



PRESS RELEASE

ISSUING OF MOTOR VEHICLE LICENSES: MAY 2021

The Hellenic Statistical Authority announces that in May 2021, 18,423 road motor cars (both new and used from abroad) were put into circulation for the first time, recording a 57.2% increase compared with the corresponding month of 2020 when the number of road motor cars was 11,723. In May 2020, a 49.1% decrease had been observed in comparison with the corresponding month of 2019 (Table 1, Graphs 1,2,3,5). A total number of 11,761 new cars were put into circulation in May 2021 compared with 4,961 in May 2020, recording an 137.1% increase.

The new motorcycles over 50cc (both new and used from abroad) that were put into circulation for the first time in May 2021 amounted to 5,875, against 4,045 in 2020, thus recording a 45.2% increase. In May 2020, a 22.8% decrease had been observed in comparison with the corresponding month of 2019 (Table 1, Graph 4). Out of the above motorcycles 5,395 were new, while the corresponding figure in May 2020 was 3,655, recording a 47.6% increase.

During the period January - May 2021, 82,953 road motor cars (both new and used from abroad) were put into circulation for the first time, representing an increase of 31.3% compared to the corresponding period of 2020 when the number of road motor cars was 63,168. During the period January - May 2020 a decrease of 34.9% had been observed in comparison with the corresponding period of 2019 (Table 3, Graphs 6,7). Out of the above number of road motor cars that were put into circulation, from January to May 2021, 48,704 were new, while the corresponding number during the respective period of 2020 was 30,777, recording an increase of 58.2%.

During the period January - May 2021 the circulation of new motorcycles over 50cc (both new and used from abroad) amounted to 18,566 against 11,749 in 2020, thus representing a 58.0% increase. A decrease of 23.9% had been observed during the period January - May 2020 in comparison with the corresponding period of 2019 (Table 3, Graphs 6,7). A total number of 16,865 new motorcycles were put into circulation, from January to May 2021, compared with 10,663 during the corresponding period of 2020, recording a 58.2% increase.

Information on methodological issues:

Sectoral Statistics Division

Transport Statistics Section

Pota Tzortzi, Konstantinos Menexes

Tel: +30 213 135 2187, +30 213 135 3055

[e-mail: p.tzortzi@statistics.gr](mailto:p.tzortzi@statistics.gr), k.menexes@statistics.gr

Information for data provision:

Tel: +30 213 135 2022

[e-mail: data.dissem@statistics.gr](mailto:data.dissem@statistics.gr)

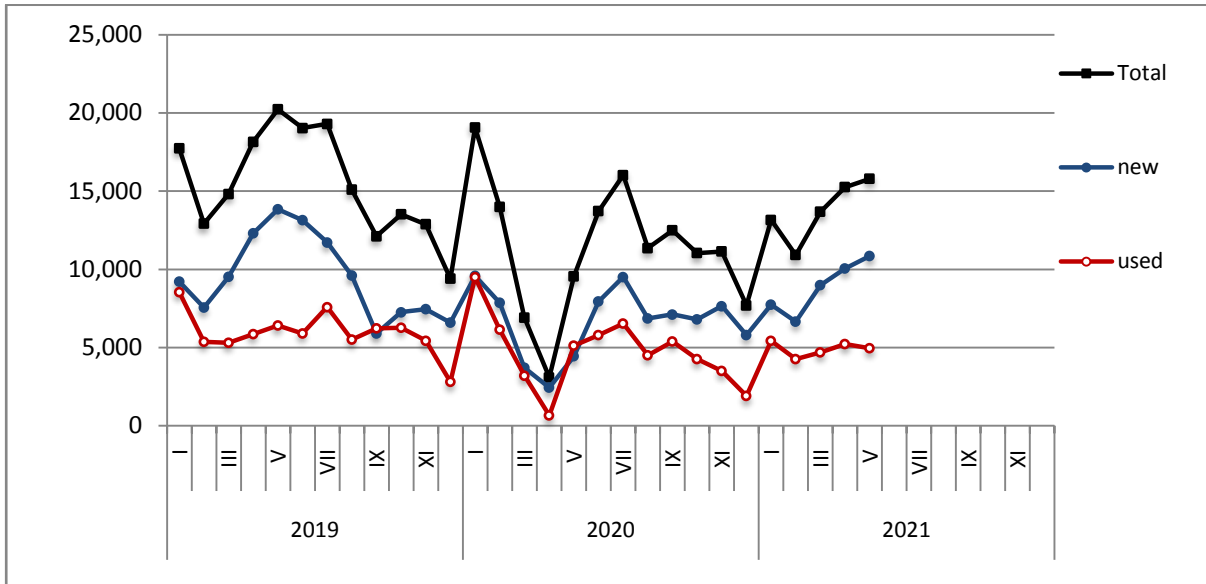
Table 1. Road motor vehicles, both new and used, put into circulation for the first time in Greece: May 2019 - 2021

Category of Road Motor Vehicles	May									Change (%)					
	2019			2020			2021			2020/2019			2021/2020		
	Total	New	Used	Total	New	Used	Total	New	Used	Total	New	Used	Total	New	Used
Greece, total															
Road Motor Vehicles,total	28,249	19,428	8,821	15,768	8,616	7,152	24,298	17,156	7,142	-44.2%	-55.7%	-18.9%	54.1%	99.1%	-0.1%
1. Road motor cars	23,010	14,634	8,376	11,723	4,961	6,762	18,423	11,761	6,662	-49.1%	-66.1%	-19.3%	57.2%	137.1%	-1.5%
Passenger Cars	20,224	13,828	6,396	9,546	4,434	5,112	15,789	10,845	4,944	-52.8%	-67.9%	-20.1%	65.4%	144.6%	-3.3%
Buses	229	67	162	44	5	39	107	47	60	-80.8%	-92.5%	-75.9%	143.2%	840.0%	53.8%
Lorries	2,557	739	1,818	2,133	522	1,611	2,527	869	1,658	-16.6%	-29.4%	-11.4%	18.5%	66.5%	2.9%
2. Motorcycles > 50 cc	5,239	4,794	445	4,045	3,655	390	5,875	5,395	480	-22.8%	-23.8%	-12.4%	45.2%	47.6%	23.1%
Prefecture of Attica															
Road Motor Vehicles,total	14,841	11,937	2,904	7,574	5,137	2,437	13,084	10,429	2,655	-49.0%	-57.0%	-16.1%	72.7%	103.0%	8.9%
1. Road motor cars	12,525	9,702	2,823	5,680	3,335	2,345	10,559	7,995	2,564	-54.7%	-65.6%	-16.9%	85.9%	139.7%	9.3%
Passenger Cars	11,650	9,289	2,361	4,948	3,008	1,940	9,592	7,534	2,058	-57.5%	-67.6%	-17.8%	93.9%	150.5%	6.1%
Buses	67	28	39	16	2	14	22	10	12	-76.1%	-92.9%	-64.1%	37.5%	400.0%	-14.3%
Lorries	808	385	423	716	325	391	945	451	494	-11.4%	-15.6%	-7.6%	32.0%	38.8%	26.3%
2. Motorcycles > 50 cc	2,316	2,235	81	1,894	1,802	92	2,525	2,434	91	-18.2%	-19.4%	13.6%	33.3%	35.1%	-1.1%

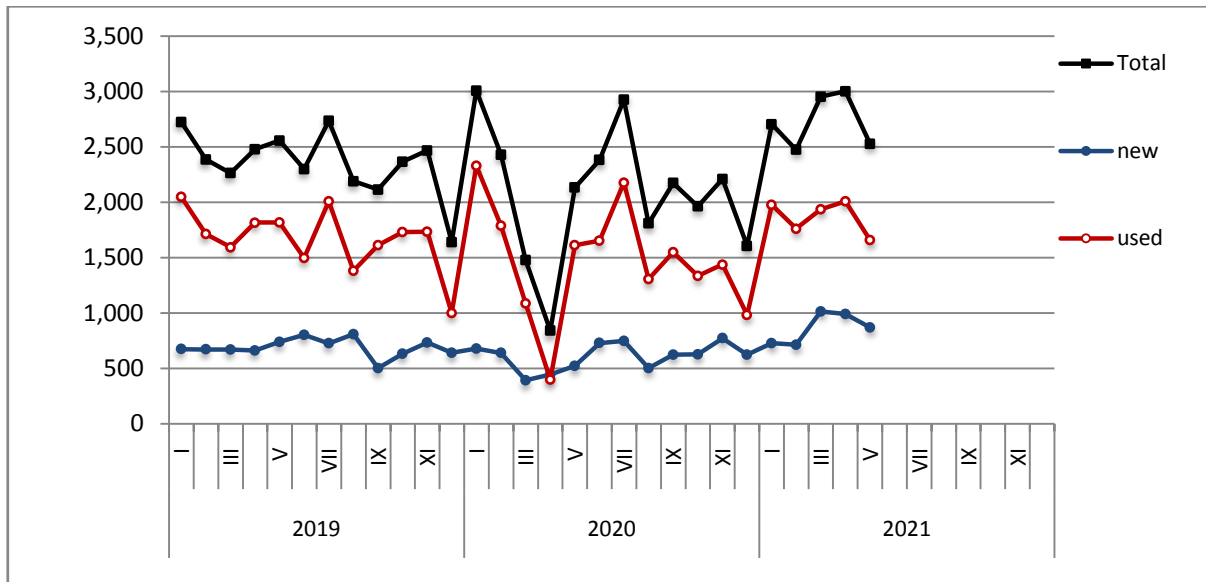
Table 2. Road motor vehicles, both new and used, put into circulation for the first time in Greece: June 2019 - May 2021

Category of Road Motor Vehicles	Average Jun. 2019 - May 2020			Average Jun. 2020 - May 2021			Change (%)		
							Average Jun. 2020 - May 2021 / Average Jun. 2019 - May 2020		
	Total	New	Used	Total	New	Used	Total	New	Used
Greece, total									
Road Motor Vehicles,total	18,259	11,020	7,239	19,159	12,413	6,746	4.9%	12.6%	-6.8%
1. Road motor cars	15,087	8,116	6,971	15,377	8,941	6,436	1.9%	10.2%	-7.7%
Passenger Cars	12,823	7,467	5,356	12,864	8,168	4,696	0.3%	9.4%	-12.3%
Buses	122	21	101	119	27	92	-2.5%	28.6%	-8.9%
Lorries	2,142	628	1,514	2,394	746	1,648	11.8%	18.8%	8.9%
2. Motorcycles > 50 cc	3,172	2,904	268	3,782	3,472	310	19.2%	19.6%	15.7%

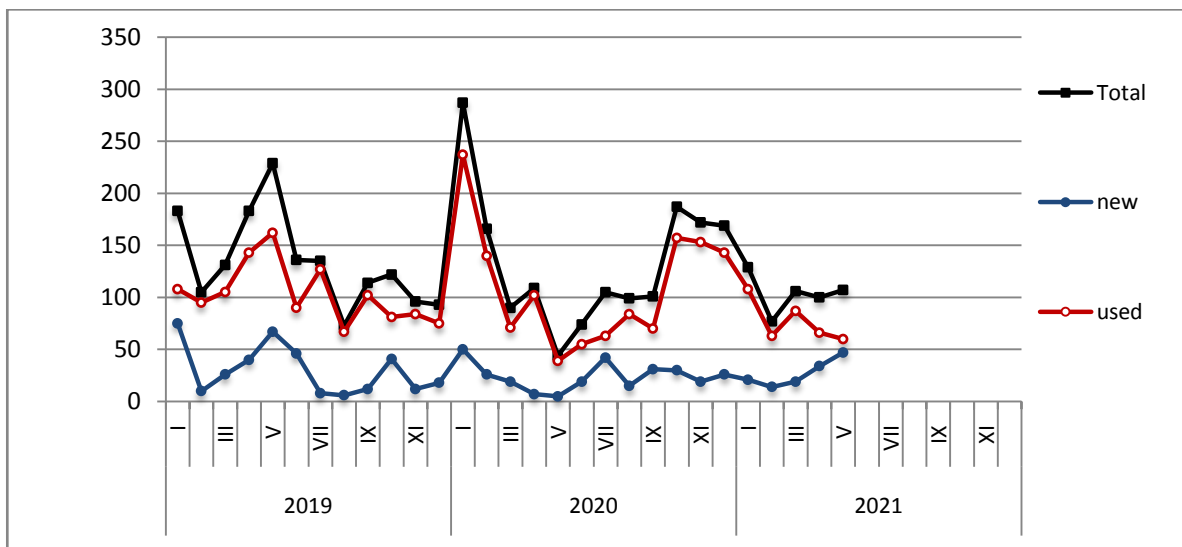
Graph 1: Passenger Cars (January 2019 – May 2021)



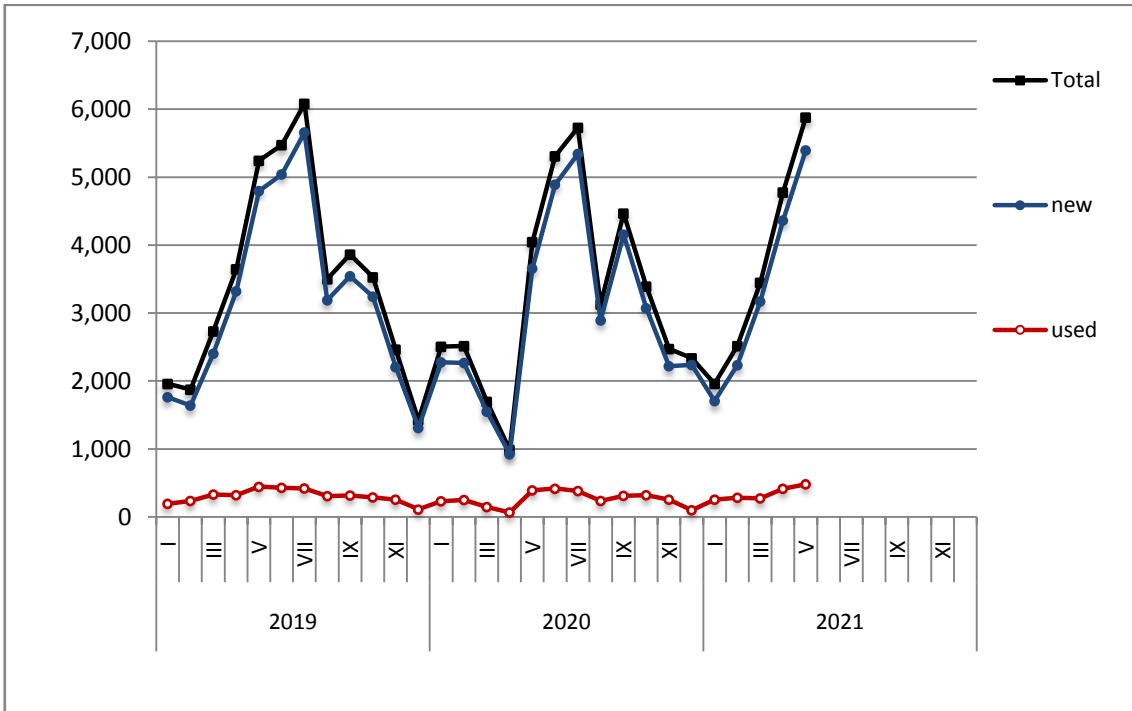
Graph 2: Lorries (January 2019 – May 2021)



Graph 3: Buses (January 2019 – May 2021)



Graph 4: Motorcycles (January 2019 – May 2021)



Graph 5: New Registrations of Motor Vehicles (May 2021)

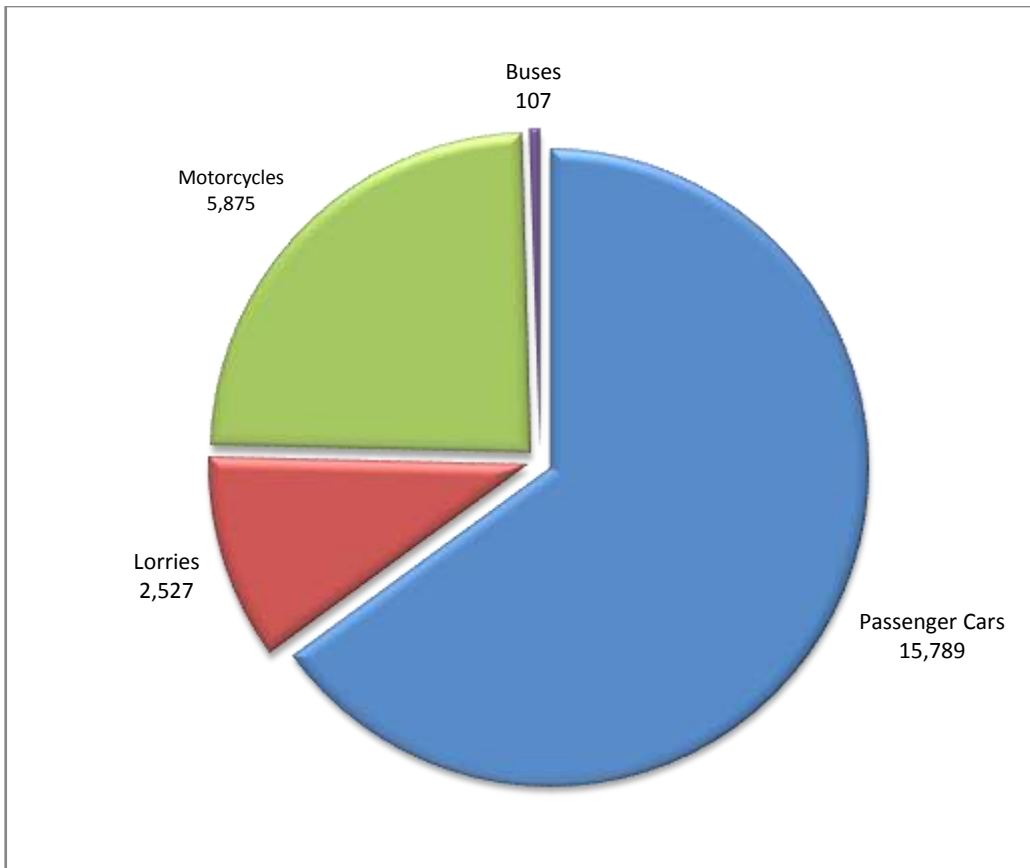
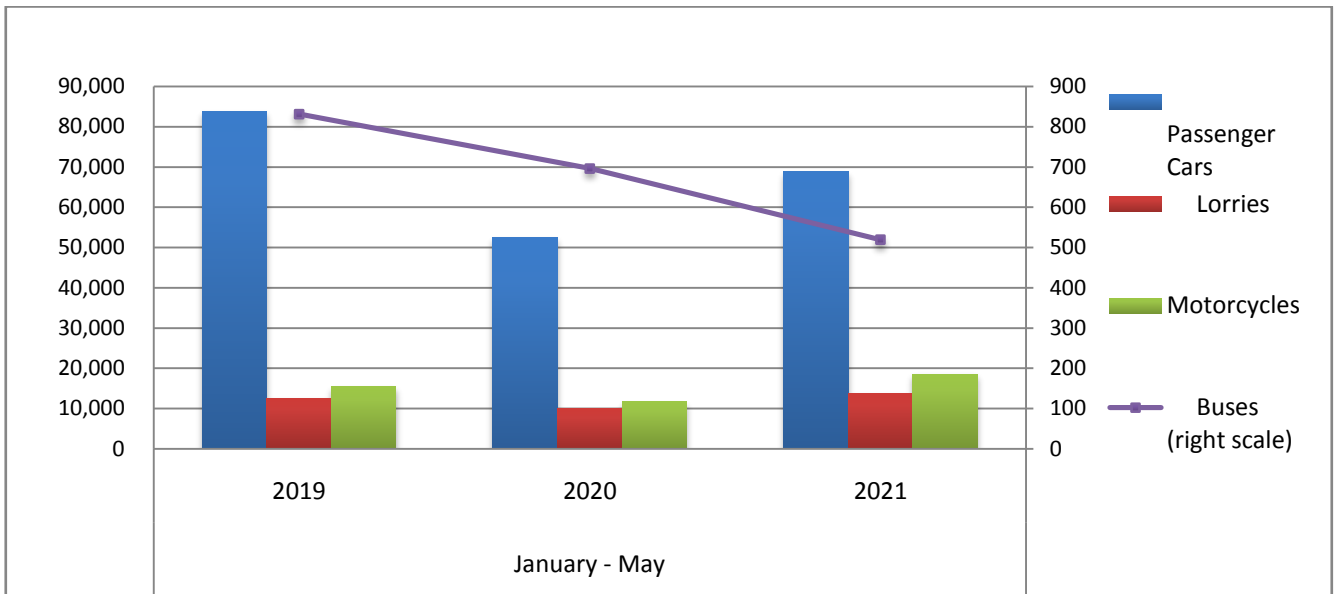


Table 3. Road motor vehicles, both new and used, put into circulation for the first time in Greece: January - May, years 2019 till 2021

Category of Road Motor Vehicles	January - May									Change (%)					
	2019			2020			2021			2020/2019			2021/2020		
	Total	New	Used	Total	New	Used	Total	New	Used	Total	New	Used	Total	New	Used
Greece, total															
Road Motor Vehicles, total	112,502	69,944	42,558	74,917	41,440	33,477	101,519	65,569	35,950	-33.4%	-40.8%	-21.3%	35.5%	58.2%	7.4%
1. Road motor cars	97,061	56,026	41,035	63,168	30,777	32,391	82,953	48,704	34,249	-34.9%	-45.1%	-21.1%	31.3%	58.2%	5.7%
Passenger Cars	83,822	52,390	31,432	52,583	27,992	24,591	68,779	44,252	24,527	-37.3%	-46.6%	-21.8%	30.8%	58.1%	-0.3%
Buses	831	218	613	696	107	589	519	135	384	-16.2%	-50.9%	-3.9%	-25.4%	26.2%	-34.8%
Lorries	12,408	3,418	8,990	9,889	2,678	7,211	13,655	4,317	9,338	-20.3%	-21.7%	-19.8%	38.1%	61.2%	29.5%
2. Motorcycles > 50 cc	15,441	13,918	1,523	11,749	10,663	1,086	18,566	16,865	1,701	-23.9%	-23.4%	-28.7%	58.0%	58.2%	56.6%
Prefecture of Attica															
Road Motor Vehicles, total	57,361	43,866	13,495	36,447	25,848	10,599	54,398	41,037	13,361	-36.5%	-41.1%	-21.5%	49.3%	58.8%	26.1%
1. Road motor cars	50,042	36,888	13,154	30,268	19,959	10,309	45,331	32,381	12,950	-39.5%	-45.9%	-21.6%	49.8%	62.2%	25.6%
Passenger Cars	46,226	35,158	11,068	26,869	18,376	8,493	40,255	29,971	10,284	-41.9%	-47.7%	-23.3%	49.8%	63.1%	21.1%
Buses	272	86	186	223	53	170	113	41	72	-18.0%	-38.4%	-8.6%	-49.3%	-22.6%	-57.6%
Lorries	3,544	1,644	1,900	3,176	1,530	1,646	4,963	2,369	2,594	-10.4%	-6.9%	-13.4%	56.3%	54.8%	57.6%
2. Motorcycles > 50 cc	7,319	6,978	341	6,179	5,889	290	9,067	8,656	411	-15.6%	-15.6%	-15.0%	46.7%	47.0%	41.7%

Graph 6. New Motor Vehicles Circulation Licenses: January – May, years 2019 till 2021



Graph 7. New Registrations of Motor Vehicles: January – May 2021

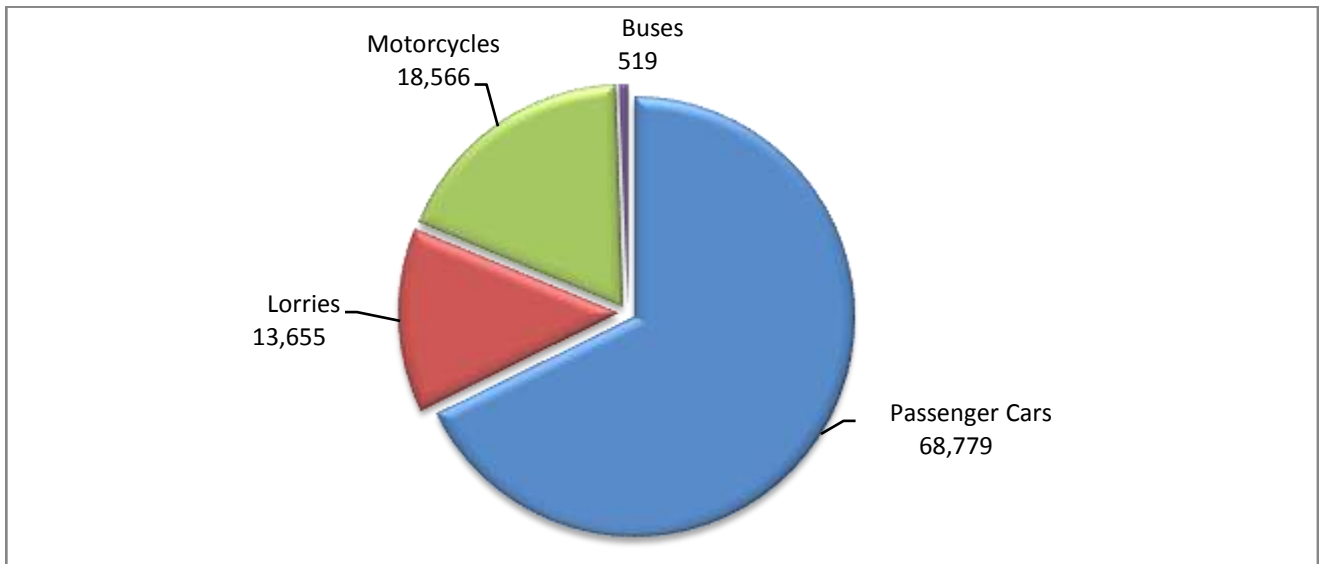


Table 4
Sales of new and used passenger cars by make: May 2021 and January - May 2021

Make	Passenger cars			
	May		January - May	
	new	used	new	used
ALFA ROMEO	15	42	30	287
ALPINA	-	-	2	-
ALPINE	-	-	-	1
ASTON MARTIN	-	-	-	3
AUDI	326	58	1,474	354
BENTLEY	-	-	-	2
BMW	486	118	1,856	597
BMW,MINI	-	2	-	3
CHEVROLET	-	41	-	205
CHRYSLER	-	3	-	6
CITROEN	264	156	708	713
CITROEN / DS	347	3	1,457	10
CORVETTE	-	1	-	1
CUPRA	4	-	14	1
DACIA	250	92	817	401
DAIHATSU	-	9	-	55
DETHLEFFS	-	-	-	6
DODGE	-	-	-	1
DS	19	-	109	3
FERRARI	-	2	-	14
FIAT	568	272	1,550	1,441
FORD	331	387	1,595	1,984
HOBBY	-	2	-	3
HONDA	22	60	134	300
HUMER	-	-	-	1
HYMER	-	-	1	3
HYUNDAI	798	445	3,637	2,007
INFINITI	-	-	-	1
IVECO	-	-	-	1
JAGUAR	21	7	49	35
JEEP	105	19	566	74
KIA	495	94	1,705	436
KNAUS	-	-	-	1
LADA	-	-	-	3
LAMBORGHINI	3	1	3	6
LANCIA	-	9	-	59
LAND ROVER	29	34	216	192
LEXUS	11	4	62	29
LOTUS	-	-	-	1
MASERATI	2	1	3	4
MAZDA	57	14	151	90
MCLAREN	-	1	-	3
MERCEDES	430	183	2,048	974
MERCEDES ¹	-	-	3	-
MG	-	-	-	1
MIA ELECTRIC	-	-	-	1
MINI	214	27	869	167

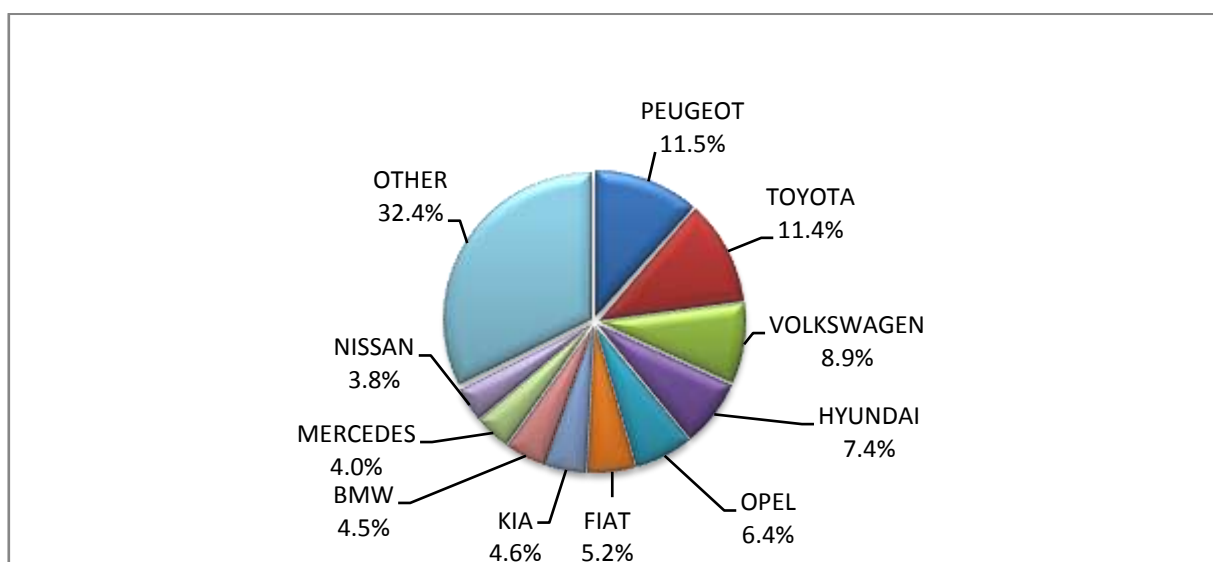
Table 4 (cont)
Sales of new and used passenger cars by make: May 2021 and January - May 2021

Make	Passenger cars			
	May		January - May	
	new	used	new	used
MINI MAFER	-	1	-	1
MITSUBISHI	18	45	105	257
MORGAN	2	-	2	-
MPM MOTORS	-	-	-	1
NISSAN	411	362	1,748	1,832
NISSAN ¹	-	-	1	-
OPEL	695	391	2,967	1,977
PEUGEOT	1,245	220	5,164	1,042
PEUGEOT ²	1	-	22	-
PORSCHE	11	27	45	203
PSA AUTOMOBILES	-	-	2	-
RANGE ROVER	-	2	1	13
RENAULT	356	460	1,227	2,057
RIMOR, XGO, BLUCAMP, KENTUCKY CAMP, AHORN	-	-	-	1
ROLLER TEAM	-	1	1	2
ROLLS ROYCE	-	1	-	3
SAAB	-	-	-	7
SEA / MOBILVETT	-	-	-	1
SEAT	174	61	620	244
SKODA	339	111	1,284	518
SMART	-	187	23	931
SSANGYONG	-	2	-	5
SUBARU	-	4	11	27
SUZKI	2	-	10	-
SUZUKI	366	151	1,992	660
TESLA	11	2	205	12
TOYOTA	1,238	592	5,849	2,989
TRIGANO	-	1	-	4
TRIUMPH	-	-	-	1
VOLKSWAGEN	967	226	3,140	1,180
VOLKSWAGEN ¹	-	-	1	-
VOLVO	212	10	773	77
WARTBURG	-	-	-	2
TOTAL	10,845	4,944	44,252	24,527

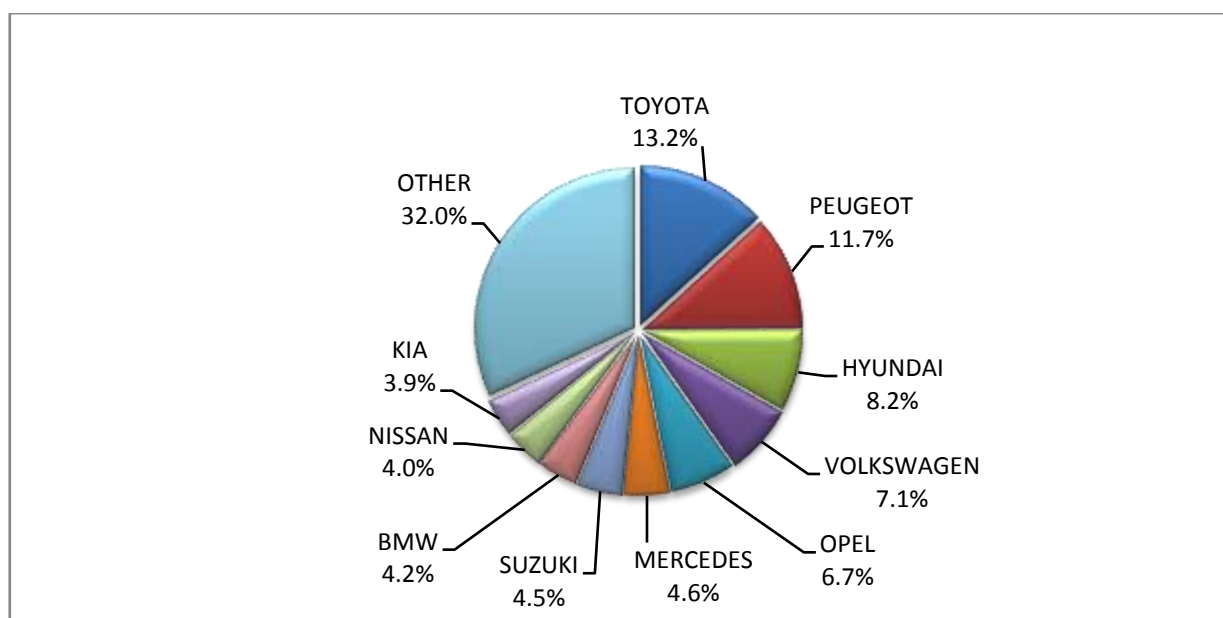
1 : With 2nd/3rd stage manufacturer in Greece.

2 : With 2nd/3rd stage manufacturer abroad.

Graph 8. Sales of new passenger cars by make (May 2021)



Graph 9. Sales of new passenger cars by make (January - May 2021)



**Table 5
Sales of new and used lorries by make: May 2021 and January - May 2021**

Make	Lorries			
	May		January - May	
	new	used	new	used
ALFA ROMEO	-	-	-	1
BMW	-	-	-	1
CHEVROLET	-	-	-	1
CHRYSLER	-	-	-	1
CIFA	-	-	2	-
CITROEN	51	59	433	292
DACIA	60	11	189	44
DAF	-	46	3	244

Table 5 (cont)
Sales of new and used lorries by make: May 2021 and January - May 2021

Make	Lorries			
	May		January - May	
	new	used	new	used
DAF ¹	4	0	15	1
DODGE	-	-	-	3
FCA US LLC	-	1	-	5
FIAT	115	162	516	973
FIAT-IVECO	-	2	-	20
FORD	142	225	829	1,182
FORD ¹	7	0	21	0
GINAF	-	-	-	1
GMS	-	-	-	1
GREAT WALL MOTOR	-	-	-	1
HYUNDAI	-	1	-	19
ISUZU	15	7	47	87
IVECO	6	34	14	135
IVECO ¹	9	0	48	1
IVECO ²	-	-	-	1
IVECO MAGIRUS	-	2	-	19
IZUZU	4	-	14	7
JEEP	1	-	2	4
KASSBOHRER	-	-	-	1
KIA	-	1	-	5
LAND ROVER	-	1	-	8
MAGIRUS	-	-	-	1
MAHINDRA	-	-	-	1
MAN	-	78	1	471
MAN ¹	6	0	17	1
MAXUS , LDV	1	-	2	-
MAZDA	-	-	-	41
MERCEDES	57	405	202	2,278
MERCEDES ¹	12	0	45	4
MERCEDES ²	0	1	0	3
MITSUBISHI	14	29	112	210
MITSUBISHI ¹	5	0	21	1
MOSCHOU CRANE	-	-	-	1
NISSAN	87	49	304	332
OAF	-	-	-	2
OPEL	31	66	115	350
PEUGEOT	53	47	483	279
PFAU	-	-	-	1
PIAGGIO	-	4	9	10
PIAGGIO ¹	2	-	6	-
PIAGGIO ²	-	-	1	-
RELIANT	-	1	-	1
RENAULT	10	125	29	573

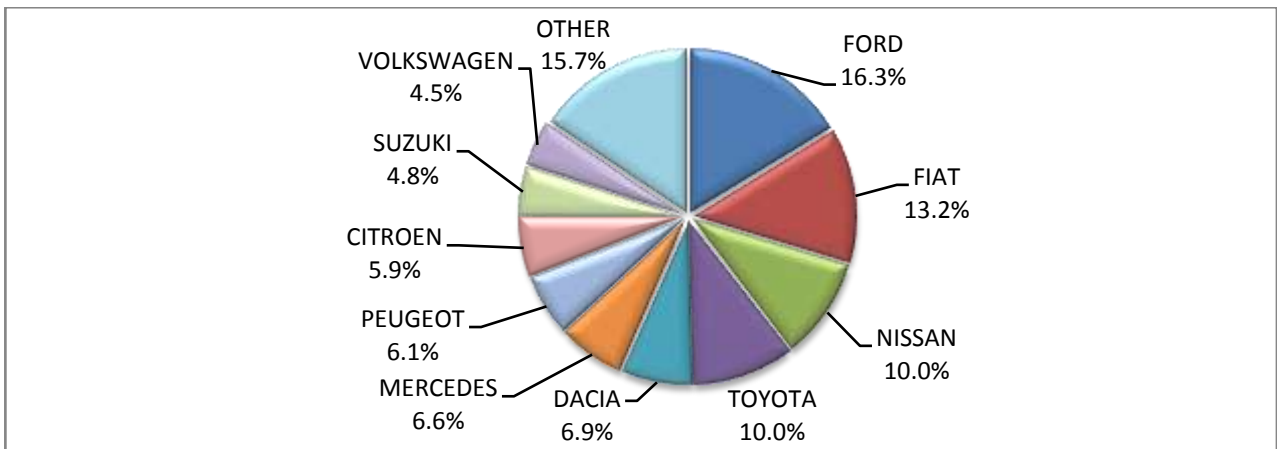
Table 5 (cont)
Sales of new and used lorries by make: May 2021 and January - May 2021

Make	Lorries			
	May		January - May	
	new	used	new	used
SCANIA	1	64	5	388
SEAT	-	-	-	2
SKODA	-	2	-	12
SSANGYONG	-	-	-	2
STEYER	-	-	-	2
SUZUKI	-	-	-	1
SUZUKI	42	-	71	1
TOYOTA	87	41	616	241
VOLKSWAGEN	39	82	115	410
VOLKSWAGEN ¹	-	-	2	-
VOLVO	6	112	14	661
VOLVO ¹	2	0	14	0
TOTAL	869	1,658	4,317	9,338

1 : With 2nd/3rd stage manufacturer in Greece.

2 : With 2nd/3rd stage manufacturer abroad.

Graph 10. Sales of new lorries by make (May 2021)



Graph 11. Sales of new lorries by make (January – May 2021)

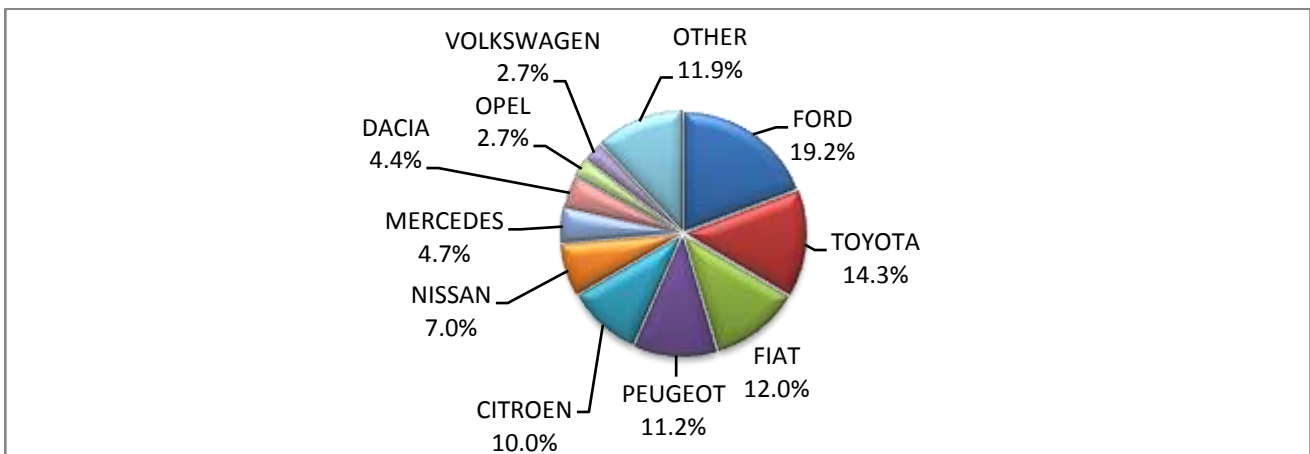


Table 6
Sales of new and used buses by make: May 2021 and January - May 2021

Make	Buses			
	May		January - May	
	new	used	new	used
BOVA	-	6	-	21
EVOBUS	-	-	-	1
FIAT ²	-	-	10	-
FORD	1	-	2	10
IRISBUS	-	-	-	3
IRIZAR	2	-	4	-
IVECO	-	-	-	5
MAN	12	4	25	27
MAN/NEOPLAN	-	-	-	1
MERCEDES	6	36	25	210
MERCEDES ¹	16	-	46	1
MERCEDES ²	6	-	12	1
NEOPLAN	1	2	2	6
RENAULT	-	1	-	1
SCANIA	-	-	-	4
SCANIA ²	3	-	5	-
SETRA	-	8	1	31
SOLARIS	-	-	-	28
TEMSA	-	2	1	6
TURKKAR	-	1	-	2
VOLVO	-	-	-	1
VAN HOOL	-	-	-	3
VOLKSWAGEN	-	-	-	2
VOLVO	-	-	-	20
VOLVO / IRIZAR	-	-	2	-
TOTAL	47	60	135	384

1 : With 2nd/3rd stage manufacturer in Greece.

2 : With 2nd/3rd stage manufacturer abroad.

Graph 12. Sales of new buses by make (January – May 2021)

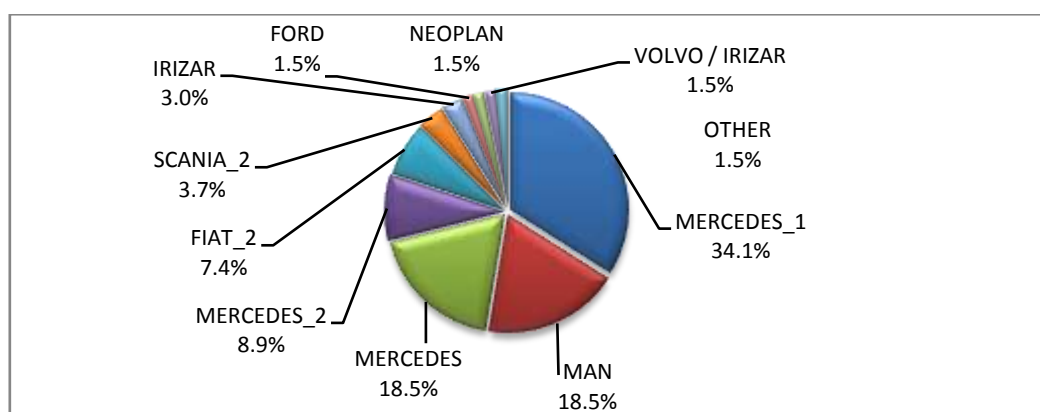


Table 7

Sales of new and used motorcycles by make or manufacturer: May 2021 and January - May 2021

Make	Motorcycles			
	May		January - May	
	new	used	new	used
ADIVA	-	1	-	1
AEON MOTOR	-	-	1	-
AGUSTA MV	-	-	-	1
APRILIA	6	16	17	34
APRILIA, DERBI, GILERA di Piaggio & C. S.p.A.	-	-	1	-
ARCTIC CAT ḡ MASSEY FERGUSON	-	-	-	1
BAJAJ	5	-	11	-
BASHAN	1	1	1	1
BASHAN, AMGroup, AMGroup Bike, DON, IRBIS, WORKER BEAR, Nomik ATV 2	-	-	1	-
BENELI	-	-	-	1
BENELLI	36	-	124	3
BETA	2	-	34	9
BMW	107	20	376	82
BOMBARDIER RECREATIONAL PRODUCTS ING (BRP)	1	-	1	2
BRIXTON	11	-	29	-
BUELL	-	1	-	1
CACE	-	-	1	-
CFMOTO	99	-	230	3
CFMOTO, GOES	15	-	29	-
DAELIM	1	-	3	1
DAYANG, DAYTONA	-	-	-	1
DAYANG, DAYTONA MOTORS, NIPPONIA, DOCKER, WAYEL, SUMCO, VEEROAD, CETUR, RUTEC	2	-	13	-
DAYANG, DAYTONA MOTORS, NIPPONIA, KUBA	8	-	98	1
DAYANG, DAYTONA MOTORS, NIPPONIA, KUBA, VEEROAD, SUMCO, CETUR, RUTEC	180	-	254	-
DAYANG, DAYTONA MOTORS, NIPPONIA, SALCANO	52	-	478	3
DAYANG, DAYTONA MOTORS, NIPPONIA, VEEROAD	276	1	647	3
DAYANG, DAYTONA MOTORS, NIPPONIA, VEEROAD, DOCKER	66	-	85	-
DAYANG, ECOCREMO, ECOOTER, ECOOTOR,AGM, ORCAL, SUMCO	4	-	9	-
DERBI	-	1	-	1
DUCATI	16	1	60	25
EAGLE	1	-	1	-
EFUN, ZAP	2	-	10	-
E-TON	-	-	-	1
EUROMOTORS	1	-	1	-
EVA, EMBUGGY, VINTAGE, EVANGEL	3	2	4	2
FANTIC MOTOR	-	-	2	-
FD MOTORS, FASPIDER	1	-	12	-
FD MOTORS, FASPIDER, DAYTONA MOTORS, NIPPONIA, QUANTYA	3	-	16	-
G.B.M. SPA	-	1	-	1
GAIA, SATURN, LTO ORION	-	-	2	-
GAS GAS	3	-	4	1
GENERIC, QJIANG	-	-	-	1
GILERA	-	1	-	4
GILERA, PIAGGIO	-	-	-	1
HANWAY, MASAI, JUNAK, Motorini, STMAX, ROMET, CLS, ROMET MOTORS, GEMINI, RIVERO	4	-	9	-

Table 7 (cont)

Sales of new and used motorcycles by make or manufacturer: May 2021 and January - May 2021

Make	Motorcycles			
	May		January - May	
	new	used	new	used
HAOJIAN, ZONTES, TAYO, Sharpon, IFINO, KIDEN, ZHONGYU, CUBTOM, DIYUN, NAMIN, TIM DERVI, VUKA, THUMP, RIPPER	-	-	1	-
HARLEY DAVIDSON	-	14	12	45
HESHAN GOUJI NANLIAN MOTORCYCLE INDUSTRY, ORCAL, AJS, HERALD MOTOR COMPANY, MACBOR, MOTOB	1	-	4	-
HONDA	759	91	2,284	304
HOOOON, PICKMAN	-	-	1	-
HORWIN	1	-	3	-
HSUN, HISUN, APACHI, Mx, MASAI, HYTRACK, TRAPPER, PUMAREX, GEON, ASYAMOTOR, DAYTONA MOTORS, KRAL	7	-	15	-
HUONIAO, DH.HAOTIAN, MOTORINI, PEGASUS, MASH	2	-	2	-
HUSABERG	-	1	-	3
HUSQVARNA	10	5	60	14
HYOSUNG	-	-	1	-
IANYING, TYM, XINBEN, TEYIN, RIYA, ONGYUNDA, SANBEN, ALFA, Senzo, La Souris, TCB, KENTOYA	4	-	8	-
INDIAN MOTORCYCLE	6	-	16	-
JIALING	-	1	-	1
JIAYUAN	5	-	24	-
JINLANG, ZUNDAPP, XHODNA, APGmoto, COLIBRI, RAZORY, VIARELLI, SUMCO, FLEX TECH, IVA, TNT moto	-	-	1	-
JINMA, RUNHORSE, FARAD, hopster, DuroCar, ClimaCar, CROYANCE AUTOMOTIVE, E-cars Malta, EVROM, GECO, GUTZY	-	-	3	-
KAWASAKI	26	5	63	26
KTM	41	17	186	83
KUMPAN ELECTRIC	-	-	1	-
KWANG YANG	-	2	-	7
KYMCO	374	71	1,102	211
LAMBRETTA	-	-	11	-
LEXMOTO	-	-	-	1
LIFAN, HONLEI, SKYGO, BISAN-LIFAN	7	-	7	-
Lingzhida, LINZDA, LINDN, LINYI, LONGMAO, NLIGHT	2	-	6	-
LINHAI	-	-	1	-
LINHAI, KUBA, ONLINE, LHY	8	-	8	-
LINHAI, SINNIS	1	-	2	-
LML	-	-	-	1
LONCIN, KUBA, RKS, ITALIKA, SUNRACE, SKY, MALAGUTI, SUPERBIKE, ROCKET, NOVELBAT, TIGREMOTO	13	-	14	-
LONCIN, KUBA, RKS, ITALIKA, SUNRACE, SKY, MALAGUTI, SUPERBIKE, ROCKET, NOVELBAT, TIGERMOTO, GREEN	2	-	7	-
LONCIN, KUBA, RKS, ITALIKA, SUNRACE, SKY, MALAGUTI, SUPERBIKE, ROCKET, NOVELBAT, TIGREMOTO, GREEN, TRIDIAMOND	20	-	38	-
LONCIN, VOGE, KUBA, RKS, ITALIKA, SUNRACE, SKY, MALAGUTI, SUPERBIKE, ROCKET, NOVELBAT	3	-	14	-
LONCIN, VOGE, KUBA, RKS, ITALIKA, SUNRACE, SKY, MALAGUTI, SUPERBIKE, ROCKET, NOVELBAT, TIGREMOTO, GREEN	1	-	1	-
LONCIN, VOGE, KUBA, RKS, ITALIKA, SUNRACE, SKY, MALAGUTI, SUPERBIKE	6	-	18	-
LONGJIA, ITALJET, ORCAL, BEELINE	8	1	26	1

Table 7 (cont)

Sales of new and used motorcycles by make or manufacturer: May 2021 and January - May 2021

Make	Motorcycles			
	May		January - May	
	new	used	new	used
LONGJIA, ITALJET, ORCAL, BEELINE, ROMET MOTORS, GEMINI, LEXMOTO, JAHANRO, VGA, DAYTONA MOTORS	1	-	3	-
LONGJIA, lexmoto, Gemini, MH Motorcycles, MONDIAL, Jahanro, UM, ORCAL, VGA, NECO, ALFASCOOTERS, ROMET MOTORS	-	-	2	-
LONGJIA, ORCAL, NECO	8	-	19	-
LONGJIA, ORCAL, TNT MOTOR, BEELINE, VGA, ITALJET, GEMINI, lexmoto, Jahanro, italo, NECO	6	1	30	1
LVNENG	1	-	1	-
LVNENG, SKAND, VEMO,SMARTWAY,IVA, HYPE-BIKE, SENZO, MONASSO, genergia	-	-	1	-
MALAGUTI	-	2	-	7
MBK	-	1	-	4
MELEX	1	-	1	-
MG MOTO	1	-	3	-
MGK HM	334	-	1,095	4
MINSK, ZONGSHEN, IRIBIS, MONDIAL, LEXMOTO, JUNAK, HONLEY, OVERBIKES	2	-	2	-
MODENAS	-	-	1	-
MONDIAL, PELPI INTERNATIONAL	4	-	17	-
MONTESA	-	-	1	-
MORGAN MOTOR CO	-	-	-	1
MOTO GUZZI	4	-	9	-
MOTO S.P.A	-	-	5	-
MV AGUSTA	1	1	3	3
NIU, NUUV	7	-	35	-
NOUN ELECTRIC	-	-	1	-
PEUGEOT	21	3	79	10
PIAGGIO	1,007	59	2,947	194
PIONEER, LEXMOTO, PULSE,BULLIT, HERALD, WOTTAN, EURO MOTORS, VERVEMOTO, SP BIKE, EXPLORER, RIDE	-	-	1	-
POLARIS	9	-	17	2
QINGQI, CLEVELAND, CYCLEWERKS ACE, CLEVELAND ACE, CLEVELAND CYCLEWERKS ACE DELUXE	1	-	1	-
QINGQI, KADIRGA	-	-	1	-
QJ, QJIANG, KEEWAY, LEONE, KUBA, RKS	3	-	5	-
QJ, QJIANG, KEEWAY, LEONE, KUBA, RKS, BENELLI, VENGO	-	-	7	-
QJ, QJIANG, KEEWAY, LEONE, KUBA, RKS, TELL, EMPIRE KEEWAY, BENELLI, VENGO	11	-	31	1
QJ, QJIANG, KEEWAY, LEONE, KUBA, RKS, tell,VENGO	4	-	7	-
QJ, QJIANG, KEEWAY, LEONE, RKS, BENELLI, EMPIRE KEEWAY, KUBA	17	-	110	-
QJ, QJIANG, KEEWAY, LEONE, tell, KUBA, RKS, BENELLI, VENGO	2	-	7	-
QUADRO VEHICLES	-	-	2	-
QUADRO, QUADRO VEHICLES	1	-	1	-
RENAULT	-	1	-	1
RENLI	1	-	1	-
ROTOM, RACER	1	-	1	-
ROYAL ENFIELD	2	-	4	2
Royalloy,Royal Alloy,RA,SCOMADI,VALENTINO,VALENTINO MOTORI	2	-	8	-
RVM, MACBOR, COLOVE, ORCAL, DAYTONA MOTORS	-	-	8	-
SAKURA, GOLDEN LION, ARTISAN, Fauro, ETALIAN, Viverra, Varaneo, Kito, E-mio	1	-	7	-

Table 7 (cont)

Sales of new and used motorcycles by make or manufacturer: May 2021 and January - May 2021

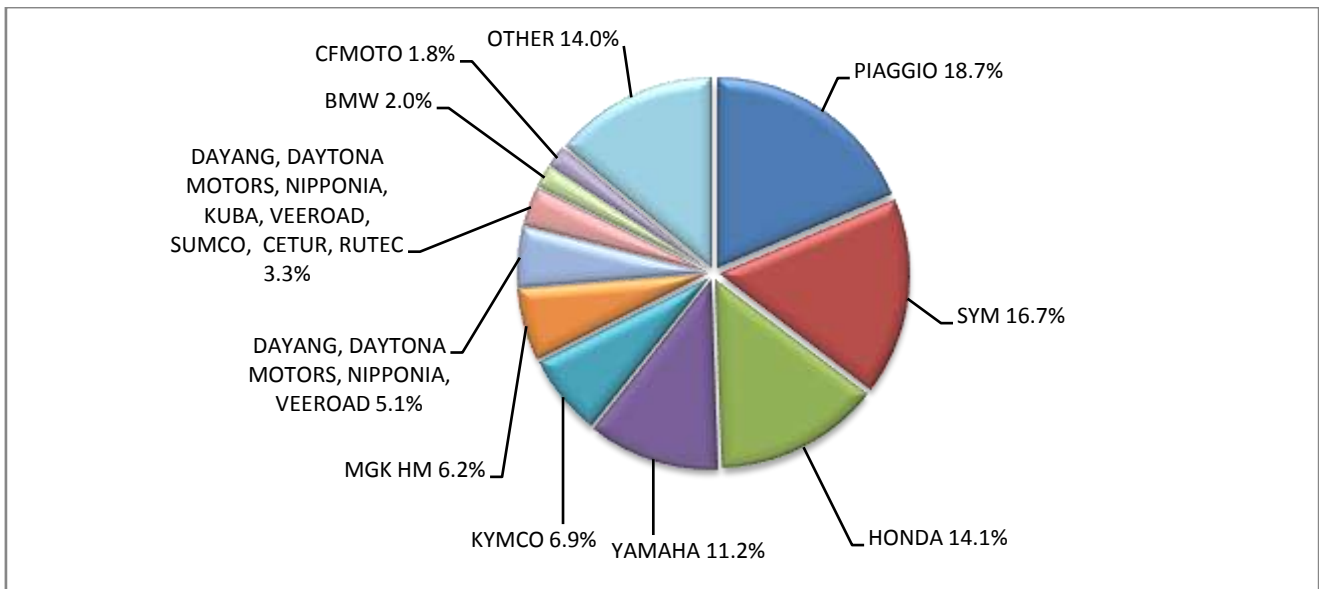
Make	Motorcycles			
	May		January - May	
	new	used	new	used
SAKURA, GOLDEN LION, ARTISAN, Fauro, ETALIAN, Viverra, Varaneo, Kito, E-mio, velca, E.F.O	5	-	5	-
SAKURA, GOLDENLION, E.F.O., Fauro, Viverra, Nitrox, STRELLA City, Artisan	1	-	19	-
SAN YANG	-	-	-	6
SCUTUM, ETRIX, SILENCE	-	-	4	-
SENKE, SENKO, SENKI, SENKY, HALI, JIETOUBAWANG, NANLIAN, XINHALI, PGO, SENKE. HALI	-	-	1	-
SHANYANG, ATLAS PANTHER, YAMAZUKI MOTO, MOTORKING, Hirlee, XB	7	-	23	-
SHENGWO NEW ENERGY, YUKI	18	-	19	-
SHERCO	-	3	2	11
SHINERAY	1	-	1	-
SILENCE, SCUTUM, ETRIX	5	-	13	-
SKYTEAM, SACIN, CSR, METALCO, SOKUDO, BAZUKA, MINICO, MOTOSBASI, MOTOS BORDOY, SUMKO, ROXON, MONKEY BIKES	5	-	19	-
SUZUKI	43	24	132	85
SWM	1	-	1	-
SYM	902	17	3,180	76
TAYO, HAOJIANG, ZHONGYU, THUMP, THUMPSTAR, KIDEN, ZONTES, Junak	3	-	14	-
TAYO, HAOJIANG, ZHONGYU, THUMP, THUMPSTAR, KIDEN, ZONTES, Junak, SENKE, TANNY, TYAN, ROMET	21	-	101	-
TAYO, HAOJIANG, ZHONGYU, THUMP, THUMPSTAR, KIDEN, ZONTES, Junak, SENKE, TANNY, TYAN, ROMET, ROMET MOTORS	13	-	51	-
TAYO, HAOJIANG, ZHONGYU, THUMP, THUMPSTAR, KIDEN, ZONTES, Junak, SENKE, TANNY, TYAN, ROMET, ROMET MOTORS, ROUTER	4	-	12	-
TIANYING, RIYA, HONGYUNDA, TYM, HONLING	4	-	13	-
TIANYING, RIYA, HONGYUNDA, TYM, HONLING, TAMCO, ALISON, DMK MOTORS, WLIE, LEEWAY, WLXQ, AP Gmoto, ALFA	3	-	6	-
TM RACING	-	-	1	-
TRIUMPH	25	3	73	11
VMOTO-SOCO, E-MAX, VMOTO	-	-	3	-
VMOTO-SOCO, E-MAX, VMOTO, SUPER SOCO	7	-	16	-
WANGYE, SANBEN, UM, MONDIAL, KENOS, SUPERBYKE, IRBIS, MDC, MISTRAL, STREET ELEGANCE	-	1	-	2
WONJAN, SAMADA	-	-	1	-
XGJAO, ZIPP, TOROS, ROMET, ROMET MOTORS, ROUTER, VEEROAD, DAYTONA MOTORS, GEMINI, MH MOTORCYCLES, MTG MOTORS	6	-	26	-
XINRI, SUNRA, APACHI, ISILDAR, ISILDAR APACHI, Wayscral, KRAL	3	-	28	-
XINYANG	-	-	1	-
YAMAHA	604	105	1,979	389
YAMAHA, MBK	4	2	42	5
YINGANG, BENYI, ROMET MOTORS, YUKI, ROUTER, MOTORAN, DAYTONA MOTORS, M1NSK, HAMACHI, KUBA, MONDIAL	6	-	23	-
YINGANG, BENYI, ROMET MOTORS, YUKI, ROUTER, MOTORAN, DAYTONA MOTORS, M1NSK, KUBA, MONDIAL	-	-	1	-
YINXIANG, KENBO	-	-	1	-
YINXIANG, KENBO, VENOM, CHEETA, ZIPP, NEMO, FEKON, ANATOLIA, CANBO	2	-	2	-
YINXIANG, MONDIAL, GEMINI, TCB	2	-	4	-
ZERO MOTORCYCLE	-	1	-	1
Zhidou, SHARE'NGO, ZD	-	1	-	1

Table 7 (cont)

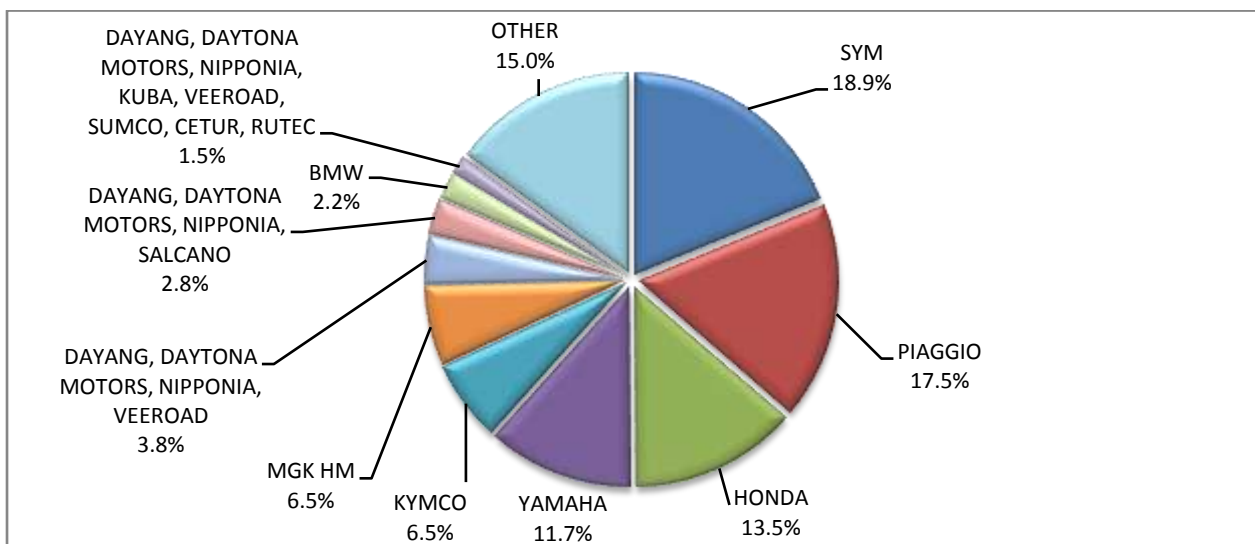
Sales of new and used motorcycles by make or manufacturer: May 2021 and January - May 2021

Make	Motorcycles			
	May		January - May	
	new	used	new	used
ZHONGNENG, ZNEN, AGM, AJS, YUKI, COLIBRI, EUROCKA, BTC, NOVA MOTORS, LEXMOTO, Actionbikes Motors	13	-	25	-
ZHONGNENG, ZNEN, AGM, AJS, YUKI, COLIBRI, EUROCKA, BTC, NOVA MOTORS, LEXMOTO	17	-	36	-
ZONGSHEN	2	1	2	1
ZONGSHEN, ZIP STAR, Lexmoto, ICONE, VORTEX, M1NSK, MACBOR, MONDIAL, ROMET MOTORS	1	-	2	-
ZONGSHEN, ZIP STAR, Lexmoto, ICONE, VORTEX, M1NSK, MACBOR, MONDIAL, ROMET MOTORS, SINNIS, SPARKSTER, OVER BIKES	1	-	2	-
ZONGSHEN, ZIPSTAR, ICONE, JUNAK, Lexmoto, MH Motorcycles, M1NSK, MONDIAL, ROMET MOTORS, SINNIS	-	-	1	-
ZONGSHEN, ZIPSTAR, ZEALSUN, KENTO	-	-	2	1
TOTAL	5,395	480	16,865	1,701

Graph 13. Sales of new motorcycles (May 2021)



Graph 14. Sales of new motorcycles (January – May 2021)



EXPLANATORY NOTES

Survey on the issuing of new road motor vehicle circulation licenses	The survey on the issuing of new motor vehicle circulation licenses is a census survey. The released data give information, at country level, on the brand and type of the motor vehicle, as well as whether it is new or used. The survey does not include vehicles that move on rails, trolley busses, agricultural tractors and machinery. In addition, the following are excluded: all motor vehicles of the Armed Forces, Police, Fire Brigade, State Services, Diplomatic Corps, Foreign Missions, and Invalids of Wars, as well as motorcycles with a cylinder capacity less than 50 cc.
Legal basis	Law 3832/2010
Reference Period	May 2021
Coverage	The production of monthly data is based on the registers held by the Ministry of Infrastructure, Transport and Networks, which records all the monthly changes observed in the vehicle registration licenses at country level.
Definitions	<p>Road motor vehicle is any vehicle that, irrespective of the number of wheels, is moved by an engine and is designed to transport persons or cargo or both of them, either they are on the same single vehicle or on a trailer carried by the main motor vehicle.</p> <p>New road motor vehicle is any motor vehicle that is registered for the first time in Greece during the reference month and has not been put into circulation in any other country.</p> <p>Used motor vehicle is any motor vehicle that is registered for the first time in Greece and has been imported as a used one from abroad</p> <p>Passenger motor vehicle: it is a motor vehicle designed to carry mostly people, having no more than 9 seats, including the driver's seat.</p> <p>Bus: it is a motor vehicle, which is designed to carry mostly people, having more than 10 seats, including the driver's seat. In the corresponding tables of this Press Release, this category also includes articulated buses.</p> <p>Lorry: it is motor vehicle designed to carry mostly cargo. In the corresponding tables of this Press Release, this category also includes tractors, tow trucks, articulated tractors, and trucks with trailers.</p> <p>Motorcycle: any two-wheeled motor vehicle, with or without sidecar, with maximum authorized design speed over 45 km/h, or in case it is powered by a combustion engine, with a cylinder capacity of 50 cc or over. In the corresponding tables of this Press Release, this category also includes the three-wheeled motor vehicles – motor tricycles.</p> <p>Tricycle motor vehicle: it is a motor vehicle with three symmetrical wheels with maximum authorized design speed over 45 km/h, or in case it is powered by a combustion engine, with a cylinder capacity over the 50 cc. This category also includes four-wheel vehicles, except the light four-wheel motorcycles, whose empty vehicle tare (excluding the weight of the fuel or mixture of fuel-oil or the weight of the batteries for electric cars) is up to 400 kg in the case the vehicle is designed for passenger use or up to 550 kg in case the vehicle is designed to carry cargo and whose engine is up to 15KW.</p>
Methodology	Exhaustive Survey. The primary data derive from the Ministry of Infrastructure, Transport and Networks and are based on the issuing of new circulation licenses as they are registered by the Regional Offices for Transport and Communications.
References	More information (graphs, tables) concerning the survey on the issuing of new motor vehicle circulation licenses are available on the webpage of ELSTAT, www.statistics.gr , under the link http://www.statistics.gr/en/statistics/-/publication/SME24/