



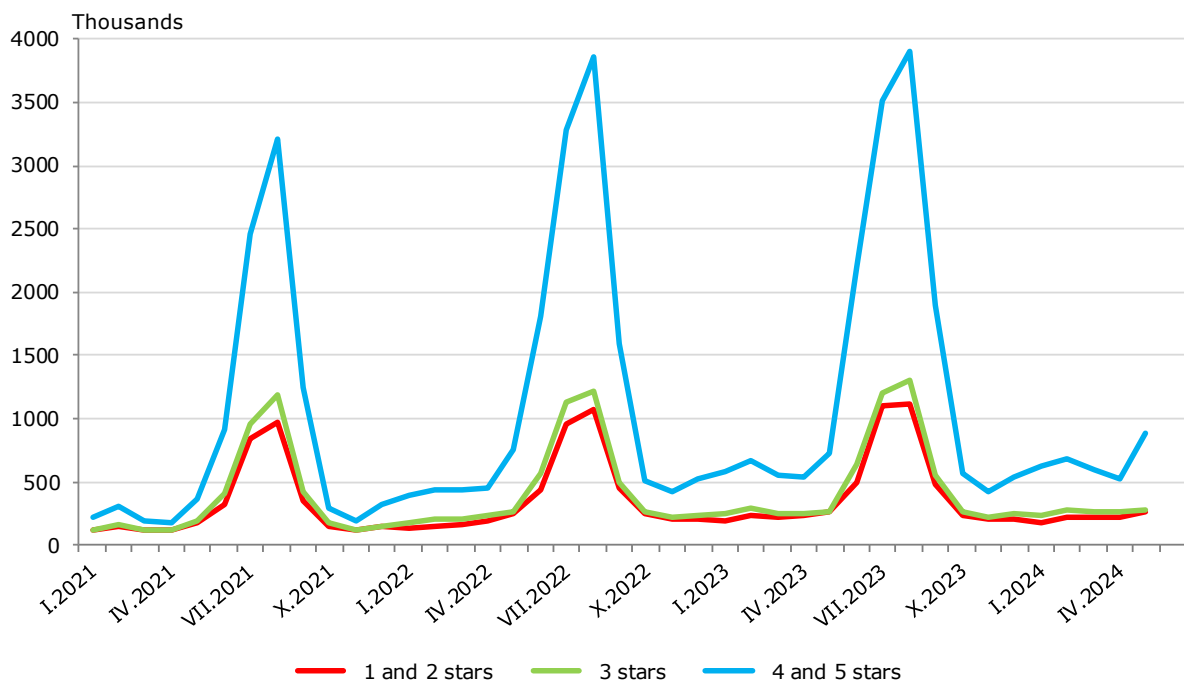
ACTIVITY OF ACCOMMODATION ESTABLISHMENTS IN MAY 2024

In May 2024, 2 613 accommodation establishments - hotels, motels, camping sites, mountain chalets and other establishments for short-term accommodation, with 10 or more bed-places, functioned in the country (Annex, Table 1) with 105.6 thousand rooms and 233.5 thousand bed-places in them. In comparison with the same month of the previous year, the accommodation establishments increased by 4.9% and the bed-places in them - by 4.4%.

The total number of nights spent was 1 426.9 thousand, or 14.4% more in comparison to a year earlier. The nights spent by Bulgarian residents were 740.6 thousand and by non-residents - 686.2 thousand.

In 4 and 5-star accommodation establishments were realized 82.0% of all nights spent by non-residents and 43.7% by Bulgarian residents. In 3 stars were spent 10.5% of all nights by non-residents and 27.5% by Bulgarian residents, while in 1 and 2 stars, they were 7.5% and 28.8%, respectively.

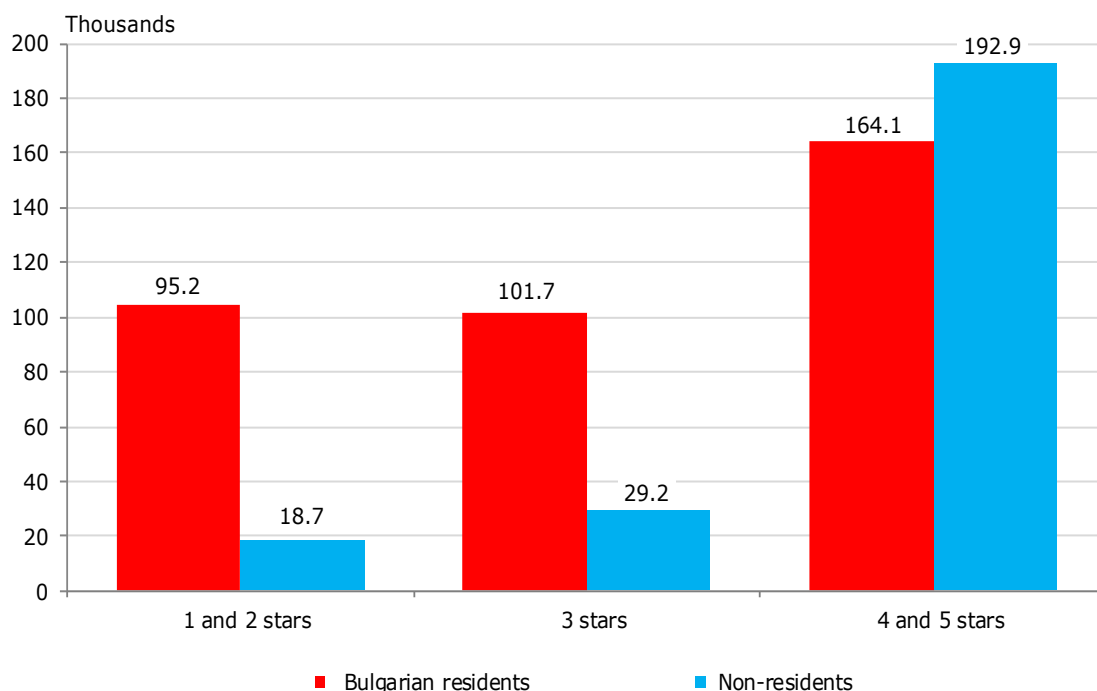
Figure 1. Nights spent in accommodation establishments by categories and months



ACTIVITY OF ACCOMMODATION ESTABLISHMENTS IN MAY 2024

The number of arrivals¹ increased by 15.9% compared to the same month in 2023 and reached 611.1 thousand, as an increase by 29.0% for non-residents, and by 8.7% for Bulgarian residents was reported. The Bulgarian residents were 370.4 thousand and spent 2.0 nights on average. The arrivals of non-residents were 240.7 thousand, and had 2.9 nights on average, as 80.1% of them spent nights in accommodation establishments with 4 and 5 stars.

Figure 2. Arrivals in accommodation establishments by categories in May 2024

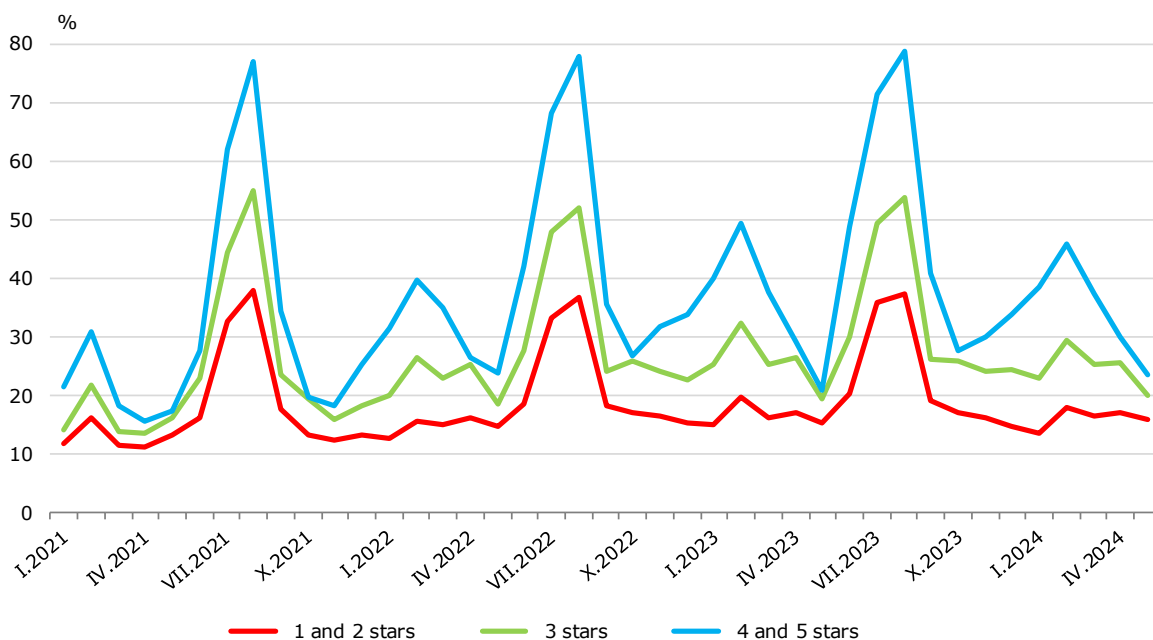


The total occupancy of the bed-places was 20.9% and increased by 1.7 percentage points compared to a year earlier. The highest occupancy of the bed-places was in 4 and 5-star accommodation establishments - 23.5%, followed by those with 3 stars - 20.1%, and with 1 and 2 stars - 15.9%.

¹ According to instructions from Eurostat, the refugees from Ukraine are not included in the survey.

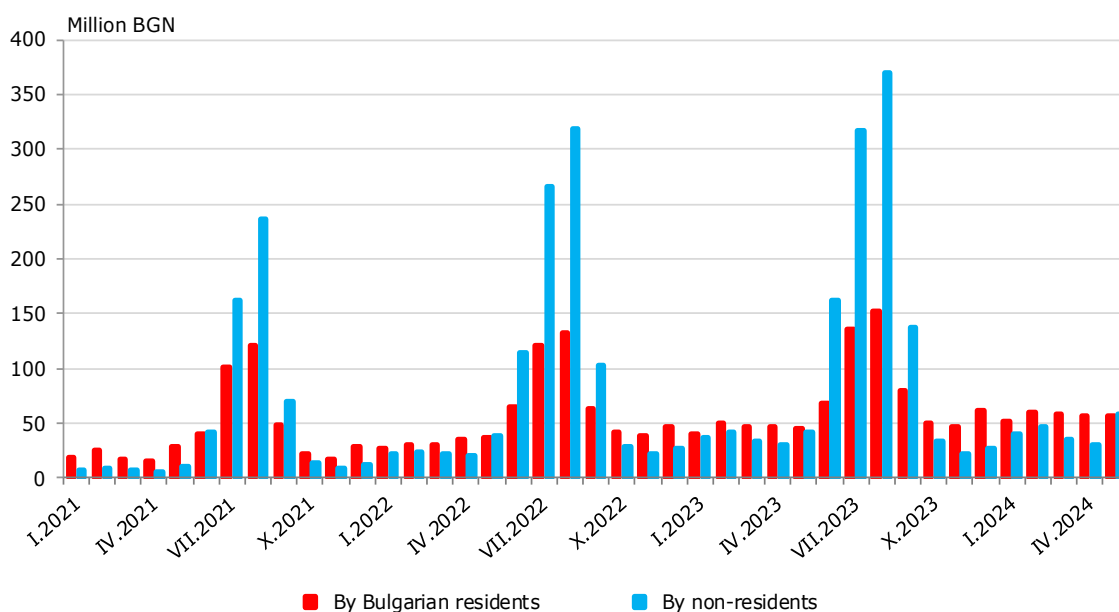
ACTIVITY OF ACCOMMODATION ESTABLISHMENTS IN MAY 2024

Figure 3. Occupation of the bed-places in accommodation establishments by categories and months



The total revenues from nights spent increased by 32.2%, compared to the same month of the previous year and reached 115.9 million BGN, as 58.8 million BGN were from non-residents and 57.1 million BGN from Bulgarian residents.

Figure 4. Revenues from nights spent in accommodation establishments by months



Methodological notes

Since 2012, the statistical survey on **accommodation establishments** has been carried out monthly in compliance with the Regulation 692/2011 of the European Parliament and of the Council concerning European statistics on tourism and the Regulation 1051/2011 of the Commission implementing Regulation 692/2011 of the European Parliament and of the Council concerning European statistics on tourism, as regards the structure of the quality reports and the transmission of the data.

All categorized hotels, camping sites and other types of accommodation establishments with 10 or more bed-places in use during the reporting period are included in the observation.

The indicator **other accommodation establishments** includes holiday settlements, hostels, guest houses, bungalows, rest houses, mountain chalets, private rooms and flats and other establishments for short accommodation.

Available Bed Capacity is the maximum number of bed-places, offered for each day of the reference month.

The **revenues from nights spent** in accommodation establishments include the sums paid by the guests, without the extra services.

ACTIVITY OF ACCOMMODATION ESTABLISHMENTS IN MAY 2024

Annex

Table 1

Activity of accommodation establishments in May 2024¹

Districts	Establishments - in numbers	Bed-places - in numbers	Available bed-nights - in numbers	Nights spent - in numbers		Arrivals in accommodation establishments - in numbers		Revenues from nights spent - Thousand BGN	
				Total	Of which: By non-residents	Total	Of which: Non-residents	Total	Of which: By non-residents
Total	2613	233497	6820421	1426868	686223	611141	240754	115928	58793
Blagoevgrad	182	15307	457290	94454	14212	43248	6256	9557	1539
Burgas	265	69965	1993216	326476	245290	92446	56459	21943	14652
Varna	225	42695	1210311	234052	173465	82714	51988	19717	14592
Veliko Tarnovo	165	5379	165569	35407	9627	21744	6606	2150	733
Vidin	30	1021	31968	7468	1113	5084	704	420	67
Vratsa	40	1336	40195	13377	1695	5452	431	650	111
Gabrovo	73	3409	103229	17148	993	9785	564	924	60
Dobrich	91	14824	422052	61358	40894	24050	14076	5526	3973
Kardzhali	80	2475	73278	13052	1461	7514	774	766	88
Kyustendil	83	2860	85421	15669	1450	9149	891	1213	127
Lovech	104	4322	127867	22982	1431	11907	799	1821	76
Montana	32	1501	44808	7890	552	3998	301	425	39
Pazardzhik	108	7445	222767	68017	4098	28597	1384	5658	466
Pernik	12	549	17019	2988	634	1904	276	170	43
Pleven	29	1438	43879	12662	2496	7503	1099	720	172
Plovdiv	247	12544	378894	111024	25847	55656	14143	8404	2221
Razgrad	18	625	18724	4280	653	2388	298	298	44
Ruse	59	2249	69550	15804	3558	10460	2508	1059	289
Silistra	27	814	25234	3667	537	2625	365	211	38
Sliven	52	1696	51190	8885	2031	5511	705	592	201
Smolyan	189	7756	238956	39265	1397	18533	773	2447	96
Sofia	87	6659	202019	27146	4523	14485	2241	2431	527
Sofia (stolitsa)	149	15188	465918	196036	133259	105917	69978	22658	17406
Stara Zagora	61	4993	141982	52590	6567	20693	2581	3727	500
Targovishte	15	648	19738	3516	663	2187	240	256	59
Haskovo	102	3505	98795	20793	6452	10963	3582	1529	578
Shumen	69	1577	48887	7301	742	4651	458	444	54
Yambol	19	717	21665	3561	583	1977	274	212	42

¹ In use.