

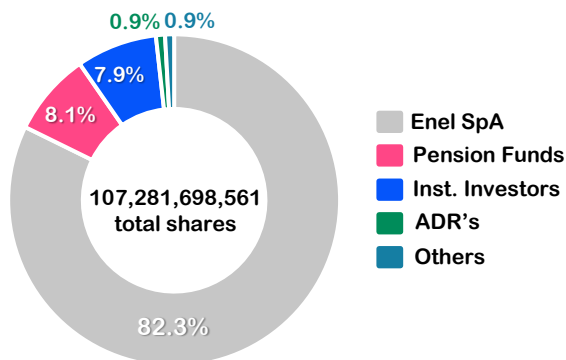
# Enel Américas Fact Sheet H1 2022



- Integrated utility company with operations in South and Central America;
- With presence in Generation, Networks and Services businesses
- Listed in Santiago Stock Exchange and Electronic Stock Exchange
- Net Zero target to reach carbon neutrality by 2040



## Enel Américas Shareholders<sup>1</sup>



## Stock Presence<sup>(1)-(2)</sup>

Stock Market	Ticker	Closing price	Market Cap
Bolsa de Santiago	ENELAM	87.1 (CLP/Sh)	10.2 USD bn



S&P Dow Jones Indices  
A Division of S&P Global



MOODY'S | ESG Solutions

(1): As of June 30, 2022; (2): As of the date of this report, the NYSE delisting operation was completed and Enel Américas no longer has ADRs.

## Market Presence – As of June 2022

Latin America's largest private power company



### Generation

	Argentina	Brazil	Colombia	Peru	C. America	Total
Installed Capacity (MW)	4,419	5,245	3,625	2,294	646	54,419
Energy Sales (GWh)	5,016	14,226	9,141	5,981	1,578	36,842
Net production (GWh)	5,015	7,235	6,888	4,583	967	25,588

### Networks

	Argentina	Brazil	Colombia	Peru	C. America <sup>(3)</sup>	Total
Clients (mn)	2.6	18.6	3.8	1.5	N.A.	26.5
Energy distributed (GWh)	8,514	39,958	7,418	4,146	N.A.	60,036
Energy losses	18%	13%	7%	9%	N.A.	13%

(3): Central America does not include Distribution business, only Generation business

## Consolidated Financial Data

(US\$ mn)	H1 2021	H1 2022
Revenues	6,750	7,747
EBITDA	1,784	2,365
(US\$ mn)	FY 2021	H1 2022
Total assets	34,959	37,873
Net debt	5,870	6,644
Net debt/EBITDA	1.4x	1.4x

## ESG Ratings

Agency	Rating
MSCI	AA (Scale from CCC to AAA)
FTSE Russell	4.1 pts (Scale from 0 to 5)
S&P Dow Jones	85 pts (Scale from 0 to 100)
Moody's ESG	56 pts (Scale from 0 to 100)
Refinitiv	84 pts (Scale from 0 to 100)
CDP <sup>(4)</sup>	B (Scale from D to A)

## Credit Rating – Investment Grade

International	Local
Standard & Poor's	BBB- / Stable
Fitch Ratings	BBB+ / Stable
Moody's	Baa2 / Stable
Fitch Ratings	AA+(cl) / Stable
Feller Rate	AA / Stable

(4) Carbon Disclosure Project



# Enel Américas

## Fact Sheet H1 2022

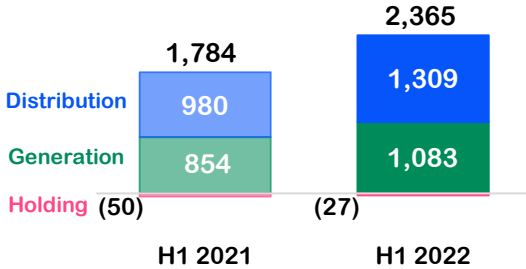


Figures as of June 2022



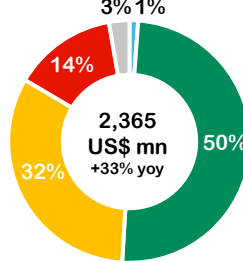
### EBITDA by business

USD mn



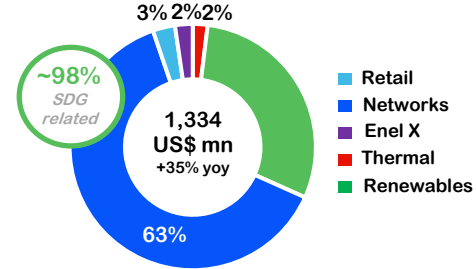
### EBITDA by country

USD mn



### CAPEX by business

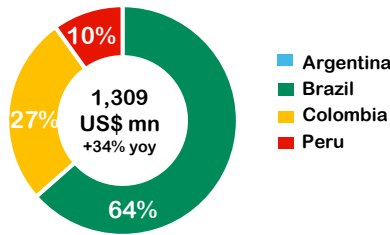
USD mn



### Networks business

#### EBITDA by country

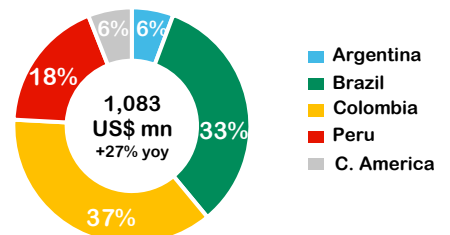
USD mn



### Generation business

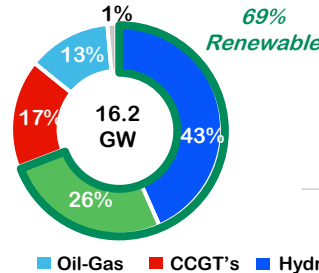
#### EBITDA by country

USD mn

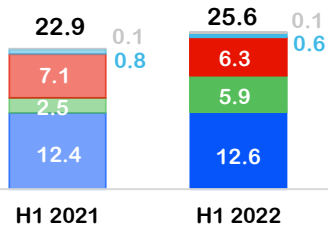


	H1 2021	H1 2022	H1 2021	H1 2022
End users (mn)	25.9	26.5	SAIDI (hours)	10.3
Energy distributed (TWh)	59.3	60.0	SAIFI (times)	5.0
Energy losses (%)	13.1	12.9		

#### Net installed capacity

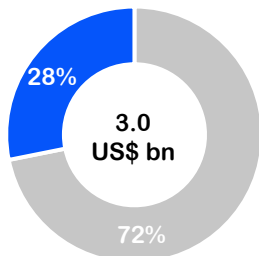


#### Net production (TWh)

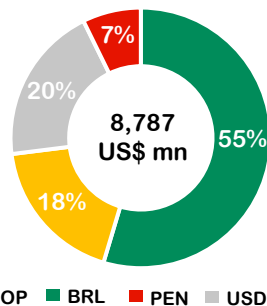


### Enel Américas consolidated Net Debt USD 6,644 mn

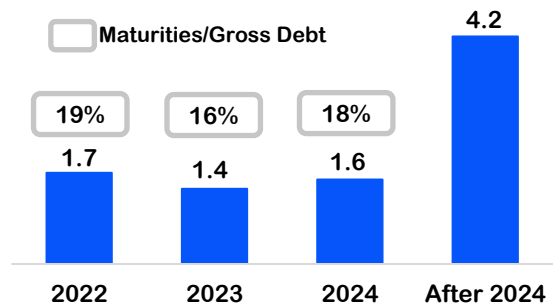
#### Liquidity position



#### Gross Debt by currency



#### Debt maturities (USD bn)



# Enel Américas

## Fact Sheet H1 2022



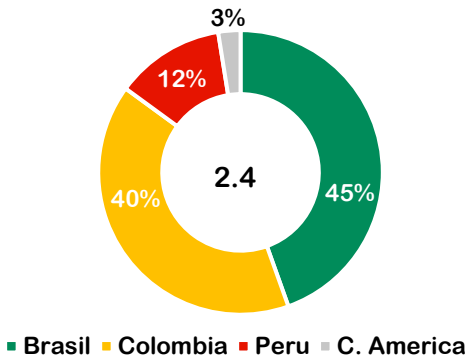
Figures as of June 2022



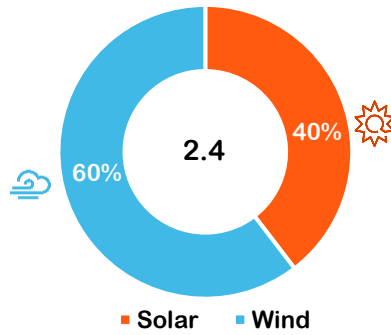
### Generation business

#### Projects in execution (GW)

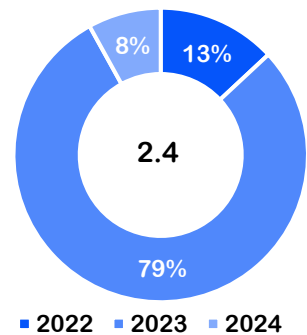
By country



By technology



By year



#### Gross Pipeline (GW)

~64 GW



### Networks business

#### Next tariff reviews

2022



Enel Dx Perú (November)

2023



Edesur (February) Enel Dx Río (March)  
Enel Dx Ceará (April)  
Enel Dx Sao Paulo (July)

2024



Enel Colombia

