



**DAR ES SALAAM TEXTILE MILLS  
LIMITED**

20 Floor, Sky Tower- East Wing  
Dolmen City, HC-3, Block 4,  
Abdul Sattar Edhi Avenue,  
Clifton, Karachi.  
Telephone No. +92 21- 111-000-300  
Email: [info@daressalaamtextilemills.com](mailto:info@daressalaamtextilemills.com)

Date: October 26, 2024

The General Manager  
Pakistan Stock Exchange Limited  
Stock Exchange Building  
Stock Exchange Road  
Karachi.

**SUBJECT: FINANCIAL RESULTS FOR THE QUARTER ENDED 2024-09-30**

Dear Sir,


We have to inform you that the Board of Directors of our company in its meeting held on October 26, 2024 at 20 Floor, Sky Tower-East Wing, Dolmen City, HC-3, Block 4, Abdul Sattar Edhi Avenue, Clifton, Karachi, recommended the following:

1)	<b><u>Cash Dividend:</u></b>	Nil
2)	<b><u>Bonus Shares:</u></b>	Nil
3)	<b><u>Right Shares:</u></b>	Nil
4)	<b><u>Any Other Entitlement:</u></b>	Nil

The financial results of the Company are attached herewith.

The quarterly report of the Company for the period ended September 30, 2024 will be transmitted through PUCARS separately, within the specified time.

Yours sincerely,


  
Shayan Muffi  
Company Secretary

Enclosure: As above


**DAR ES SALAAM TEXTILE MILLS LIMITED**  
**CONDENSED INTERIM PROFIT AND LOSS ACCOUNT (UNAUDITED)**  
**FOR THE NINE MONTHS PERIOD ENDED SEPTEMBER 30, 2024**

	Nine months period ended September 30,		Three months period ended September 30,	
	2024	2023	2024	2023
	(Un-audited)	(Un-audited)	(Un-audited)	(Un-audited)
	(Rupees in '000)		(Rupees in '000)	
Gross premium revenue	68,042	-	68,042	-
Premium ceded to reinsurers	(13,331)	-	(13,331)	-
Net premium revenue	54,711	-	54,711	-
Investment income	20,411	-	20,411	-
Net fair value gain on financial assets at fair value through profit or loss	-	-	-	-
Other income	9,679	5,564	53	972
	30,090	5,564	20,464	972
Net income	84,801	5,564	75,175	972
Insurance benefits	44,908	-	44,908	-
Reinsurance recoveries	(19,480)	-	(19,480)	-
Net insurance benefits	25,428	-	25,428	-
Net change in insurance liabilities (other than outstanding claims)	11,159	-	11,159	-
Acquisition expenses	21,081	-	21,081	-
Marketing and administration expenses	75,147	10,579	71,413	2,757
Other expenses	67,244	2,114	14,395	-
Total expenses	174,632	12,693	118,048	2,757
Results of operating activities	(115,258)	(7,130)	(68,301)	(1,785)
Financial charges	(223)	(1,834)	(223)	-
Loss before tax	(115,481)	(8,964)	(68,524)	(1,785)
Income tax expense	(1,431)	(69)	(176)	(69)
Loss for the period	(116,913)	(9,032)	(68,700)	(1,854)
Loss per share - basic and diluted	(0.01)	(0.23)	(0.01)	0.24

The annexed notes from 1 to 24 form an integral part of these condensed interim financial statements.

  
Chairman

  
Chief Executive  
Officer

  
Director


  
Director


  
Chief Financial  
Officer

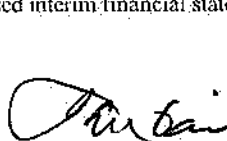
**DAR ES SALAAM TEXTILE MILLS LIMITED**  
**CONDENSED INTERIM STATEMENT OF COMPREHENSIVE INCOME (UNAUDITED)**  
**FOR THE NINE MONTHS PERIOD ENDED SEPTEMBER 30, 2024**

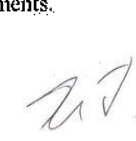
	Nine months period ended September 30,		Three months period ended September 30,	
	2024 (Un-audited)	2023 (Un-audited)	2024 (Un-audited)	2023 (Un-audited)
	(Rupees in '000)		(Rupees in '000)	
Loss for the period	(116,913)	(9,032)	(68,700)	(1,854)
Other comprehensive income	15,372	-	-	-
Total comprehensive loss for the period	<u>(101,541)</u>	<u>(9,032)</u>	<u>(68,700)</u>	<u>(1,854)</u>


The annexed notes from 1 to 24 form an integral part of these condensed interim financial statements.

  
 \_\_\_\_\_  
 Chairman

  
 \_\_\_\_\_  
 Chief Executive  
 Officer

  
 \_\_\_\_\_  
 Director

  
 \_\_\_\_\_  
 Director

  
 \_\_\_\_\_  
 Chief Financial  
 Officer