



## KENYATAAN MEDIA

KEMENTERIAN EKONOMI  
JABATAN PERANGKAAN MALAYSIA

Blok C6 & C7, Kompleks C,  
Pusat Pentadbiran Kerajaan Persekutuan, Presint 1,  
62514, Wilayah Persekutuan Putrajaya  
No. Telefon : 03 - 8090 4681

### INDEKS HARGA PENGELUAR (IHPR) PENGELUARAN TEMPATAN, MALAYSIA OKTOBER 2024

#### Indeks Harga Pengeluar Malaysia terus menurun sebanyak 2.4 peratus pada Oktober 2024

**PUTRAJAYA, 27 November 2024** – Indeks Harga Pengeluar Malaysia, yang mengukur perubahan harga barangan di peringkat pengeluar, terus turun 2.4 peratus pada Oktober 2024 berbanding penurunan 2.1 peratus pada bulan sebelumnya. Ini dilaporkan dalam laporan bulanan terbaharu **INDEKS HARGA PENGELUAR (IHPR) PENGELUARAN TEMPATAN, OKTOBER 2024** oleh Jabatan Perangkaan Malaysia.

Ketua Perangkawan Malaysia, Dato' Sri Dr. Mohd Uzir Mahidin mengulas, "Sama seperti bulan sebelumnya, penurunan ini terutamanya disebabkan oleh sektor Perlombongan yang turun 17.3 peratus (September 2024: -16.1%). Indeks Pengekstrakan petroleum mentah turun sebanyak 21.7 peratus, manakala indeks Pengekstrakan gas turun perlahan 1.7 peratus. Selain itu, sektor Pembuatan juga turun 2.6 peratus (September 2024: -1.5%), terjejas oleh indeks Pembuatan kok & produk petroleum bertapis (-21.6%). Sementara itu, sektor Pertanian, perhutanan & perikanan meningkat dua digit 13.8 peratus (September 2024: 5.8%), dengan indeks Penanaman tanaman kekal mencatatkan peningkatan 24.3 peratus. Bagi sektor utiliti, indeks Bekalan air meningkat 6.9 peratus, manakala indeks Bekalan elektrik & gas meningkat sebanyak 0.8 peratus."

Beliau menjelaskan lagi, "Pada asas bulanan, IHPR Pengeluaran Tempatan menurun 0.7 peratus pada Oktober 2024 (September 2024: -1.5%). Sektor Pertanian, perhutanan & perikanan meningkat 6.0 peratus (September 2024: 1.6%), disumbangkan oleh indeks Penanaman tanaman kekal (9.0%). Sementara itu, sektor lain mencatatkan penurunan pada

bulan ini. Sektor Perlombongan turun 2.7 peratus (September 2024: -3.4%), dipengaruhi oleh kedua-dua indeks Pengekstrakan petroleum mentah (-3.4%) dan Pengekstrakan gas asli (-0.3%). Pada masa yang sama, sektor Pembuatan merosot 1.2 peratus (September 2024: -1.7%) disebabkan oleh Pembuatan kok & produk petroleum bertapis (-4.1%). Kedua-dua sektor Bekalan air dan Bekalan elektrik & gas juga turun 0.1 peratus.”

Mengulas mengenai IHPR Pengeluaran Tempatan mengikut peringkat pemprosesan, Ketua Perangkawan Malaysia menyebut, “Indeks Barang siap naik 1.1 peratus (September 2024: 1.5%) disebabkan oleh indeks Kelengkapan modal (3.1%). Sementara itu, indeks Bahan mentah untuk diproseskan selanjutnya terus turun sebanyak 8.7 peratus (September 2024: -9.5%), dipengaruhi oleh indeks Bahan bukan makanan (-10.5%). Indeks bahan perantaraan, bekalan & komponen juga turun 1.9 peratus (September 2024: -1.1%) disebabkan oleh Bahan api yang diproses & pelincir (-10.8%).”

Pada asas bulanan, indeks Bahan mentah untuk diproseskan selanjutnya mencatatkan peningkatan sebanyak 0.8 peratus pada Oktober 2024. Walau bagaimanapun, indeks Bahan perantaraan, bekalan & komponen dan Barang siap kedua-duanya turun 0.9 peratus.

Melihat kepada negara terpilih, indeks harga pengeluar Amerika Syarikat meningkat 2.4 peratus pada bulan ini berbanding 1.9 peratus pada September 2024, disebabkan terutamanya oleh indeks permintaan akhir. Indeks harga pengeluar Jepun terus meningkat 3.4 peratus, berbanding 3.1 peratus pada bulan sebelumnya, disumbangkan oleh kos pertanian, perhutanan dan produk perikanan. Sementara itu, harga kilang bagi barangan buatan United Kingdom turun 0.8 peratus, berbanding penurunan 0.6 peratus pada bulan sebelumnya, disebabkan oleh kok & produk petroleum bertapis. Harga pengeluar China juga terus merosot 2.9 peratus pada Oktober 2024 berbanding penurunan 2.8 peratus pada September 2024. Ini merupakan penguncupan paling ketara sejak November 2023, mencerminkan permintaan domestik yang kekal lemah walaupun dengan usaha berterusan oleh Beijing bagi memecahkan trend ini.

Bercakap mengenai harga komoditi Malaysia yang terpilih, beliau turut menyatakan bahawa, “Menurut Bank Dunia, harga komoditi dijangka mengalami penurunan 5.0 peratus pada 2025, diikuti dengan penurunan 2.0 peratus pada 2026. Unjuran ini terutamanya dipengaruhi oleh jangkakan kejatuhan harga minyak, walaupun ia disederhanakan oleh kenaikan harga gas asli. Sementara itu, purata harga minyak sawit mentah di Malaysia, yang berlegar sekitar RM4,400 per tan pada Oktober 2024, meningkat daripada purata

**Embargo** : Hanya boleh diterbitkan atau disebarikan mulai jam 1200, Rabu, 27 November 2024

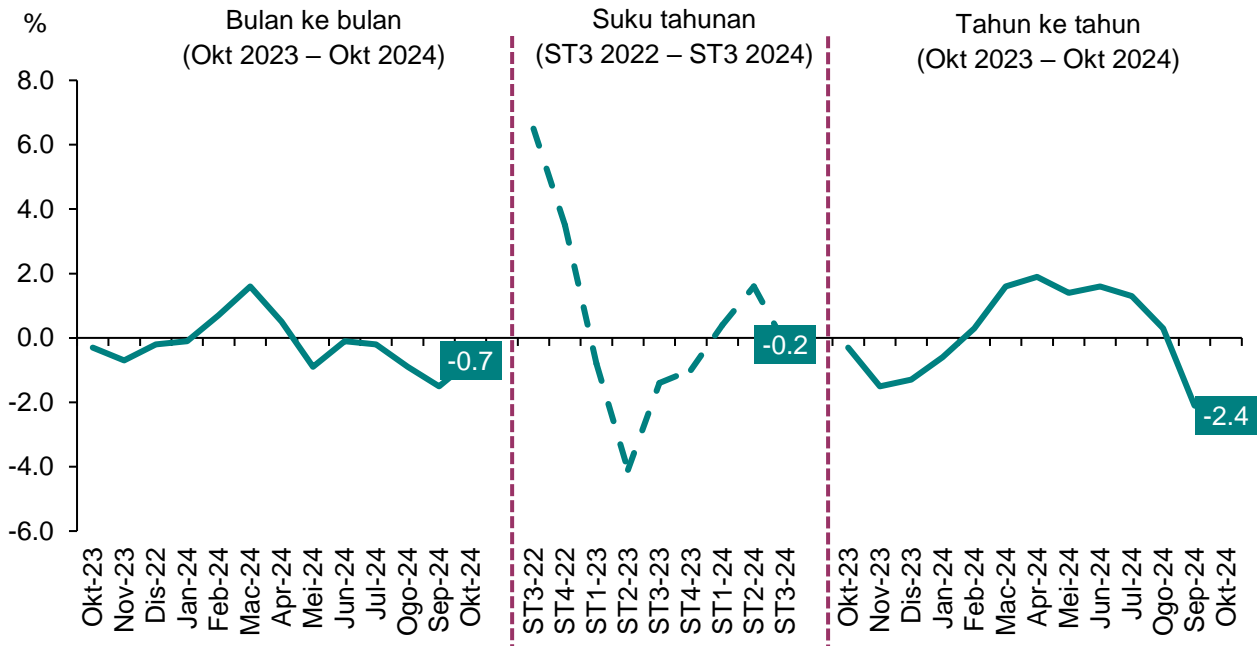
harga RM4,000 per tan pada bulan sebelumnya. Lembaga Minyak Sawit Malaysia (MPOB) menyifatkan kenaikan ini disebabkan oleh ketidaktentuan pasaran dan penurunan dalam inventori minyak sawit Malaysia. Ini termasuk tahap inventori minyak sawit di India yang merupakan pengimport terbesar dunia dan trend global dalam pengeluaran dan penggunaan minyak sayuran pada tahun 2025.”

Jabatan Perangkaan Malaysia (DOSM) telah melancarkan OpenDOSM NextGen sebagai medium yang menyediakan katalog data dan visualisasi bagi memudahkan pengguna menganalisis pelbagai data dan boleh diakses melalui portal <https://open.dosm.gov.my>.

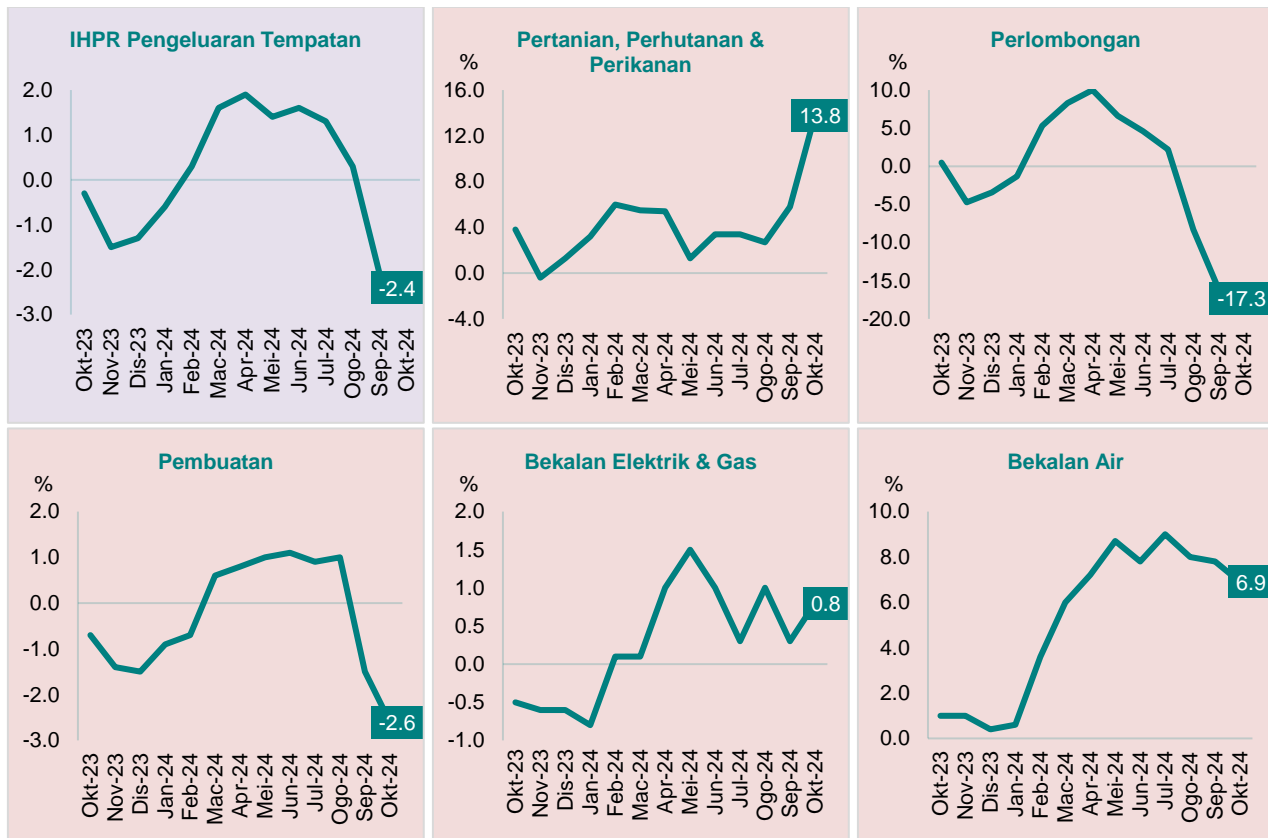
Kerajaan Malaysia telah mengisytiharkan Hari Statistik Negara (MyStats Day) pada 20 Oktober setiap tahun. Tema sambutan MyStats Day adalah “Statistik Nadi Kehidupan”. DOSM menyambut ulang tahun ke-75 Jubli Intan pada tahun 2024.

**Embargo** : Hanya boleh diterbitkan atau disebarikan mulai jam 1200, Rabu, 27 November 2024

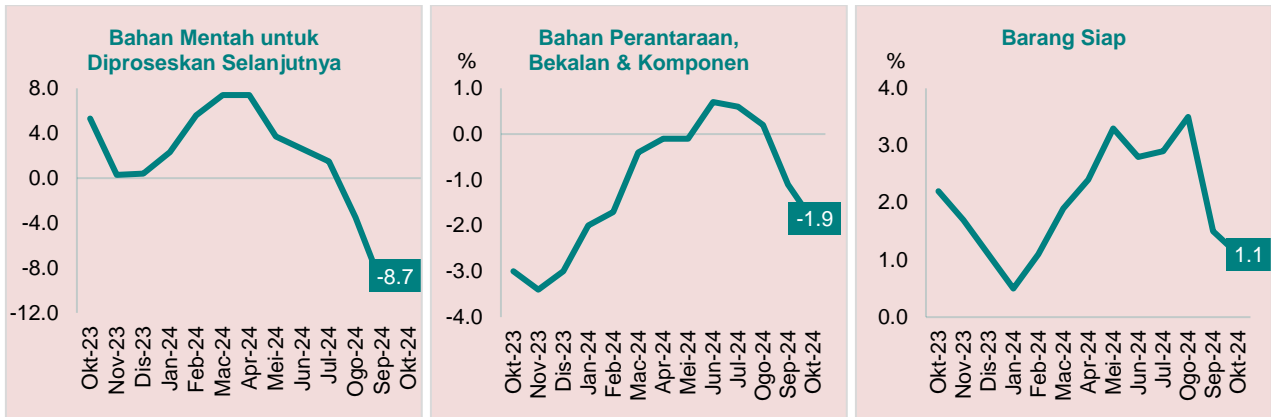
**Carta 1: Peratus Perubahan Indeks Harga Pengeluar (IHPR) Pengeluaran Tempatan, Malaysia**



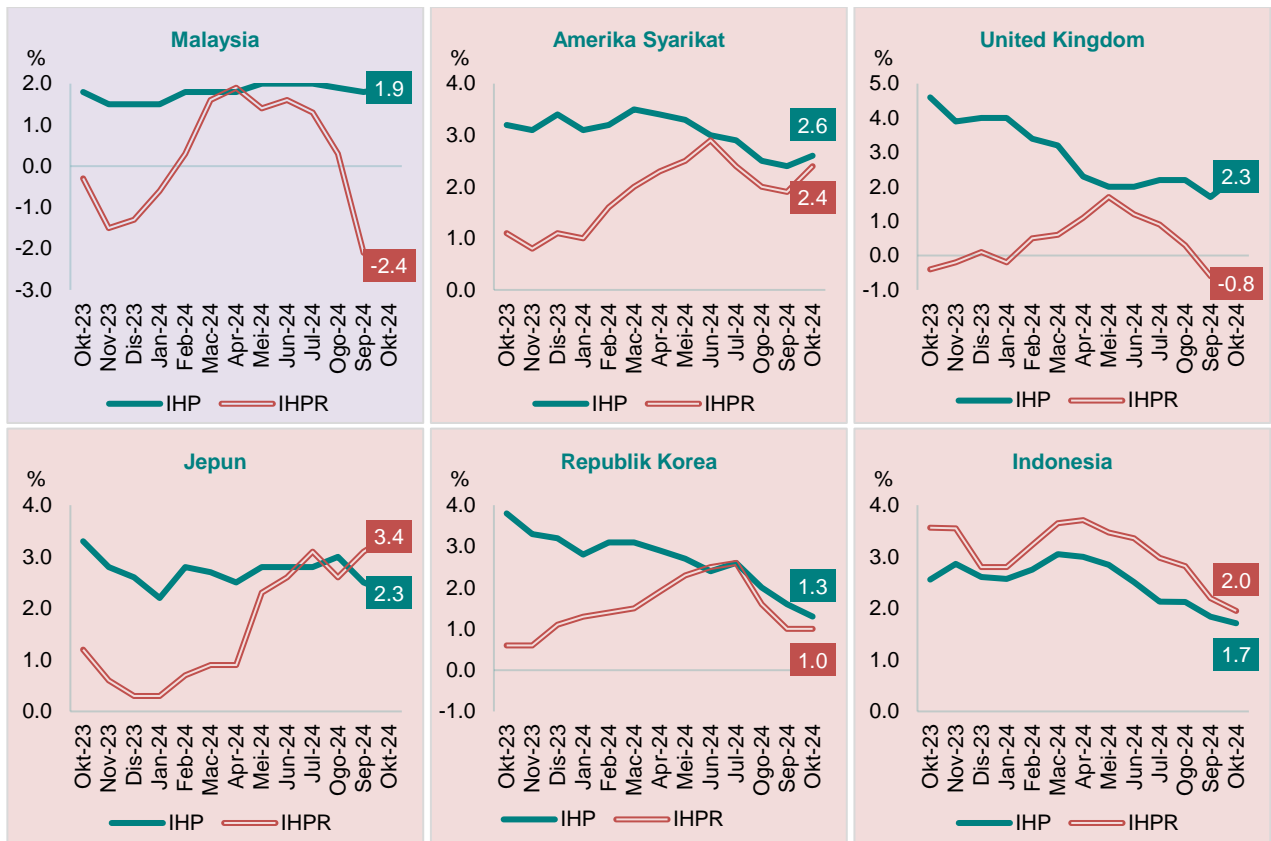
**Carta 2: Peratus Perubahan Indeks Harga Pengeluar (IHPR) Pengeluaran Tempatan mengikut Sektor (Tahun ke Tahun), Malaysia**



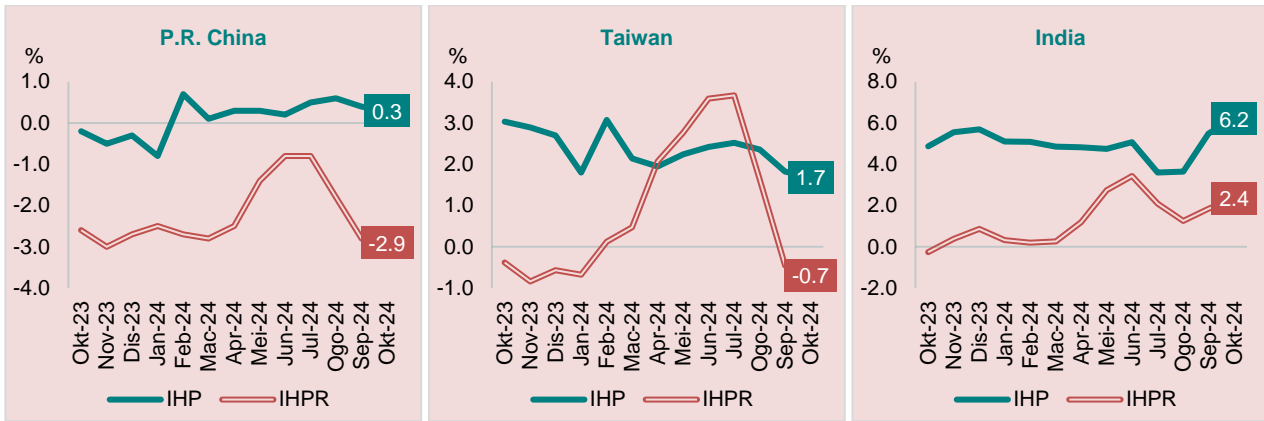
**Carta 3: Peratus Perubahan Indeks Harga Pengeluar (IHPR) Pengeluaran Tempatan mengikut Peringkat Pemrosesan (Tahun ke Tahun), Malaysia**



**Carta 4: Peratus Perubahan Indeks Harga Pengguna (IHP) dan Indeks Harga Pengeluar (IHPR) bagi Negara-Negara Terpilih (Tahun ke Tahun)**



**Embargo** : Hanya boleh diterbitkan atau disebarikan mulai jam 1200, Rabu, 27 November 2024



Sumber: Laman web rasmi *National Statistical Offices (NSOs)* terpilih

Dikeluarkan oleh:

**PEJABAT KETUA PERANGKAWAN  
JABATAN PERANGKAAN MALAYSIA  
27 NOVEMBER 2024**



## **MEDIA STATEMENT**

MINISTRY OF ECONOMY  
DEPARTMENT OF STATISTICS MALAYSIA

Block C6 & C7, Complex C,  
Federal Government Administrative Centre, Precinct 1,  
62514, Federal Territory Putrajaya  
Telephone no. : 03 - 8090 4681

### **PRODUCER PRICE INDEX (PPI) LOCAL PRODUCTION, MALAYSIA OCTOBER 2024**

---

#### ***Malaysia's Producer Price Index continued to decrease by 2.4 per cent in October 2024***

**PUTRAJAYA, 27<sup>th</sup> November 2024** – Malaysia's Producer Price Index, which measures the price changes of goods at the producer level, continued to decrease by 2.4 per cent in October 2024 from a 2.1 per cent decrease in the previous month. This was reported today in the latest monthly report of **PRODUCER PRICE INDEX (PPI) LOCAL PRODUCTION, OCTOBER 2024** by the Department of Statistics Malaysia.

Chief Statistician Malaysia, Dato' Sri Dr. Mohd Uzir Mahidin commented, "Similar to the previous month, the decrease was mainly attributed to the Mining sector, which went down by 17.3 per cent (September 2024: -16.1%). The index Extraction of crude petroleum declined by 21.7 per cent, while the index of Extraction of natural gas inched down by 1.7 per cent. Apart from that, the Manufacturing sector also decreased by 2.6 per cent (September 2024: -1.5%), affected by the index of Manufacture of coke & refined petroleum products (-21.6%). Meanwhile, the Agriculture, forestry & fishing sector went up by double-digit of 13.8 per cent (September 2024: 5.8%), with the Growing of perennial crops index recording an increase of 24.3 per cent. For the utility sector, the Water supply index increased by 6.9 per cent, while the Electricity & gas supply index edged up by 0.8 per cent."

He further explained, "On a monthly basis, PPI Local Production decreased by 0.7 per cent in October 2024 (September 2024: -1.5%). The Agriculture, forestry & fishing sector went up by 6.0 per cent (September 2024: 1.6%), contributed by the Growing of perennial crops index (9.0%). Meanwhile, other sectors recorded a decrease in this month.

*The Mining sector went down by 2.7 per cent (September 2024: -3.4%), dragged down by both index of Extraction of crude petroleum (-3.4%) and Extraction of natural gas (-0.3%). In the meantime, the Manufacturing sector declined by 1.2 per cent (September 2024: -1.7%) due to the Manufacture of coke & refined petroleum products (-4.1%). Similarly, both Water supply and Electricity & gas supply sectors decreased by 0.1 per cent.”*

*Commenting on the PPI Local Production by stage of processing, Chief Statistician Malaysia mentioned, “The Finished goods index went up 1.1 per cent (September 2024: 1.5%) attributed to the Capital equipment (3.1%) index. Meanwhile, the Crude materials for further processing index further decreased by 8.7 per cent (September 2024: -9.5%), affected by the Non-food materials index (-10.5%). The Intermediate materials, supplies & components index also went down by 1.9 per cent (September 2024: -1.1%) due to the Processed fuel & lubricants (-10.8%).”*

*On a monthly basis, the Crude materials for further processing index recorded an increase of 0.8 per cent in October 2024. However, both Intermediate materials, supplies & components and Finished goods indices declined by 0.9 per cent.*

*Looking at selected countries, the United States producer price index went up by 2.4 per cent this month as compared to 1.9 per cent in September 2024, particularly due to the final demand index. Japan’s producer price index rose by 3.4 per cent from 3.1 per cent in the previous month, contributed by the cost of agriculture, forestry and fishery products. Meanwhile, factory prices for United Kingdom-made goods fell by 0.8 per cent, from a 0.6 per cent decrease in the previous month, due to the costs for coke and refined petroleum products. China’s producer prices also continued to decline by 2.9 per cent in October 2024, steeper than a 2.8 per cent decline in September 2024. This was the sharpest contraction since November 2023, reflecting persistently weak domestic demand despite ongoing efforts by Beijing to break the trend.*

*Speaking about Malaysia’s current selected commodity prices, he further mentioned that, “According to the World Bank, commodity prices are anticipated to experience a 5.0 per cent decrease in 2025, followed by a 2.0 per cent decline in 2026. These projections are primarily influenced by the expected fall in oil prices, although they are moderated by increases in natural gas prices. Meanwhile, the crude palm oil prices in Malaysia, which hovered around RM4,400 per tonne in October 2024, saw an increase from an average price of RM4,000 per tonne in the preceding month. The Malaysian Palm Oil Board (MPOB) attributes this rise*



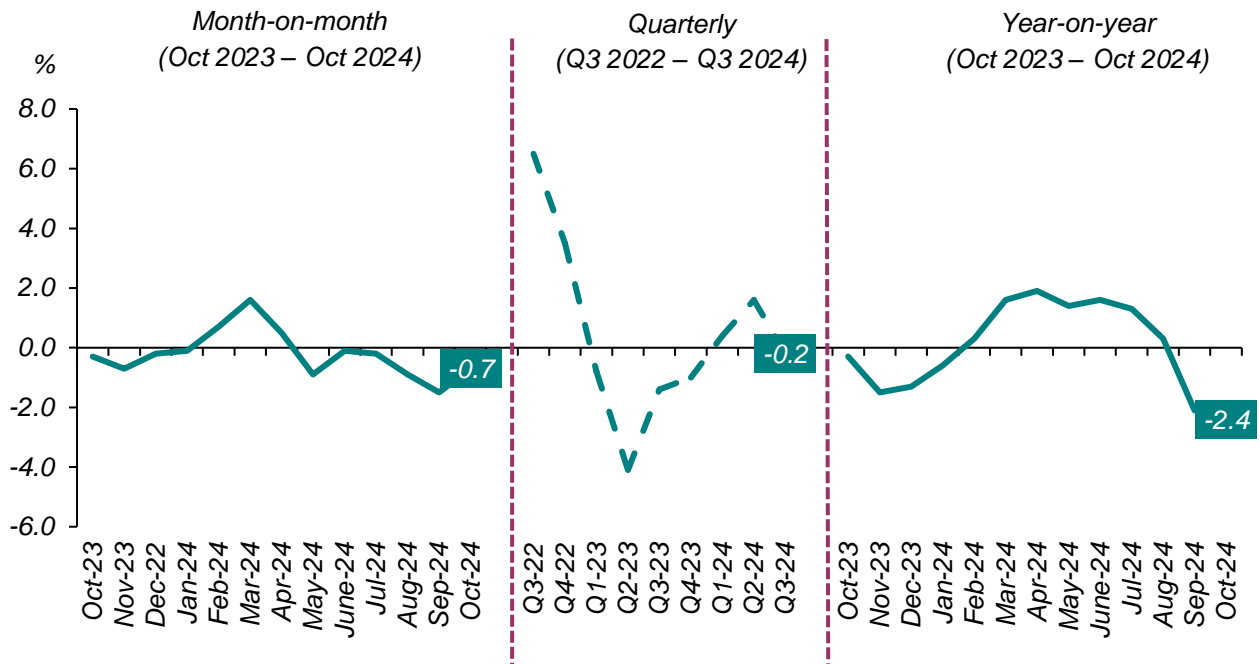
**Embargo:** Only to be published or disseminated at 1200 hour, Wednesday, 27<sup>th</sup> November 2024

to market uncertainties and a decline in Malaysia's palm oil inventories. These include the inventory levels of palm oil in India as the world's largest importer and the global trends in the production and consumption of vegetable oils in 2025.”

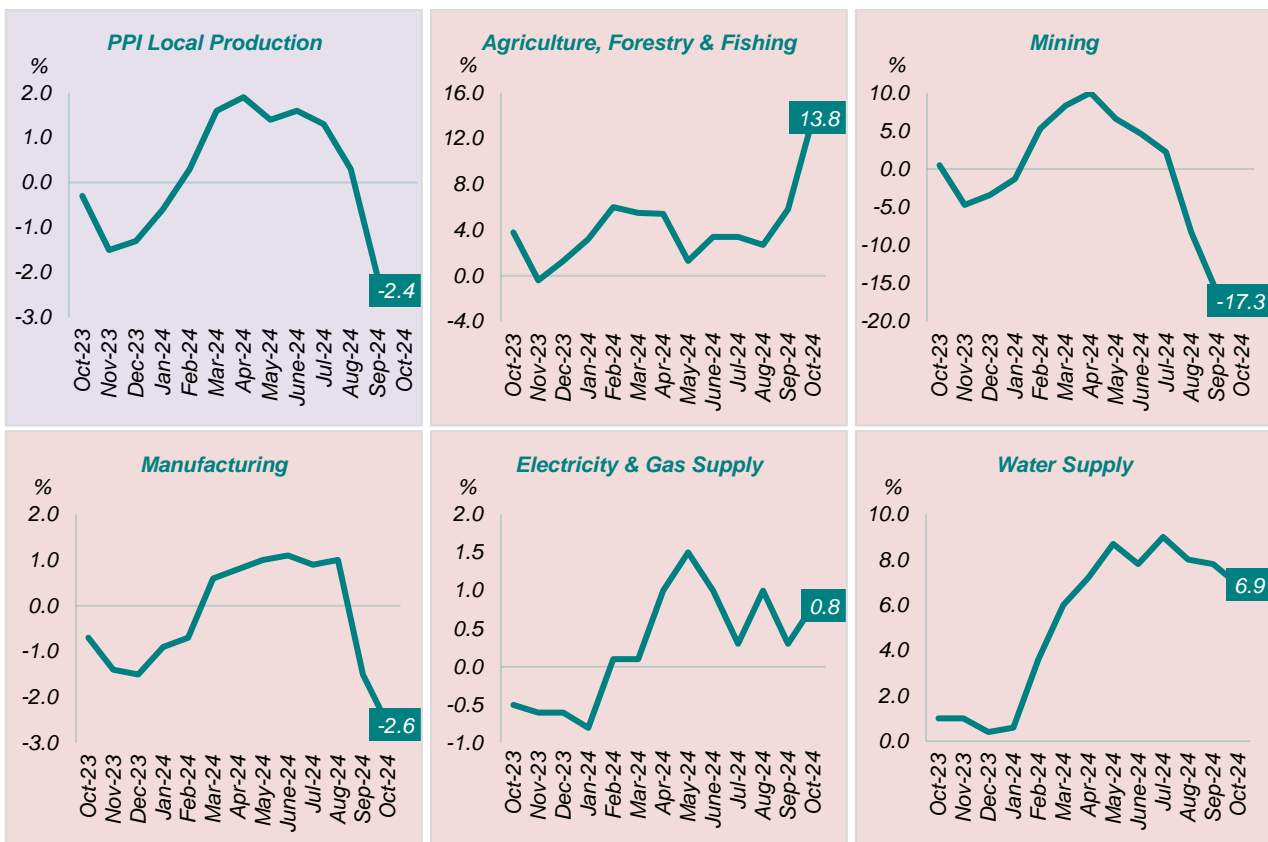
The Department of Statistics Malaysia (DOSM) has launched OpenDOSM NextGen as a medium that provides data catalogue and visualisations to facilitate users' analysis and can be accessed through <https://open.dosm.gov.my>.

The Government of Malaysia has declared National Statistics Day (MyStats Day) on October 20<sup>th</sup> each year. MyStats Day theme is “Statistics is the Essence of Life”. DOSM commemorates its 75<sup>th</sup> Diamond Jubilee in 2024.

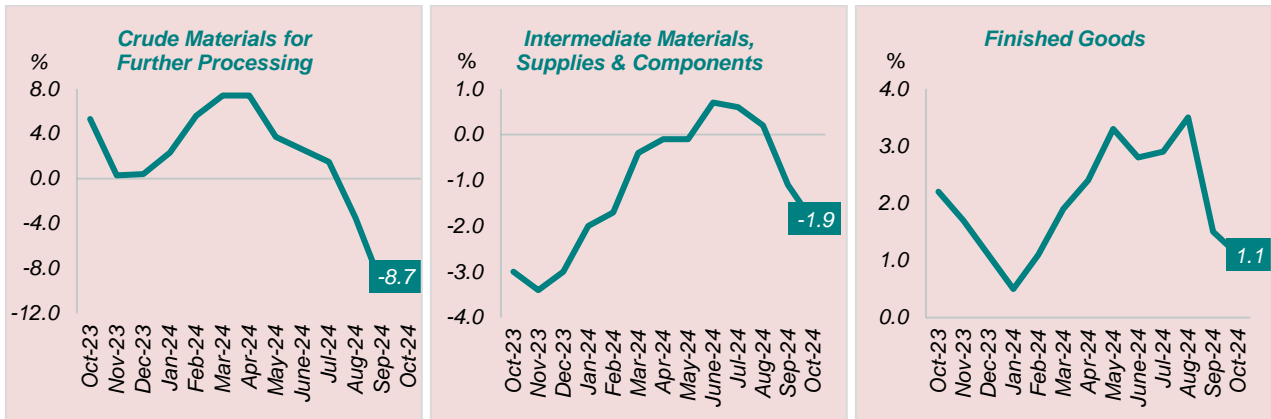
**Chart 1: Percentage Change of Producer Price Index (PPI) Local Production, Malaysia**



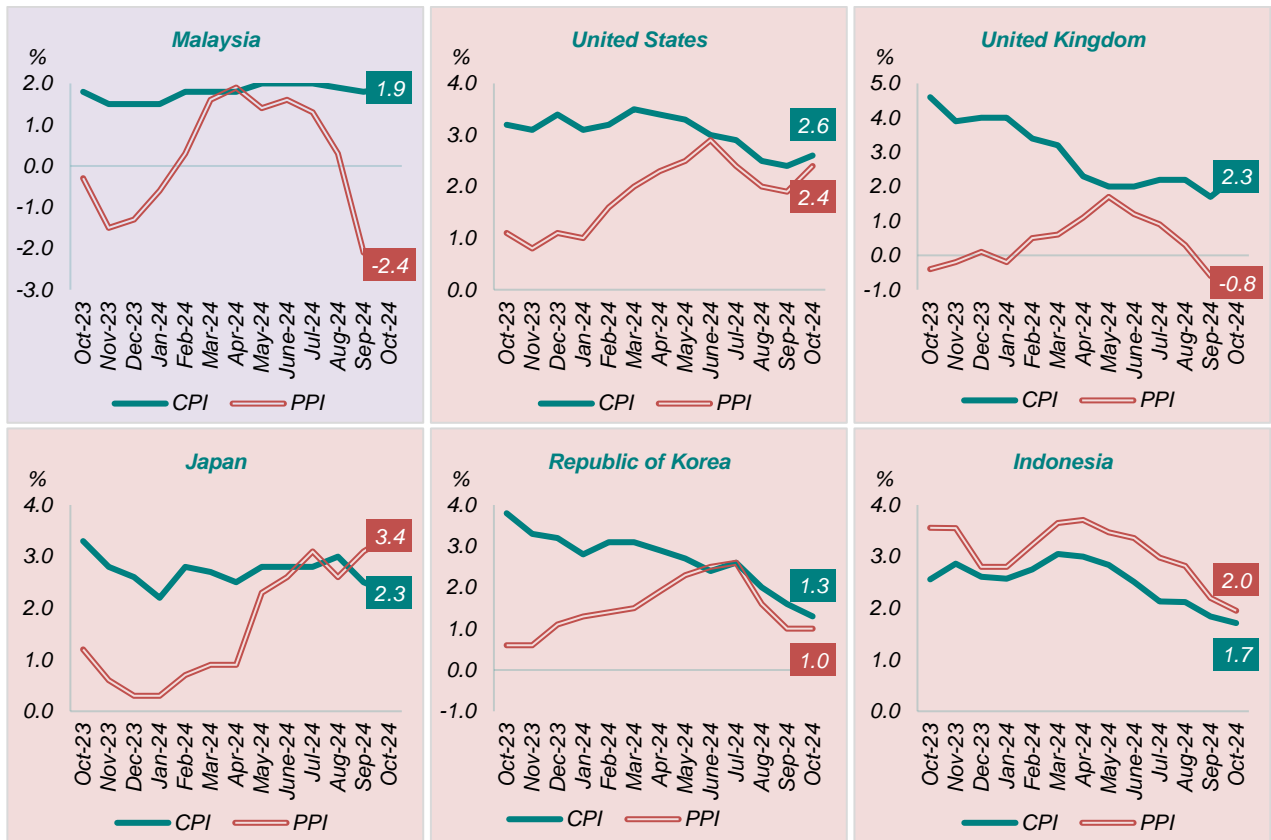
**Chart 2: Percentage Change of Producer Price Index (PPI) Local Production by Sector (Year-on-Year), Malaysia**



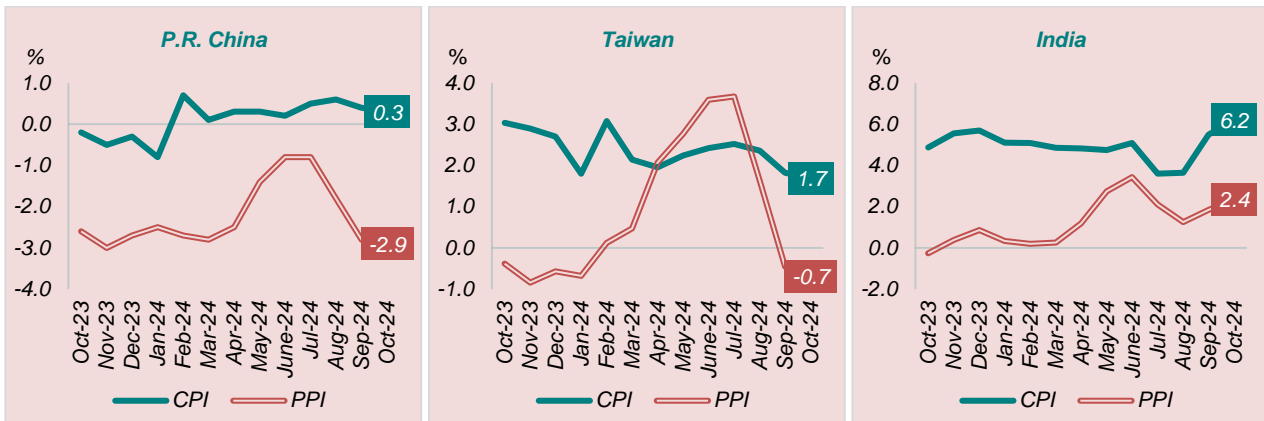
**Chart 3: Percentage Change of Producer Price Index (PPI) Local Production by Stage of Processing (Year-on-Year), Malaysia**



**Chart 4: Percentage Change of Consumer Price Index (CPI) and Producer Price Index (PPI) of Selected Countries (Year-on-Year)**



**Embargo:** Only to be published or disseminated at 1200 hour, Wednesday, 27<sup>th</sup> November 2024



Source: Official websites of selected National Statistical Offices (NSOs)

Released by:

**THE OFFICE OF CHIEF STATISTICIAN MALAYSIA  
DEPARTMENT OF STATISTICS MALAYSIA  
27<sup>th</sup> NOVEMBER 2024**