



KENYATAAN MEDIA

KEMENTERIAN EKONOMI
JABATAN PERANGKAAAN MALAYSIA

Blok C6 & C7, Kompleks C,
Pusat Pentadbiran Kerajaan Persekutuan, Presint 1,
62514, Wilayah Persekutuan Putrajaya
No. Telefon : 03 - 8090 4681

STATISTIK PERTUBUHAN MILIKAN ASING (INWARD FATS) DAN STATISTIK AFFILIATE MALAYSIA DI LUAR NEGERI (OUTWARD FATS) 2022

**Pertubuhan Milik Asing Menyumbang 17.7 peratus kepada
Ekonomi Malaysia, Menjana Nilai Ditambah sebanyak RM316.8 bilion pada 2022.**

PUTRAJAYA, 27 November 2024 – Sejumlah 3,056 *affiliate* asing yang beroperasi di Malaysia menyumbang nilai ditambah sebanyak RM316.8 bilion pada 2022, meliputi 17.7 peratus daripada ekonomi Malaysia. Sementara itu, pertubuhan Malaysia menjana perolehan sebanyak RM341.0 bilion daripada 2,360 *affiliate* di luar negeri. Jabatan Perangkaan Malaysia (DOSM) pada hari ini melaporkan dalam **Statistik Pertubuhan Milikan Asing (Inward FATS) dan Statistik *Affiliate* Malaysia di Luar Negeri (Outward FATS) 2022**.

Menjelaskan mengenai konsep, Ketua Perangkawan Malaysia, Dato' Sri Dr. Mohd Uzir Mahidin berkata, "*Affiliate* asing merujuk kepada pertubuhan dengan pemilikan ekuiti lebih daripada 50 peratus oleh pelabur tunggal. *Inward FATS* memberikan maklumat tentang prestasi *affiliate* asing di Malaysia, memfokuskan sumbangan mereka kepada ekonomi negara dari segi nilai ditambah, perdagangan dan pekerjaan mengikut aktiviti ekonomi. Sementara itu, *Outward FATS* pula membantu untuk memahami pertubuhan Malaysia dalam ekonomi di luar negeri, dengan menekankan jangkauan global melalui

perolehan, bilangan *affiliate* dan pekerjaan mengikut aktiviti ekonomi. Pada dasarnya, statistik ini berbeza berbanding Pelaburan Langsung Asing (FDI) dan Pelaburan Langsung Malaysia ke Luar Negeri (DIA). Pelaburan langsung merangkumi aliran, kedudukan dan pendapatan pelaburan, manakala FATS memberi tumpuan kepada data berkaitan operasi pertubuhan.”

Menunjukkan petanda positif terhadap ekonomi Malaysia yang semakin berkembang, bilangan *affiliate* asing di Malaysia meningkat sebanyak 2.3 peratus kepada 3,056 *affiliate*. Pada 2022, *affiliate* asing ini menjana RM316.8 bilion bagi nilai ditambah, menunjukkan peningkatan sebanyak 15.5 peratus berbanding RM274.3 bilion pada tahun sebelumnya. Pada masa yang sama, bilangan pekerja yang terlibat dengan *affiliate* asing turut meningkat sebanyak 4.4 peratus untuk merekodkan 923,415 orang. Peningkatan dalam pekerjaan ini menandakan pertumbuhan peluang pekerjaan dari pelaburan asing. Hasilnya, pampasan pekerja daripada *affiliate* asing turut mempamerkan peningkatan yang sihat, daripada RM51.9 bilion kepada RM56.4 bilion pada tahun 2022.

Mengulas lanjut mengenai prestasi *Inward* FATS mengikut aktiviti ekonomi, Dato’ Sri Dr. Mohd Uzir Mahidin menyatakan bahawa sektor Pembuatan kekal sebagai penyumbang utama dengan nilai ditambah berjumlah RM157.8 bilion, meliputi peratus sumbangan tertinggi iaitu 49.8 peratus pada tahun 2022 (2021: peratus sumbangan 48.6%). Sektor ini menggaji 690,933 orang dengan bayaran pampasan sebanyak RM37.8 bilion, dengan sebahagian besar disumbangkan oleh subsektor Produk elektrik, elektronik dan optikal. Perlombongan & pengkuarian merekodkan RM81.8 bilion atau 25.8 peratus sumbangan, melepasi sektor Perkhidmatan (RM73.4 bilion). Walau bagaimanapun, sektor Perkhidmatan merupakan kedua tertinggi bagi bilangan pekerja iaitu 188,501 pekerja dengan jumlah pampasan pekerja RM14.5 bilion.”

Sementara itu, prestasi perdagangan *affiliate* asing menunjukkan pertumbuhan yang memberansangkan pada tahun 2022. Eksport oleh *affiliate* asing di Malaysia berkembang 33.8 peratus, manakala import meningkat 27.3 peratus. Kedua-dua eksport dan import

Inward FATS masing-masing menyumbang kepada 36.0 peratus dan 32.3 peratus daripada perdagangan barang & perkhidmatan Malaysia. Pelabur dari rantau Asia mencatatkan bilangan tertinggi bagi *affiliate* asing di Malaysia, merangkumi 63.7 peratus daripada jumlah *affiliate*.

Ketua Perangkawan Malaysia turut menekankan berkaitan pertumbuhan yang menggalakkan bagi *affiliate* pemilikan Malaysia di luar negeri, yang menunjukkan trend meningkat. Bilangan *affiliate* Malaysia di luar negeri meningkat sebanyak 1.4 peratus daripada 2,328 kepada 2,360 pada tahun 2022, menunjukkan pengembangan yang stabil. *Affiliate* Malaysia di luar negeri mencatatkan peningkatan 2.1 peratus tahun-ke-tahun dalam perolehan, yang mencecah kepada RM341.0 bilion. Bilangan pekerja turut meningkat daripada 412,295 orang pada 2021 kepada 417,012 orang. Pertumbuhan ini menyumbang kepada kenaikan sebanyak 4.6 peratus dalam pampasan pekerja, berjumlah RM25.1 bilion berbanding tahun sebelumnya.

Berdasarkan agihan sektoral, “Pada 2022, sektor Perkhidmatan terus mendominasi perolehan Outward FATS Malaysia, dengan menyumbang 67.8 peratus kepada perolehan tahunan, iaitu RM231.6 bilion. Ini diikuti dengan sektor Pembuatan (RM58.3 bilion), Perlombongan & pengkuarian (RM29.3 bilion), Pertanian (RM15.9 bilion) dan Pembinaan (RM5.9 bilion).

Sementara itu, pecahan benua menunjukkan Asia menjana perolehan yang paling tinggi dengan nilai RM201.1 bilion, hampir 60 peratus daripada jumlah keseluruhan perolehan. *Affiliate* Malaysia yang beroperasi di Indonesia (RM48.6 bilion), Singapura (RM48.1 bilion) dan United Kingdom (RM43.8 bilion) memainkan peranan yang besar dalam memastikan kejayaan dalam perdagangan Malaysia di peringkat global.

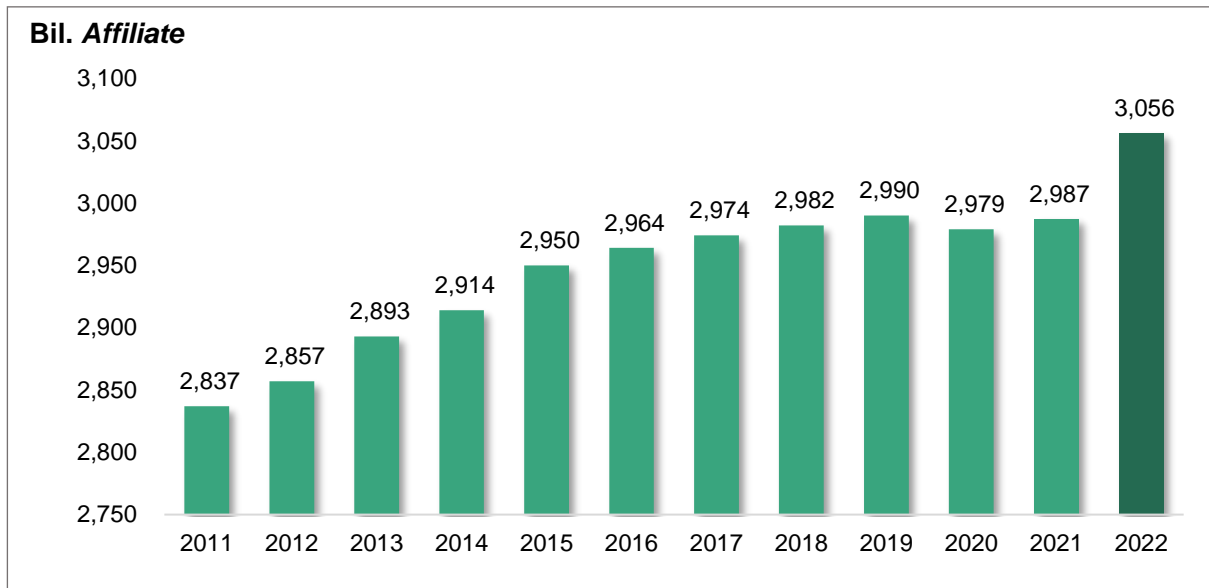
Jabatan Perangkaan Malaysia (DOSM) telah melancarkan OpenDOSM NextGen sebagai medium yang menyediakan katalog data dan visualisasi bagi memudahkan

Embargo: Hanya boleh diterbitkan atau disebarikan mulai jam 1200, Rabu, 27 November 2024

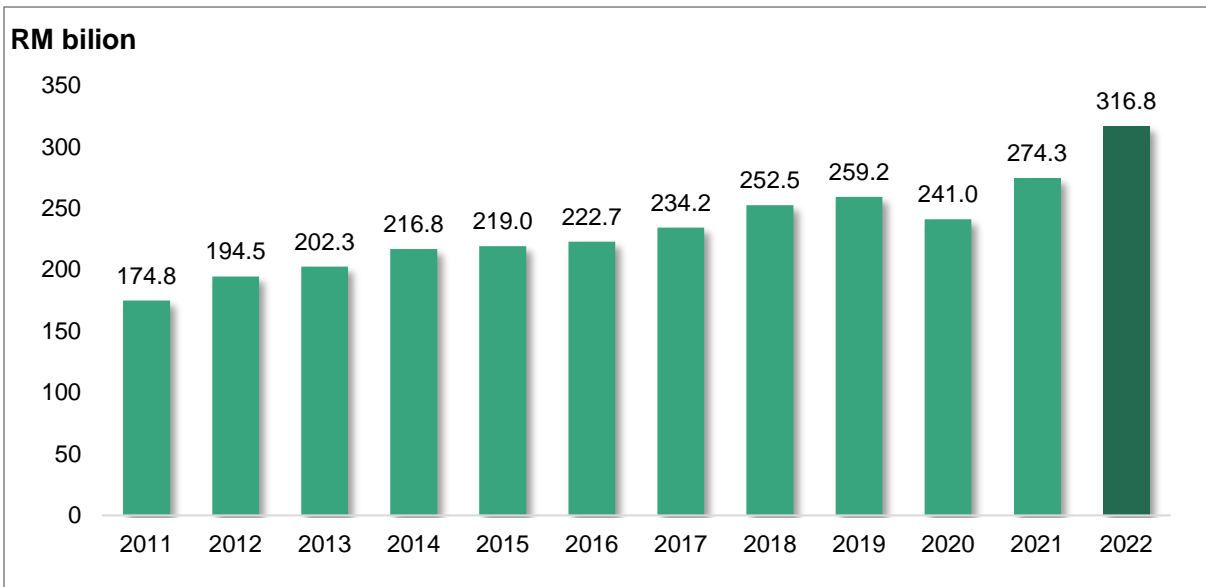
pengguna menganalisis pelbagai data dan boleh diakses melalui portal <https://open.dosm.gov.my>.

Kerajaan Malaysia telah mengisytiharkan Hari Statistik Negara (MyStatsDay) pada 20 Oktober. Tema sambutan MyStats Day adalah “Statistik Nadi Kehidupan”. DOSM menyambut ulang tahun ke-75 Jubli Intan pada tahun 2024.

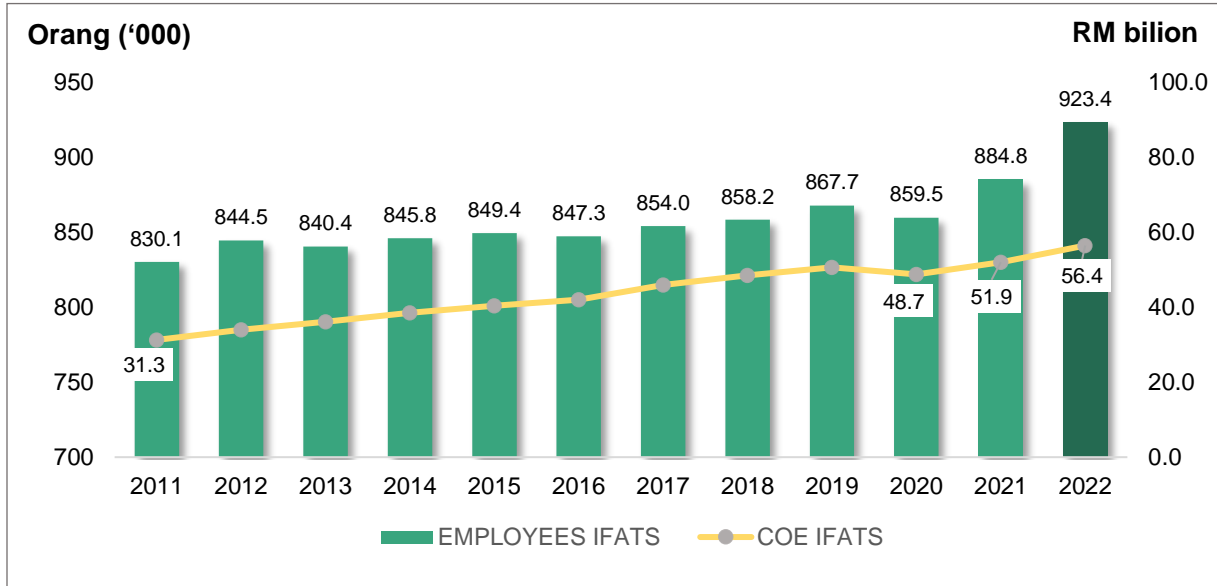
Carta 1: Bilangan *Affiliate* Asing di Malaysia, 2011-2022



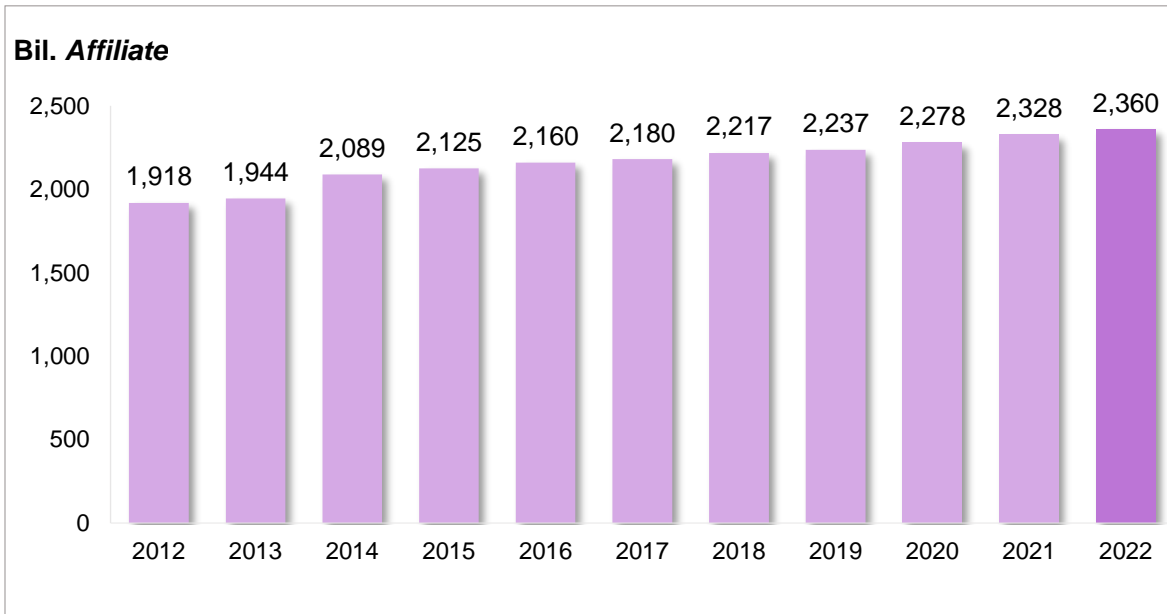
Carta 2: Nilai Ditambah *Affiliate* Asing di Malaysia, 2011-2022



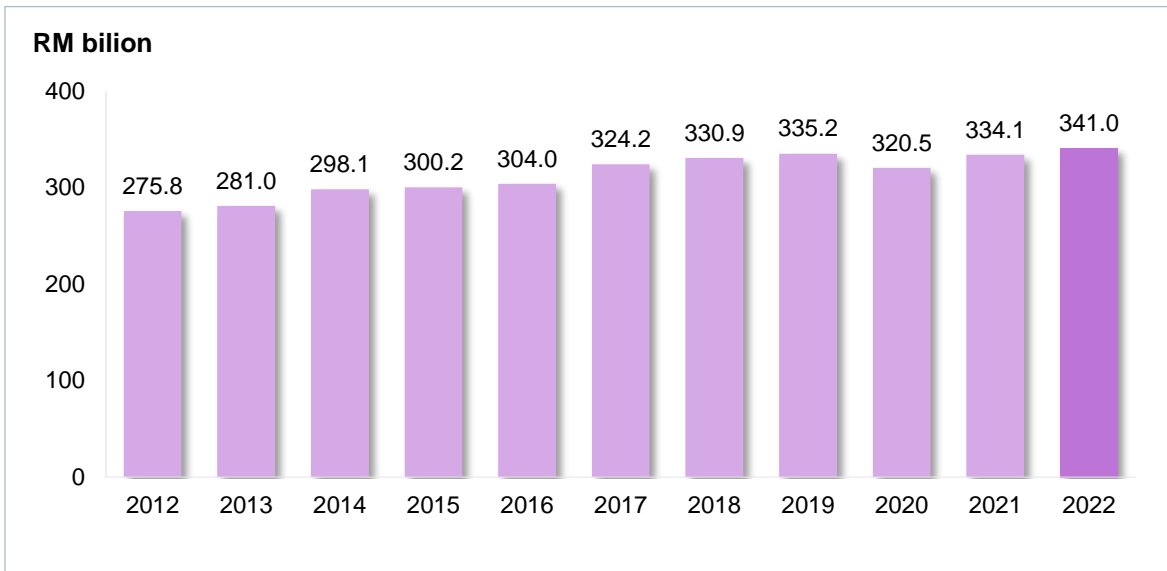
Carta 3: Bilangan Pekerja dan Pampasan Pekerja bagi *Affiliate* Asing di Malaysia, 2011-2022



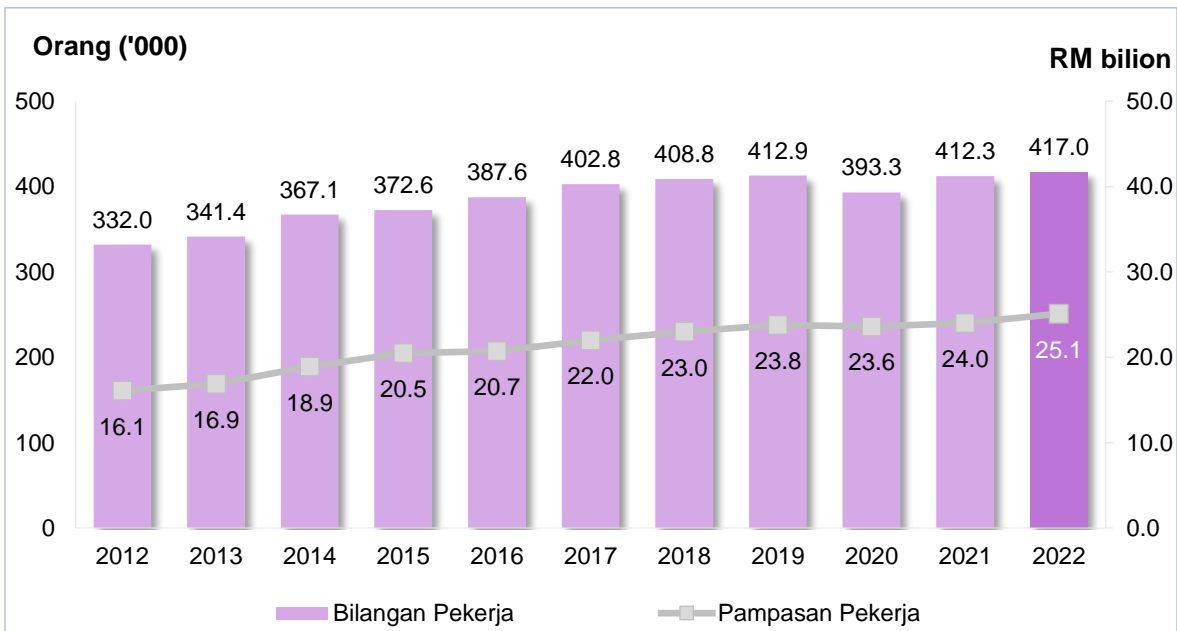
Carta 4: Bilangan *Affiliate* Malaysia di Luar Negeri, 2012-2022



Carta 5: Perolehan *Affiliate* Malaysia di Luar Negeri, 2012-2022



Carta 6: Bilangan Pekerja dan Pampasan Pekerja bagi *Affiliate* Malaysia di Luar Negeri, 2012-2022



Dikeluarkan oleh:

**PEJABAT KETUA PERANGKAWAN MALAYSIA
JABATAN PERANGKAAN MALAYSIA
27 NOVEMBER 2024**



MEDIA STATEMENT

MINISTRY OF ECONOMY
DEPARTMENT OF STATISTICS MALAYSIA

Block C6 & C7, Complex C,
Federal Government Administrative Centre, Precinct 1,
62514 Federal Territory of Putrajaya
Telephone : 03 - 8090 4681

STATISTICS ON FOREIGN OWNED ESTABLISHMENT (INWARD FATS) AND STATISTICS ON MALAYSIAN AFFILIATES ABROAD (OUTWARD FATS) 2022

Foreign owned establishments accounted for 17.7 per cent to Malaysia's economy, generated a value added of RM316.8 billion in 2022.

PUTRAJAYA, 27 November 2024 – A total of 3,056 foreign affiliates were operating in Malaysia, contributed a value added of RM316.8 billion in 2022, making up 17.7 per cent of Malaysia's economy. Concurrently, Malaysian enterprises registered a turnover of RM341.0 billion from 2,360 affiliates abroad. The Department of Statistics Malaysia (DOSM) reported today in its ***Statistics of Foreign Owned Establishment (Inward FATS) and Statistics on Malaysian Affiliates Abroad (Outward FATS) 2022***.

Explaining on the concepts, the Chief Statistician Malaysia, Dato' Sri Dr. Mohd Uzir Mahidin said, "Foreign affiliates refer to enterprises with more than 50 per cent equity owned by a single foreign investor. Inward FATS provide insights into the performance of foreign affiliates in Malaysia, highlighting their contributions to the country's economy in terms of value added, trade and employment by economic activity. Meanwhile, the Outward FATS helps to understand the footprint of Malaysia's enterprises in foreign economies, emphasising their global reach through turnover, number of affiliates and employment by economic activity. Basically, these statistics differ from Foreign Direct

Investment (FDI) and Direct Investment Abroad (DIA). Direct investments capture investment flows, stocks and income, while FATS focus on data related to the operations of enterprises.”

Signalling promising sign of Malaysia’s thriving economy, the number of foreign affiliates in the country increased by 2.3 per cent to 3,056 affiliates. In 2022, these affiliates generated RM316.8 billion in value added, reflecting a 15.5 per cent increase as compared to RM274.3 billion in the preceding year. Additionally, the number of employees engaged in foreign affiliates also expanded by 4.4 per cent on an annual basis to record 923,415 persons. This rise in employment signalling the growing job opportunities from foreign investment. In turn, the compensation of employees in these affiliates also showed a healthy boost, accelerating from RM51.9 billion to RM56.4 billion in 2022.

Looking at the performance of Inward FATS by economic activities, Dato’ Sri Dr. Mohd Uzir Mahidin noted that the Manufacturing sector remained as the main contributor with a value added of RM157.8 billion, making up the highest share of 49.8 per cent in 2022 (2021: share of 48.6%). This sector employed 690,933 persons and paid out RM37.8 billion in compensation, with significant portion coming from Electrical & electronic and optical products sub-sector. The second highest value added was recorded by Mining & quarrying sector at RM81.8 billion or 25.8 per cent shares, surpassing the Services sector (RM73.4 billion) . Nevertheless, the Services sector recorded the second highest number of employees at 188,501 workers with a paid compensation of employees RM14.5 billion.”

Furthermore, the trade performance of foreign affiliates showed a favourable growth in 2022. Exports from these affiliates expanded by 33.8 per cent, while imports grew by 27.3 per cent. Both exports and imports of Inward FATS contributed 36.0 per cent and 32.3 per cent of Malaysia’s trade in goods & services, respectively. Investors from Asia

region registered the highest number of foreign-controlled enterprises in Malaysia, made up 63.7 per cent of the total affiliates.

The Chief Statistician of Malaysia also highlighted the impressive growth of Malaysian-controlled affiliates abroad, which were continuing their upward trajectory. The number of Malaysian affiliates abroad rose by 1.4 per cent from 2,328 to 2,360 in 2022, marking a steady expansion. Malaysian affiliates abroad recorded a 2.1 per cent year-on-year increase in turnover, reaching a total of RM341.0 billion. The number of employees also increased from 412,295 in 2021 to 417,012. This growth contributed to a 4.6 per cent surge in total compensation of employees, amounting to RM25.1 billion compared to the previous year.

Based on the sectoral distribution, “In 2022, the Services sector continued to dominate Malaysia’s Outward FATS, contributing, 67.8 per cent to the annual turnover with RM231.6 billion. It was followed by the sector of Manufacturing (RM58.3 billion), Mining & Quarrying (RM29.3 billion), Agriculture (RM15.9 billion) and Construction (RM5.9 billion).

Meanwhile, the regional breakdown showed that Asia generated the highest turnover with a value of RM201.1 billion, nearly 60 per cent of the overall turnover. Malaysian affiliates operating in Indonesia (RM48.6 billion), Singapore (RM48.1 billion) and United Kingdom (RM43.8 billion) played major roles in boosting Malaysia’s global trade success.

The Department of Statistics Malaysia (DOSM) has launched OpenDOSM NextGen as a medium that provides data catalogue and visualisations to facilitate users' analysis and can be accessed through <https://open.dosm.gov.my>.

The Government of Malaysia has declared National Statistics Day (MyStats Day) on October 20th. MyStats Day theme is “Statistics is the Essence of Life”. DOSM commemorates its 75th Diamond Jubilee in 2024.

Chart 1: Number of Foreign Affiliates in Malaysia, 2012-2022

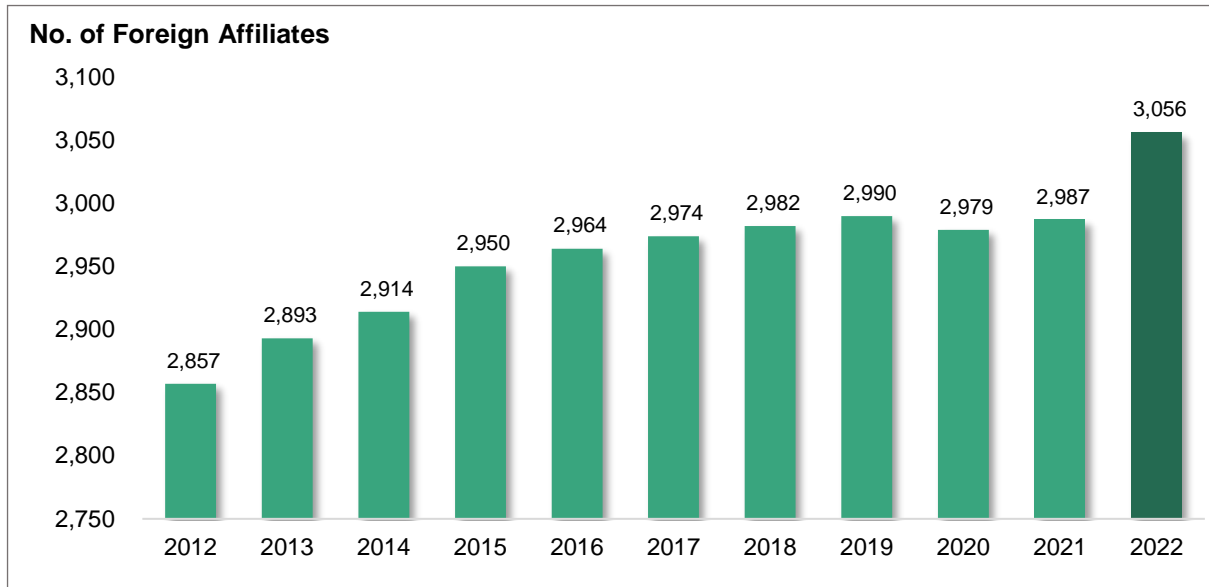


Chart 2: Value Added of Foreign Affiliates in Malaysia, 2012-2022

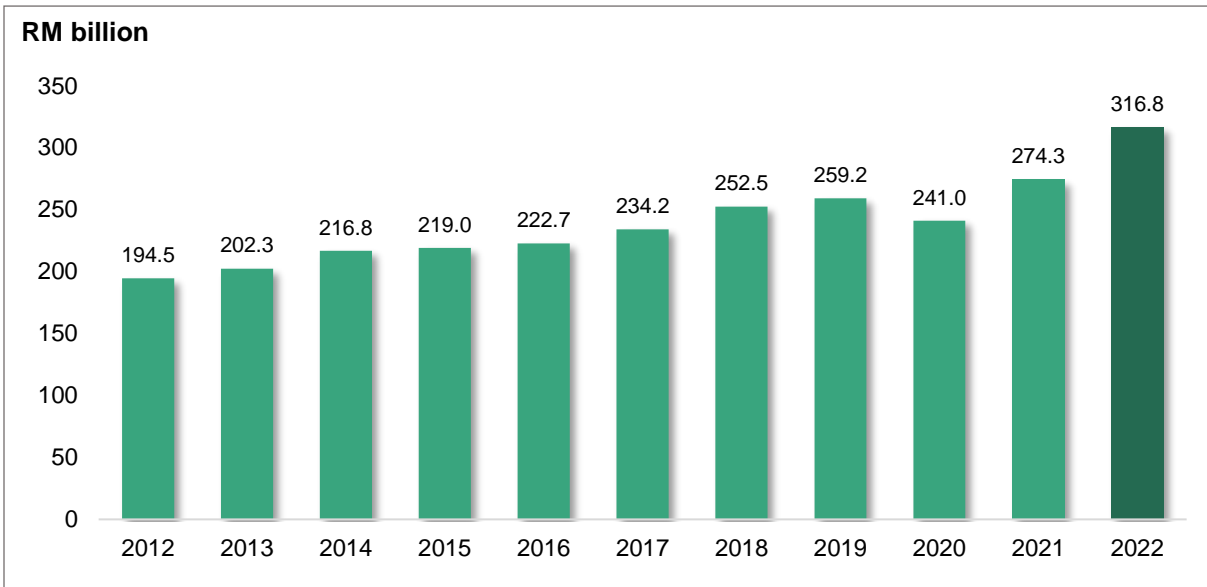


Chart 3: Number of Employees and Compensation of Employees of Foreign Affiliates in Malaysia, 2012-2022

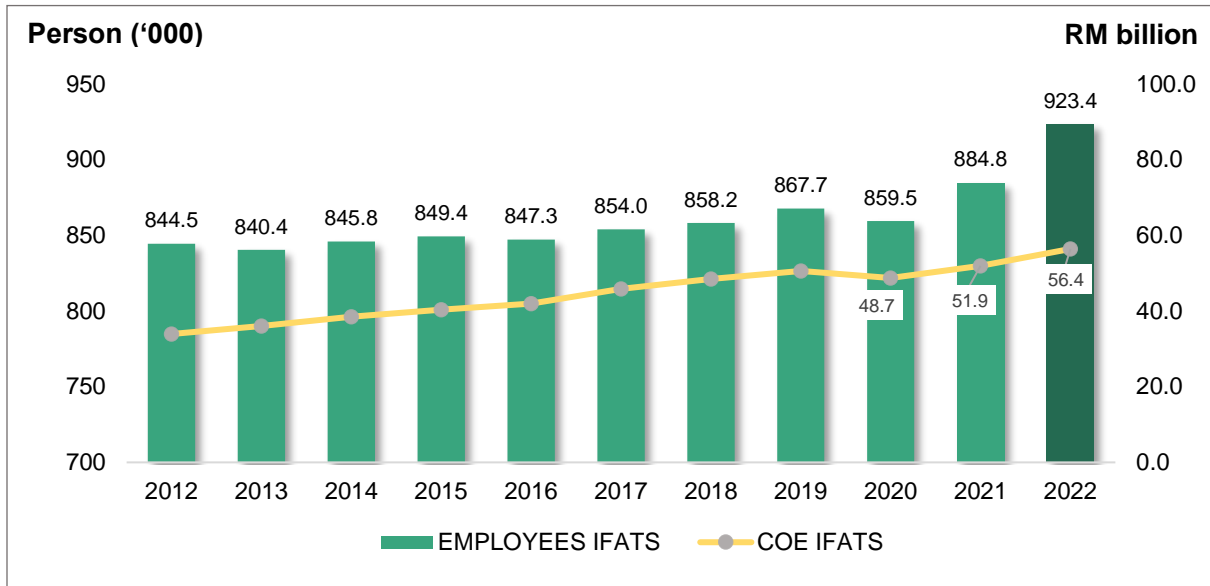


Chart 4: Number of Malaysian Affiliates Abroad, 2012-2022

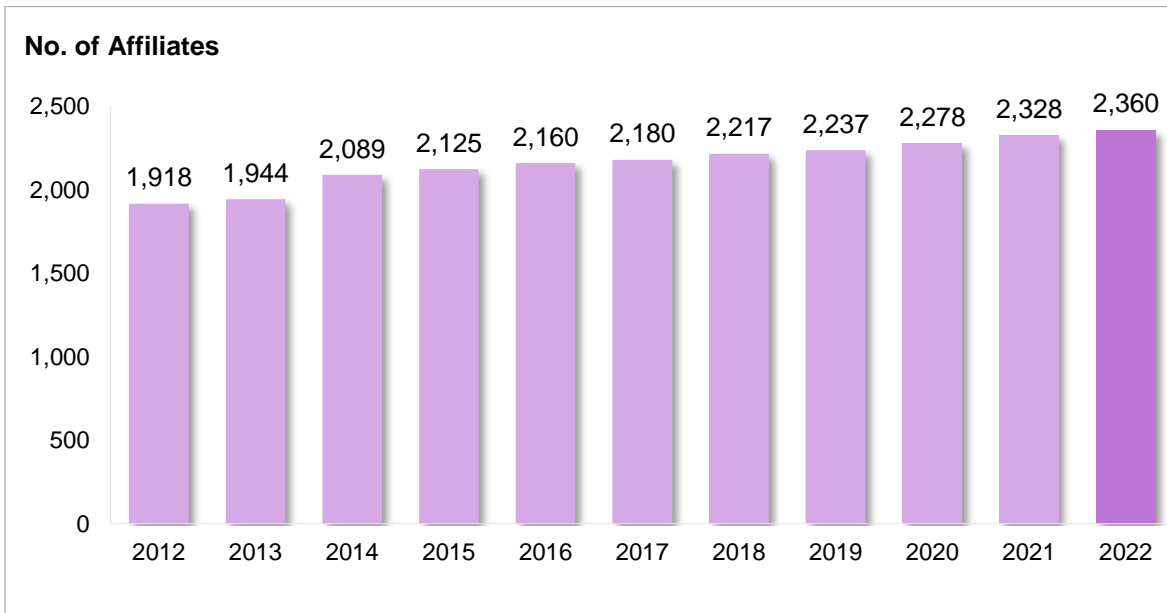


Chart 5: Turnover of Malaysian Affiliates Abroad, 2012-2022

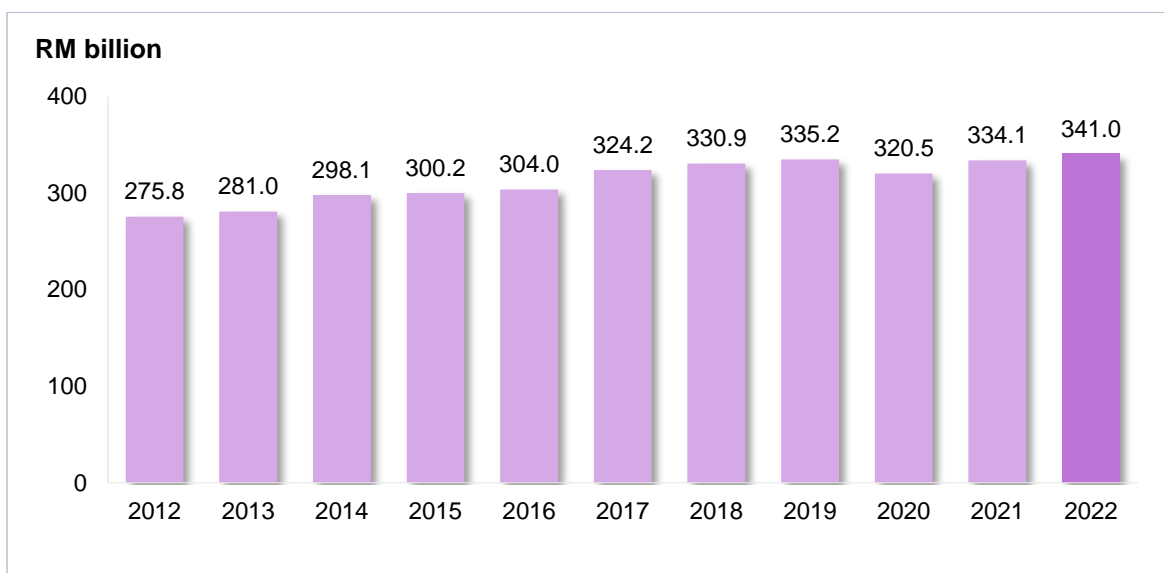
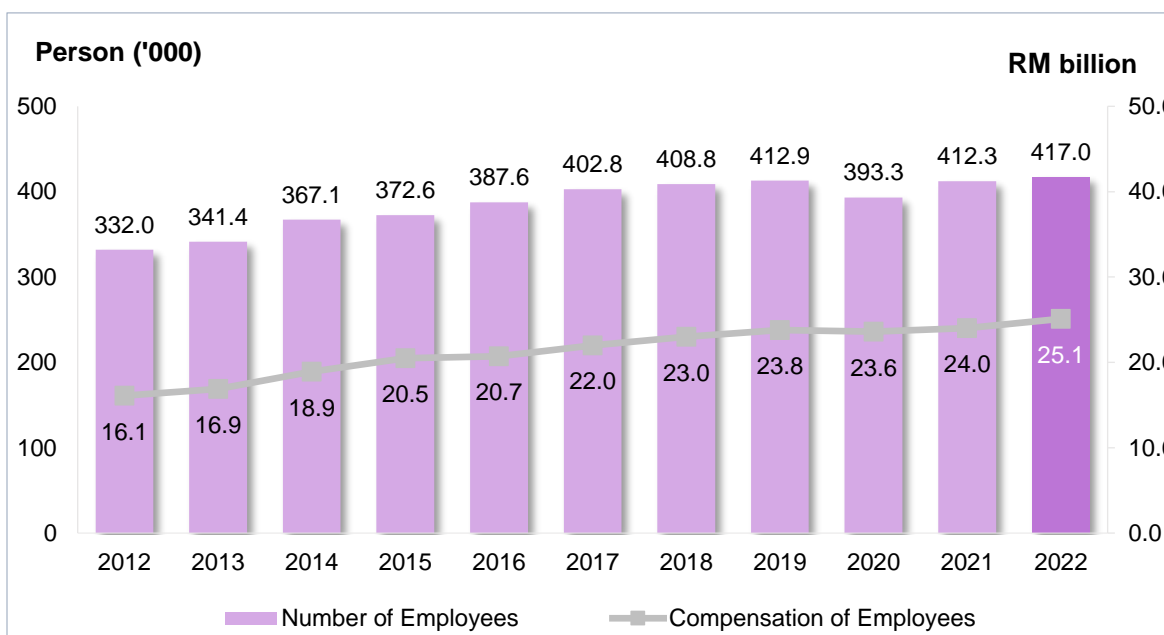


Chart 6: Number of Employees and Compensation of Employees of Malaysian Affiliates Abroad, 2012-2022



Released by:

**THE OFFICE OF CHIEF STATISTICIAN MALAYSIA
DEPARTMENT OF STATISTICS MALAYSIA
27 NOVEMBER 2024**