



## KENYATAAN MEDIA

KEMENTERIAN EKONOMI  
JABATAN PERANGKAAN MALAYSIA

Blok C6 & C7, Kompleks C,  
Pusat Pentadbiran Kerajaan Persekutuan, Presint 1,  
62514, Wilayah Persekutuan Putrajaya  
No. Telefon : 03 - 8090 4681

### PERANGKAAN PEMBUATAN BULANAN, MALAYSIA SEPTEMBER 2024

**Nilai jualan sektor Pembuatan mencatatkan RM162.3 bilion;  
meningkat 2.9 peratus pada September 2024**

**PUTRAJAYA, 8 NOVEMBER 2024** – Nilai jualan sektor Pembuatan mencatatkan RM162.3 bilion; meningkat 2.9 peratus tahun ke tahun pada September 2024. Jabatan Perangkaan Malaysia (DOSM) melaporkan hari ini dalam keluaran **Perangkaan Pembuatan Bulanan, Malaysia, September 2024**.

Menurut Ketua Perangkawan Malaysia, Dato' Sri Dr. Mohd Uzir Mahidin, “Nilai jualan sektor Pembuatan mencapai RM162.3 bilion, terus meningkat sebanyak 2.9 peratus tahun ke tahun, walaupun pertumbuhan ini lebih perlahan berbanding 7.7 peratus yang direkodkan pada bulan sebelumnya. Kenaikan ini didorong terutamanya oleh subsektor produk Elektrik & elektronik, yang berkembang sebanyak 5.8 peratus selepas mencatatkan pertumbuhan 10.3 peratus pada Ogos 2024. Pertumbuhan ini turut disokong oleh subsektor Makanan, minuman & tembakau dengan peningkatan sebanyak 5.6 peratus, serta produk Mineral bukan logam, logam asas dan produk logam yang direka, yang meningkat sebanyak 5.1 peratus. Berasaskan bulan ke bulan, nilai jualan menurun sebanyak 1.0 peratus daripada RM163.9 bilion pada Ogos 2024.”

Nilai jualan bagi industri berorientasikan eksport, yang mewakili 72.6 peratus, menyederhana kepada 3.0 peratus pada September 2024 (Ogos 2024: 7.7%).

Pembuatan produk komputer, elektronik & optikal (6.9%); dan Pembuatan minyak & lemak daripada sayuran & haiwan (4.6%) adalah penyumbang utama kepada pertumbuhan industri berorientasikan eksport pada bulan tersebut. Sementara itu, industri berorientasikan domestik meningkat sebanyak 2.5 peratus (Ogos 2024: 7.6%) yang terkesan oleh penurunan nilai jualan dalam industri Pembuatan kenderaan bermotor, treler dan semi treler sebanyak 7.3 peratus, berbanding peningkatan 10.4 peratus pada bulan sebelumnya. Mengimbangi penurunan ini, Pembuatan produk pemprosesan makanan (6.9%) mengekalkan momentum pertumbuhan; diikuti oleh Pembuatan produk logam, kecuali mesin dan kelengkapan (7.9%) dan Pembuatan produk galian bukan logam lain (4.1%). Berbanding bulan sebelumnya, nilai jualan bagi kedua-dua industri berorientasikan eksport dan domestik masing-masing menurun sebanyak 1.1 peratus dan 0.7 peratus.

Ketua Perangkawan menambah, “Terdapat 2.39 juta pekerja dalam sektor Pembuatan pada September 2024, mencatatkan peningkatan sebanyak 0.8 peratus berbanding pertumbuhan 1.0 peratus pada Ogos 2024. Peningkatan ini diperhatikan terutamanya dalam subsektor Makanan, minuman & tembakau (2.4%); dan produk Mineral bukan logam, logam asas dan produk logam yang direka (1.8%). Berbanding dengan bulan sebelumnya, bilangan pekerja dalam sektor ini menambah sebanyak 0.5 peratus, lebih baik berbanding 0.4 peratus yang dicatatkan pada Ogos 2024.

Pada September 2024, gaji & upah dalam sektor Pembuatan meningkat sebanyak 1.2 peratus, mencecah RM8.23 bilion. Berbanding bulan sebelumnya, gaji & upah meningkat sebanyak 1.4 peratus, selepas penurunan marginal sebanyak 0.1 peratus pada Ogos 2024. Ini menyebabkan peningkatan purata gaji & upah bulanan setiap pekerja sebanyak 0.4 peratus tahun ke tahun kepada RM3,442. Pada masa yang sama, nilai jualan setiap pekerja meningkat sebanyak 2.1 peratus, mencatatkan RM67,861.”

Merumuskan kenyataannya, Ketua Perangkawan berkata, “Bagi suku tahun ketiga 2024, jualan sektor Pembuatan mencecah RM483.2 bilion, menunjukkan pertumbuhan 6.5 peratus (ST2 2024: 5.7%). Peningkatan ini terutama disumbangkan oleh subsektor Makanan, minuman & tembakau (12.3%); dan produk Elektrik & elektronik (8.1%). Selain itu, bilangan pekerja dan gaji & upah pada suku tahun

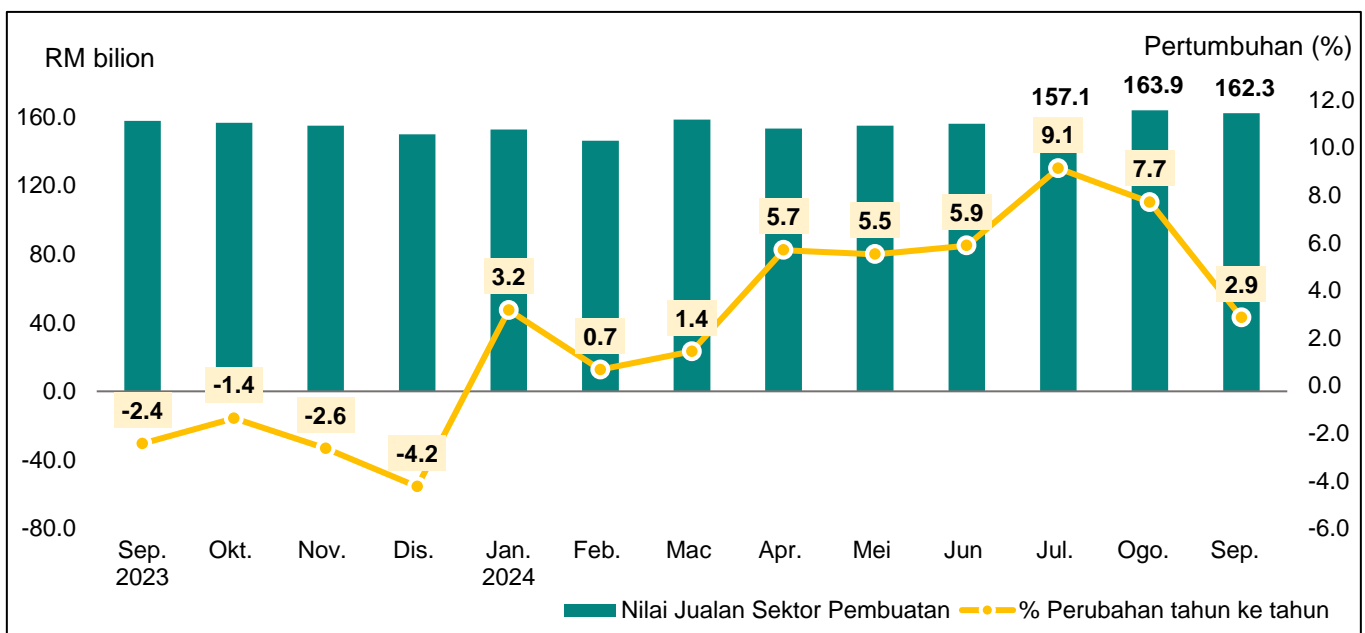
tersebut masing-masing meningkat sebanyak 0.8 peratus (ST2 2024: 1.0%) dan 1.7 peratus (ST2 2024: 1.4%).

Sementara itu, sepanjang sembilan bulan pertama tahun ini (Januari – September 2024), nilai jualan bagi sektor Pembuatan adalah RM1,404.8 bilion, meningkat sebanyak 4.6 peratus berbanding tempoh masa yang sama pada tahun 2023 (Januari – September 2023: 1.2%). Bilangan pekerja menokok sebanyak 0.8 peratus kepada sejumlah 2.39 juta orang, manakala gaji & upah meningkat 1.4 peratus kepada RM73.8 bilion. Oleh itu, nilai jualan bagi setiap pekerja berjumlah RM587,494, merekodkan pertumbuhan 3.8 peratus.”

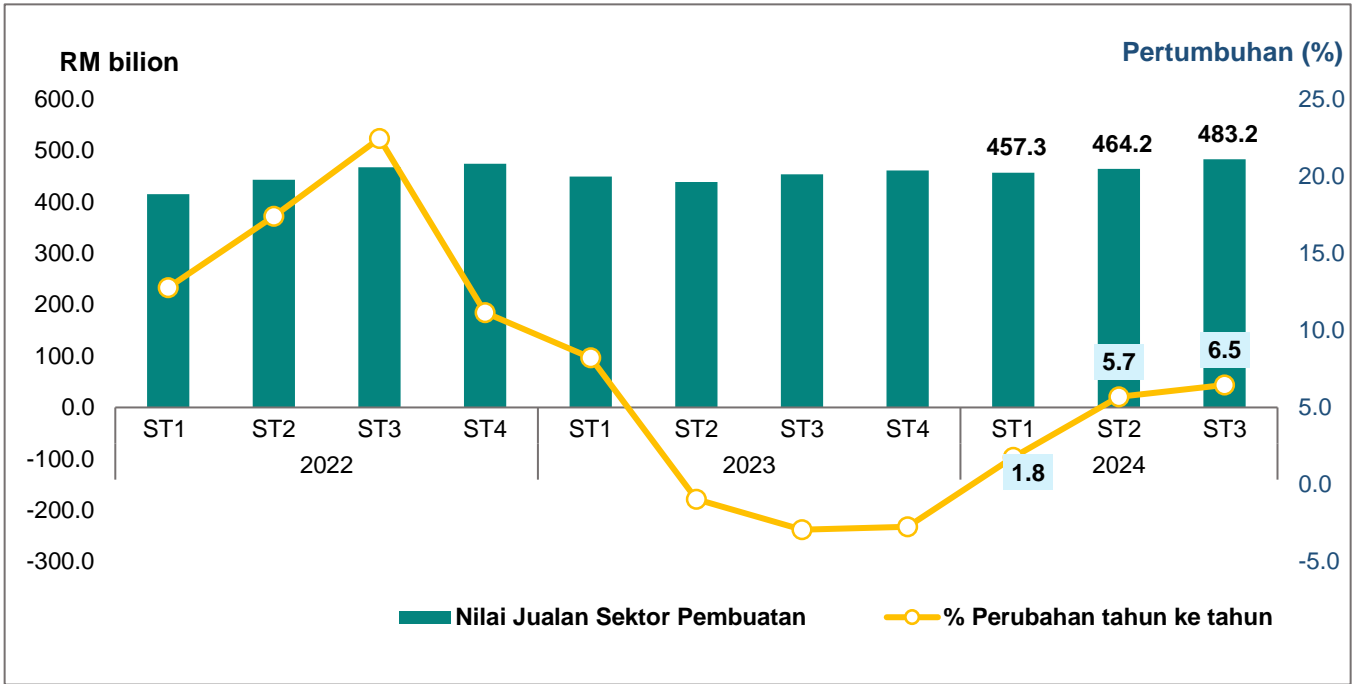
Jabatan Perangkaan Malaysia (DOSM) telah melancarkan OpenDOSM NextGen sebagai medium yang menyediakan katalog data dan visualisasi bagi memudahkan pengguna menganalisis pelbagai data dan boleh diakses melalui portal <https://open.dosm.gov.my>.

Kerajaan Malaysia telah mengisytiharkan Hari Statistik Negara (MyStats Day) pada 20 Oktober. Tema sambutan MyStats Day adalah “Statistik Nadi Kehidupan”. DOSM menyambut ulang tahun ke-75 Jubli Intan pada tahun 2024.

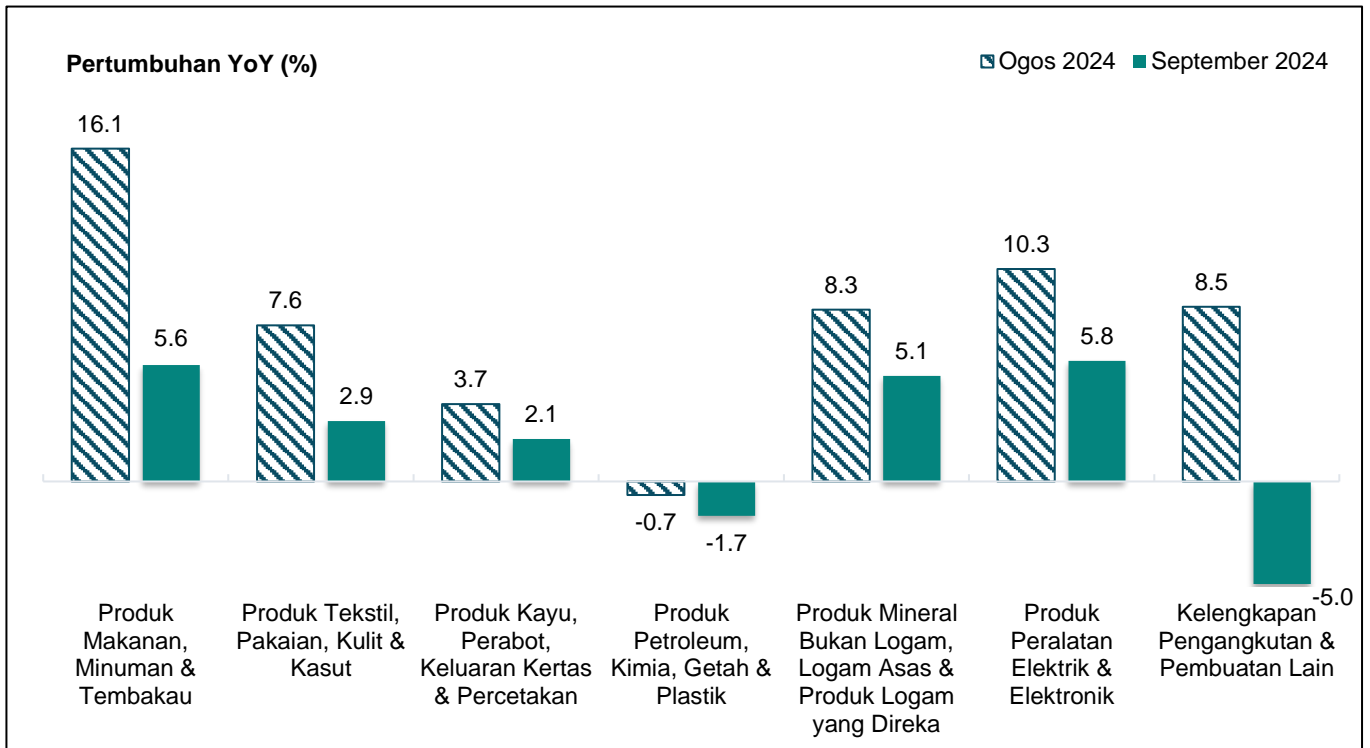
**Carta 1: Nilai Jualan Sektor Pembuatan, September 2023 - September 2024**



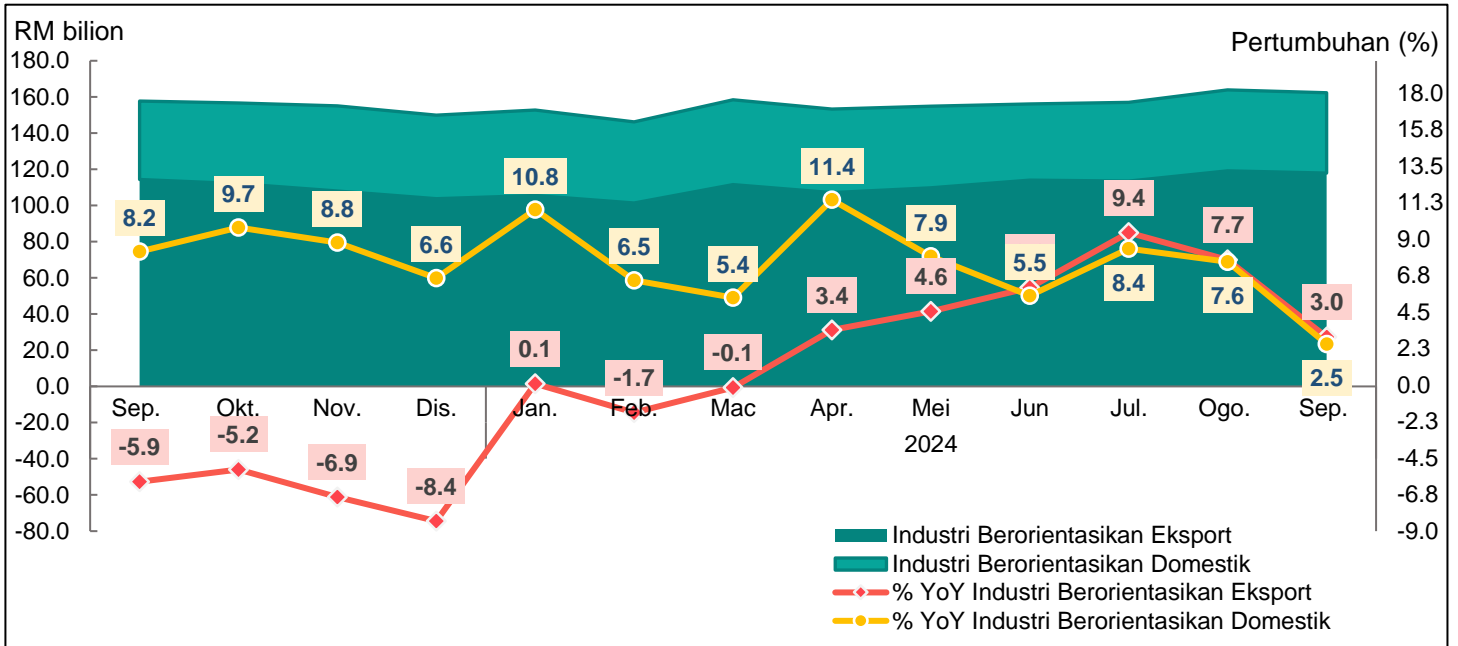
**Carta 2: Nilai Jualan Sektor Pembuatan, ST1 2022 – ST3 2024**



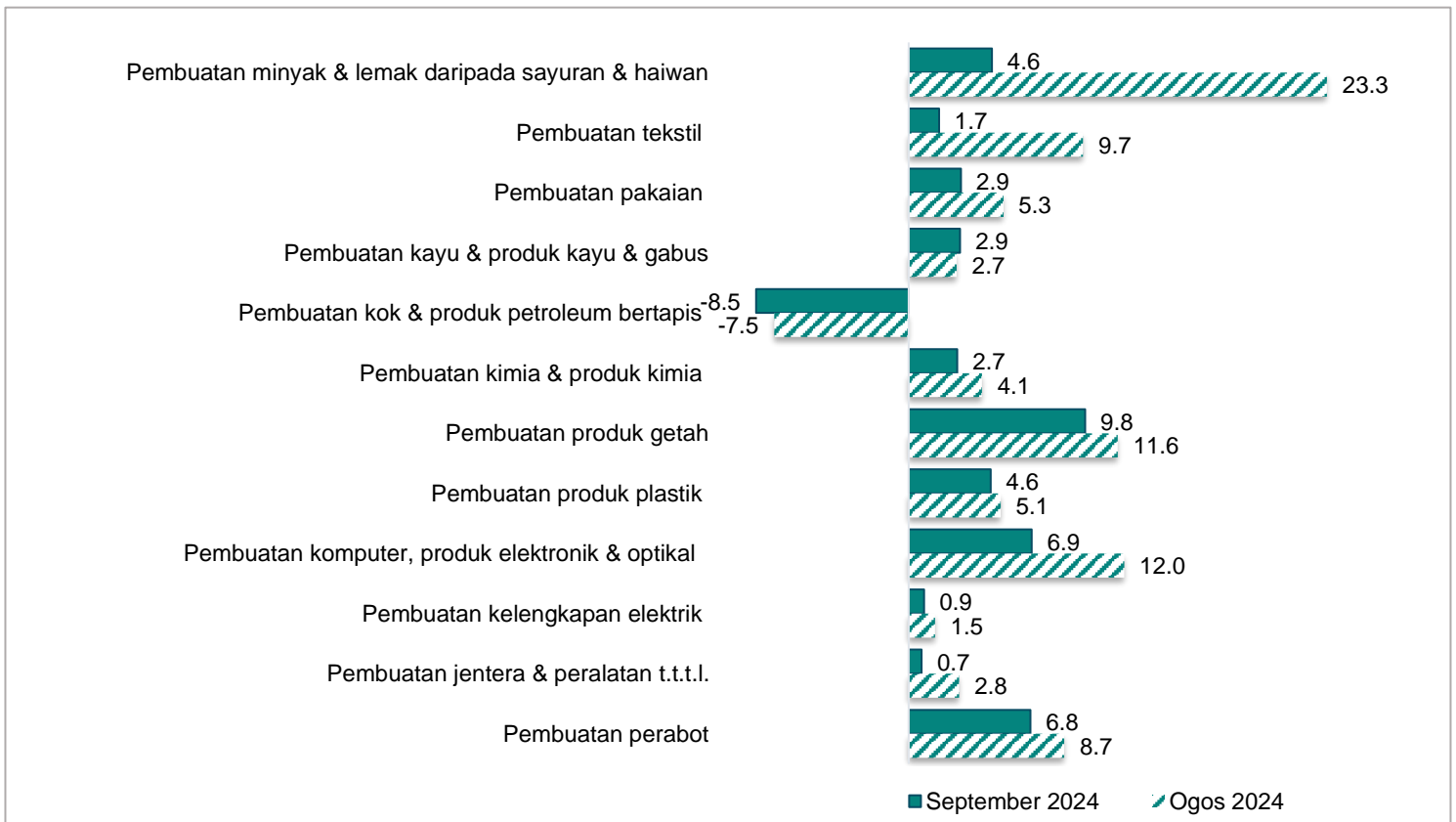
**Carta 3: Pertumbuhan Subsektor Pembuatan, Ogos 2024 dan September 2024**



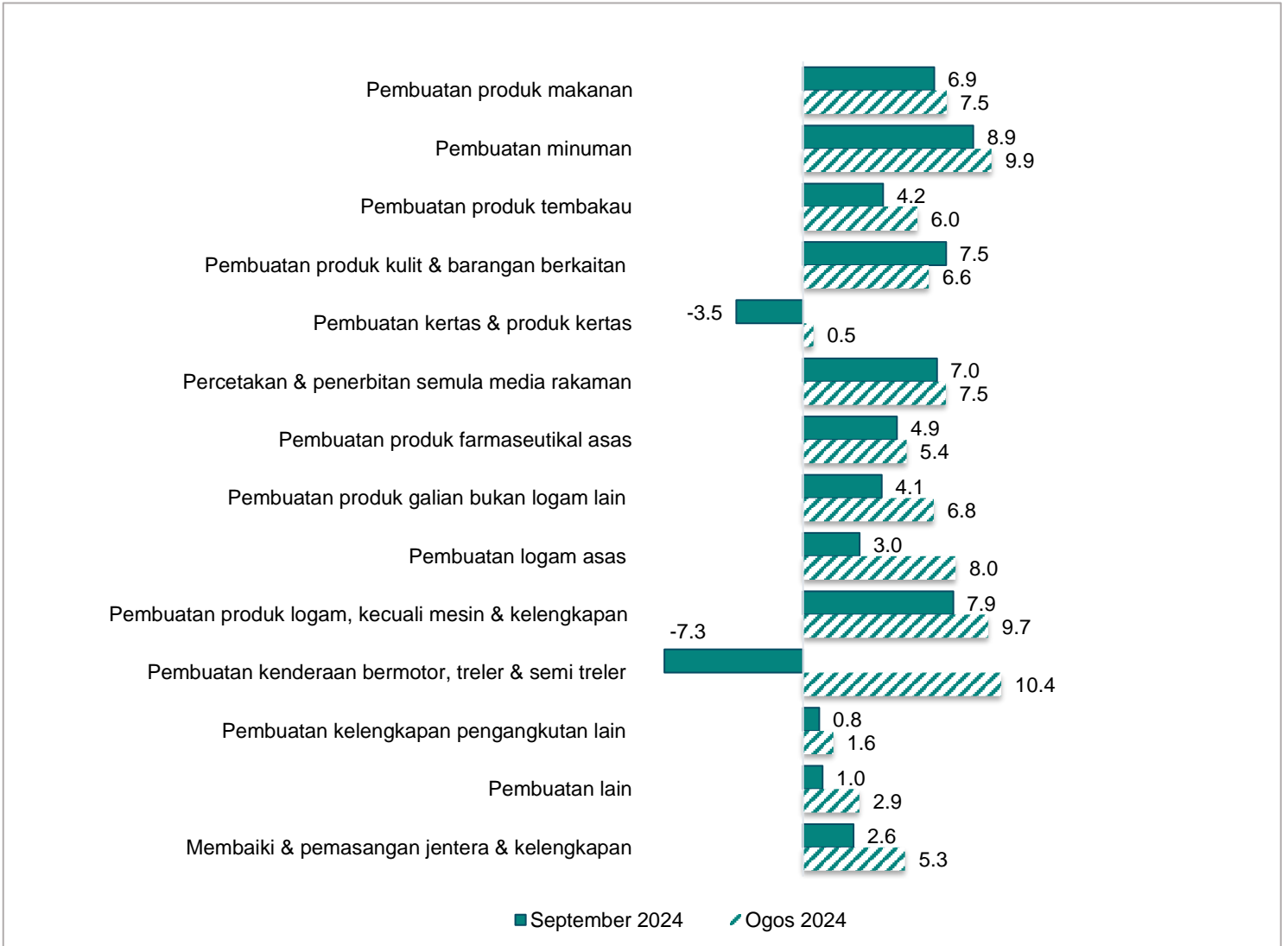
**Carta 4: Nilai Jualan Industri Berorientasikan Eksport dan Domestik bagi Sektor Pembuatan, September 2023 – September 2024**



**Carta 5: Pembuatan Berorientasikan Eksport Mengikut Kumpulan, Ogos 2024 dan September 2024**



**Carta 6: Pembuatan Berorientasikan Domestik Mengikut Kumpulan, Ogos 2024 dan September 2024**



Dikeluarkan oleh:

**PEJABAT KETUA PERANGKAWAN MALAYSIA  
JABATAN PERANGKAAN MALAYSIA  
8 NOVEMBER 2024**



## **MEDIA STATEMENT**

MINISTRY OF ECONOMY  
DEPARTMENT OF STATISTICS MALAYSIA

Block C6 & C7, Complex C,  
Federal Government Administrative Centre, Precinct 1,  
62514 Federal Territory of Putrajaya  
Telephone : 03 - 8090 4681

### **MONTHLY MANUFACTURING STATISTICS, MALAYSIA SEPTEMBER 2024**

***The Manufacturing sector sales value registered at RM162.3 billion;  
rose by 2.9 per cent in September 2024***

***PUTRAJAYA, NOVEMBER 8, 2024 – The Manufacturing sector sales value registered at RM162.3 billion; rose by 2.9 per cent year-on-year in September 2024. The Department of Statistics, Malaysia (DOSM) reported today in the release of **Monthly Manufacturing Statistics, Malaysia, September 2024.*****

*According to the Chief Statistician Malaysia, Dato' Sri Dr. Mohd Uzir Mahidin, “The Manufacturing sector's sales value reached RM162.3 billion, continuing to improve by 2.9 per cent year-on-year, although this growth slowed from the 7.7 per cent recorded in the previous month. The rise was primarily driven by the Electrical & electronics products sub-sector, which grew by 5.8 per cent after a 10.3 per cent increase in August 2024. The growth was also supported by the Food, beverages & tobacco sub-sector, with an increase of 5.6 per cent, and the Non-metallic mineral products, basic metal & fabricated metal products, which increased by 5.1 per cent. On a month-on-month basis, the sales value dropped by 1.0 per cent from RM163.9 billion in August 2024.”*

*The sales value for the export-oriented industries, which accounted for 72.6 per cent, moderated to 3.0 per cent in September 2024 (August 2024: 7.7%). The Manufacture of computer, electronics & optical products (6.9%); and the Manufacture of vegetable &*

animal oils & fats (4.6%) were key contributors to the growth of export-oriented industries during the month. Meanwhile, domestic-oriented industries grew by 2.5 per cent (August 2024: 7.6%) impacted by the decline in the sales value of the Manufacture of motor vehicles, trailers & semi-trailers industry at 7.3 per cent, as against 10.4 per cent increase in the preceding month. Offsetting the decline, the Manufacture of food processing products (6.9%) sustained the growth momentum; followed by the Manufacture of fabricated metal products, except machinery & equipment (7.9%) and the Manufacture of other non-metallic mineral products (4.1%). As compared to the previous month, both the sales value of export and domestic-oriented industries dropped by 1.1 per cent and 0.7 per cent, respectively.

The Chief Statistician added, "There were 2.39 million employees in the Manufacturing sector in September 2024, marking a 0.8 per cent increase compared to a 1.0 per cent growth in August 2024. The increase was observed largely in the Food, beverages & tobacco (2.4%); and the Non-metallic mineral products, basic metal & fabricated metal products (1.8%). In comparison with the preceding month, the number of employees in this sector augmented by 0.5 per cent, improved against 0.4 per cent registered in August 2024.

In September 2024, salaries & wages in the Manufacturing sector rose by 1.2 per cent, reaching RM8.23 billion. Compared to the previous month, salaries & wages increased by 1.4 per cent, following a marginal drop of 0.1 per cent in August 2024. This led to an increase on average monthly salaries & wages per employee by 0.4 per cent year-on-year to RM3,442. Simultaneously, the sales value per employee rose by 2.1 per cent to record RM67,861."

Concluding his statement, the Chief Statistician said, "For the third quarter of 2024, sales of the Manufacturing sector reached RM483.2 billion, reflecting a growth of 6.5 per cent (Q2 2024: 5.7%). The increase was primarily attributable to the Food, beverages & tobacco sub-sector (12.3%); and Electrical & electronics products (8.1%) sub-sectors. Furthermore, the number of employees and salaries & wages during the quarter rose by 0.8 per cent (Q2 2024: 1.0%) and 1.7 per cent (Q2 2024: 1.4%) respectively.

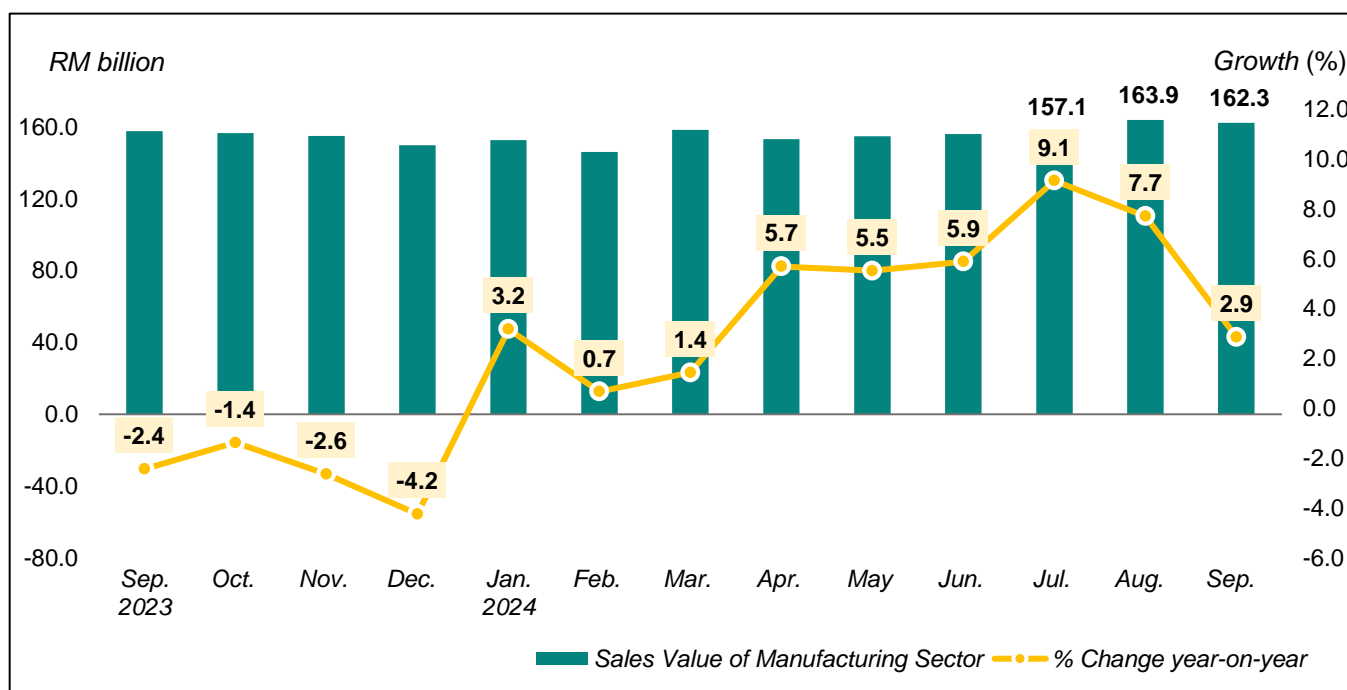


In the meantime, throughout the first nine months this year (January – September 2024), the sales value of the Manufacturing sector reached RM1,404.8 billion, increased by 4.6 per cent as compared to the same period of 2023 (January – September 2023: 1.2%). The number of employees uptick by 0.8 per cent to a total of 2.39 million persons, while salaries & wages grew by 1.4 per cent to RM73.8 billion. Subsequently, the sales value per employee stood at RM587,494, posting a growth of 3.8 per cent.”

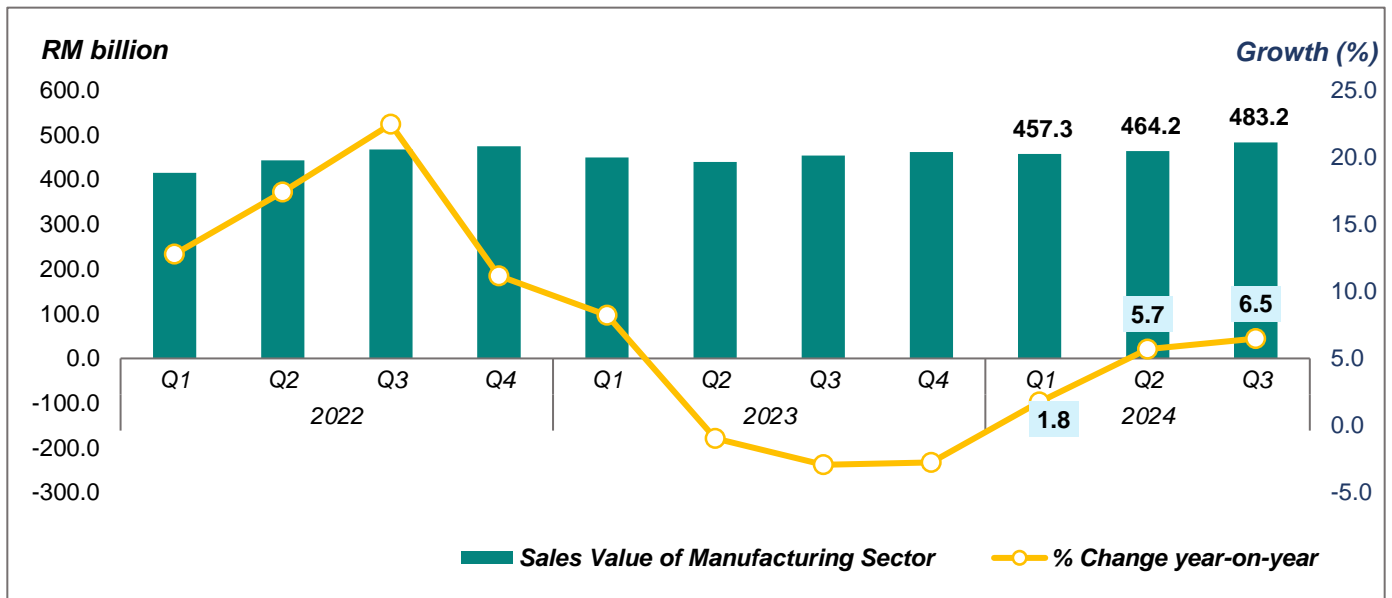
The Department of Statistics Malaysia (DOSM) has launched OpenDOSM NextGen as a medium that provides data catalogue and visualisations to facilitate users' analysis and can be accessed through <https://open.dosm.gov.my>.

The Government of Malaysia has declared National Statistics Day (MyStats Day) on October 20th. MyStats Day theme is “Statistics is the Essence of Life”. DOSM commemorates its 75th Diamond Jubilee in 2024.

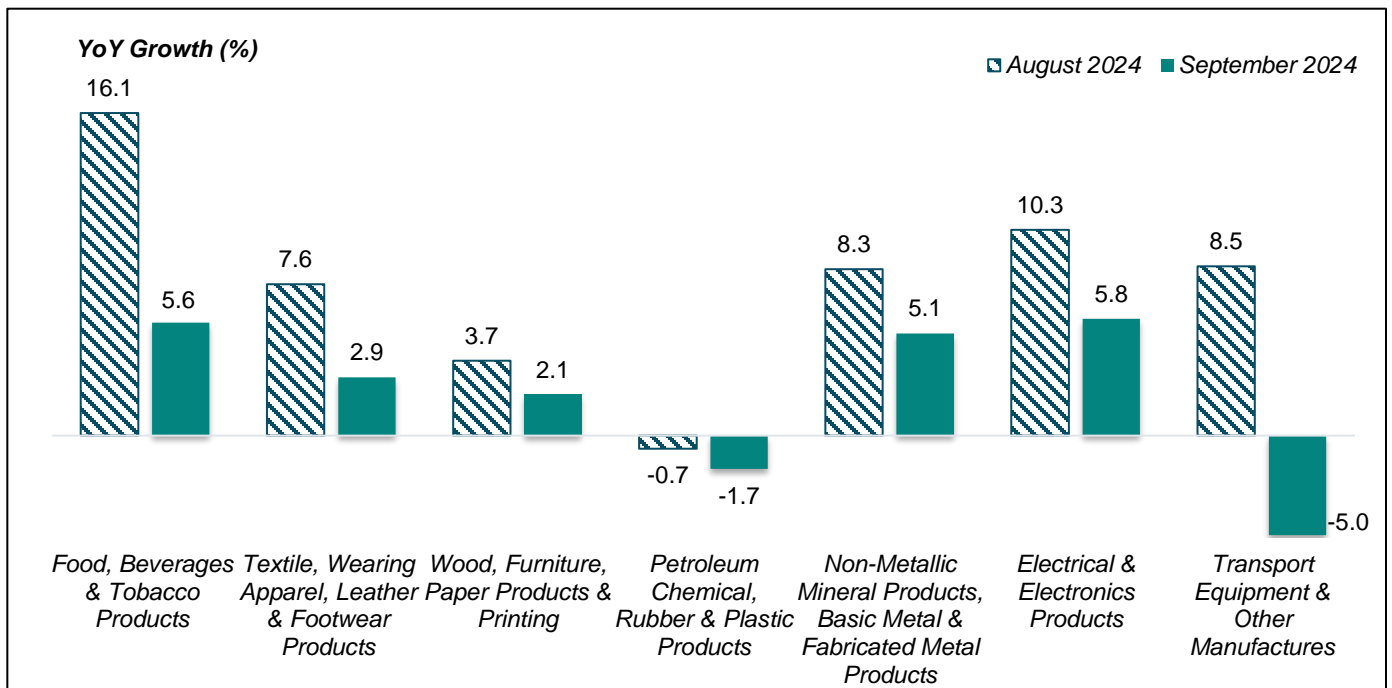
**Chart 1: Sales Value of the Manufacturing Sector, September 2023 – September 2024**



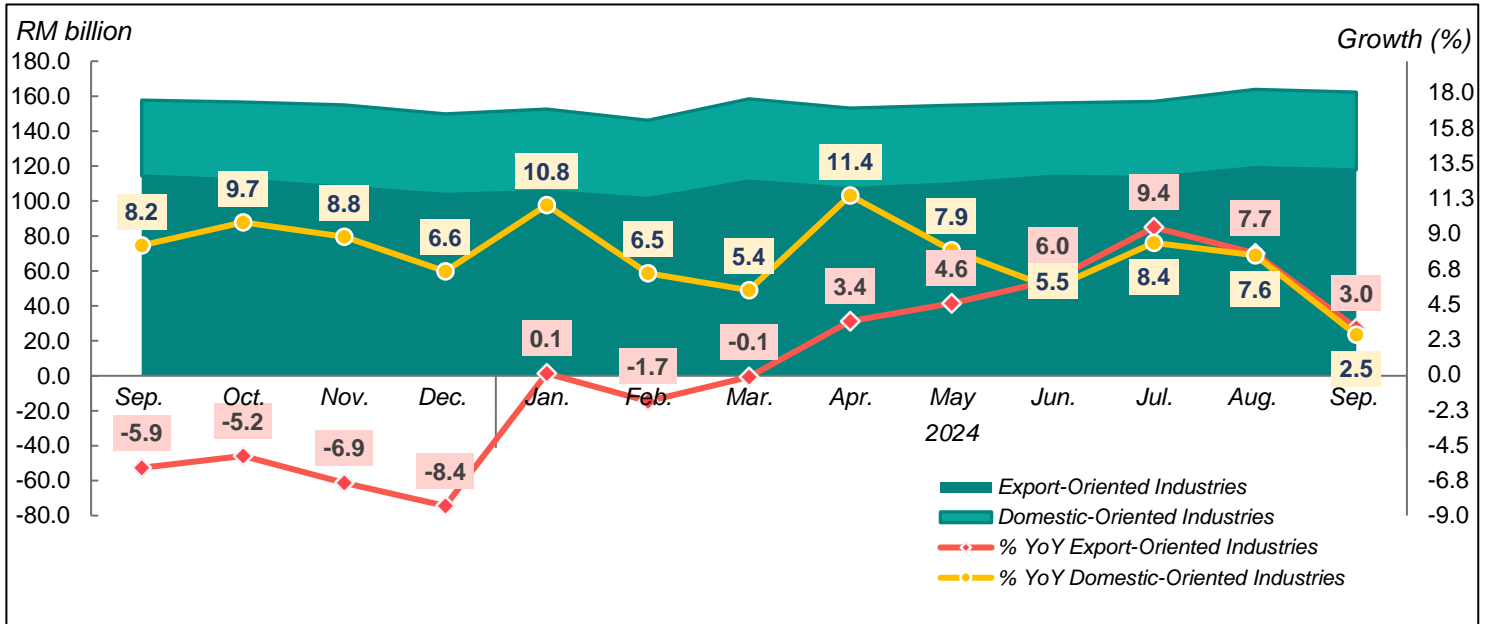
**Chart 2: Sales Value of the Manufacturing Sector,  
Q1 2022 - Q3 2024**



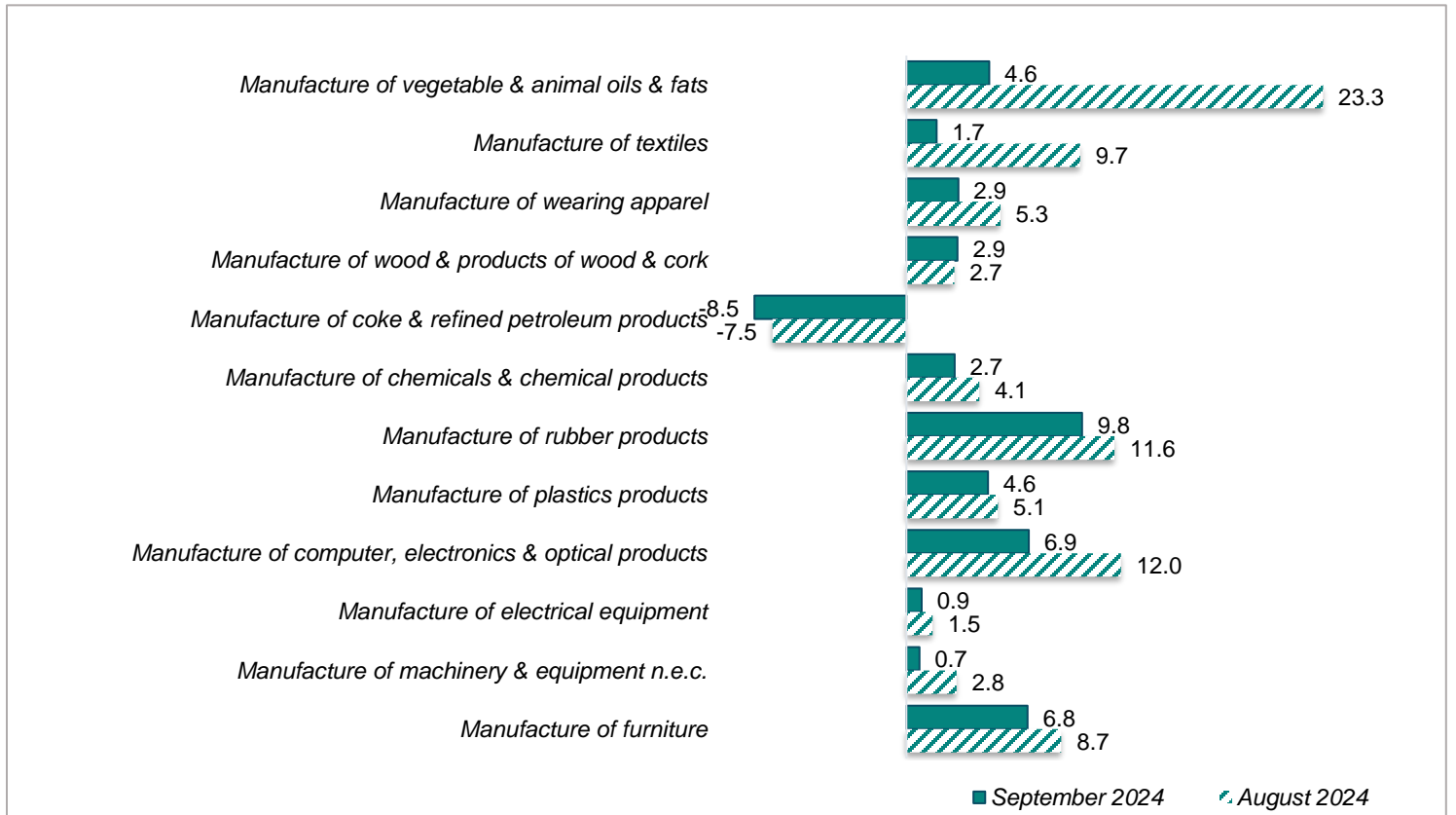
**Chart 3: The Growth of Manufacturing Sub-sector,  
August 2024 and September 2024**



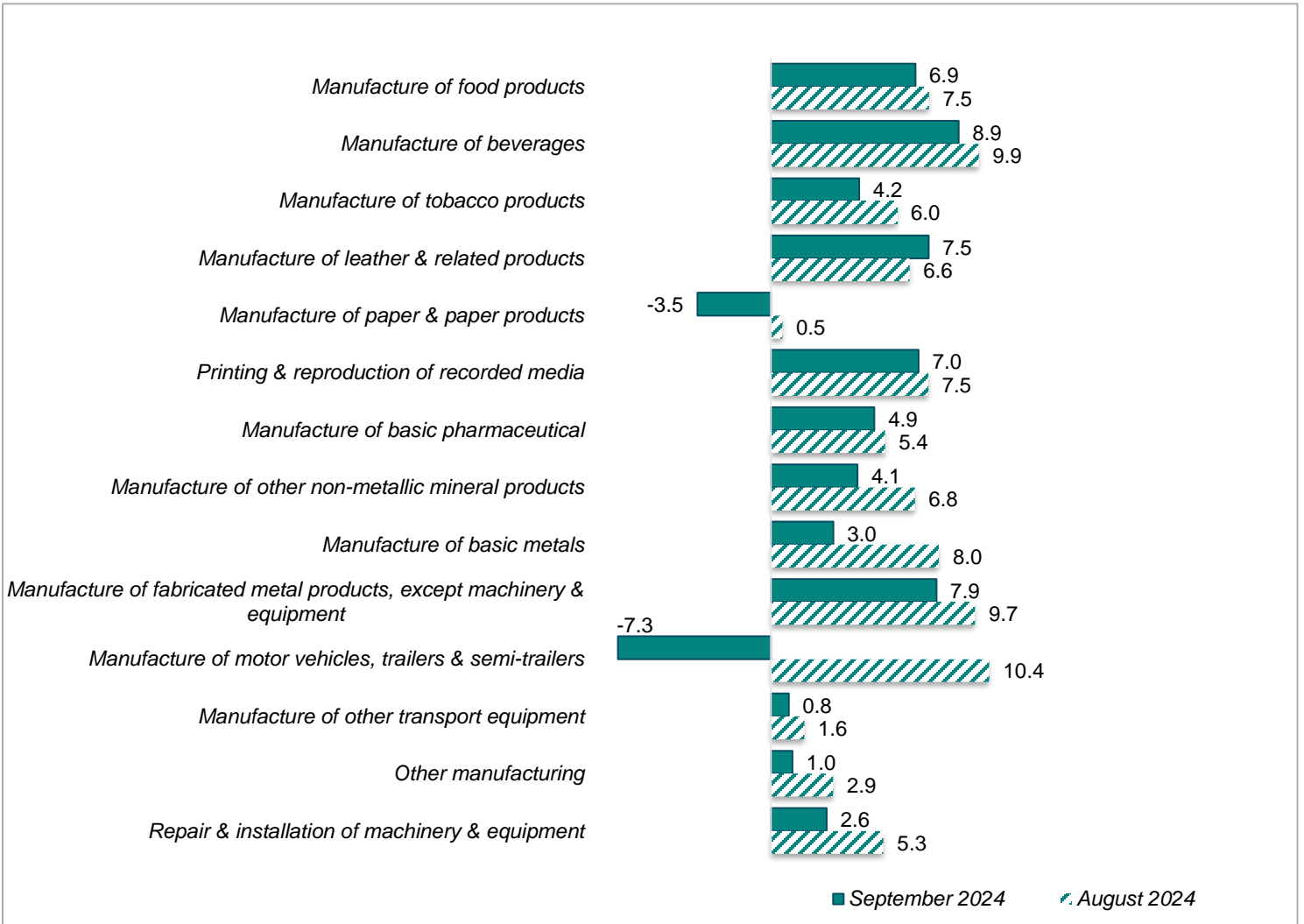
**Chart 4: Sales Value of the Export and Domestic-oriented Industries for Manufacturing Sector, September 2023 – September 2024**



**Chart 5: Sales Value of Manufacturing Export-Oriented Groups, August 2024 and September 2024**



**Chart 6: Sales Value of Manufacturing Domestic-Oriented Groups, August 2024 and September 2024**



Released by:

**THE OFFICE OF CHIEF STATISTICIAN MALAYSIA  
DEPARTMENT OF STATISTICS MALAYSIA  
8 NOVEMBER 2024**