



KENYATAAN MEDIA

KEMENTERIAN EKONOMI
JABATAN PERANGKAAAN MALAYSIA

Blok C6 & C7, Kompleks C,
Pusat Pentadbiran Kerajaan Persekutuan, Presint 1,
62514, Wilayah Persekutuan Putrajaya
No. Telefon : 03 - 8090 4681

INDEKS HARGA PENGELUAR (IHPR) PENGELUARAN TEMPATAN, MALAYSIA SEPTEMBER 2024

**Indeks Harga Pengeluar Malaysia turun 2.1 peratus pada September 2024,
penurunan kedua dicatatkan tahun ini selepas Januari 2024**

PUTRAJAYA, 28 Oktober 2024 – Indeks Harga Pengeluar Malaysia, yang mengukur perubahan harga barangan di peringkat pengeluar, turun 2.1 peratus pada September 2024, berbanding kenaikan 0.3 peratus pada bulan sebelumnya. Penurunan ini adalah kali kedua yang dicatatkan bagi tahun 2024 selepas kenaikan tujuh bulan berturut-turut. Ini dilaporkan dalam laporan bulanan terbaharu **INDEKS HARGA PENGELUAR (IHPR) PENGELUARAN TEMPATAN, SEPTEMBER 2024** oleh Jabatan Perangkaan Malaysia.

Ketua Perangkawan Malaysia, Dato' Sri Dr. Mohd Uzir Mahidin mengulas, "Penurunan IHPR Pengeluaran Tempatan pada September 2024 dipengaruhi terutamanya oleh sektor Perlombongan yang mencatatkan penurunan dua angka 16.1 peratus (Ogos 2024: -8.3%). Kedua-dua indeks Pengekstrakan petroleum mentah dan Pengekstrakan gas asli masing-masing turun sebanyak 18.6 peratus dan 7.9 peratus. Pada masa yang sama, sektor Pembuatan menguncup 1.5 peratus (Ogos 2024: 1.0%), disebabkan oleh indeks Pembuatan kok & produk petroleum bertapis (-18.7%). Sementara itu, sektor Pertanian, perhutanan & perikanan meningkat 5.8 peratus (Ogos 2024: 2.7%) dengan indeks Penanaman tanaman kekal mencatatkan peningkatan sebanyak 11.2 peratus. Bagi sektor utiliti, indeks Bekalan air meningkat 7.8 peratus, manakala indeks Bekalan elektrik & gas meningkat sebanyak 0.3 peratus."

Beliau menjelaskan lagi, "Pada asas bulanan, IHPR Pengeluaran Tempatan terus menurun sebanyak 1.5 peratus pada September 2024 (Ogos 2024: -0.9%). Sektor lain mencatatkan

penurunan kecuali sektor Pertanian, perhutanan & perikanan. Sektor tersebut meningkat 1.6 peratus (Ogos 2024: -2.7%) disumbangkan oleh indeks Penanaman tanaman kekal (2.2%). Walau bagaimanapun, sektor Perlombongan merosot sebanyak 3.4 peratus (Ogos 2024: -6.8%) dengan indeks Pengekstrakan petroleum mentah mencatatkan penurunan 5.9 peratus. Sementara itu, sektor Pembuatan terus turun 1.7 peratus (Ogos 2024: -0.2%) disebabkan oleh indeks Pembuatan kok & produk petroleum bertapis (-4.9%). Sektor Bekalan air juga turun 0.5 peratus dan Bekalan elektrik & gas merosot 0.3 peratus.”

Mengulas mengenai IHPR Pengeluaran Tempatan mengikut peringkat pemprosesan, Ketua Perangkawan Malaysia menyebut, “Indeks Barang siap meningkat 1.5 peratus (Ogos 2024: 3.5%) disumbangkan oleh indeks Kelengkapan modal (3.5%). Sementara itu, indeks Bahan mentah untuk diproseskan selanjutnya turun sebanyak 9.5 peratus (Ogos 2024: -3.5%), disebabkan oleh indeks Bahan bukan makanan (-11.3%). Indeks Bahan perantaraan, bekalan & komponen juga menurun 1.1 peratus (Ogos 2024: 0.2%) disebabkan oleh Bahan api yang diproses & pelincir (-11.0%).”

Pada asas bulanan, semua peringkat pemprosesan mencatatkan penurunan pada September 2024. Indeks Bahan mentah untuk diproseskan selanjutnya menurun 2.6 peratus, manakala indeks Barang siap merosot 1.8 peratus. Indeks Bahan perantaraan, bekalan & komponen pula turun 1.1 peratus.

Beliau turut menambah bahawa “IHPR Pengeluaran Tempatan mencatatkan penurunan perlahan 0.2 peratus pada suku ketiga 2024 berbanding 1.6 peratus pada suku kedua 2024, disebabkan terutamanya oleh sektor Perlombongan (-7.7%). Sebaliknya, sektor Pertanian, perhutanan & perikanan meningkat 4.0 peratus, manakala sektor Pembuatan meningkat 0.2 peratus. Sementara itu, Bekalan air dan Bekalan elektrik & gas masing-masing meningkat sebanyak 8.2 peratus dan 0.5 peratus. Manakala IHPR menyusut 1.6 peratus pada suku tahun ke suku tahun, berbanding 1.1 peratus pada suku kedua 2024 yang dikaitkan dengan semua sektor kecuali Bekalan air.”

Melihat kepada negara terpilih, indeks harga pengeluar Amerika Syarikat meningkat 1.8 peratus pada bulan ini, lebih perlahan daripada 1.9 peratus pada Ogos 2024. Indeks harga pengeluar Jepun terus meningkat 2.8 peratus, berbanding peningkatan 2.6 peratus pada bulan sebelumnya, disumbangkan oleh kos peralatan pengangkutan dan minuman & makanan. Harga kilang untuk barangan buatan United Kingdom turun 0.7 peratus, berbanding kenaikan 0.3 peratus pada bulan sebelumnya, disebabkan oleh

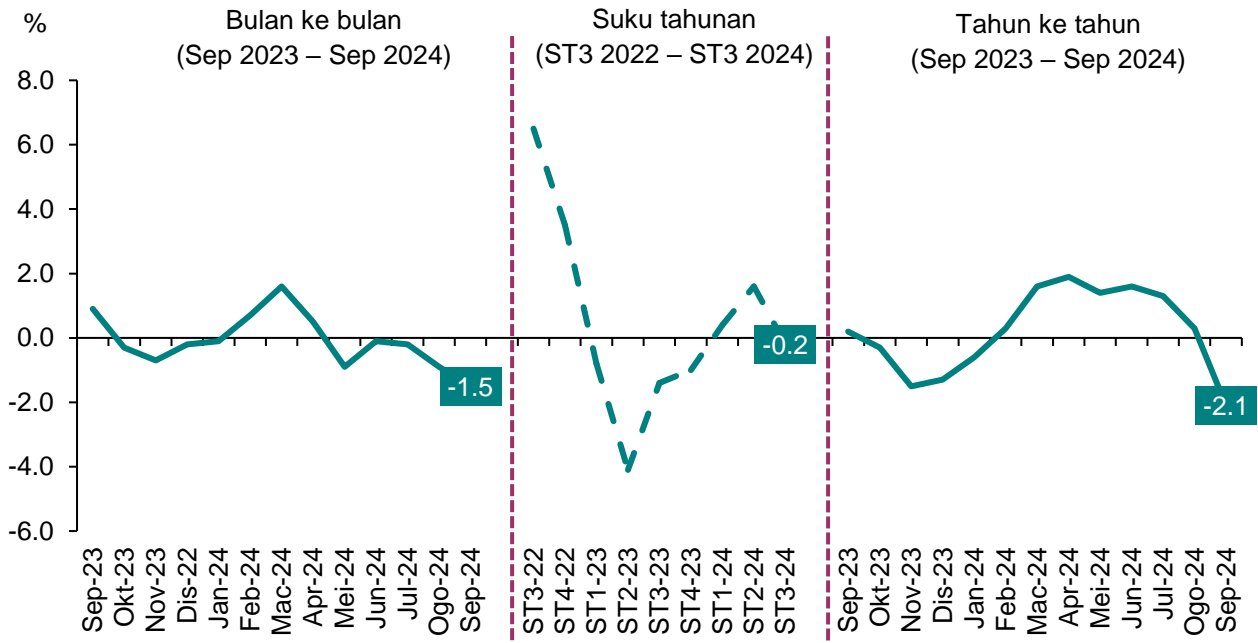
bahan kimia dan kertas & bahan bercetak. Sementara itu, harga pengeluar China merosot 2.8 peratus pada September 2024, lebih tinggi daripada penurunan 1.8 peratus pada Ogos 2024. Ini sebahagian besarnya disebabkan oleh kejatuhan dalam perlombongan dan bahan mentah.

Bercakap mengenai harga komoditi Malaysia yang terpilih, beliau turut menyatakan bahawa, “Harga minyak global kekal pada paras terendahnya iaitu USD74 sejak Disember 2021, berikutan semakan semula unjuran permintaan oleh Pertubuhan Negara Pengeksport Petroleum (*OPEC+*) pada tahun ini dan 2025. Penurunan harga ini disebabkan oleh prospek permintaan global yang lemah dan jangkaan lebih bekalan minyak. Tambahan pula, penerbitan ramalan *Energy Information Administration (EIA)* Amerika Syarikat menyumbang kepada penurunan berterusan harga minyak, dengan kebimbangan terhadap permintaan China yang terus mempengaruhi pasaran. Pada masa yang sama, Lembaga Minyak Sawit Malaysia (MPOB) mengunjurkan harga minyak sawit mentah kekal sekitar RM4,000 per tan menjelang akhir tahun. Walau bagaimanapun, terdapat potensi harga komoditi ini terus meningkat, didorong oleh penurunan dalam pengeluaran yang boleh menyebabkan bekalan dalam negara yang lebih rendah dan memberi kesan yang positif kepada harga.”

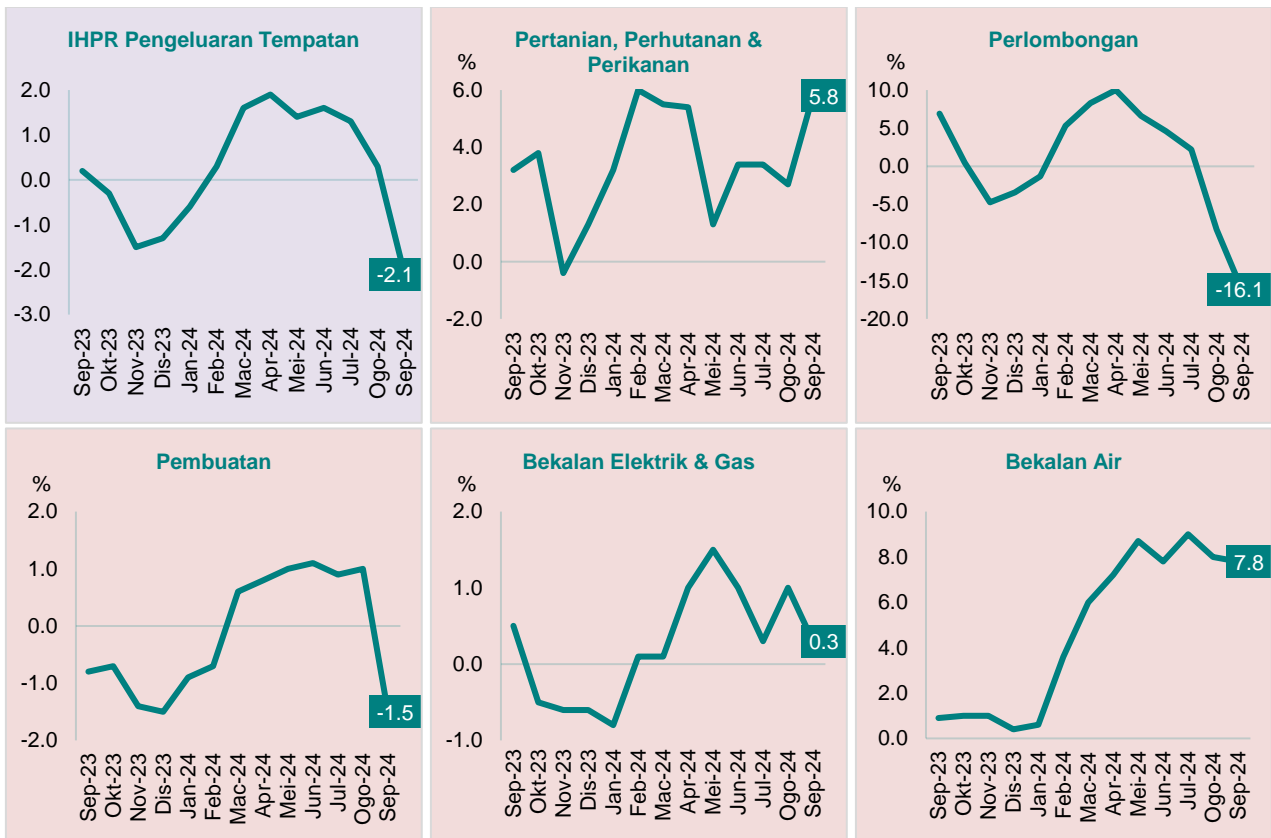
Jabatan Perangkaan Malaysia (DOSM) telah melancarkan OpenDOSM NextGen sebagai medium yang menyediakan katalog data dan visualisasi bagi memudahkan pengguna menganalisis pelbagai data dan boleh diakses melalui portal <https://open.dosm.gov.my>.

Kerajaan Malaysia telah mengisytiharkan Hari Statistik Negara (MyStats Day) pada 20 Oktober setiap tahun. Tema sambutan MyStats Day adalah “Statistik Nadi Kehidupan”. DOSM menyambut ulang tahun ke-75 Jubli Intan pada tahun 2024.

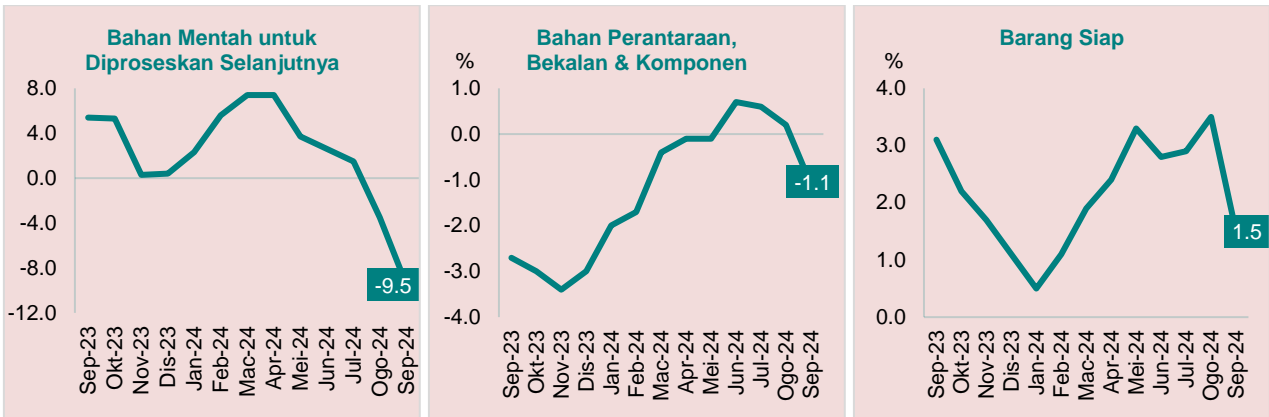
Carta 1: Peratus Perubahan Indeks Harga Pengeluar (IHPR) Pengeluaran Tempatan, Malaysia



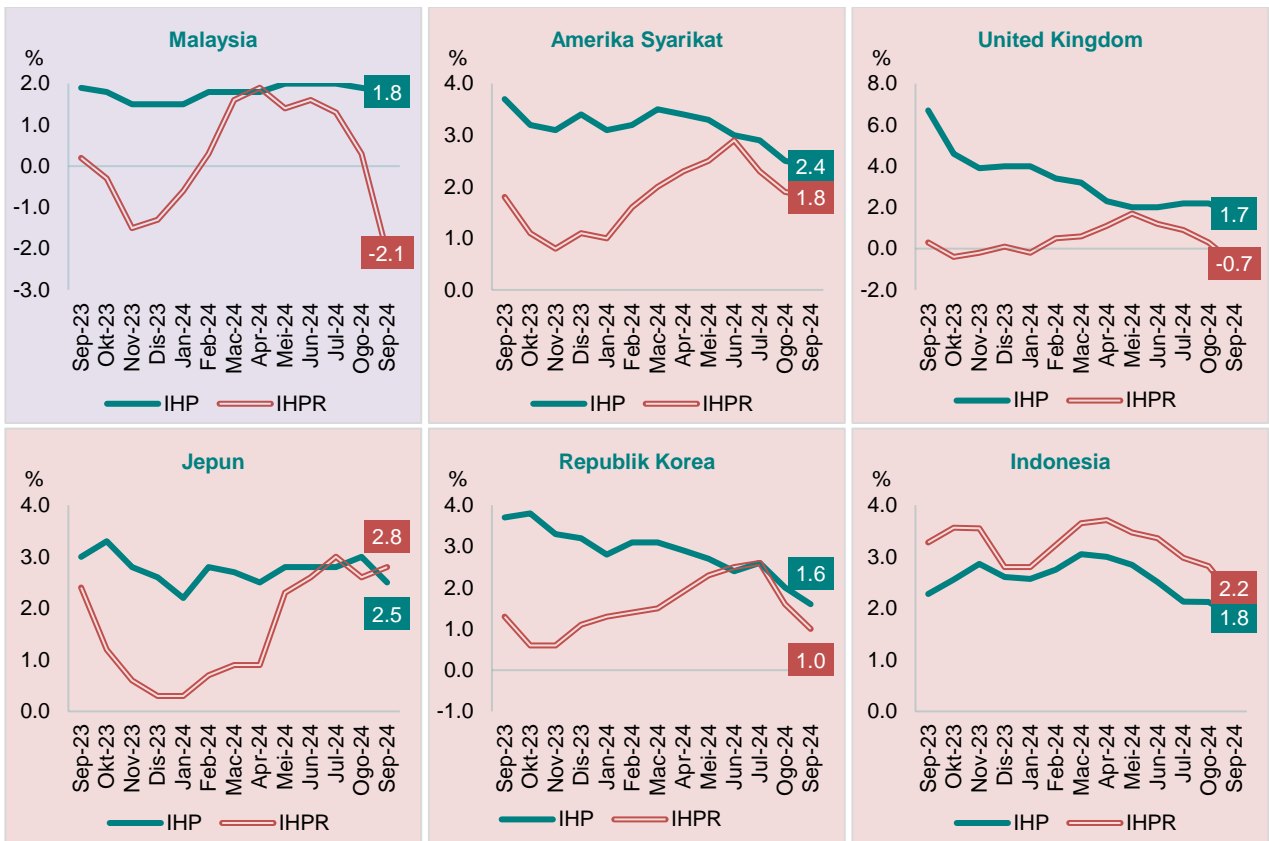
Carta 2: Peratus Perubahan Indeks Harga Pengeluar (IHPR) Pengeluaran Tempatan mengikut Sektor (Tahun ke Tahun), Malaysia



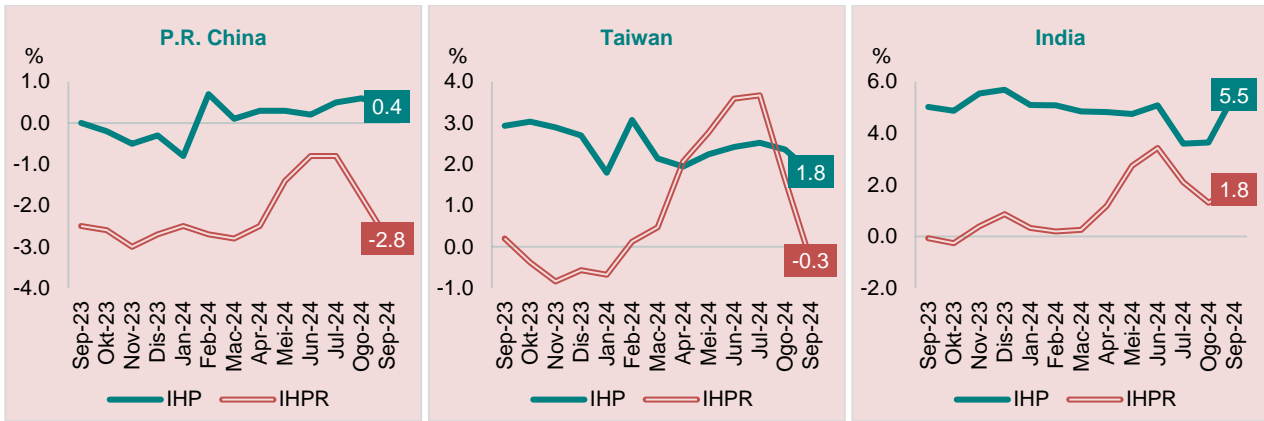
Carta 3: Peratus Perubahan Indeks Harga Pengeluar (IHPR) Pengeluaran Tempatan mengikut Peringkat Pemrosesan (Tahun ke Tahun), Malaysia



Carta 4: Peratus Perubahan Indeks Harga Pengguna (IHP) dan Indeks Harga Pengeluar (IHPR) bagi Negara-Negara Terpilih (Tahun ke Tahun)



Embargo : Hanya boleh diterbitkan atau disebarikan mulai jam 1200, Isnin, 28 Oktober 2024



Sumber: Laman web rasmi *National Statistical Offices (NSOs)* terpilih

Dikeluarkan oleh:

**PEJABAT KETUA PERANGKAWAN
JABATAN PERANGKAWAN MALAYSIA
28 OKTOBER 2024**



MEDIA STATEMENT

MINISTRY OF ECONOMY
DEPARTMENT OF STATISTICS MALAYSIA

Block C6 & C7, Complex C,
Federal Government Administrative Centre, Precinct 1,
62514, Federal Territory Putrajaya
Telephone no. : 03 - 8090 4681

PRODUCER PRICE INDEX (PPI) LOCAL PRODUCTION, MALAYSIA SEPTEMBER 2024

Malaysia's Producer Price Index went down by 2.1 per cent in September 2024, the second time decrease recorded this year after January 2024

PUTRAJAYA, 28th October 2024 – Malaysia's Producer Price Index, which measures the price changes of goods at the producer level, went down by 2.1 per cent in September 2024, as compared to a 0.3 per cent increase in the previous month. The decrease was the second time recorded for the year 2024 after a consecutive seven-month increase. This was reported today in the latest monthly report of **PRODUCER PRICE INDEX (PPI) LOCAL PRODUCTION, SEPTEMBER 2024** by the Department of Statistics Malaysia.

Chief Statistician Malaysia, Dato' Sri Dr. Mohd Uzir Mahidin commented, "The decrease in PPI Local Production for September 2024 was mainly affected by the Mining sector, which posted a double-digit decrease of 16.1 per cent (August 2024: -8.3%). The index of both Extraction of crude petroleum and Extraction of natural gas went down by 18.6 per cent and 7.9 per cent, respectively. At the same time, the Manufacturing sector contracted by 1.5 per cent (August 2024: 1.0%), attributed to the index of Manufacture of coke & refined petroleum products (-18.7%). Meanwhile, the Agriculture, forestry & fishing sector increased by 5.8 per cent (August 2024: 2.7%) with the Growing of perennial crops index recording an increase of 11.2 per cent. For utility sectors, the Water supply index edged up by 7.8 per cent, while the Electricity & gas supply index went up by 0.3 per cent."

He further explained, "On a monthly basis, PPI Local Production continued to decrease by 1.5 per cent in September 2024 (August 2024: -0.9%). Other sectors recorded a decrease except the Agriculture, forestry & fishing sector. The sector went up by 1.6 per cent

(August 2024: -2.7%) contributed by the Growing of perennial crops index (2.2%). However, the Mining sector declined by 3.4 per cent (August 2024: -6.8%) with the index of Extraction of crude petroleum recording a 5.9 per cent decrease. In the meantime, the Manufacturing sector continued to decrease by 1.7 per cent (August 2024: -0.2%) due to Manufacture of coke & refined petroleum products (-4.9%). Similarly, the Water supply sector went down by 0.5 per cent and the Electricity & gas supply declined 0.3 per cent.”

Commenting on the PPI Local Production by stage of processing, Chief Statistician Malaysia mentioned, “The Finished goods index went up 1.5 per cent (August 2024: 3.5%) contributed by the Capital equipment (3.5%) index. Meanwhile, the Crude materials for further processing index decreased by 9.5 per cent (August 2024: -3.5%), due to the Non-food materials index (-11.3%). The Intermediate materials, supplies & components index also went down by 1.1 per cent (August 2024: 0.2%) due to the Processed fuel & lubricants (-11.0%).”

On a monthly basis, all stages of processing recorded a decrease in September 2024. The Crude materials for further processing index decreased by 2.6 per cent, while the Finished goods index declined by 1.8 per cent. The Intermediate materials, supplies & components index also went down by 1.1 per cent.

He also added that “PPI Local Production recorded a marginal decrease of 0.2 per cent in the third quarter of 2024 as compared to 1.6 per cent in the second quarter of 2024, mainly attributed to the Mining sector (-7.7%). Conversely, the Agriculture, forestry & fisheries sector increased by 4.0 per cent, while the Manufacturing sector inched up by 0.2 per cent. In the meantime, Water supply and Electricity & gas supply increased by 8.2 per cent and 0.5 per cent, respectively. Meanwhile, PPI shrank by 1.6 per cent on a quarter-on-quarter basis, as compared to 1.1 per cent in the second quarter of 2024 attributed to all sectors except the Water supply.”

Looking at selected countries, the United States producer price index went up by 1.8 per cent this month, slower than 1.9 per cent in August 2024. Japan’s producer price index continued to rise 2.8 per cent, as compared to an increase of 2.6 per cent in the previous month, contributed by the cost of transport equipment and beverages & foods. Factory prices for United Kingdom-made goods fell by 0.7 per cent, from a 0.3 per cent increase in the previous month, due to the chemicals and paper & printed materials. Meanwhile, China’s producer prices declined by 2.8 per cent in September 2024, steeper

than a 1.8 per cent decline in August 2024. This was largely due to falls in mining and raw materials.

Speaking about Malaysia's current selected commodity prices, he further mentioned that, "Global oil prices settled at their lowest level of USD74 since December 2021, following a revision in the demand forecast by the Organisation of the Petroleum Exporting Countries (OPEC+) for both this year and 2025. The decline in prices was attributed to a weakening outlook for global demand and an expectation of an oil surplus. Furthermore, the release of the U.S. Energy Information Administration (EIA) forecast contributed to the continued decline in oil prices, as concerns over China's demand continued to influence the market. Concurrently, the Malaysian Palm Oil Board (MPOB) has projected that the price of crude palm oil will remain around RM4,000 per tonne by the year's end. However, there is potential for the price of this commodity to increase further, driven by a decrease in production which could lead to lower stock levels within the country and positively affecting prices."

The Department of Statistics Malaysia (DOSM) has launched OpenDOSM NextGen as a medium that provides data catalogue and visualisations to facilitate users' analysis and can be accessed through <https://open.dosm.gov.my>.

The Government of Malaysia has declared National Statistics Day (MyStats Day) on October 20th each year. MyStats Day theme is "Statistics is the Essence of Life". DOSM commemorates its 75th Diamond Jubilee in 2024.

Chart 1: Percentage Change of Producer Price Index (PPI) Local Production, Malaysia

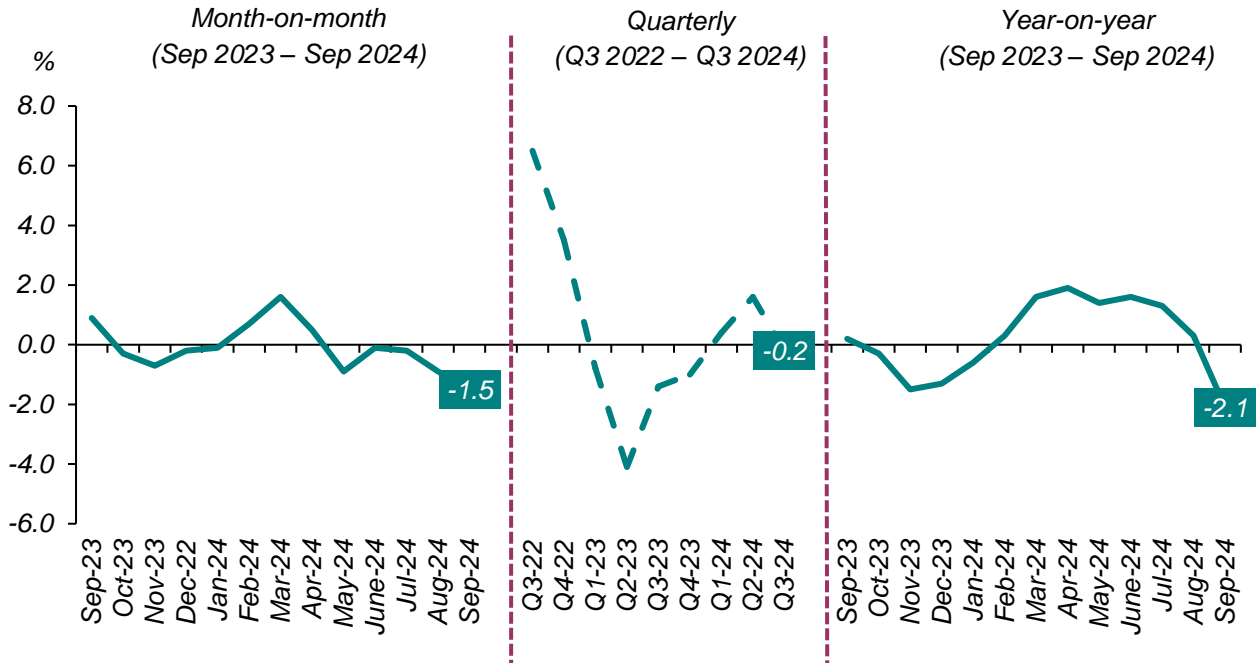


Chart 2: Percentage Change of Producer Price Index (PPI) Local Production by Sector (Year-on-Year), Malaysia

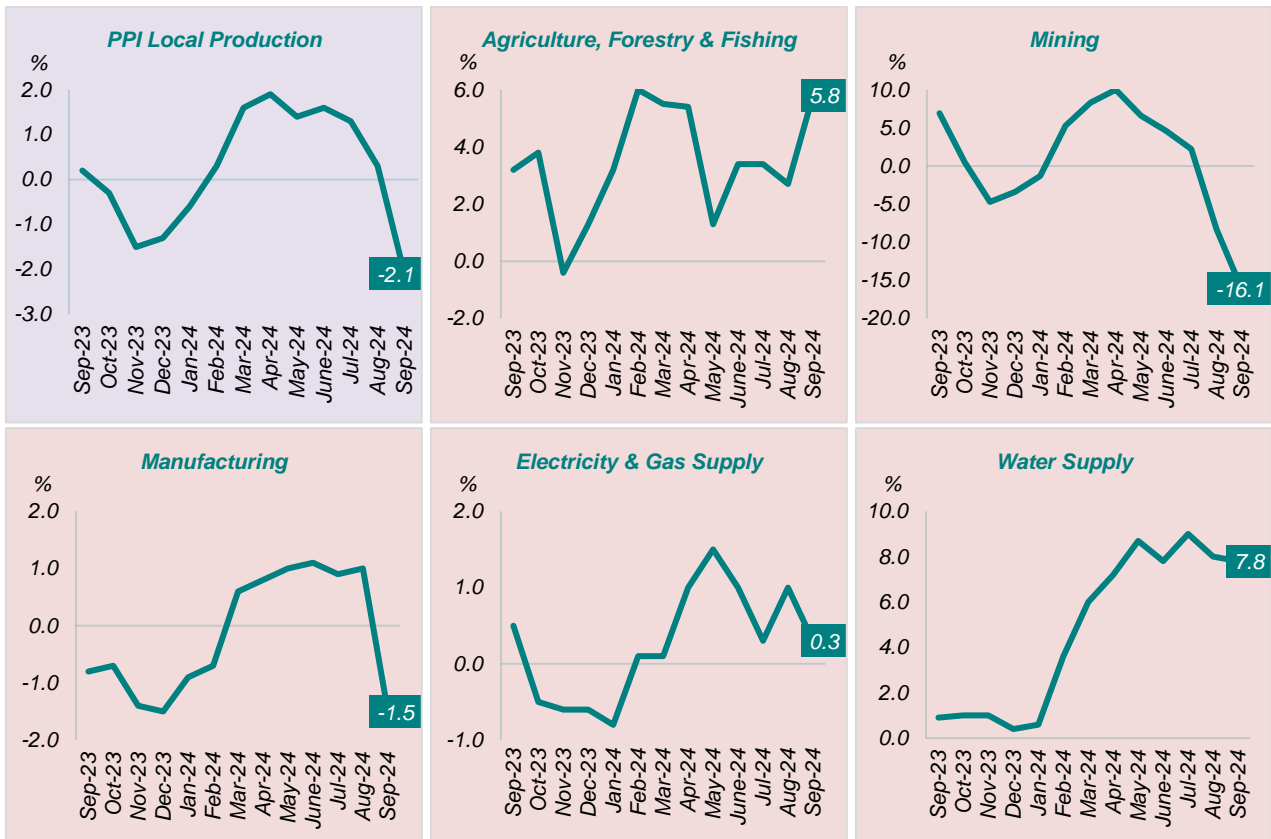


Chart 3: Percentage Change of Producer Price Index (PPI) Local Production by Stage of Processing (Year-on-Year), Malaysia

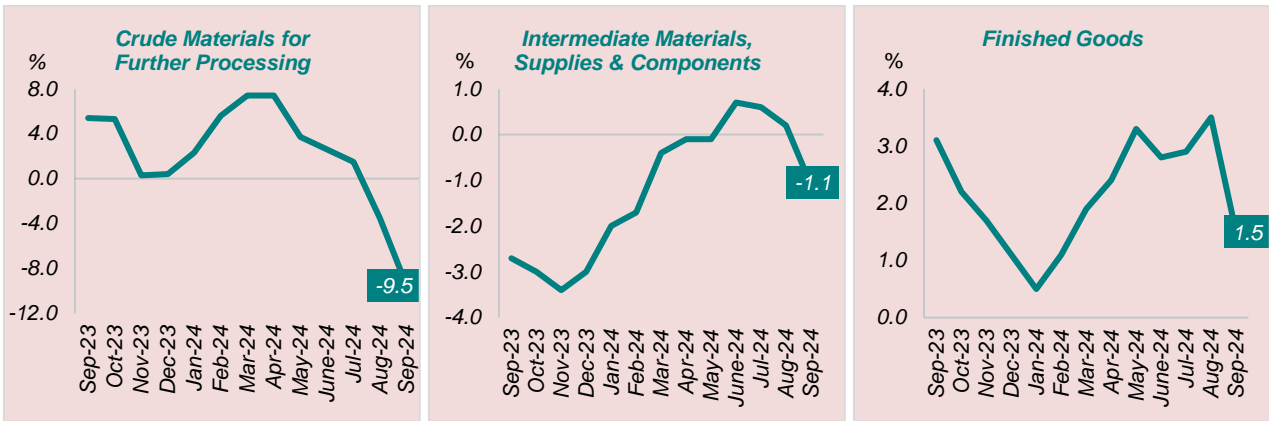
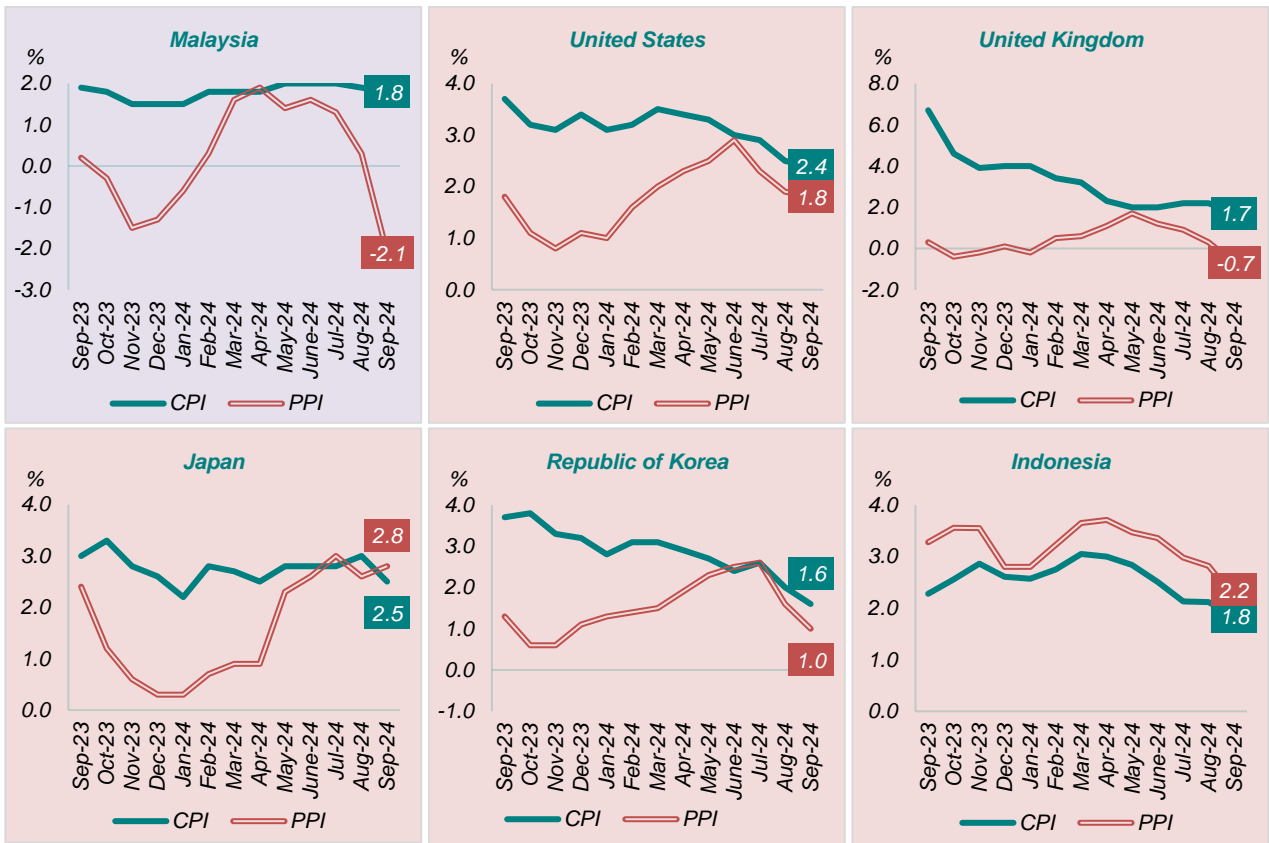
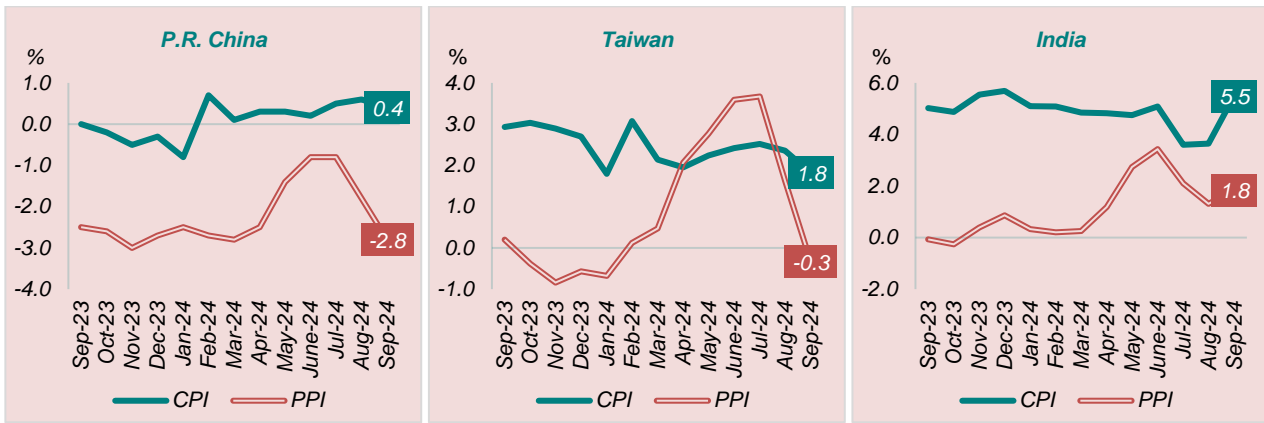


Chart 4: Percentage Change of Consumer Price Index (CPI) and Producer Price Index (PPI) of Selected Countries (Year-on-Year)





Source: Official websites of selected National Statistical Offices (NSOs)

Released by:

**THE OFFICE OF CHIEF STATISTICIAN MALAYSIA
DEPARTMENT OF STATISTICS MALAYSIA
28th OCTOBER 2024**