



KEMENTERIAN EKONOMI  
JABATAN PERANGKAAAN MALAYSIA

# PERANGKAAAN GETAH BULANAN MONTHLY RUBBER STATISTICS

SEPTEMBER / *SEPTEMBER* **2024**



**JABATAN PERANGKAAAN MALAYSIA**  
*DEPARTMENT OF STATISTICS MALAYSIA*





KEMENTERIAN EKONOMI  
JABATAN PERANGKAAN MALAYSIA

# SEPTEMBER 2024

## *SEPTEMBER* 2024

### PERANGKAAN GETAH BULANAN

#### *MONTHLY RUBBER STATISTICS*

#### **Pemakluman**

Jabatan Perangkaan Malaysia (DOSM) telah melancarkan OpenDOSM NextGen sebagai medium yang menyediakan katalog data dan visualisasi bagi memudahkan pengguna menganalisis pelbagai data dan boleh diakses melalui portal <https://open.dosm.gov.my>.

DOSM sedang menjalankan Banci Pertanian 2024. Sila layari <https://www.myagricencus.gov.my/> untuk maklumat lanjut. Tema adalah "Banci Pertanian, Kunci Kemajuan Pertanian."

Kerajaan Malaysia telah mengisytiharkan Hari Statistik Negara (MyStats Day) pada 20 Oktober setiap tahun. Tema sambutan MyStats Day adalah "Statistik Nadi Kehidupan". DOSM menyambut ulang tahun ke 75 Jubli Intan pada tahun 2024.

#### ***Announcement***

*Department of Statistics Malaysia (DOSM) has launched OpenDOSM NextGen as a medium that provides a catalog of data and visualisations to facilitate users' analysis various data and can be accessed through <https://open.dosm.gov.my>.*

*(DOSM) is conducting the Agriculture Census 2024. Please visit <https://www.myagricencus.gov.my/> for more information. The theme is "Agriculture Census, Key to Agriculture Development."*

*The Government of Malaysia has declared National Statistics Day (MyStats Day) on October 20th each year. MyStats Day theme is "Statistics is the Essence of Life". DOSM commemorates its 75<sup>th</sup> Diamond Jubilee in 2024.*

**JABATAN PERANGKAAN MALAYSIA**  
DEPARTMENT OF STATISTICS MALAYSIA

Diterbitkan dan dicetak oleh / *Published and printed by:*

**Jabatan Perangkaan Malaysia**  
**Department of Statistics Malaysia**

Blok C6 & C7, Kompleks C,  
Pusat Pentadbiran Kerajaan Persekutuan,  
62514 Putrajaya,  
**MALAYSIA**

Tel. : 03-8885 7000  
Faks : 03-8888 9248  
Portal : <https://www.dosm.gov.my>  
Facebook / X / Instagram/ Youtube : StatsMalaysia  
E-mel / *E-mail* : info@dosm.gov.my (pertanyaan umum / *general enquiries*)  
data@dosm.gov.my (pertanyaan & permintaan data / *data request & enquiries*)  
Harga / *Price* : RM5.00

Diterbitkan pada November 2024/ *Published on November 2024*

**Hakcipta terpelihara / All rights reserved.**

Tiada bahagian daripada terbitan ini boleh diterbitkan semula, disimpan untuk pengeluaran atau ditukar dalam apa-apa bentuk atau alat apa jua pun kecuali setelah mendapat kebenaran daripada Jabatan Perangkaan Malaysia.

Pengguna yang mengeluarkan sebarang maklumat dari terbitan ini sama ada yang asal atau diolah semula hendaklah meletakkan kenyataan berikut:

“Sumber : Jabatan Perangkaan Malaysia”.

*No part of this publication may be reproduced or distributed in any form or by any means or stored in data base without the prior written permission from Department of Statistics, Malaysia. Users reproducing content of this publication with or without adaptation should quote the following:*

“Source : Department of Statistics, Malaysia.”

**ISSN 0127 - 6778**

## KATA PENGANTAR

Perangkaan Getah Bulanan, Malaysia, September 2024 merupakan penerbitan bulanan yang memaparkan statistik pengeluaran, import, eksport, penggunaan domestik, stok, harga, bilangan pekerja, gaji & upah dan produktiviti bagi estet getah berdasarkan Banci Getah Bulanan yang dilaksanakan oleh Jabatan Perangkaan Malaysia. Statistik ini merupakan petunjuk penting untuk dijadikan sebagai input yang bermanfaat kepada penyelidik, agensi kerajaan dan pembuat dasar bagi merancang, memantau serta menilai prestasi industri getah di Malaysia.

Ringkasan penemuan serta jadual statistik yang terperinci turut dimuatkan dalam penerbitan ini manakala aspek teknikal seperti skop & liputan, konsep dan definisi dinyatakan dalam nota teknikal bagi membantu pengguna memahami statistik yang diterbitkan.

Jabatan merakamkan setinggi-tinggi penghargaan atas kerjasama yang diberikan oleh responden dan juga semua pihak yang telah terlibat dalam penyediaan penerbitan ini. Setiap maklum balas dan cadangan penambahbaikan penerbitan pada masa akan datang amat dihargai.

**DATO' SRI DR. MOHD UZIR MAHIDIN**

Ketua Perangkawan Malaysia

November 2024

## **PREFACE**

*Monthly Rubber Statistics, Malaysia, September 2024 is a monthly publication that shows statistics on production, imports, exports, domestic consumption, stocks, prices, number of employees, salaries & wages and productivity of rubber estates based on Monthly Rubber Census conducted by the Department of Statistics Malaysia. These statistics are important indicators as invaluable inputs to researches, government agencies and policy makers in planning, monitoring and evaluating the performance of rubber industry in Malaysia.*

*Summary of findings and detailed statistical tables are also included in this publication while the technical aspects on scope & coverage, concepts and definitions are stated in the technical notes to assist users to understand the published statistics.*

*The Department gratefully acknowledges the cooperation rendered by the respondents as well as all parties involved in the preparation of this publication. Every feedback and suggestion towards improving future publication is highly appreciated.*

**DATO' SRI DR. MOHD UZIR MAHIDIN**

*Chief Statistician Malaysia*

*November 2024*

# KANDUNGAN

## CONTENTS

|                                                                                                                                                                                                                 | <b>Muka surat</b><br><i>Page</i> |
|-----------------------------------------------------------------------------------------------------------------------------------------------------------------------------------------------------------------|----------------------------------|
| <b>Kata pengantar</b><br><i>Preface</i>                                                                                                                                                                         | i                                |
| <b>Senarai jadual statistik</b><br><i>List of statistical tables</i>                                                                                                                                            | iv                               |
| <b>Kalendar awalan keluaran 2023/2024</b><br><i>Advance release calendar 2023/2024</i>                                                                                                                          | v                                |
| <b>Infografik</b><br><i>Infographics</i>                                                                                                                                                                        | viii                             |
| <b>Pengeluaran getah asli mengikut negara pengeluar, 2020-2024</b><br><i>Production of natural rubber by producing countries, 2020-2024</i>                                                                     | xii                              |
| <b>Perangkaan getah mengikut negara pengeluar, Ogos 2024</b><br><i>Rubber statistics by producing countries, August 2024</i>                                                                                    | xii                              |
| <b>Perangkaan utama getah, Malaysia, Ogos 2024</b><br><i>Principal statistics of rubber, Malaysia, August 2024</i>                                                                                              | xvi                              |
| <b>Pengeluaran, eksport, import, penggunaan domestik dan stok bulanan bagi getah asli 2022-2024</b><br><i>Monthly production, exports, imports, domestic consumption and stocks of natural rubber 2022-2024</i> | xvi                              |
| <b>Ringkasan penemuan</b><br><i>Summary of findings</i>                                                                                                                                                         | 1                                |
| <b>Jadual statistik suku tahun</b><br><i>Statistical tables</i>                                                                                                                                                 | 15                               |
| <b>Jadual statistik</b><br><i>Quarterly Statistical tables</i>                                                                                                                                                  | 31                               |
| <b>Nota teknikal</b><br><i>Technical notes</i>                                                                                                                                                                  | 37                               |

## SENARAI JADUAL STATISTIK LIST OF STATISTICAL TABLES

| Jadual<br><i>Tables</i>                                                                                                                                                                                    | Muka surat<br><i>Page</i> |
|------------------------------------------------------------------------------------------------------------------------------------------------------------------------------------------------------------|---------------------------|
| 1 <b>Penawaran dan permintaan getah asli</b><br><i>Supply and demand of natural rubber</i>                                                                                                                 | 15                        |
| 2 <b>Pengeluaran getah asli mengikut hak milik</b><br><i>Production of natural rubber by ownership</i>                                                                                                     | 16                        |
| 3 <b>Eksport getah asli mengikut jenis terpilih</b><br><i>Exports of natural rubber by selected type</i>                                                                                                   | 17                        |
| 4 <b>Eksport getah asli mengikut negara yang dituju</b><br><i>Exports of natural rubber by country of destination</i>                                                                                      | 18                        |
| 5 <b>Eksport Getah Mutu Malaysia (G.M.M.) mengikut gred</b><br><i>Exports of Standard Malaysian Rubber (S.M.R.) by grade</i>                                                                               | 20                        |
| 6 <b>Import getah asli mengikut jenis terpilih</b><br><i>Imports of natural rubber by selected type</i>                                                                                                    | 21                        |
| 7 <b>Import getah asli mengikut negara asal</b><br><i>Imports of natural rubber by country of origin</i>                                                                                                   | 22                        |
| 8 <b>Stok getah asli pada akhir bulan mengikut banci</b><br><i>Stocks of natural rubber held at the end of the month by census</i>                                                                         | 23                        |
| 9 <b>Pengeluaran dan stok lateks pekat</b><br><i>Production and stocks of Concentrated Latex</i>                                                                                                           |                           |
| 10 <b>Penggunaan domestik getah asli mengikut industri</b><br><i>Domestic consumption of natural rubber by industry</i>                                                                                    | 24                        |
| 11 <b>Harga purata bulanan bagi getah asli</b><br><i>Average monthly price of natural rubber</i>                                                                                                           | 25                        |
| 12 <b>Guna tenaga dan gaji &amp; upah dibayar mengikut kategori pekerja di estet getah</b><br><i>Employment and salaries &amp; wages paid in rubber estates by category of workers</i>                     | 26                        |
| 13 <b>Produktiviti pengeluaran dan penoreh bagi estet getah</b><br><i>Productivity of production and tappers in rubber estates</i>                                                                         | 27                        |
| 14 <b>Pengeluaran, keluasan ditoreh dan purata bilangan hari menoreh bagi estet getah mengikut negeri</b><br><i>Production, tapped area and average number of tapping days in rubber estates by states</i> | 28                        |
| 15 <b>Penawaran dan permintaan getah asli, mengikut suku tahun</b><br><i>Supply and demand of natural rubber by quarter</i>                                                                                | 30                        |
| 16 <b>Eksport getah asli mengikut negara yang dituju, mengikut suku tahun</b><br><i>Exports of natural rubber by country of destination by quarter</i>                                                     | 31                        |
| 17 <b>Import getah asli mengikut negara asal, mengikut suku tahun</b><br><i>Imports of natural rubber by country of origin by quarter</i>                                                                  | 32                        |
| 18 <b>Penggunaan domestik getah asli mengikut industri, mengikut suku tahun</b><br><i>Domestic consumption of natural rubber by industry by quarter</i>                                                    | 33                        |



**KALENDAR AWALAN KELUARAN 2023/2024**  
*ADVANCE RELEASE CALENDAR 2023/2024*

|                                                                                                             |                                                                                                               |                                                                                                           |
|-------------------------------------------------------------------------------------------------------------|---------------------------------------------------------------------------------------------------------------|-----------------------------------------------------------------------------------------------------------|
| <p>Tarikh Keluaran<br/>Release Date</p> <p>• 12.01.2024</p> <p><b>November</b><br/><i>November</i> 2023</p> | <p>Tarikh Keluaran<br/>Release Date</p> <p>• 9.02.2024</p> <p><b>Disember</b><br/><i>December</i> 2023</p>    | <p>Tarikh Keluaran<br/>Release Date</p> <p>• 12.03.2024</p> <p><b>Januari</b><br/><i>January</i> 2024</p> |
| <p>Tarikh Keluaran<br/>Release Date</p> <p>• 5.04.2024</p> <p><b>Februari</b><br/><i>February</i> 2024</p>  | <p>Tarikh Keluaran<br/>Release Date</p> <p>• 13.05.2024</p> <p><b>Mac</b><br/><i>March</i> 2024</p>           | <p>Tarikh Keluaran<br/>Release Date</p> <p>• 11.06.2024</p> <p><b>April</b><br/><i>April</i> 2024</p>     |
| <p>Tarikh Keluaran<br/>Release Date</p> <p>• 12.07.2024</p> <p><b>Mei</b><br/><i>May</i> 2024</p>           | <p>Tarikh Keluaran<br/>Release Date</p> <p>• 12.08.2024</p> <p><b>Jun</b><br/><i>June</i> 2024</p>            | <p>Tarikh Keluaran<br/>Release Date</p> <p>• 11.09.2023</p> <p><b>Julai</b><br/><i>July</i> 2024</p>      |
| <p>Tarikh Keluaran<br/>Release Date</p> <p>• 10.10.2024</p> <p><b>Ogos</b><br/><i>August</i> 2024</p>       | <p>Tarikh Keluaran<br/>Release Date</p> <p>• 12.11.2024</p> <p><b>September</b><br/><i>September</i> 2024</p> | <p>Tarikh Keluaran<br/>Release Date</p> <p>• 12.12.2024</p> <p><b>Oktober</b><br/><i>October</i> 2024</p> |

**Muka surat ini sengaja dibiarkan kosong**  
*This page is deliberately left blank*



**INFOGRAFIK**

*INFOGRAPHICS*





KEMENTERIAN EKONOMI  
JABATAN PERANGKAAAN MALAYSIA



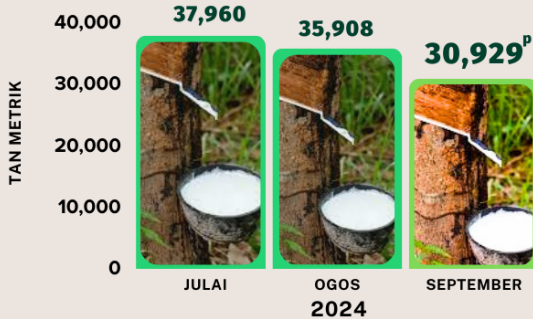
@StatsMalaysia




# PERANGKAAAN GETAH BULANAN, SEPTEMBER 2024

## PENGELUARAN GETAH ASLI

▼ 13.9%



## HARGA PURATA (sen/kg)



G.M.M. 20

SEPTEMBER 2024: 820.93 ▲ 5.1%  
OGOS 2024: 781.43

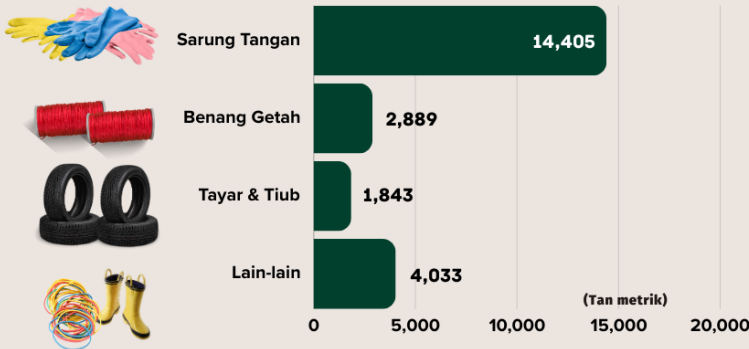


Lateks Pekat

SEPTEMBER 2024: 679.65 ▲ 7.2%  
OGOS 2024: 634.07

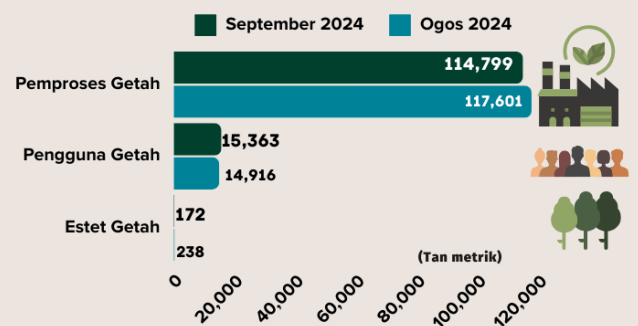
## PENGGUNAAN DOMESTIK

SEPTEMBER 2024: 23,169<sup>P</sup> tan metrik ▲ 6.0%  
OGOS 2024: 21,681 tan metrik



## STOK

SEPTEMBER 2024: 130,608<sup>P</sup> tan metrik ▼ 1.6%  
OGOS 2024: 132,755 tan metrik



## IMPORT

SEPTEMBER 2024: 67,829<sup>P</sup> tan metrik ▼ 12.8%  
OGOS 2024: 76,535 tan metrik

## EKSPORT

SEPTEMBER 2024: 39,915<sup>P</sup> tan metrik ▼ 30.6%  
OGOS 2024: 57,482 tan metrik

1  
  
Thailand  
36.9%

2  
  
Ghana  
14.9%

3  
  
Filipina  
13.1%

Negara Utama

3  
  
Jerman  
11.7%

2  
  
Emiriah Arab  
Bersatu  
15.6%

1  
  
P.R. China  
32.1%

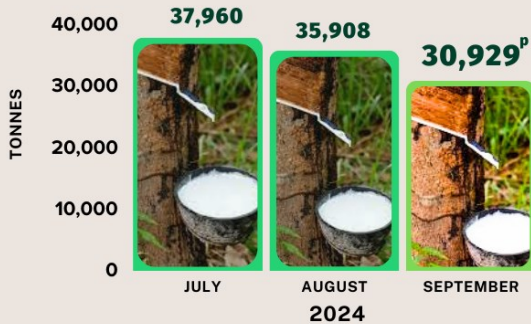
Nota : ▲ ▼ perubahan bulan ke bulan : P = Data awalan : G.M.M. = Getah Mutu Malaysia

Sumber: Perangkaan Getah Bulanan September 2024, Jabatan Perangkaan Malaysia (DOSM)



# MONTHLY RUBBER STATISTICS, SEPTEMBER 2024

## PRODUCTION of NATURAL RUBBER ▼ 13.9%



## AVERAGE PRICE (cent/kg)



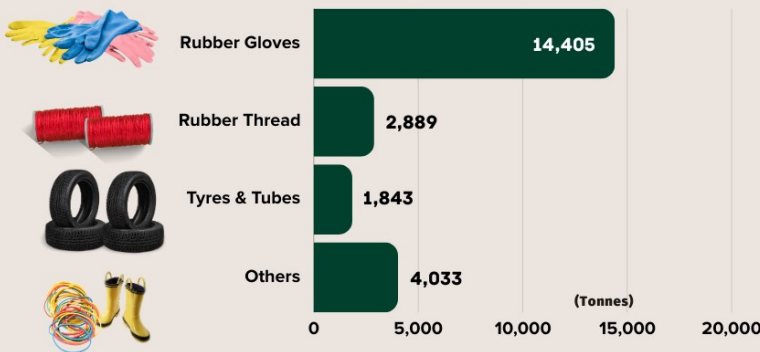
**S.M.R. 20**  
SEPTEMBER 2024: 820.93 ▲ 5.1%  
AUGUST 2024: 781.43



**Concentrated Latex**  
SEPTEMBER 2024: 679.65 ▲ 7.2%  
AUGUST 2024: 634.07

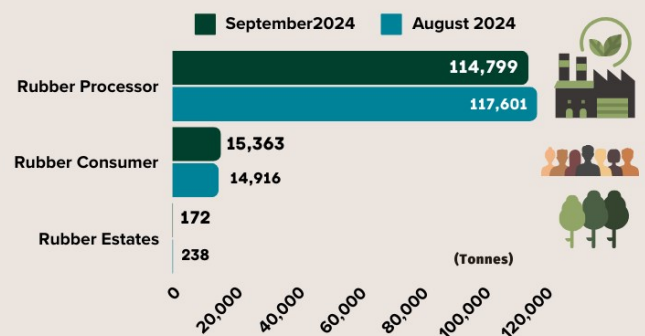
## DOMESTIC CONSUMPTION

SEPTEMBER 2024: 23,169<sup>P</sup> tonnes ▲ 6.0%  
AUGUST 2024: 21,861 tonnes




## STOCKS

SEPTEMBER 2024: 130,608<sup>P</sup> tonnes ▼ 1.6%  
AUGUST 2024: 132,755 tonnes




## IMPORTS

SEPTEMBER 2024: 67,829<sup>P</sup> tonnes ▼ 12.8%  
AUGUST 2024: 76,535 tonnes



## EXPORTS

SEPTEMBER 2024: 39,915<sup>P</sup> tonnes ▼ 30.6%  
AUGUST 2024: 57,482 tonnes



Main countries

Note : ▲ ▼ change month on month : P = Preliminary : S.M.R = Standard Malaysian Rubber

Source: Monthly Rubber Statistics September 2024, Department of Statistics Malaysia (DOSM)

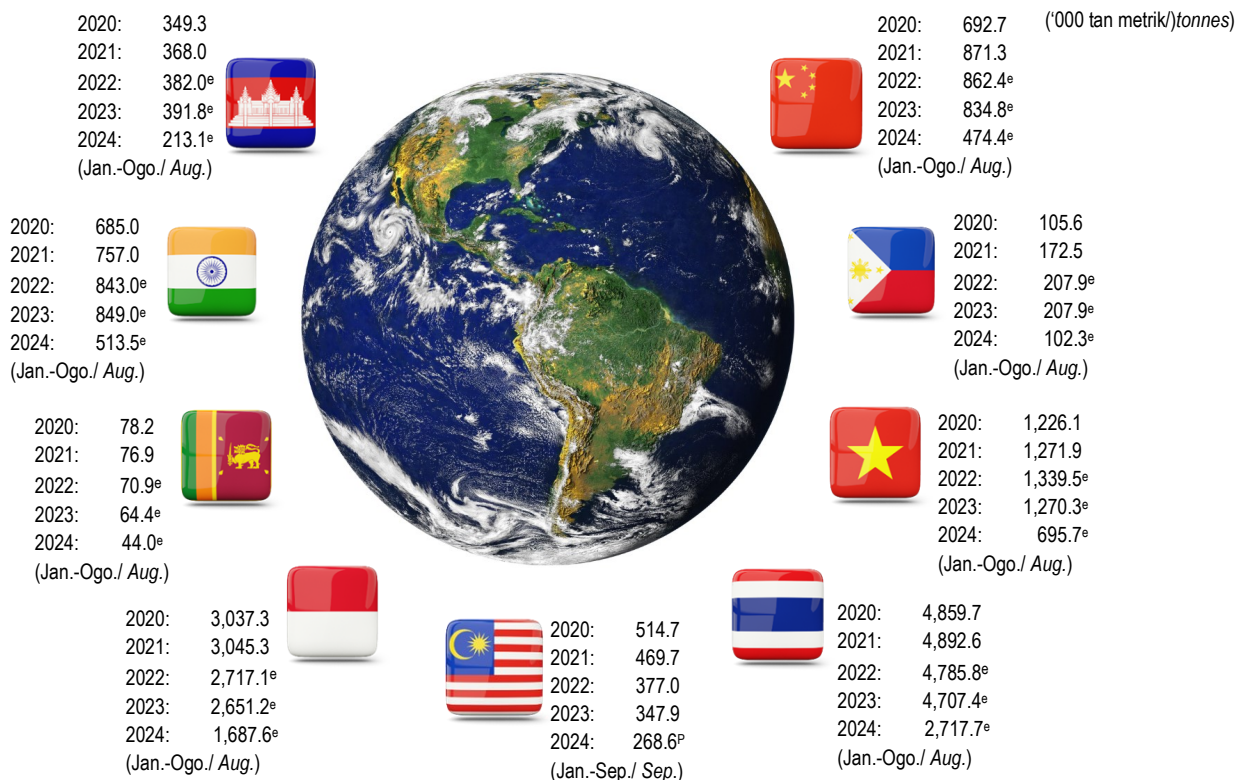


**NEGARA PENGELUAR GETAH ASLI**  
*PRODUCING COUNTRIES OF*  
*NATURAL RUBBER*





## PENGELUARAN GETAH ASLI MENGIKUT NEGARA PENGELUAR\*, 2020-2024 PRODUCTION OF NATURAL RUBBER BY PRODUCING COUNTRIES\*, 2020-2024



Nota/Notes:

\* Association of Natural Rubber Producing Countries (ANRPC)

<sup>P</sup>: Awalan/ Provisional

<sup>e</sup>: Anggaran / Estimate

Sumber: Kementerian Perladangan dan Komoditi

Source: Ministry of Plantation and Commodities

## PERANGKAPAN GETAH MENGIKUT NEGARA PENGELUAR\*, SEPTEMBER 2024 RUBBER STATISTICS BY PRODUCING COUNTRIES\*, SEPTEMBER 2024

('000 tan metrik/tonnes)

| Negara<br>Country         | Pengeluaran<br>Production | Penggunaan<br>Consumption | Eksport<br>Export  |
|---------------------------|---------------------------|---------------------------|--------------------|
| Kemboja**<br>Cambodia     | 40.4 <sup>e</sup>         | -                         | 33.7 <sup>e</sup>  |
| P.R.China**               | 98.0 <sup>e</sup>         | 610.0 <sup>e</sup>        | 7.7 <sup>e</sup>   |
| India**                   | 78.9 <sup>e</sup>         | 128.6 <sup>e</sup>        | 0.2 <sup>e</sup>   |
| Indonesia**               | 204.9 <sup>e</sup>        | 61.2 <sup>e</sup>         | 159.9 <sup>e</sup> |
| Malaysia                  | 30.9 <sup>P</sup>         | 21.5 <sup>P</sup>         | 57.5 <sup>P</sup>  |
| Filipina**<br>Philippines | 14.6 <sup>e</sup>         | 3.0 <sup>e</sup>          | 12.7 <sup>e</sup>  |
| Sri Lanka**               | 4.9 <sup>e</sup>          | 8.7 <sup>e</sup>          | 4.6 <sup>e</sup>   |
| Thailand**                | 475.0 <sup>e</sup>        | 93.6 <sup>e</sup>         | 340.4 <sup>e</sup> |
| Viet Nam**                | 141.0 <sup>e</sup>        | 37.0 <sup>e</sup>         | 210.0 <sup>e</sup> |

Nota/Notes:

\* Association of Natural Rubber Producing Countries (ANRPC)

\*\* Data bulan Ogos 2024/ Data for August 2024

<sup>P</sup>: Awalan / Provisional

<sup>e</sup>: Anggaran / Estimate

Sumber: Kementerian Perladangan dan Komoditi

Source: Ministry of Plantation and Commodities

**Muka surat ini sengaja dibiarkan kosong**  
*This page is deliberately left blank*



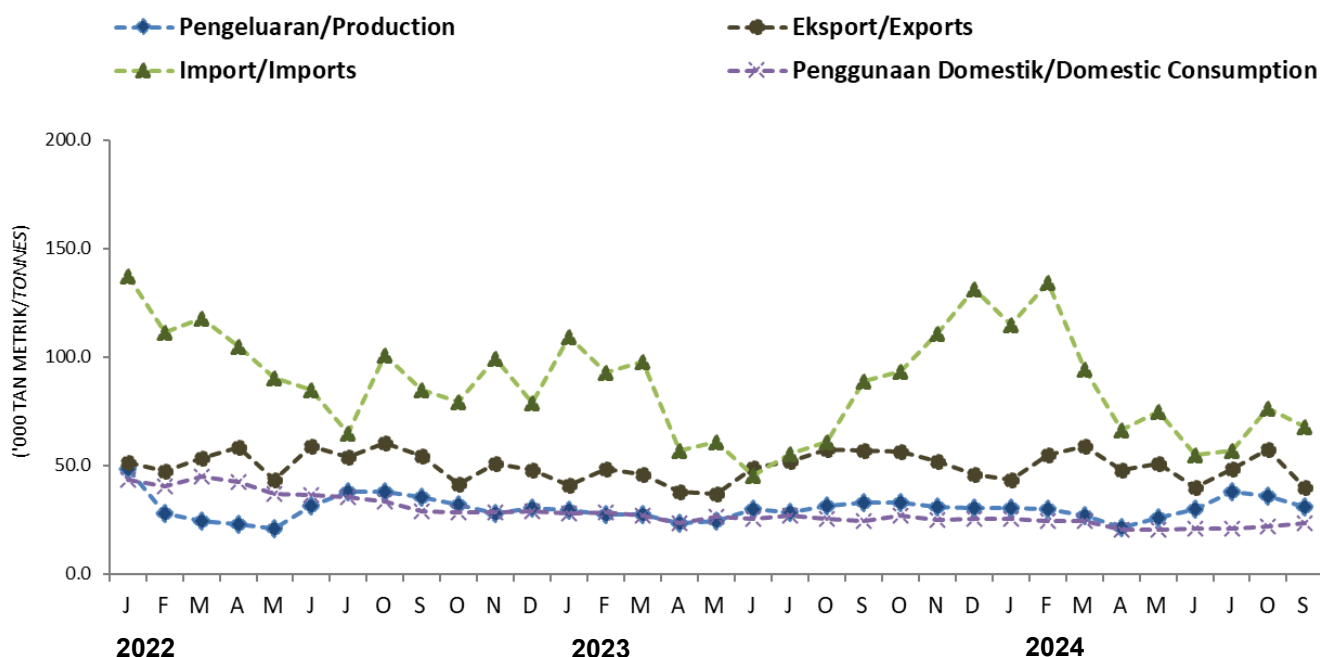
**PERANGKAAAN UTAMA GETAH**  
*PRINCIPAL STATISTICS OF RUBBER*



**PERANGKAAAN UTAMA GETAH, MALAYSIA, SEPTEMBER 2024**  
**PRINCIPAL STATISTICS OF RUBBER, MALAYSIA, SEPTEMBER 2024**

| Perangkaan Utama<br><i>Principal Statistics</i>                                           | Sep.<br>Sep.<br>2023 | Ogo.<br>Aug.<br>2024 | Sep.<br>Sep.<br>2024 | Perubahan<br>bulan ke bulan<br>Sep. 2024/Ogo. 2024<br><i>Change<br/>month-on-month<br/>Sep. 2024/Aug. 2024</i><br>(%) |         | Perubahan<br>tahun ke tahun<br>Sep. 2024/Sep. 2023<br><i>Change<br/>year-on-year<br/>Sep. 2024/Sep. 2023</i><br>(%) |  |
|-------------------------------------------------------------------------------------------|----------------------|----------------------|----------------------|-----------------------------------------------------------------------------------------------------------------------|---------|---------------------------------------------------------------------------------------------------------------------|--|
|                                                                                           |                      |                      |                      |                                                                                                                       |         |                                                                                                                     |  |
| Pengeluaran / <i>Production</i><br>(tan metrik / <i>tonnes</i> )                          | 32,757               | 35,908               | 30,929               | ▼ -13.9                                                                                                               | ▼ -5.6  |                                                                                                                     |  |
| Eksport / <i>Exports</i><br>(tan metrik / <i>tonnes</i> )                                 | 57,028               | 57,482               | 39,915               | ▼ -30.6                                                                                                               | ▼ -30.0 |                                                                                                                     |  |
| Import / <i>Imports</i><br>(tan metrik / <i>tonnes</i> )                                  | 88,837               | 76,535               | 67,829               | ▼ -11.4                                                                                                               | -23.6   |                                                                                                                     |  |
| Penggunaan domestik<br><i>Domestic consumption</i><br>(tan metrik / <i>tonnes</i> )       | 23,263               | 21,861               | 21,169               | ▲ 6.0                                                                                                                 | ▼ -4.5  |                                                                                                                     |  |
| Stok akhir / <i>Closing stocks</i><br>(tan metrik / <i>tonnes</i> )                       | 153,011              | 132,755              | 130,608              | ▼ -1.6                                                                                                                | ▼ -14.6 |                                                                                                                     |  |
| Bil. pekerja bergaji (estet)<br><i>Number of paid workers</i><br>( <i>estate</i> )        | 10,391               | 8,142                | 7,795                | ▼ -4.3                                                                                                                | ▼ -25.0 |                                                                                                                     |  |
| Gaji & upah (RM'000) (estet)<br><i>Salaries &amp; wages (RM'000)</i><br>( <i>estate</i> ) | 19,310               | 16,990               | 15,268               | ▼ -10.1                                                                                                               | ▼ -20.9 |                                                                                                                     |  |

**PENGELUARAN, EKSPORT, IMPORT, PENGGUNAAN DOMESTIK DAN  
STOK BULANAN BAGI GETAH ASLI 2022-2024**  
**MONTHLY PRODUCTION, EXPORTS, IMPORTS, DOMESTIC CONSUMPTION AND  
STOCK OF NATURAL RUBBER 2022-2024**



**Muka surat ini sengaja dibiarkan kosong**  
*This page is deliberately left blank*



**RINGKASAN PENEMUAN**  
*SUMMARY OF FINDINGS*



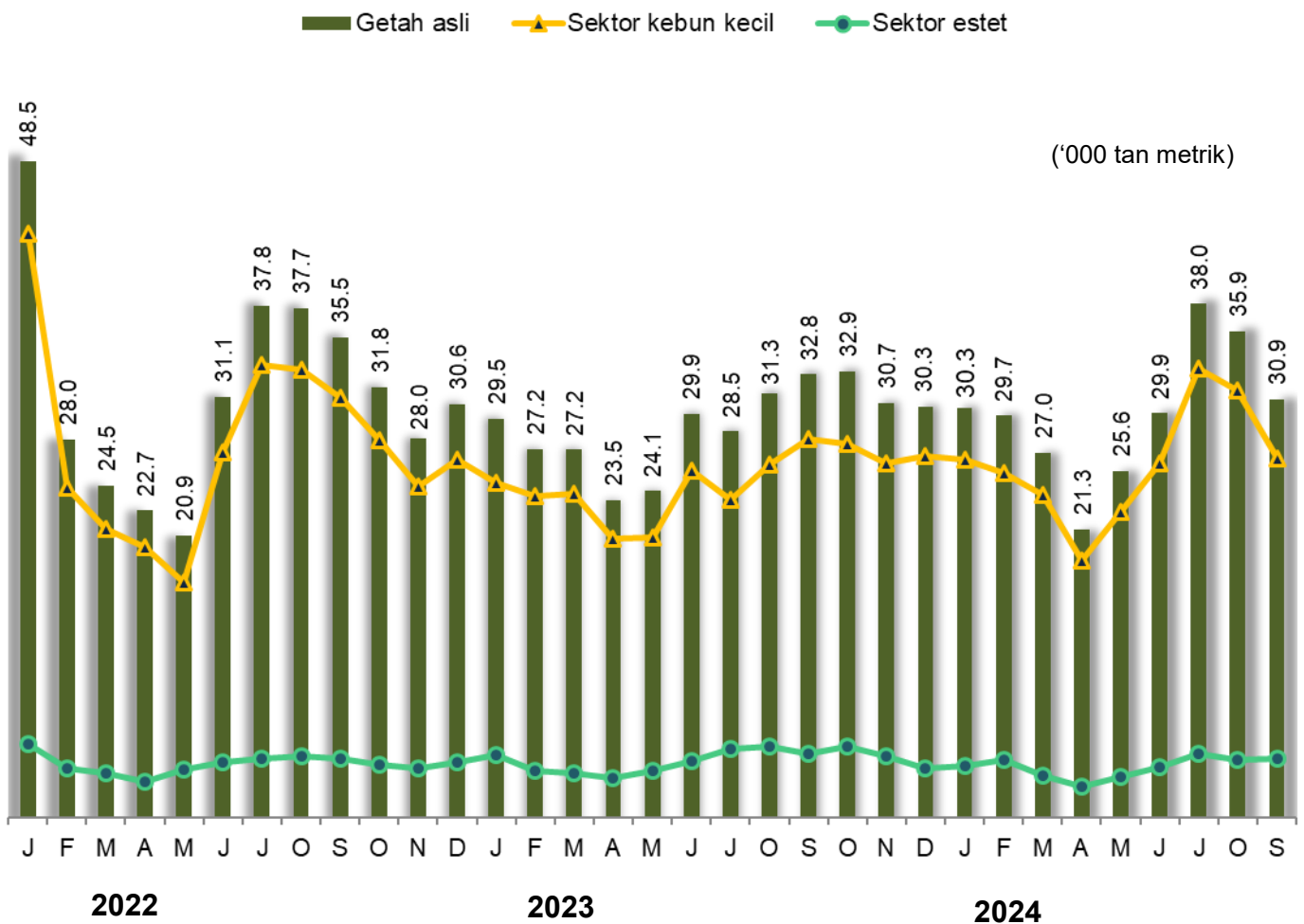


# PERANGKAAAN GETAH BULANAN MALAYSIA, SEPTEMBER 2024<sup>#</sup>

## 1. PENGELUARAN

Pengeluaran getah asli Malaysia pada September 2024 berjumlah 30,929 tan metrik, menurun sebanyak 5.6 peratus berbanding 35,908 tan metrik pada September 2023 serta menunjukkan penurunan sebanyak 13.9 peratus dari bulan sebelumnya. Sektor kebun kecil merupakan penyumbang utama pengeluaran getah asli iaitu 85.9 peratus. Pengeluaran sektor kebun kecil menurun sebanyak 16.0 peratus manakala pengeluaran di estet pula meningkat 1.9 peratus berbanding September 2023.

**Carta 1: Pengeluaran getah bulanan di estet dan kebun kecil**



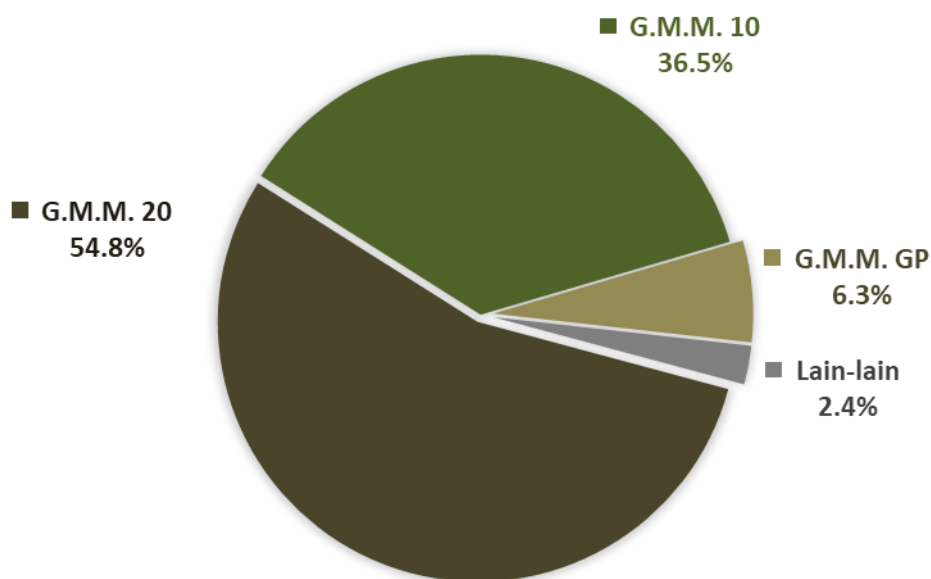
Nota #:

- Laporan ini boleh diperoleh daripada portal Jabatan Perangkaan Malaysia (<https://www.dosm.gov.my>) di bawah ruangan: **Siaran Terkini**.
- Data bagi bulan September 2024 merupakan data **awalan**. Data ini akan dikemas kini berdasarkan data terkini yang diperoleh dan akan diterbitkan dalam penerbitan Oktober 2024.

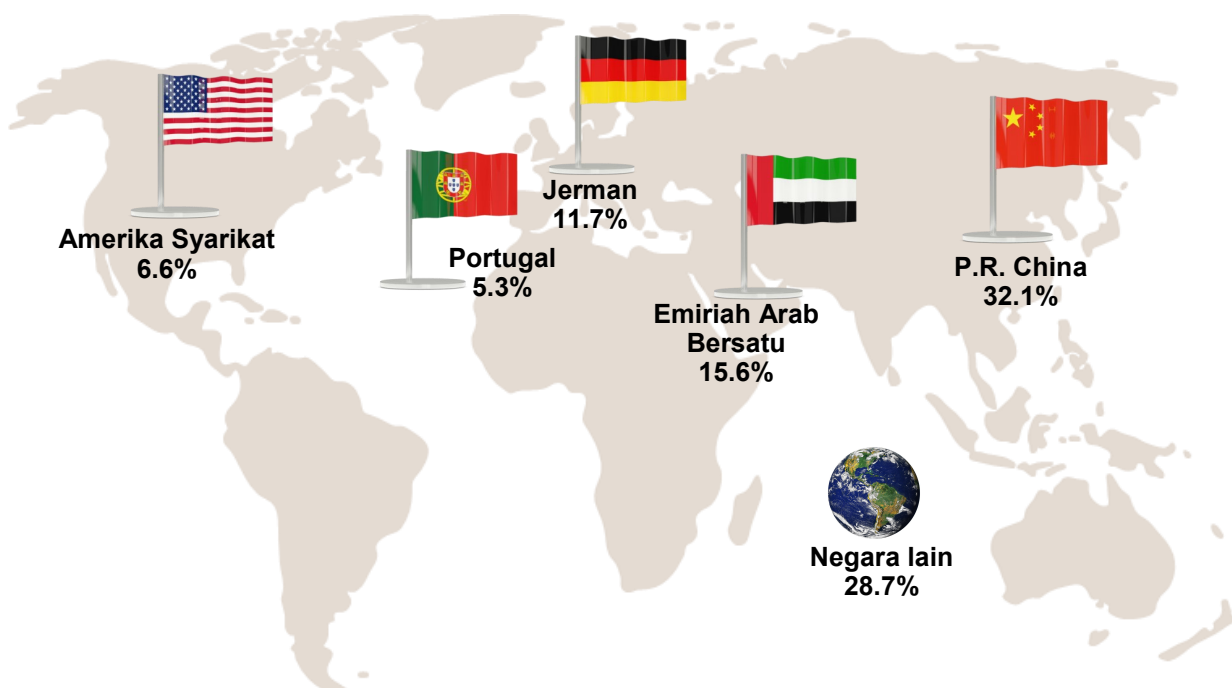
## 2. EKSPORT

Eksport getah asli pada September 2024 adalah 39,915 tan metrik, menurun 30.0 peratus dari 57,028 tan metrik pada bulan yang sama tahun sebelumnya namun menunjukkan penurunan 30.6 peratus berbanding 57,482 tan metrik pada Ogos 2024. Getah Mutu Malaysia (G.M.M.) menyumbang 97.6 peratus daripada jumlah eksport getah asli dimana G.M.M. 20 merupakan eksport tertinggi iaitu 21,050 tan metrik (54.8%) seperti di Carta 2.

**Carta 2: Eksport Getah Mutu Malaysia (G.M.M) mengikut gred, September 2024**



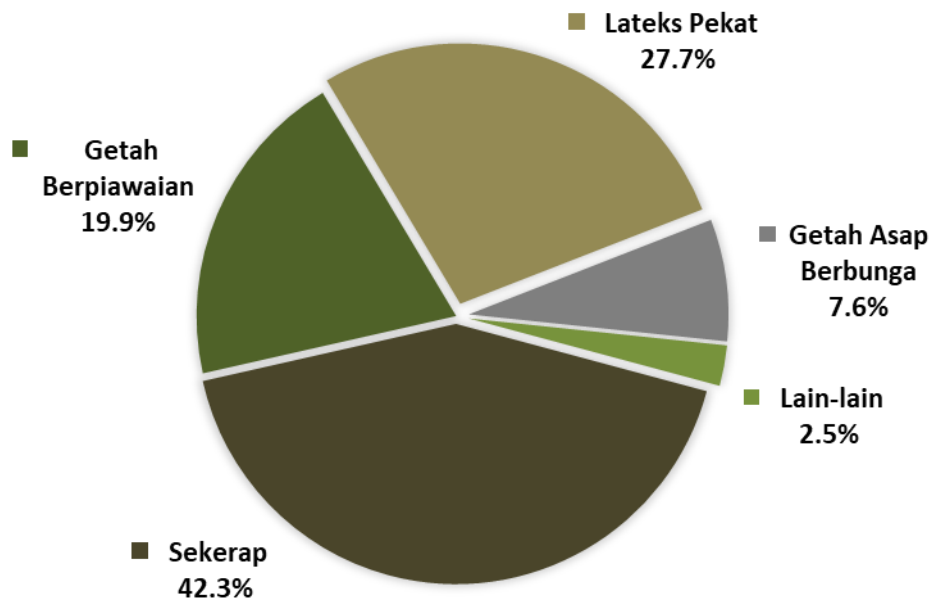
**Carta 3: Destinasi utama eksport getah asli, September 2024**



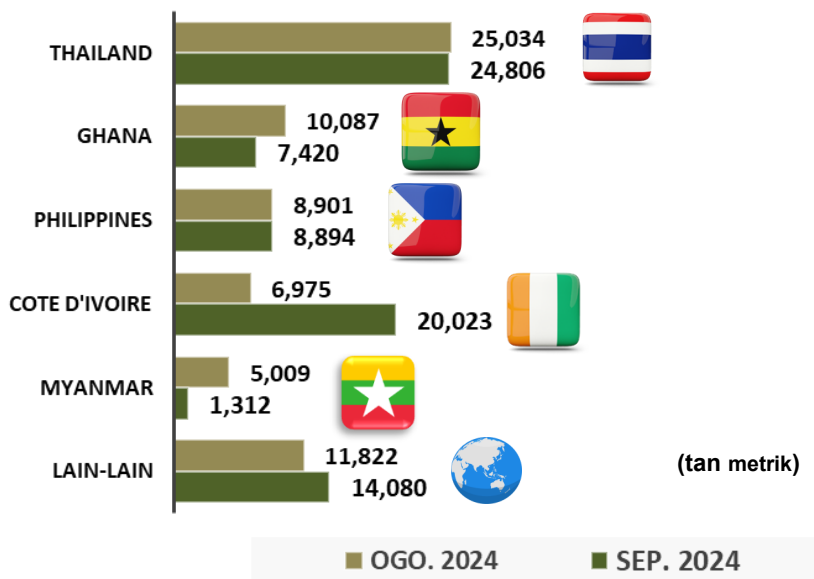
### 3. IMPORT

Import getah asli pada September 2024 adalah 67,829 tan metrik berbanding 88,837 tan metrik pada September 2023, meningkat sebanyak 23.6 peratus. Perbandingan bulan ke bulan pula menunjukkan menurun sebanyak 11.4 peratus. Jenis getah asli utama yang diimport adalah Sekerap (28,694 tan metrik) dan Lateks Pekat (18,779 tan metrik). Getah asli diimport terutamanya dari Thailand berjumlah 23,823 tan metrik.

**Carta 4: Import getah asli mengikut jenis, September 2024**



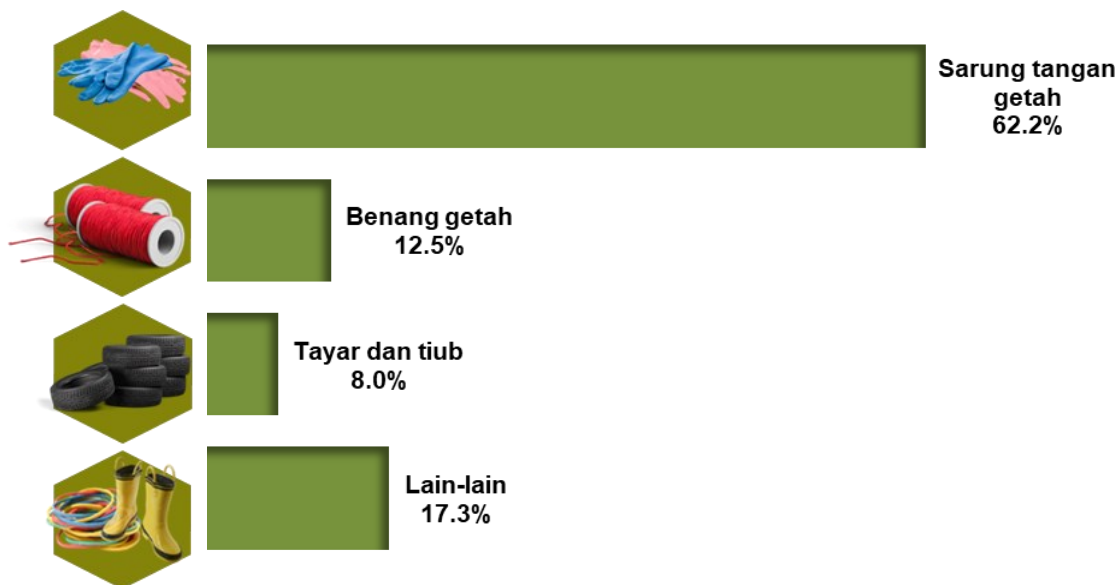
**Carta 5: Import getah asli dari negara utama, September 2024**



#### 4. PENGGUNAAN DOMESTIK

Penggunaan domestik getah asli pada September 2024 ialah 23,171 tan metrik, menurun 5.7 peratus berbanding 24,565 tan metrik pada September 2023. Perbandingan bulan ke bulan pula menunjukkan peningkatan 6.0 peratus berbanding 21,861 tan metrik pada bulan sebelumnya. Industri sarung tangan getah merupakan industri utama bagi penggunaan getah asli iaitu 14,405 tan metrik (60.2%).

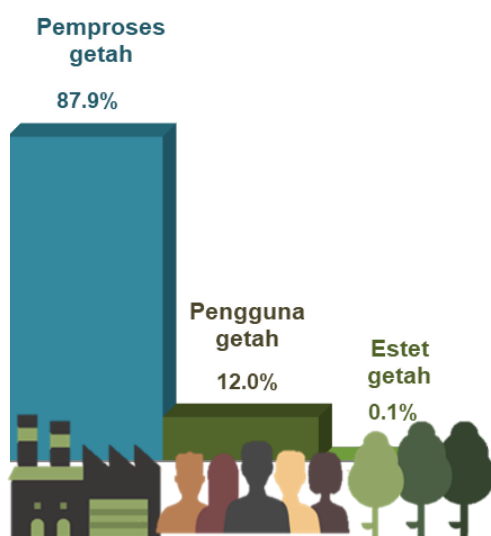
**Carta 6: Penggunaan domestik getah asli mengikut produk, September 2024**



#### 5. STOK

Stok getah asli menurun 1.6 peratus pada September 2024 kepada 130,607 tan metrik berbanding 153,011 tan metrik yang dicatatkan pada September 2023. Perbandingan bulan ke bulan pula menunjukkan stok menurun sebanyak 14.6 peratus.

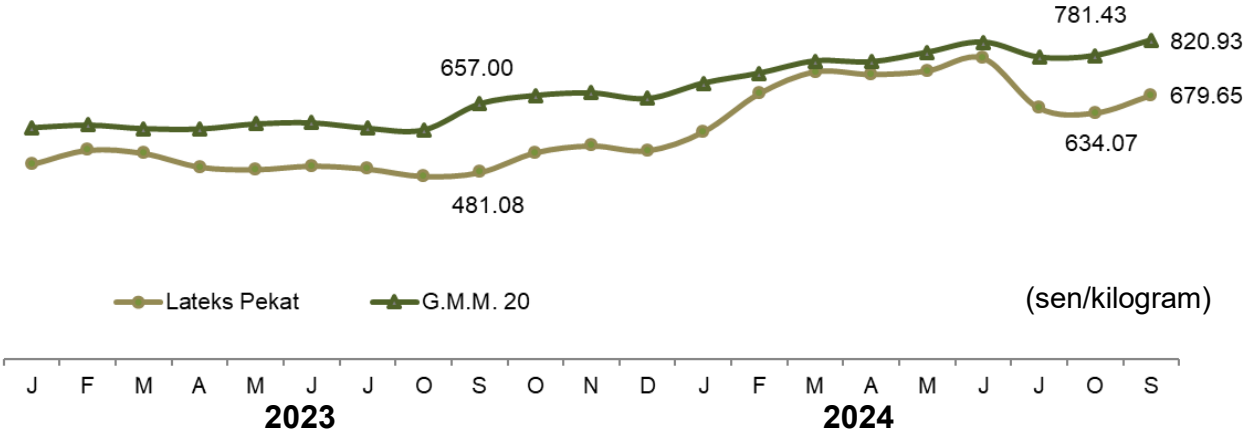
**Carta 7: Stok getah asli pada akhir bulan September 2024**



**6. HARGA PURATA BULANAN SEKILOGRAM (Sebut Harga Pada Waktu Tengah Hari - "F.O.B.")**

Harga purata bulanan G.M.M. 20 pada September 2024 adalah 820.93 sen sekilogram, meningkat 25.0 peratus berbanding 657.00 sen sekilogram pada September 2023 turut menunjukkan peningkatan 5.1 peratus berbanding 773.70 sen sekilogram pada bulan sebelumnya. Harga purata bulanan bagi Lateks Pekat pada September 2024 adalah 679.65 sen sekilogram, meningkat 41.3 peratus dari 481.08 sen sekilogram pada bulan yang sama tahun lalu dan mencatatkan penurunan 7.2 peratus berbanding 634.07 sen sekilogram pada Ogos 2024.

**Carta 8: Harga purata bulanan (sebut harga pada waktu tengah hari "F.O.B") bagi G.M.M. 20 dan Lateks Pekat**



**7. GUNA TENAGA DI ESTET**

Seramai 7,795 pekerja bergaji direkodkan pada akhir September 2024 dengan penurunan sebanyak 25.0 peratus dari September 2023 dan turun menurun 4.3 peratus (8,142 pekerja bergaji) berbanding bulan sebelumnya. Gaji & upah menurun 20.9 peratus kepada RM15.3 juta dari RM19.3 juta pada September 2023, manakala perbandingan bulan ke bulan pula menunjukkan trend yang sama iaitu penurunan sebanyak 10.1 peratus.

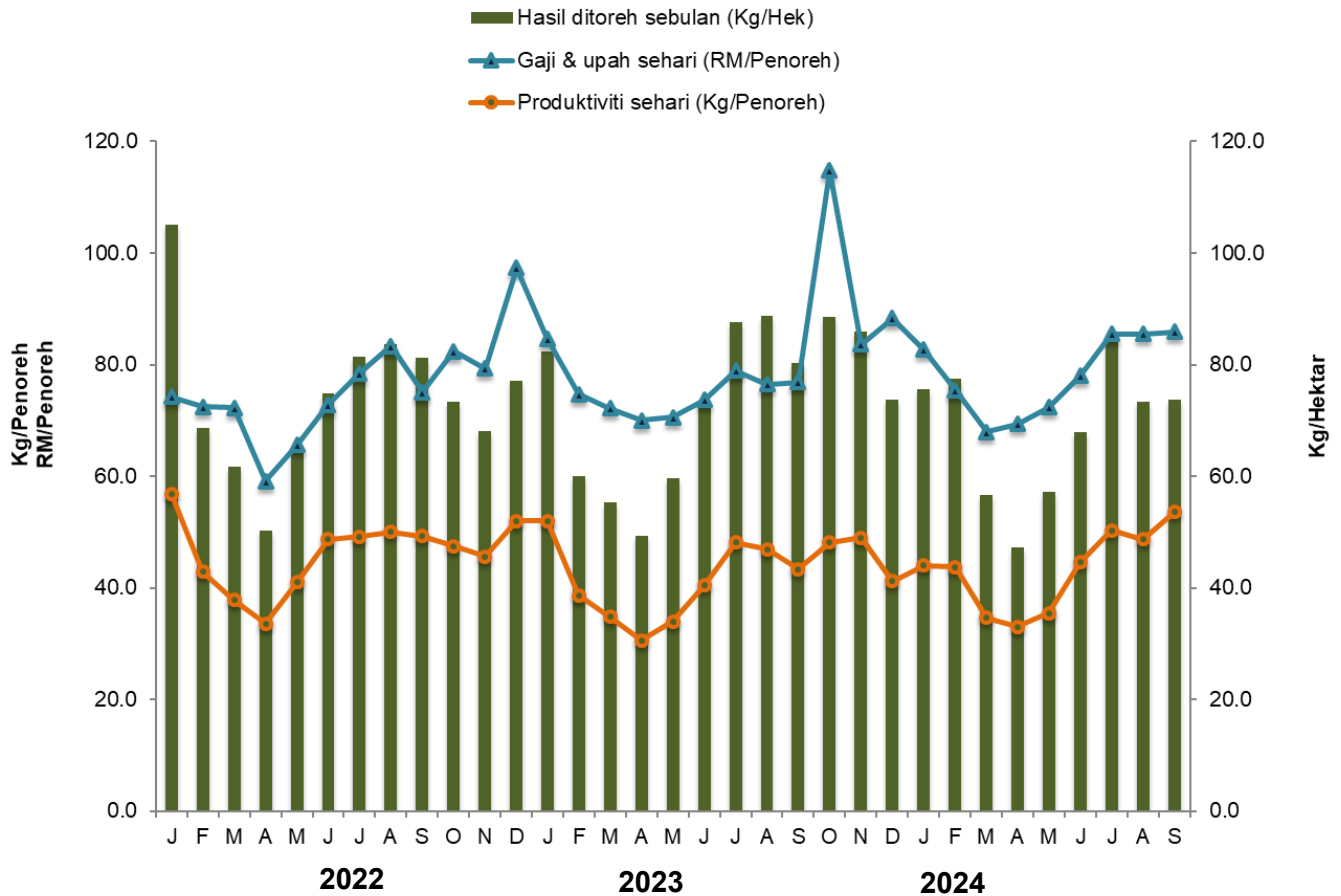
**Carta 9: Bilangan pekerja dan jumlah gaji & upah, September 2024**



## 8. PRODUKTIVITI DI ESTET

Produktiviti pengeluaran getah asli di estet adalah 73.7 kilogram sehektar pada September 2024, menurun sebanyak 8.2 peratus berbanding September 2023. Perbandingan bulan ke bulan pula menunjukkan produktiviti menurun sebanyak 0.6 peratus dari 73.3 kilogram sehektar.

**Carta 10: Produktiviti hasil ditoreh bulanan dan produktiviti penoreh sehari**

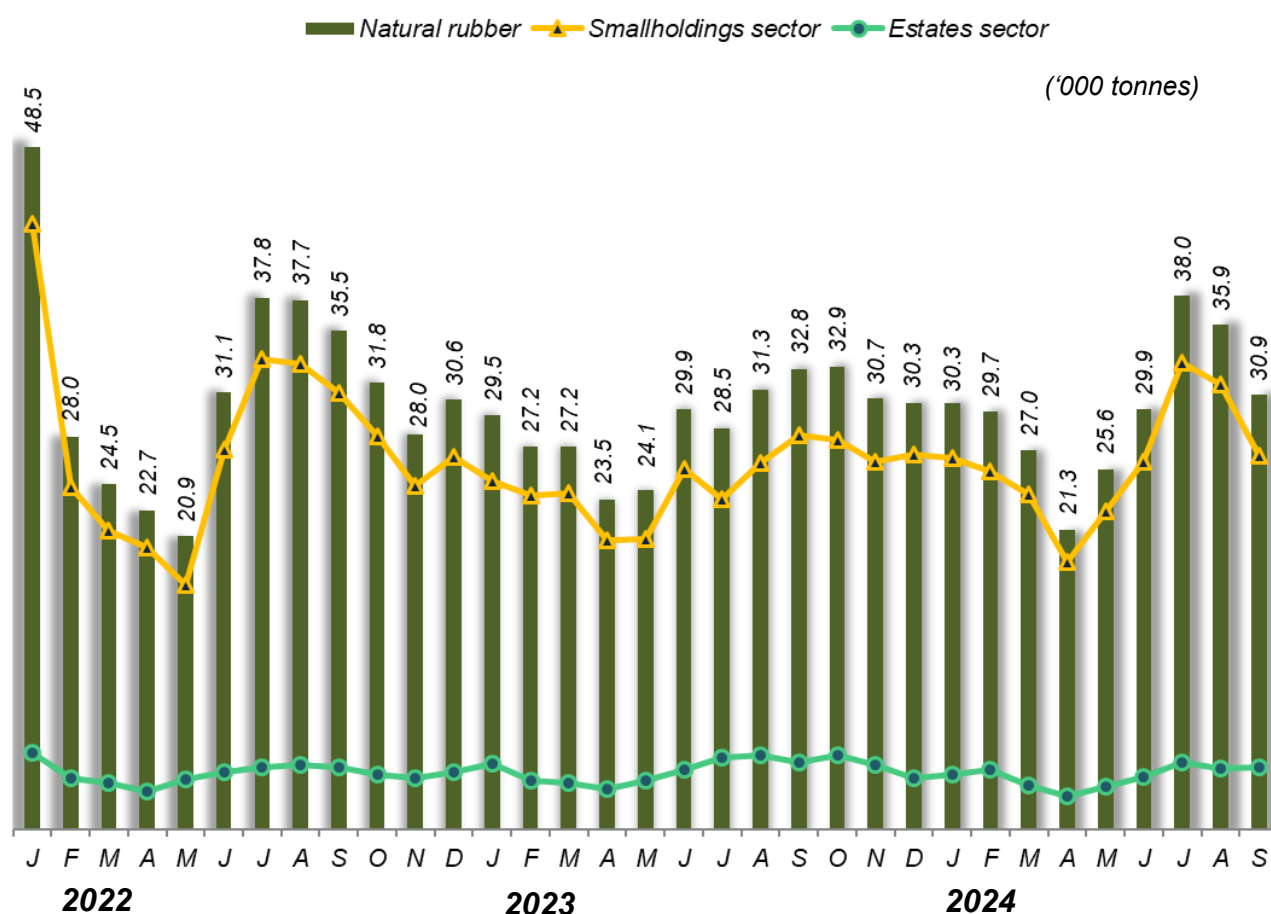


## MONTHLY RUBBER STATISTICS MALAYSIA, SEPTEMBER 2024<sup>#</sup>

### 1. PRODUCTION

Malaysia's natural rubber production in September 2024 amounted 30,929 tonnes, decreased 5.6 per cent as compared to 35,908 tonnes in September 2023 and showed a decrease of 13.9 per cent from last month. Smallholdings sector was the main contributor to the natural rubber production of 85.9 per cent. Production of smallholdings decreased by 16.0 per cent and estate sector showed an increase of 1.9 per cent as compared to September 2023.

**Chart 1: Monthly rubber production in the estates and smallholdings**



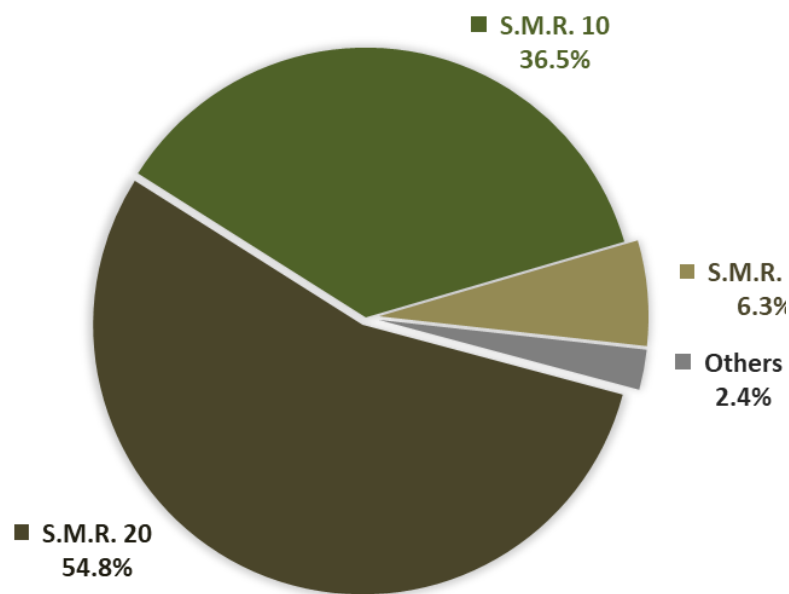
**Notes #:**

1. This report can be accessed through the portal of the Department of Statistics, Malaysia (<https://www.dosm.gov.my>) under the section: **Latest Releases**.
2. Data for September 2024 is **provisional**. The data will be updated based on the latest available figures and subsequently published in the October 2024 publication.

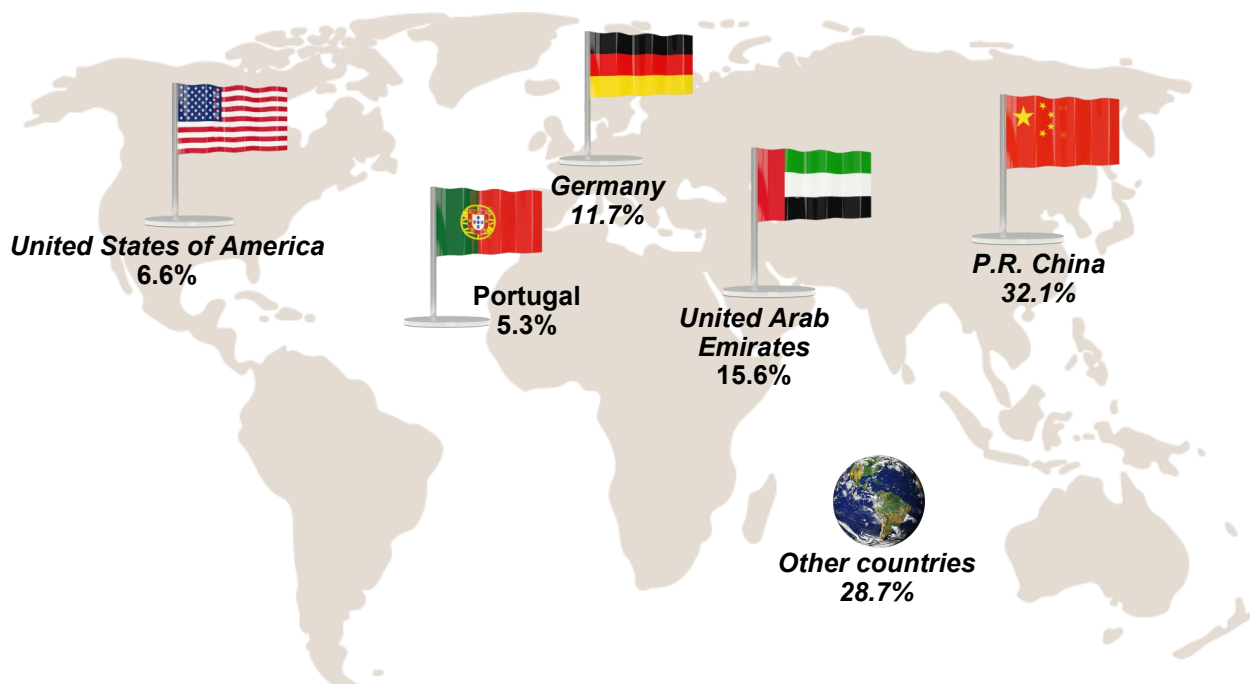
## 2. EXPORTS

Exports of natural rubber in September 2024 was 39,915 tonnes, decreased by 30.0 per cent from 57,028 tonnes in the same month last year but increased by 30.6 per cent as compared to 57,482 tonnes in August 2024. Standard Malaysian Rubber (S.M.R.) contributed 97.6 per cent of the total natural rubber exports where S.M.R. 20 was the highest exports of 21,050 tonnes (54.8%) as shown in Chart 2.

**Chart 2: Exports of Standard Malaysian Rubber (S.M.R.) by grade, September 2024**



**Chart 3: Main destinations of natural rubber exports, September 2024**

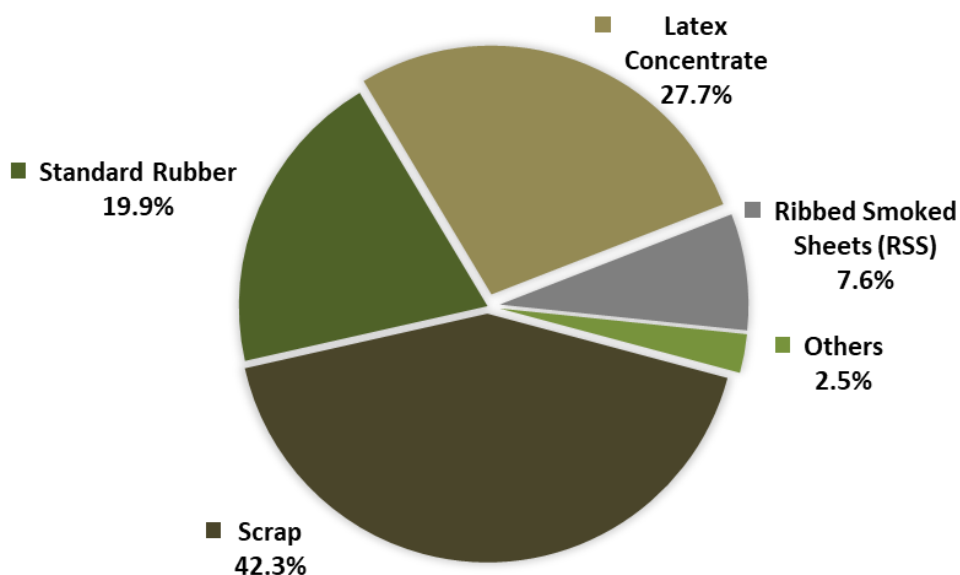




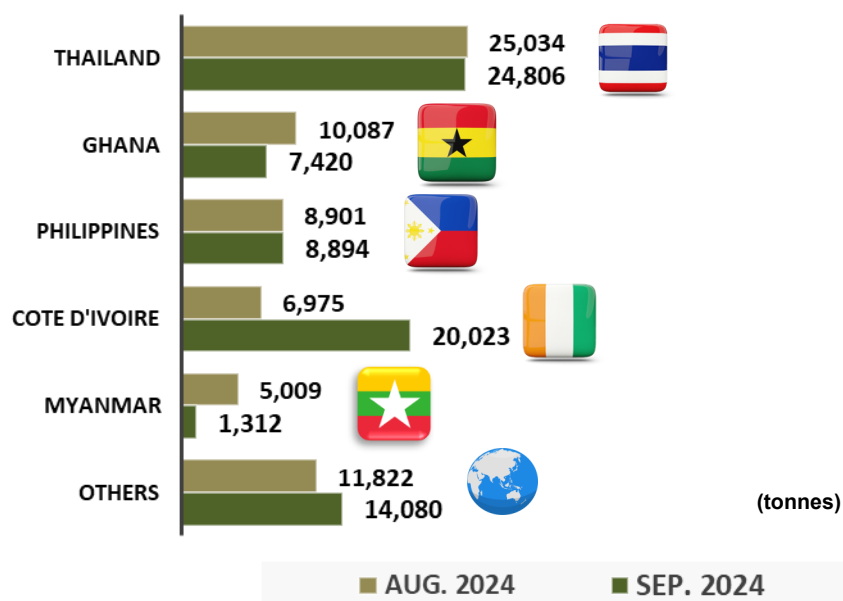
### 3. IMPORTS

Imports of natural rubber in September 2024 was 67,829 tonnes as compared to 88,837 tonnes in September 2023, increased by 23.6 per cent. Month-on-month comparison showed an increase of 11.4 per cent. The main types of imported natural rubber were Scrap (28,694 tonnes) and Latex Concentrate (18,779 tonnes). Natural rubber mainly imported from Thailand amounted of 23,823 tonnes.

**Chart 4: Imports of natural rubber by types, September 2024**



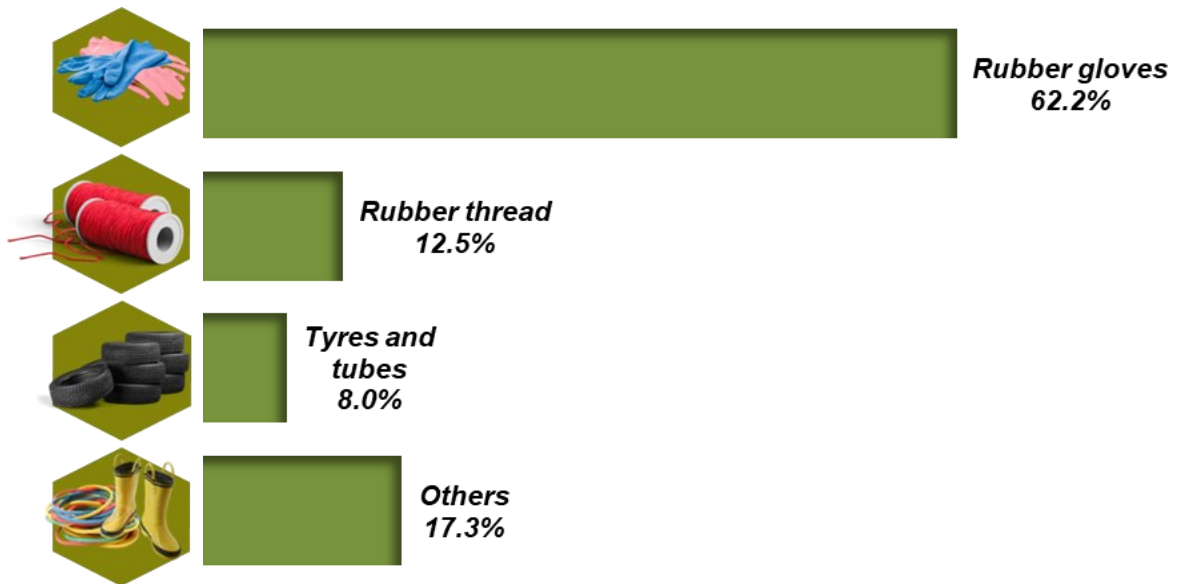
**Chart 5: Imports of natural rubber from major countries, September 2024**



#### 4. DOMESTIC CONSUMPTION

Domestic consumption of natural rubber in September 2024 was 23,171 tonnes, decreased by 5.7 per cent against 24,565 tonnes in September 2023. Month-on-month comparison showed an increased of 6.0 per cent from 21,861 tonnes in the last month. Rubber glove industry was the main industry for the use of natural rubber at 14,405 tonnes (60.2%).

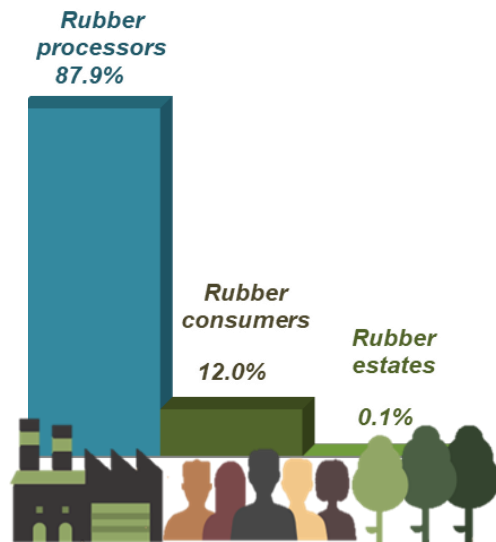
**Chart 6: Domestic consumption of natural rubber by product, September 2024**



#### 5. STOCKS

Stocks of natural rubber decreased 1.6 per cent at the end of September 2024 to 130,607 tonnes against 153,011 tonnes as recorded in September 2023. Month-on-month comparison showed the stocks decreased by 14.6 per cent.

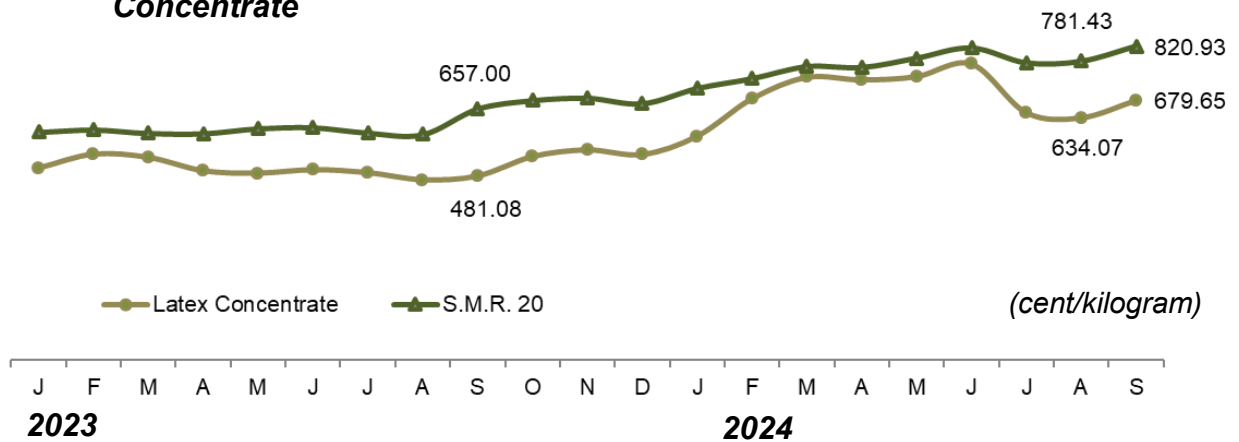
**Chart 7: Stocks of natural rubber at the end of September 2024**



**6. AVERAGE MONTHLY PRICE PER KILOGRAM (Noon Quotations - F.O.B.)**

Average monthly price of S.M.R. 20 in September 2024 was 820.93 sen per kilogram, increased 25.0 per cent against 657.00 sen per kilogram in September 2023 and also showed an increased of 5.1 per cent from 773.70 sen per kilogram a month before. The average monthly price of Latex Concentrate in September 2024 was 679.65 sen per kilogram, increased by 41.3 per cent from 481.08 sen per kilogram in the same month last year and showed a decreased of 7.2 per cent as compared to 634.07 sen per kilogram in August 2024.

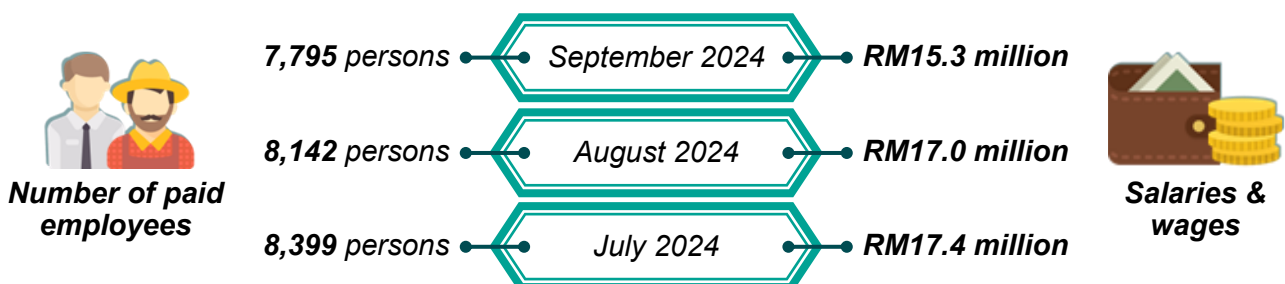
**Chart 8: Average monthly price (noon quotations - F.O.B.) of S.M.R. 20 and Latex Concentrate**



**7. EMPLOYMENT IN ESTATES**

A total of 7,795 paid employees recorded at the end of September 2024 with a decrease of 25.0 per cent from September 2023 and showed a decreased of 4.3 per cent (8,142 paid employees) in the previous month. The salaries & wages decreased by 20.9 per cent to RM15.3 million against RM19.3 million in September 2023 and month-on-month comparison showed with similar trend with a decrease of 10.1 per cent.

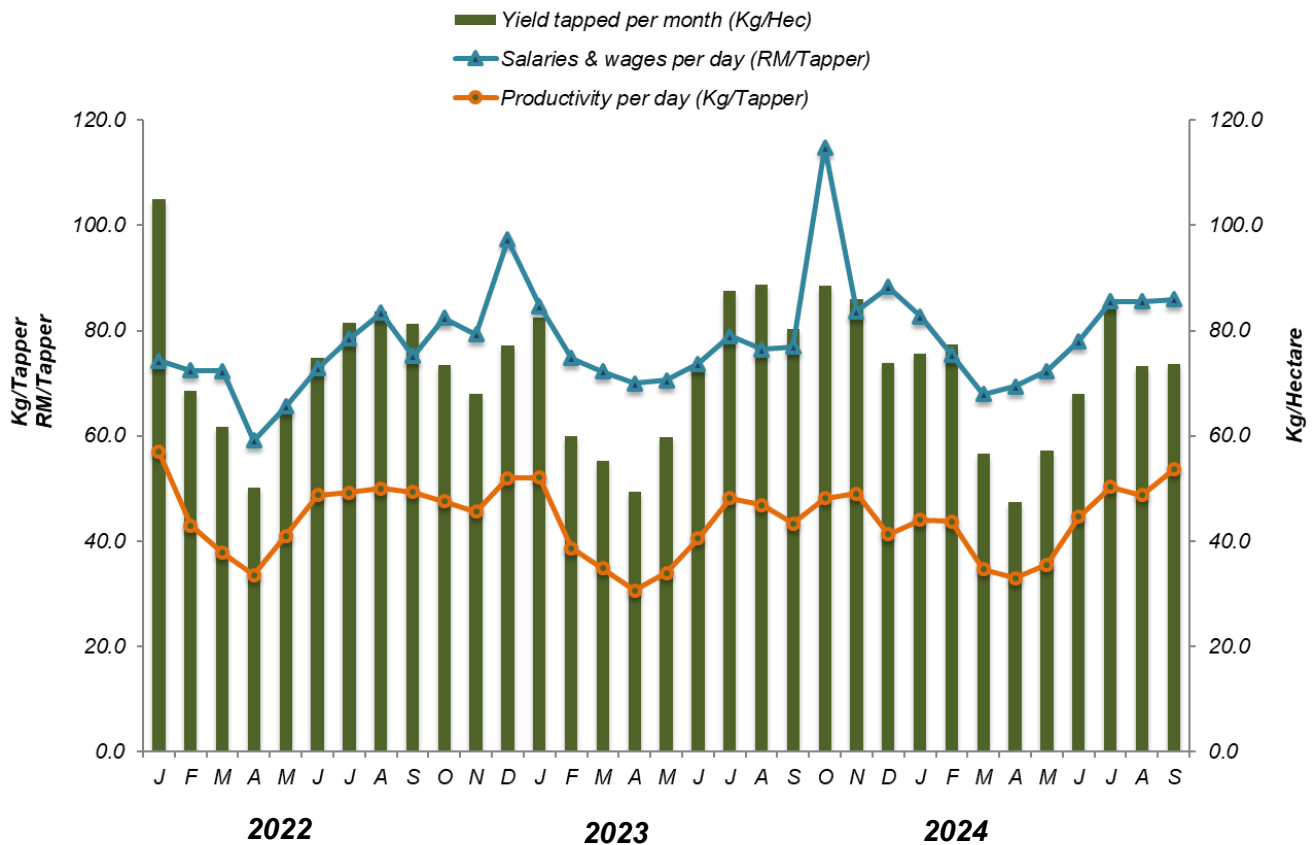
**Chart 9: Number of paid employees and salaries & wages, September 2024**



## 8. PRODUCTIVITY OF ESTATES

Productivity of natural rubber production in the estates was 73.7 kilogram per hectare in September 2024, decreased by 8.2 per cent as compared to September 2023. Month-on-month comparison showed the productivity decreased by 0.6 per cent from 73.3 kilogram per hectare.

**Chart 10: Monthly productivity of yield tapped and daily productivity of tappers**





**JADUAL STATISTIK**  
*STATISTICAL TABLES*



**JADUAL 1 : PENAWARAN DAN PERMINTAAN GETAH ASLI**

Table 1 : Supply and Demand of Natural Rubber

Tan metrik K.G.K.  
Tonnes D.R.C.

| Tempoh<br>Period                   | Penawaran<br>Supply                                                          |           |                           |                                |                                              | Permintaan<br>Demand                   |           |                                                   |                                                                         |                                         |
|------------------------------------|------------------------------------------------------------------------------|-----------|---------------------------|--------------------------------|----------------------------------------------|----------------------------------------|-----------|---------------------------------------------------|-------------------------------------------------------------------------|-----------------------------------------|
|                                    | Stok<br>pada<br>awal<br>tempoh<br>Stocks<br>at the<br>beginning<br>of period | Import *  | Pengeluaran<br>Production |                                |                                              | Jumlah<br>Penawaran<br>Total<br>Supply | Eksport * | Penggunaan<br>Domestik<br>Domestic<br>Consumption | Stok<br>pada<br>akhir<br>tempoh<br>Stocks<br>at the<br>end of<br>period | Jumlah<br>Permintaan<br>Total<br>Demand |
|                                    |                                                                              |           | Estet<br>Estates          | Kebun Kecil**<br>Smallholdings | Jumlah<br>Pengeluaran<br>Total<br>Production |                                        |           |                                                   |                                                                         |                                         |
| <b>2023</b>                        | 201,360                                                                      | 1,002,934 | 50,381                    | 297,474                        | 347,856                                      | 1,552,149                              | 578,683   | 310,398                                           | 191,304                                                                 | 1,080,385                               |
| <b>2022</b>                        | 285,245                                                                      | 1,164,883 | 47,387                    | 329,660                        | 377,047                                      | 1,827,174                              | 621,324   | 426,594                                           | 201,360                                                                 | 1,249,278                               |
| <b>2021</b>                        | 249,551                                                                      | 1,207,301 | 45,347                    | 424,322                        | 469,669                                      | 1,926,521                              | 653,245   | 501,961                                           | 285,245                                                                 | 1,440,451                               |
| <b>2020</b>                        | 244,930                                                                      | 1,221,893 | 56,421                    | 458,281                        | 514,702                                      | 1,981,525                              | 565,165   | 518,732                                           | 249,551                                                                 | 1,333,448                               |
| <b>2024</b> Jan.-Sep. <sup>P</sup> | 191,304                                                                      | 740,909   | 33,608                    | 234,947                        | 268,555                                      | 1,200,768                              | 441,156   | 201,410                                           | 130,608                                                                 | 773,174                                 |
| <b>2023</b> Jan.-Sep.              | 201,360                                                                      | 667,535   | 36,916                    | 216,984                        | 253,900                                      | 1,122,795                              | 424,989   | 209,373                                           | 153,011                                                                 | 787,373                                 |
| <b>2024</b> Sep. <sup>P</sup>      | 132,755                                                                      | 67,829    | 4,372                     | 26,557                         | 30,929                                       | 231,513                                | 39,915    | 23,169                                            | 130,608                                                                 | 193,692                                 |
| <b>Ogo.</b>                        | 148,106                                                                      | 76,535    | 4,288                     | 31,620                         | 35,908                                       | 260,550                                | 57,482    | 21,861                                            | 132,755                                                                 | 212,098                                 |
| <b>Jul.</b>                        | 160,352                                                                      | 56,963    | 4,729                     | 33,231                         | 37,960                                       | 255,275                                | 48,204    | 21,039                                            | 148,106                                                                 | 217,349                                 |
| <b>2023</b> Sep.                   | 143,116                                                                      | 88,837    | 4,732                     | 28,025                         | 32,757                                       | 264,710                                | 57,028    | 24,263                                            | 153,011                                                                 | 234,302                                 |
| <b>Ogo.</b>                        | 143,757                                                                      | 60,607    | 5,215                     | 26,094                         | 31,309                                       | 235,673                                | 57,488    | 25,159                                            | 143,116                                                                 | 225,763                                 |
| <b>Jul.</b>                        | 159,718                                                                      | 55,168    | 5,047                     | 23,486                         | 28,533                                       | 243,419                                | 51,784    | 26,661                                            | 143,757                                                                 | 222,201                                 |

Nota/Notes : <sup>P</sup> Awalan / Provisional <sup>r</sup> Pindaan / Revised

K.G.K ID.R.C - Kandungan Getah Kering/Dry Rubber Content

\* Import dan Eksport - data hanya meliputi kod getah asli di bawah HS4001.10.000 hingga HS4001.29.999  
Imports and Exports - the data only covers natural rubber codes under HS4001.10.000 to HS4001.29.999

\*\* Termasuk kebun kecil Lembaga Kemajuan Tanah Persekutuan (FELDA)  
Includes Federal Land Development Authority (FELDA) smallholdings

**JADUAL 2 : PENGELUARAN GETAH ASLI MENGIKUT HAK MILIK**

Table 2 : Production of Natural Rubber by Ownership

Tan metrik K.G.K.

Tonnes D.R.C.

| Tempoh<br>Period            | Estat<br>Estate                            |                                                                                                   |                 | Kebun Kecil*<br>Smallholding | Jumlah<br>Pengeluaran<br>Total<br>Production |
|-----------------------------|--------------------------------------------|---------------------------------------------------------------------------------------------------|-----------------|------------------------------|----------------------------------------------|
|                             | Residen Malaysia<br>Malaysian<br>Residents | Bukan Residen Malaysia<br>dan Hak Milik Bersama<br>Non-Malaysian Residents<br>and Joint Ownership | Jumlah<br>Total |                              |                                              |
| 2023                        | 48,223                                     | 2,159                                                                                             | 50,381          | 297,474                      | 347,856                                      |
| 2022                        | 44,635                                     | 2,752                                                                                             | 47,387          | 329,660                      | 377,047                                      |
| 2021                        | 41,895                                     | 3,452                                                                                             | 45,347          | 424,322                      | 469,669                                      |
| 2020                        | 52,654                                     | 3,767                                                                                             | 56,421          | 458,281                      | 514,702                                      |
| 2024 Jan.-Sep. <sup>P</sup> | 32,372                                     | 1,246                                                                                             | 33,618          | 234,937                      | 268,555                                      |
| 2023 Jan.-Sep.              | 35,469                                     | 1,447                                                                                             | 36,916          | 216,984                      | 253,900                                      |
| 2024 Sep. <sup>P</sup>      | 4,151                                      | 231                                                                                               | 4,382           | 26,547                       | 30,929                                       |
| Ogo.                        | 4,054                                      | 234                                                                                               | 4,288           | 31,620                       | 35,908                                       |
| Jul.                        | 4,548                                      | 181                                                                                               | 4,729           | 33,231                       | 37,960                                       |
| 2023 Sep.                   | 4,475                                      | 257                                                                                               | 4,732           | 27,843                       | 32,575                                       |
| Ogo.                        | 4,995                                      | 220                                                                                               | 5,215           | 26,094                       | 31,309                                       |
| Jul.                        | 4,829                                      | 218                                                                                               | 5,047           | 23,486                       | 28,533                                       |

Nota/Notes : <sup>P</sup> Awalan / Provisional

K.G.K / D.R.C - Kandungan Getah Kering / Dry Rubber Content

\* Termasuk kebun kecil Lembaga Kemajuan Tanah Persekutuan (FELDA)

Includes Federal Land Development Authority (FELDA) smallholdings



**JADUAL 3 : EKSPORT GETAH ASLI MENGIKUT JENIS TERPILIH**

Table 3 : Exports of Natural Rubber by Selected Types

Tan metrik K.G.K.

Tonnes D.R.C

| Jenis<br>Type                                                  | Ke dan melalui Singapura<br>To and via Singapore |           |          |                                |                   | Terus Negeri Asing<br>Direct Foreign |               |               |                                |                   | Jumlah<br>Total   |               |               |                                |                   |
|----------------------------------------------------------------|--------------------------------------------------|-----------|----------|--------------------------------|-------------------|--------------------------------------|---------------|---------------|--------------------------------|-------------------|-------------------|---------------|---------------|--------------------------------|-------------------|
|                                                                | 2024                                             |           |          | Jumlah Terkumpul<br>Cumulative |                   | 2024                                 |               |               | Jumlah Terkumpul<br>Cumulative |                   | 2024              |               |               | Jumlah Terkumpul<br>Cumulative |                   |
|                                                                | Sep. <sup>P</sup>                                | Ogo.      | Jul.     | Jan.-Sep. <sup>P</sup><br>2024 | Jan.-Sep.<br>2023 | Sep. <sup>P</sup>                    | Ogo.          | Jul.          | Jan.-Sep. <sup>P</sup><br>2024 | Jan.-Sep.<br>2023 | Sep. <sup>P</sup> | Ogo.          | Jul.          | Jan.-Sep. <sup>P</sup><br>2024 | Jan.-Sep.<br>2023 |
| <b>Getah Asap Berbunga</b><br><i>Ribbed Smoked Sheets</i>      | -                                                | -         | -        | -                              | -                 | 138                                  | 17            | 34            | 569                            | 470               | 138               | 17            | 34            | 569                            | 470               |
| <b>Lateks Pekat</b><br><i>Latex Concentrate</i>                | 10                                               | 29        | 3        | 76                             | 35                | 1,345                                | 1,414         | 1,552         | 12,018                         | 12,378            | 1,356             | 1,444         | 1,554         | 12,094                         | 12,413            |
| <b>Getah Mutu Malaysia</b><br><i>Standard Malaysian Rubber</i> | -                                                | -         | -        | 208                            | 522               | 38,389                               | 55,987        | 46,577        | 427,973                        | 411,444           | 38,389            | 55,987        | 46,577        | 428,188                        | 411,966           |
| <b>Jenis-jenis lain</b><br><i>Other types</i>                  | -                                                | -         | -        | -                              | -                 | 33                                   | 35            | 39            | 306                            | 140               | 33                | 35            | 39            | 306                            | 140               |
| <b>Jumlah</b><br><i>Total</i>                                  | <b>10</b>                                        | <b>29</b> | <b>3</b> | <b>284</b>                     | <b>557</b>        | <b>39,905</b>                        | <b>57,453</b> | <b>48,202</b> | <b>440,866</b>                 | <b>424,432</b>    | <b>39,916</b>     | <b>57,482</b> | <b>48,204</b> | <b>441,157</b>                 | <b>424,989</b>    |

| Jenis<br>Type                                                  | Ke dan melalui Singapura<br>To and via Singapore |              |           |              | Terus Negeri Asing<br>Direct Foreign |                |                |                | Jumlah<br>Total |                |                |                |
|----------------------------------------------------------------|--------------------------------------------------|--------------|-----------|--------------|--------------------------------------|----------------|----------------|----------------|-----------------|----------------|----------------|----------------|
|                                                                | 2023                                             | 2022         | 2021      | 2020         | 2023                                 | 2022           | 2021           | 2020           | 2023            | 2022           | 2021           | 2020           |
| <b>Getah Asap Berbunga</b><br><i>Ribbed Smoked Sheets</i>      | -                                                | 1            | -         | -            | 470                                  | 685            | 3,305          | 285            | 470             | 687            | 3,305          | 286            |
| <b>Lateks Pekat</b><br><i>Latex Concentrate</i>                | 52                                               | 15           | 27        | 43           | 16,931                               | 16,319         | 21,079         | 19,631         | 16,982          | 16,334         | 21,106         | 19,674         |
| <b>Getah Mutu Malaysia</b><br><i>Standard Malaysian Rubber</i> | 528                                              | 1,029        | 66        | 2,916        | 560,497                              | 602,395        | 624,268        | 541,550        | 561,025         | 603,424        | 624,334        | 544,465        |
| <b>Jenis-jenis lain</b><br><i>Other types</i>                  | -                                                | -            | -         | -            | 205                                  | 880            | 4,501          | 741            | 205             | 880            | 4,501          | 741            |
| <b>Jumlah</b><br><i>Total</i>                                  | <b>580</b>                                       | <b>1,045</b> | <b>93</b> | <b>2,959</b> | <b>578,103</b>                       | <b>620,279</b> | <b>653,152</b> | <b>562,206</b> | <b>578,683</b>  | <b>621,324</b> | <b>653,245</b> | <b>565,165</b> |

 Nota/Notes : <sup>P</sup> Awalan / Provisional      <sup>r</sup> Pindaan / Revised

K.G.K / D.R.C - Kandungan Getah Kering / Dry Rubber Content

Jumlah berbeza disebabkan pembundaran / The total differs due to rounding

**JADUAL 4 : EKSPORT GETAH ASLI MENGIKUT NEGARA YANG DITUJU**
*Table 4 : Exports of Natural Rubber by Country of Destination*

Tan metrik K.G.K.

Tonnes D.R.C.

| Negara-Negara Utama<br><i>Major Countries</i>                   | 2023    | 2022    | 2021    | 2020    | 2024              |        |        | Jumlah Terkumpul       | 2023   |        |        | Jumlah Terkumpul |
|-----------------------------------------------------------------|---------|---------|---------|---------|-------------------|--------|--------|------------------------|--------|--------|--------|------------------|
|                                                                 |         |         |         |         | <i>Cumulative</i> |        |        | <i>Cumulative</i>      |        |        |        |                  |
|                                                                 |         |         |         |         | Sep. <sup>P</sup> | Ogo.   | Jul.   | Jan.-Sep. <sup>P</sup> | Sep.P  | Ogo.   | Jul.   | Jan.-Sep.        |
| 2024                                                            |         |         | 2023    |         |                   |        |        |                        |        |        |        |                  |
| <b>Afrika Selatan/</b> <i>South Africa</i>                      | 1,829   | 3,089   | 4,506   | 3,564   | 282               | 181    | 302    | 1,909                  | 141    | 304    | 81     | 1,349            |
| <b>Amerika Syarikat/</b> <i>U.S.A</i>                           | 15,708  | 34,182  | 39,186  | 18,655  | 2,650             | 5,514  | 3,216  | 25,522                 | 1,297  | 1,663  | 1,726  | 11,234           |
| <b>Argentina</b>                                                | 4,949   | 4,530   | 5,796   | 3,620   | 448               | 112    | 151    | 2,630                  | 603    | 358    | 563    | 3,823            |
| <b>Belanda/</b> <i>Netherlands</i>                              | 1,555   | 825     | 1,079   | 2,671   | 13                | 27     | 20     | 491                    | 135    | 198    | 60     | 1,426            |
| <b>Belgium</b>                                                  | 213     | 131     | 7,481   | 1,790   | 26                | -      | 13     | 203                    | -      | 13     | 25     | 176              |
| <b>Brazil</b>                                                   | 10,681  | 15,659  | 12,036  | 10,987  | 1,315             | 1,187  | 1,219  | 10,304                 | 1,065  | 802    | 1,126  | 7,952            |
| <b>China</b>                                                    | 279,038 | 285,716 | 315,556 | 292,689 | 12,809            | 14,813 | 14,470 | 169,118                | 26,073 | 27,546 | 22,175 | 202,013          |
| <b>Emiriah Arab Bersatu</b><br><i>United Arab Emirates</i>      | 57,439  | 51,665  | 36,860  | 27,075  | 6,239             | 11,577 | 5,913  | 46,365                 | 10,020 | 8,447  | 7,139  | 43,953           |
| <b>Finland</b>                                                  | 6,391   | 18,186  | 25,885  | 18,467  | -                 | -      | -      | 1,552                  | 605    | 806    | 1,008  | 4,274            |
| <b>Greece</b>                                                   | 100     | 148     | 273     | 382     | 9                 | -      | 9      | 116                    | 11     | 11     | -      | 100              |
| <b>Hong Kong</b>                                                | 3       | 45      | 41      | 31      | -                 | -      | 8      | 10                     | -      | -      | -      | 3                |
| <b>India</b>                                                    | 29,171  | 24,566  | 22,733  | 12,852  | 1,893             | 4,758  | 5,604  | 36,092                 | 2,910  | 2,059  | 4,157  | 24,143           |
| <b>Iran, Republik Islam</b><br><i>Iran, Islamic Republic of</i> | 14,796  | 17,745  | 15,076  | 20,132  | 40                | 120    | 60     | 3,650                  | 1,153  | 2,298  | 560    | 8,110            |
| <b>Itali/</b> <i>Italy</i>                                      | 5,134   | 4,626   | 5,216   | 6,195   | 343               | 301    | 170    | 2,406                  | 319    | 487    | 396    | 4,073            |
| <b>Jepun/</b> <i>Japan</i>                                      | 69      | 5,710   | 5,081   | 2,454   | 19                | 5      | 389    | 526                    | 10     | 11     | -      | 50               |
| <b>Jerman/</b> <i>Germany</i>                                   | 54,768  | 26,314  | 28,596  | 57,442  | 4,682             | 5,798  | 5,132  | 44,920                 | 3,030  | 5,023  | 4,911  | 39,588           |
| <b>Kanada/</b> <i>Canada</i>                                    | 1,387   | 2,239   | 3,561   | 2,758   | 101               | 222    | 343    | 1,377                  | 40     | 81     | -      | 1,105            |
| <b>Korea, Rep.</b><br><i>Korea, Rep. of</i>                     | 6,034   | 5,946   | 8,575   | 9,139   | 522               | 621    | 832    | 7,780                  | 591    | 544    | 462    | 4,646            |

Nota/Notes : <sup>P</sup> **Awalan / Provisional**      <sup>r</sup> **Pindaan / Revised**  
 K.G.K / D.R.C - Kandungan Getah Kering / Dry Rubber Content

**JADUAL 4 : EKSPORT GETAH ASLI MENGIKUT NEGARA YANG DITUJU (samb.)**

Table 4 : Exports of Natural Rubber by Country of Destination (cont'd)

Tan metrik K.G.K.

Tonnes D.R.C.

| Negara-Negara Utama<br>Major Countries | 2023           | 2022           | 2021           | 2020           | 2024              |               |               | Jumlah Terkumpul<br>Cumulative | 2023              |               |               | Jumlah Terkumpul<br>Cumulative |
|----------------------------------------|----------------|----------------|----------------|----------------|-------------------|---------------|---------------|--------------------------------|-------------------|---------------|---------------|--------------------------------|
|                                        |                |                |                |                | Sep. <sup>P</sup> | Ogo.          | Jul.          | Jan.-Sep. <sup>P</sup><br>2024 | Sep. <sup>P</sup> | Ogo.          | Jul.          | Jan.-Sep.<br>2023              |
| Mesir/Egypt                            | 9,375          | 10,900         | 8,715          | 7,642          | 658               | 816           | 610           | 7,675                          | 1,043             | 680           | 655           | 5,912                          |
| Mexico                                 | 1,730          | 2,867          | 1,771          | 257            | 645               | 703           | 785           | 3,628                          | 200               | 229           | 119           | 1,381                          |
| Pakistan                               | 17,129         | 8,623          | 10,998         | 2,446          | 875               | 581           | 1,581         | 14,074                         | 3,001             | 1,571         | 2,259         | 10,796                         |
| Perancis/France                        | 3,077          | 3,062          | 9,650          | 6,176          | 670               | 608           | 260           | 3,637                          | 356               | 74            | 419           | 2,443                          |
| Poland                                 | 913            | 948            | 1,237          | 1,373          | 87                | 20            | 72            | 484                            | 9                 | 106           | 66            | 732                            |
| Portugal                               | 10,357         | 2,834          | 3,327          | 4,980          | 2,097             | 1,310         | 524           | 10,906                         | 1,653             | 1,210         | 1,068         | 6,191                          |
| Sepanyol/Spain                         | 1,461          | 1,042          | 2,304          | 2,229          | 136               | 122           | 204           | 1,239                          | 172               | 149           | 62            | 955                            |
| Singapura/ Singapore                   | 76             | 37             | 52             | 60             | 8                 | 19            | 3             | 70                             | 5                 | 10            | 1             | 48                             |
| Sweden                                 | 91             | 185            | 426            | 482            | -                 | -             | -             | 65                             | 20                | -             | -             | 48                             |
| Taiwan                                 | 2,448          | 3,601          | 4,068          | 13,728         | 70                | 126           | 311           | 1,816                          | 181               | 59            | 262           | 1,465                          |
| Turki/Turkiye                          | 15,319         | 17,435         | 16,809         | 14,814         | 673               | 869           | 1,070         | 9,554                          | 1,313             | 917           | 738           | 10,676                         |
| Ukraine                                | -              | 11             | 42             | 57             | -                 | -             | -             | -                              | -                 | -             | -             | -                              |
| United Kingdom                         | 583            | 1,267          | 2,118          | 2,512          | -                 | 20            | 60            | 486                            | 81                | 55            | 40            | 415                            |
| Vietnam                                | 98             | 294            | 1,822          | 3,093          | 302               | 146           | 202           | 2,326                          | -                 | 20            | 12            | 87                             |
| Negara lain<br>Other countries         | 26,761         | 66,899         | 52,370         | 14,411         | 2,303             | 6,906         | 4,672         | 30,225                         | 989               | 1,756         | 1,692         | 16,797                         |
| <b>Jumlah<br/>Total</b>                | <b>578,683</b> | <b>621,324</b> | <b>653,245</b> | <b>565,165</b> | <b>39,915</b>     | <b>57,482</b> | <b>48,204</b> | <b>441,156</b>                 | <b>57,488</b>     | <b>57,488</b> | <b>51,784</b> | <b>424,989</b>                 |

 Nota/Notes : <sup>P</sup> Awalan / Provisional      <sup>r</sup> Pindaan / Revised

K.G.K / D.R.C - Kandungan Getah Kering / Dry Rubber Content

Jumlah berbeza disebabkan pembundaran / The total differs due to rounding

**JADUAL 5: EKSPORT GETAH MUTU MALAYSIA (G.M.M.) MENGIKUT GRED**
*Table 5: Exports of Standard Malaysian Rubber (S.M.R.) by Grade*

 Tan metrik K.G.K.  
 Tonnes D.R.C.

| Gred<br>Grade           |                   |                |                |                | 2024              |               |               | Jumlah Terkumpul<br>Cumulative | 2023              |               |               | Jumlah Terkumpul<br>Cumulative |
|-------------------------|-------------------|----------------|----------------|----------------|-------------------|---------------|---------------|--------------------------------|-------------------|---------------|---------------|--------------------------------|
|                         | 2023 <sup>P</sup> | 2022           | 2021           | 2020           | Sep. <sup>P</sup> | Ogo.          | Jul.          | Jan.-Sep. <sup>P</sup><br>2024 | Sep. <sup>P</sup> | Ogo.          | Jul.          | Jan.-Sep.<br>2023              |
| G.M.M. L<br>S.M.R. L    | 627               | 450            | 759            | 1,072          | 39                | 100           | 38            | 503                            | 90                | 59            | 39            | 520                            |
| G.M.M. 5<br>S.M.R. 5    | 1,976             | 3,156          | 3,003          | 3,011          | 363               | 282           | 121           | 2,126                          | 302               | 81            | 161           | 1,572                          |
| G.M.M. 10<br>S.M.R. 10  | 141,366           | 174,476        | 165,867        | 143,681        | 14,007            | 16,125        | 14,513        | 119,042                        | 12,451            | 12,636        | 9,826         | 97,237                         |
| G.M.M. 20<br>S.M.R. 20  | 375,501           | 388,370        | 418,311        | 366,475        | 21,050            | 33,864        | 29,163        | 273,759                        | 40,048            | 39,880        | 36,861        | 280,623                        |
| G.M.M. GP<br>S.M.R. GP  | 21,091            | 22,189         | 19,534         | 16,846         | 2,409             | 2,717         | 1,986         | 19,398                         | 1,807             | 1,761         | 2,030         | 16,119                         |
| G.M.M. CV<br>S.M.R. CV  | 18,303            | 5,391          | 9,333          | 10,995         | 521               | 2,859         | 628           | 12,269                         | 1,123             | 1,628         | 1,350         | 14,062                         |
| Lain-Lain *<br>Others   | 2,160             | 9,391          | 7,528          | 2,384          | -                 | 40            | 129           | 1,091                          | 110               | 48            | 222           | 1,834                          |
| <b>Jumlah<br/>Total</b> | <b>561,025</b>    | <b>603,424</b> | <b>624,334</b> | <b>544,465</b> | <b>38,389</b>     | <b>55,987</b> | <b>46,577</b> | <b>428,188</b>                 | <b>55,932</b>     | <b>56,093</b> | <b>50,489</b> | <b>411,966</b>                 |

 Nota/Notes : <sup>P</sup> Awalan / Provisional <sup>r</sup> Pindaan / Revised

\* Lain-lain termasuk housegrade / Others includes housegrade

K.G.K / D.R.C - Kandungan Getah Kering / Dry Rubber Content

Jumlah berbeza disebabkan pembundaran / The total differs due to rounding

**JADUAL 6 : IMPORT GETAH ASLI MENGIKUT JENIS TERPILIH**

Table 6 : Imports of Natural Rubber by Selected Types

Tan metrik K.G.K.  
Tonnes D.R.C.

| Jenis<br>Type                                     | Dari dan melalui Singapura<br>From and via Singapore |            |            |                                |                   | Terus Negeri Asing<br>Direct Foreign |               |               |                                |                   | Jumlah<br>Total   |               |               |                                |                   |
|---------------------------------------------------|------------------------------------------------------|------------|------------|--------------------------------|-------------------|--------------------------------------|---------------|---------------|--------------------------------|-------------------|-------------------|---------------|---------------|--------------------------------|-------------------|
|                                                   | 2024                                                 |            |            | Jumlah Terkumpul<br>Cumulative |                   | 2024                                 |               |               | Jumlah Terkumpul<br>Cumulative |                   | 2024              |               |               | Jumlah Terkumpul<br>Cumulative |                   |
|                                                   | Sep. <sup>P</sup>                                    | Ogo.       | Jul.       | Jan.-Sep. <sup>P</sup><br>2024 | Jan.-Sep.<br>2023 | Sep. <sup>P</sup>                    | Ogo.          | Jul.          | Jan.-Sep. <sup>P</sup><br>2024 | Jan.-Sep.<br>2023 | Sep. <sup>P</sup> | Ogo.          | Jul.          | Jan.-Sep. <sup>P</sup><br>2024 | Jan.-Sep.<br>2023 |
|                                                   |                                                      |            |            |                                |                   |                                      |               |               |                                |                   |                   |               |               |                                |                   |
| Getah Asap Berbunga<br>Ribbed Smoked Sheets       | -                                                    | -          | -          | 1,024                          | 202               | 5,202                                | 1,906         | 5,506         | 103,273                        | 76,682            | 5,202             | 5,506         | 9,121         | 104,298                        | 76,884            |
| Lateks Pekat<br>Latex Concentrate                 | -                                                    | 0          | -          | 0                              | 47                | 18,779                               | 19,531        | 18,289        | 163,304                        | 149,354           | 18,779            | 18,289        | 16,976        | 163,304                        | 149,401           |
| Getah Berpiawaian <sup>†</sup><br>Standard Rubber | 101                                                  | 211        | -          | 9,368                          | 343               | 13,421                               | 24,523        | 13,170        | 177,282                        | 111,656           | 13,522            | 13,170        | 14,063        | 186,650                        | 111,999           |
| Jenis-jenis lain<br>Other types                   | 323                                                  | 242        | 319        | 3,212                          | 8,054             | 30,003                               | 30,122        | 19,679        | 283,446                        | 319,176           | 30,326            | 19,998        | 14,754        | 286,657                        | 329,069           |
| <b>Jumlah<br/>Total</b>                           | <b>424</b>                                           | <b>453</b> | <b>319</b> | <b>13,604</b>                  | <b>8,646</b>      | <b>67,405</b>                        | <b>76,082</b> | <b>56,643</b> | <b>727,305</b>                 | <b>656,868</b>    | <b>67,829</b>     | <b>56,963</b> | <b>54,914</b> | <b>740,909</b>                 | <b>667,353</b>    |

| Jenis<br>Type                                     | Dari dan melalui Singapura<br>From and via Singapore |               |               |               | Terus Negeri Asing<br>Direct Foreign |                  |                  |                  | Jumlah<br>Total  |                  |                  |                  |
|---------------------------------------------------|------------------------------------------------------|---------------|---------------|---------------|--------------------------------------|------------------|------------------|------------------|------------------|------------------|------------------|------------------|
|                                                   | 2023                                                 | 2022          | 2021          | 2020          | 2023                                 | 2022             | 2021             | 2020             | 2023             | 2022             | 2021             | 2020             |
| Getah Asap Berbunga<br>Ribbed Smoked Sheets       | 202                                                  | 2,222         | 8,160         | 6,770         | 120,202                              | 106,612          | 80,552           | 29,801           | 120,404          | 108,834          | 88,712           | 36,571           |
| Lateks Pekat<br>Latex Concentrate                 | 47                                                   | -             | 7             | 597           | 200,302                              | 286,931          | 337,247          | 347,714          | 200,348          | 286,931          | 337,254          | 348,311          |
| Getah Berpiawaian <sup>†</sup><br>Standard Rubber | 948                                                  | 3,001         | 262           | 318           | 213,279                              | 140,774          | 165,251          | 192,548          | 214,228          | 143,775          | 165,513          | 192,865          |
| Jenis-jenis lain<br>Other types                   | 17,117                                               | 6,345         | 12,048        | 18,511        | 450,837                              | 618,997          | 603,773          | 625,635          | 467,954          | 625,342          | 615,822          | 644,146          |
| <b>Jumlah<br/>Total</b>                           | <b>18,314</b>                                        | <b>11,568</b> | <b>20,478</b> | <b>26,195</b> | <b>984,620</b>                       | <b>1,153,315</b> | <b>1,186,823</b> | <b>1,195,697</b> | <b>1,002,934</b> | <b>1,164,883</b> | <b>1,207,301</b> | <b>1,221,893</b> |

Nota/Notes : <sup>P</sup> Awalan / Provisional <sup>r</sup> Pindaan / Revised

\* Piawaian getah secara teknikal setaraf dengan G.M.M. / Rubber by technical standard similar to S.M.R.

K.G.K / D.R.C - Kandungan Getah Kering / Dry Rubber Content

Jumlah berbeza disebabkan pembundaran / The total differs due to rounding

**JADUAL 7 : IMPORT GETAH ASLI MENGIKUT NEGARA ASAL**
*Table 7: Imports of Natural Rubber by Country of Origin*

 Tan metrik K.G.K.  
 Tonnes D.R.C.

| Negara-Negara Utama<br><i>Major Countries</i> | 2023 <sup>P</sup> | 2022         | 2021         | 2020         | 2024              |               |               | Jumlah Terkumpul<br><i>Cumulative</i> | 2023                   |                   |               | Jumlah Terkumpul<br><i>Cumulative</i> |
|-----------------------------------------------|-------------------|--------------|--------------|--------------|-------------------|---------------|---------------|---------------------------------------|------------------------|-------------------|---------------|---------------------------------------|
|                                               |                   |              |              |              | Sep. <sup>P</sup> | Ogo.          | Jul.          |                                       | Jan.-Sep. <sup>P</sup> | Sep. <sup>P</sup> | Ogo.          |                                       |
|                                               |                   |              |              |              | 2024              |               |               |                                       |                        |                   |               |                                       |
| Afrika Selatan/ <i>South Africa</i>           | 24,676            | 5,685        | 9,095        | 7,142        | 496               | 1,468         | 178           | 3,624                                 | 168                    | 624               | 283           | 20,832                                |
| Argentina                                     | 932               | 1,077        | 968          | 383          | -                 | -             | -             | -                                     | -                      | -                 | -             | 529                                   |
| Cameroon                                      | 1,938             | 767          | 1,586        | 539          | 642               | 830           | -             | 5,224                                 | 528                    | 263               | 20            | 1,187                                 |
| China                                         | 11,646            | 795          | 855          | 797          | -                 | -             | 101           | 1,078                                 | 2,461                  | 2,272             | 1,157         | 6,335                                 |
| Cote D'Ivoire                                 | 378,686           | 321,930      | 348,646      | 470,588      | 6,975             | 20,023        | 9,484         | 277,295                               | 37,909                 | 16,436            | 14,932        | 226,690                               |
| Congo                                         | 6,370             | 5,257        | 1,889        | 2,662        | 827               | 1,046         | 611           | 4,654                                 | 411                    | 616               | 511           | 4,686                                 |
| Filipina/ <i>Philippines</i>                  | 78,452            | 145,090      | 156,806      | 130,140      | 8,901             | 8,894         | 6,102         | 51,346                                | 5,289                  | 7,679             | 7,070         | 56,939                                |
| Ghana                                         | 40,690            | 26,961       | 21,219       | 28,853       | 10,087            | 7,420         | 2,347         | 39,407                                | 2,622                  | 1,398             | 2,022         | 22,460                                |
| Guatemala                                     | 2,077             | 1,008        | 2,359        | 2,067        | -                 | 101           | 101           | 1,212                                 | 302                    | 202               | 101           | 1,775                                 |
| Guinea                                        | 9,259             | 1,919        | 1,160        | 4,778        | 2,060             | 1,171         | 1,401         | 9,747                                 | 481                    | 1,179             | 1,157         | 6,035                                 |
| India                                         | 1,748             | 4,263        | 7,372        | 3,147        | -                 | -             | -             | 20                                    | -                      | -                 | 101           | 1,748                                 |
| Indonesia Rep.                                | 13                | 2,117        | 6,782        | 19,365       | 814               | -             | 15            | 899                                   | -                      | -                 | -             | 13                                    |
| Kemboja/ <i>Cambodia</i>                      | 612               | 874          | 1,277        | 1,840        | -                 | -             | -             | 287                                   | -                      | -                 | -             | 325                                   |
| Liberia                                       | 17,251            | 33,850       | 26,368       | 11,628       | 1,961             | 3,970         | 481           | 18,404                                | 1,663                  | 1,138             | 2,007         | 12,192                                |
| Myanmar                                       | 34,313            | 79,779       | 81,504       | 28,080       | 5,009             | 1,312         | 4,943         | 62,220                                | 77                     | -                 | 785           | 29,084                                |
| Nigeria                                       | 4,163             | 923          | 2,120        | 2,400        | 721               | 272           | 136           | 3,397                                 | 726                    | 494               | 202           | 2,021                                 |
| Papua New Guinea                              | 2,680             | 2,731        | 6,857        | 6,191        | -                 | 559           | 426           | 1,970                                 | 351                    | 92                | 207           | 1,364                                 |
| Sri Lanka                                     | 969               | 1,881        | 5,330        | 5,121        | -                 | -             | -             | 42                                    | -                      | 315               | -             | 945                                   |
| Thailand                                      | 370,543           | 514,515      | 512,815      | 478,136      | 25,034            | 24,806        | 26,149        | 238,183                               | 34,890                 | 27,216            | 23,586        | 263,823                               |
| Viet Nam                                      | 9,392             | 10,258       | 9,024        | 14,390       | 3,107             | 4,192         | 2,943         | 14,295                                | 853                    | 656               | 1,028         | 6,945                                 |
| Negara lain/ <i>Other countries</i>           | 6,523             | 3,204        | 3,268        | 3,646        | 1,195             | 471           | 1,546         | 7,605                                 | 105                    | 27                | -             | 1,425                                 |
| <b>Jumlah<br/>Total</b>                       | <b>#####</b>      | <b>#####</b> | <b>#####</b> | <b>#####</b> | <b>67,829</b>     | <b>76,535</b> | <b>56,963</b> | <b>740,909</b>                        | <b>88,837</b>          | <b>60,607</b>     | <b>55,168</b> | <b>667,353</b>                        |

Nota/Notes : <sup>P</sup> Awalan / Provisional <sup>r</sup> Pindaan / Revised  
 K.G.K / D.R.C - Kandungan Getah Kering / Dry Rubber Content  
 Jumlah berbeza disebabkan pembundaran / The total differs due to rounding

**JADUAL 8 : STOK GETAH ASLI PADA AKHIR BULAN MENGIKUT BANCI**

Table 8 : Stocks of Natural Rubber held at the end of the month by Census

Tan metrik K.G.K.  
Tonnes D.R.C.

| Banci<br>Census                      | Pada<br>akhir<br>bulan<br>At the end<br>of the<br>month | 2024              |                |                | 2023           |                |                |
|--------------------------------------|---------------------------------------------------------|-------------------|----------------|----------------|----------------|----------------|----------------|
|                                      |                                                         | Sep. <sup>P</sup> | Ogo.           | Jul.           | Sep.           | Ogo.           | Jul.           |
| Estet Getah<br>Rubber Estates        |                                                         | 172               | 238            | 272            | 177            | 283            | 253            |
| Pemproses Getah<br>Rubber Processors |                                                         | 114,799           | 117,601        | 131,373        | 136,015        | 126,456        | 141,825        |
| Pengguna Getah<br>Rubber Consumers   |                                                         | 15,636            | 14,916         | 16,461         | 16,819         | 17,017         | 17,640         |
| <b>Jumlah<br/>Total</b>              |                                                         | <b>130,607</b>    | <b>132,755</b> | <b>148,106</b> | <b>153,011</b> | <b>143,757</b> | <b>159,718</b> |

**JADUAL 9 : PENGELUARAN DAN STOK LATEKS PEKAT**

Table 9 : Production and Stocks of Concentrated Latex

Tan metrik K.G.K.  
Tonnes D.R.C.

| Tempoh<br>Period            | Pengeluaran<br>Production | Stok pada<br>akhir tempoh<br>Stocks at the<br>end of period |
|-----------------------------|---------------------------|-------------------------------------------------------------|
| 2023                        | 26,650                    | 16,163                                                      |
| 2022                        | 31,789                    | 17,278                                                      |
| 2021                        | 34,055                    | 23,774                                                      |
| 2020                        | 34,453                    | 24,788                                                      |
| 2024 Jan.-Sep. <sup>P</sup> | 21,813                    | 13,431                                                      |
| 2023 Jan.-Sep.              | 20,310                    | 16,286                                                      |
| 2024 Sep. <sup>P</sup>      | 1,103                     | 13,431                                                      |
| Ogo.                        | 2,480                     | 14,391                                                      |
| Jul                         | 2,967                     | 15,384                                                      |
| 2023 Sep. <sup>P</sup>      | 2,124                     | 16,286                                                      |
| Ogo.                        | 2,065                     | 16,270                                                      |
| Jul                         | 2,192                     | 16,635                                                      |

Nota/Notes : <sup>P</sup> Awalan / Provisional  
K.G.K / D.R.C - Kandungan Getah Kering / Dry Rubber Content

**JADUAL 10 : PENGGUNAAN DOMESTIK GETAH ASLI MENGIKUT INDUSTRI**

Table 10 : Domestic Consumption of Natural Rubber by Industry

Tan metrik K.G.K.

Tonnes D.R.C.

| Tempoh<br>Period | Keterangan<br>Industri<br>Industry<br>Description | Industri<br>tayar dan<br>tiub<br>Tyres and<br>tubes<br>industries | Membuat<br>kasut<br>getah<br>Manufacture<br>of rubber<br>footwear | Membuat produk getah lain, t.k.m.<br>Manufacture of other rubber products, n.e.c. |                                    |                                                      |                                               |                                     |              |                                                        | Semua<br>industri<br>pembuatan<br>lain yang<br>menggunakan<br>getah asli<br>All other<br>manufacturing<br>industries<br>consuming<br>natural rubber<br>(a) | Jumlah<br>Total |         |
|------------------|---------------------------------------------------|-------------------------------------------------------------------|-------------------------------------------------------------------|-----------------------------------------------------------------------------------|------------------------------------|------------------------------------------------------|-----------------------------------------------|-------------------------------------|--------------|--------------------------------------------------------|------------------------------------------------------------------------------------------------------------------------------------------------------------|-----------------|---------|
|                  |                                                   |                                                                   |                                                                   | Campuran<br>getah<br>Rubber<br>compound                                           | Gelang<br>getah<br>Rubber<br>bands | Kepingan-<br>kepingan<br>getah<br>Rubber<br>sheeting | Produk lateks<br>Latex products               |                                     |              | Produk<br>getah<br>lain<br>Other<br>rubber<br>products |                                                                                                                                                            |                 |         |
|                  |                                                   |                                                                   |                                                                   |                                                                                   |                                    |                                                      | Sarung<br>tangan<br>getah<br>Rubber<br>gloves | Benang<br>getah<br>Rubber<br>thread | Foam<br>Foam | Produk<br>lateks<br>lain<br>Other latex<br>products    |                                                                                                                                                            |                 |         |
| 2023             |                                                   | 25,603                                                            | 343                                                               | 1,566                                                                             | 1,729                              | 4,194                                                | 218,807                                       | 29,800                              | 3,789        | 12,539                                                 | 7,776                                                                                                                                                      | 4,252           | 310,398 |
| 2022             |                                                   | 31,314                                                            | 415                                                               | 1,574                                                                             | 2,025                              | 6,907                                                | 312,314                                       | 36,877                              | 4,446        | 14,099                                                 | 7,890                                                                                                                                                      | 8,735           | 426,594 |
| 2021             |                                                   | 31,259                                                            | 388                                                               | 1,418                                                                             | 1,930                              | 5,583                                                | 380,488                                       | 43,593                              | 5,265        | 13,740                                                 | 8,996                                                                                                                                                      | 9,303           | 501,961 |
| 2020             |                                                   | 32,640                                                            | 346                                                               | 1,690                                                                             | 1,866                              | 4,162                                                | 401,566                                       | 40,029                              | 5,948        | 13,113                                                 | 9,322                                                                                                                                                      | 8,050           | 518,732 |
| 2024             | Jan.-Sep. <sup>P</sup>                            | 20,211                                                            | 490                                                               | 1,612                                                                             | 1,218                              | 2,288                                                | 116,960                                       | 23,739                              | 782          | 7,687                                                  | 21,260                                                                                                                                                     | 5,194           | 201,441 |
| 2023             | Jan.-Sep.                                         | 19,138                                                            | 277                                                               | 1,178                                                                             | 1,338                              | 3,269                                                | 164,813                                       | 21,548                              | 3,114        | 9,644                                                  | 5,889                                                                                                                                                      | 3,428           | 233,636 |
| 2024             | Sep. <sup>P</sup>                                 | 1,843                                                             | 29                                                                | 98                                                                                | 132                                | 5                                                    | 14,405                                        | 2,889                               | 72           | 1,139                                                  | 2,101                                                                                                                                                      | 458             | 23,171  |
|                  | Ogo.                                              | 1,966                                                             | 32                                                                | 110                                                                               | 163                                | 4                                                    | 13,130                                        | 2,903                               | 77           | 857                                                    | 2,207                                                                                                                                                      | 412             | 21,861  |
|                  | Jul.                                              | 2,041                                                             | 34                                                                | 75                                                                                | 159                                | 436                                                  | 12,357                                        | 2,162                               | 92           | 792                                                    | 2,428                                                                                                                                                      | 462             | 21,039  |
| 2023             | Sep.                                              | 1,932                                                             | 10                                                                | 145                                                                               | 89                                 | 325                                                  | 17,742                                        | 1,985                               | 350          | 1,007                                                  | 680                                                                                                                                                        | 300             | 24,565  |
|                  | Ogo.                                              | 1,854                                                             | 8                                                                 | 154                                                                               | 67                                 | 344                                                  | 18,206                                        | 2,194                               | 351          | 987                                                    | 644                                                                                                                                                        | 349             | 25,159  |
|                  | Jul.                                              | 3,237                                                             | 26                                                                | 129                                                                               | 236                                | 402                                                  | 17,750                                        | 2,055                               | 308          | 1,136                                                  | 667                                                                                                                                                        | 716             | 26,661  |

Nota/Notes : <sup>P</sup> Awalan / Provisional

K.G.K / D.R.C - Kandungan Getah Kering / Dry Rubber Content

- (a) Semua industri pembuatan lain yang menggunakan getah asli mengikut keterangan industri termasuk industri membuat tali-temali, tali dan pintal, membuat keluaran pulpa, kertas dan kertas tebal, t.k.m., membuat keluaran-keluaran kimia, t.k.m., membuat keluaran-keluaran plastik, t.k.m., bengkel-bengkel, kabel dan dawai, membuat bahagian pengganti kereta motor dan kelengkapannya, membuat dan memasang basikal, basikal roda tiga dan beca.

All other manufacturing industries consuming natural rubber according to industry description includes cordage, rope and twine industries, manufacture of pulp, paper and paperboard articles, n.e.c., manufacture of chemical products, n.e.c., manufacture of plastic products, n.e.c., foundries, cables and wires, manufacture of motor vehicle parts and accessories, manufacture and assembly of bicycles, tricycles and trishaws.



**JADUAL 11: HARGA PURATA BULANAN BAGI GETAH ASLI**

Table 11 : Average Monthly Price of Natural Rubber

Sen/Kg

| Tempoh<br>Period | Harga di ladang<br>Farmgate price |                  | Sebut Harga pada waktu tengah hari - "F.O.B."**<br>Noon Quotations - F.O.B. |                                                                                             |                      |                      |                        |                        |                        |        |
|------------------|-----------------------------------|------------------|-----------------------------------------------------------------------------|---------------------------------------------------------------------------------------------|----------------------|----------------------|------------------------|------------------------|------------------------|--------|
|                  | Susu Getah Cair<br>Field Latex    | Sekerap<br>Scrap | Lateks Pekat*<br>Latex Concentrate                                          | Getah Mutu Malaysia (1 - Pallet tan metrik)<br>Standard Malaysian Rubber (1 - Tonne pallet) |                      |                      |                        |                        |                        |        |
|                  |                                   |                  |                                                                             | G.M.M. CV<br>S.M.R. CV                                                                      | G.M.M. L<br>S.M.R. L | G.M.M. 5<br>S.M.R. 5 | G.M.M. GP<br>S.M.R. GP | G.M.M. 10<br>S.M.R. 10 | G.M.M. 20<br>S.M.R. 20 |        |
| 2023             | 579.58                            | 542.89           | 509.68                                                                      | 869.48                                                                                      | 859.48               | 635.58               | 632.58                 | 625.58                 | 623.58                 |        |
| 2022             | 625.64                            | 539.69           | 566.93                                                                      | 964.87                                                                                      | 954.87               | 681.58               | 678.58                 | 671.58                 | 669.58                 |        |
| 2021             | 633.10                            | 555.11           | 563.86                                                                      | 959.76                                                                                      | 949.76               | 699.94               | 696.94                 | 689.94                 | 687.94                 |        |
| 2020             | 521.11                            | 406.99           | 491.01                                                                      | 838.34                                                                                      | 828.34               | 560.03               | 557.03                 | 550.03                 | 548.03                 |        |
| 2024             | Jan.-Sep. <sup>p</sup>            | 764.54           | 650.53                                                                      | 688.59                                                                                      | 1,167.64             | 1,157.64             | 793.70                 | 788.70                 | 778.70                 | 773.70 |
| 2023             | Jan.-Sep.                         | 524.72           | 470.67                                                                      | 501.41                                                                                      | 855.71               | 845.71               | 609.84                 | 606.84                 | 599.84                 | 597.84 |
| 2024             | Sep. <sup>p</sup>                 | 735.56           | 687.01                                                                      | 679.65                                                                                      | 1,152.75             | 1,142.75             | 840.93                 | 835.93                 | 825.93                 | 820.93 |
|                  | Ogo.                              | 680.00           | 664.26                                                                      | 634.07                                                                                      | 1,076.75             | 1,066.75             | 801.43                 | 796.43                 | 786.43                 | 781.43 |
|                  | Jul.                              | 724.41           | 670.80                                                                      | 647.23                                                                                      | 1,098.68             | 1,088.68             | 797.20                 | 792.20                 | 782.20                 | 777.20 |
| 2024             | Sep.                              | 504.59           | 525.59                                                                      | 481.08                                                                                      | 805.16               | 795.16               | 602.14                 | 599.14                 | 592.14                 | 657.00 |
|                  | Ogo.                              | 501.67           | 462.05                                                                      | 471.09                                                                                      | 805.16               | 795.16               | 602.14                 | 599.14                 | 592.14                 | 590.14 |
|                  | Jul.                              | 520.98           | 471.14                                                                      | 490.18                                                                                      | 837.00               | 827.00               | 606.43                 | 603.43                 | 596.43                 | 594.43 |

Nota/Notes : \* 60% Kandungan Getah Kering (K.G.K) / 60% Dry Rubber Content (D.R.C.)

\*\* F.O.B. - Free On Board

Punca: Lembaga Getah Malaysia (LGM)

Source: Malaysian Rubber Board (MRB)

**JADUAL 12 : GUNA TENAGA DAN GAJI & UPAH DIBAYAR MENGIKUT KATEGORI PEKERJA DI ESTET GETAH**
*Table 12 : Employment and Salaries & Wages Paid in Rubber Estates by Category of Workers*

| Seperti pada akhir tempoh<br>As at end of period |      | Pekerja bergaji dan Gaji & Upah<br>Employees and Salaries & Wages |                                          |                                       |                                          |                                       |                                          |                                                               |                                          |                                       |                                          |                                       |                                          |                 |  |
|--------------------------------------------------|------|-------------------------------------------------------------------|------------------------------------------|---------------------------------------|------------------------------------------|---------------------------------------|------------------------------------------|---------------------------------------------------------------|------------------------------------------|---------------------------------------|------------------------------------------|---------------------------------------|------------------------------------------|-----------------|--|
|                                                  |      | Pekerja diambil secara langsung<br>Employees directly employed    |                                          |                                       |                                          |                                       |                                          | Pekerja diambil secara kontrak<br>Employees on contract basis |                                          |                                       |                                          |                                       |                                          | Jumlah<br>Total |  |
|                                                  |      | Kakitangan Pentadbiran<br>Administrative Staff                    |                                          | Pekerja Estet<br>Estate Workers       |                                          | Pekerja Kilang<br>Factory Workers     |                                          | Pekerja Estet<br>Estate Workers                               |                                          | Pekerja Kilang<br>Factory Workers     |                                          |                                       |                                          |                 |  |
|                                                  |      | Bilangan pekerja<br>Number of workers                             | Gaji & Upah Salaries & Wages<br>(RM'000) | Bilangan pekerja<br>Number of workers | Gaji & Upah Salaries & Wages<br>(RM'000) | Bilangan pekerja<br>Number of workers | Gaji & Upah Salaries & Wages<br>(RM'000) | Bilangan pekerja<br>Number of workers                         | Gaji & Upah Salaries & Wages<br>(RM'000) | Bilangan pekerja<br>Number of workers | Gaji & Upah Salaries & Wages<br>(RM'000) | Bilangan pekerja<br>Number of workers | Gaji & Upah Salaries & Wages<br>(RM'000) |                 |  |
| 26                                               | 2023 | Dis.                                                              | 1,836                                    | 5,183                                 | 4,599                                    | 8,647                                 | -                                        | -                                                             | 2,810                                    | 4,270                                 | -                                        | -                                     | 9,245                                    | 18,100          |  |
|                                                  | 2022 | Dis.                                                              | 1,839                                    | 5,356                                 | 4,897                                    | 9,807                                 | -                                        | -                                                             | 2,244                                    | 3,817                                 | -                                        | -                                     | 8,980                                    | 18,981          |  |
|                                                  | 2021 | Dis.                                                              | 1,639                                    | 4,612                                 | 4,790                                    | 8,926                                 | -                                        | -                                                             | 1,557                                    | 2,280                                 | -                                        | -                                     | 7,986                                    | 15,819          |  |
|                                                  | 2020 | Dis.                                                              | 1,723                                    | 4,484                                 | 5,954                                    | 10,719                                | 48                                       | 101                                                           | 2,003                                    | 3,030                                 | -                                        | -                                     | 9,728                                    | 18,334          |  |
|                                                  | 2024 | Sep. <sup>P</sup>                                                 | 1,537                                    | 4,284                                 | 4,018                                    | 6,845                                 | -                                        | -                                                             | 2,240                                    | 4,139                                 | -                                        | -                                     | 7,795                                    | 15,268          |  |
|                                                  |      | Ogo.                                                              | 1,615                                    | 4,934                                 | 4,214                                    | 7,900                                 | -                                        | -                                                             | 2,313                                    | 4,155                                 | -                                        | -                                     | 8,142                                    | 16,990          |  |
|                                                  |      | Jul.                                                              | 1,662                                    | 4,651                                 | 4,398                                    | 8,319                                 | -                                        | -                                                             | 2,339                                    | 4,417                                 | -                                        | -                                     | 8,399                                    | 17,387          |  |
| 2023                                             | Sep. | 2,043                                                             | 5,462                                    | 5,373                                 | 8,956                                    | -                                     | -                                        | 2,975                                                         | 4,892                                    | -                                     | -                                        | 10,391                                | 19,310                                   |                 |  |
|                                                  | Ogo. | 2,064                                                             | 5,630                                    | 5,349                                 | 9,103                                    | -                                     | -                                        | 3,019                                                         | 5,033                                    | -                                     | -                                        | 10,432                                | 19,766                                   |                 |  |
|                                                  | Jul. | 2,028                                                             | 5,355                                    | 5,307                                 | 10,107                                   | -                                     | -                                        | 2,871                                                         | 4,932                                    | -                                     | -                                        | 10,206                                | 20,393                                   |                 |  |

 Nota/Notes : <sup>P</sup> Awalan / Provisional

**JADUAL 13 : PRODUKTIVITI PENGELUARAN DAN PENOREH BAGI ESTET GETAH**

Table 13 : Productivity of Production and Tappers in Rubber Estates

| Tempoh<br>Period            | Bilangan pekerja pada akhir tempoh<br>Number of workers at end of period |                                 |                 | Gaji & Upah (RM '000)<br>Salaries & Wages |                                 |                 | Keluasan ditanam pada akhir tempoh<br>Planted area at end of period (Hektar)<br>(Hectare) | Pengeluaran<br>Production (Kg K.G.K)<br>(Kg D.R.C) | Keluasan ditoreh pada akhir tempoh<br>Tapped area at end of period (Hektar)<br>(Hectare) | Purata bil. hari menoreh<br>Average number of tapping days | Produktiviti pengeluaran<br>Productivity of production (Kg/Hek)<br>(Kg/Ha) | Produktiviti penoreh (sehari)<br>Productivity of tappers (per day) |                           |                    |                                 |
|-----------------------------|--------------------------------------------------------------------------|---------------------------------|-----------------|-------------------------------------------|---------------------------------|-----------------|-------------------------------------------------------------------------------------------|----------------------------------------------------|------------------------------------------------------------------------------------------|------------------------------------------------------------|----------------------------------------------------------------------------|--------------------------------------------------------------------|---------------------------|--------------------|---------------------------------|
|                             | Pekerja Estet<br>Estate Workers                                          | Lain-Lain<br>Others             | Jumlah<br>Total | Pekerja Estet<br>Estate Workers           | Lain-Lain<br>Others             | Jumlah<br>Total |                                                                                           |                                                    |                                                                                          |                                                            |                                                                            | (RM)                                                               | (Kg K.G.K)<br>(Kg D.R.C.) |                    |                                 |
|                             |                                                                          |                                 |                 |                                           |                                 |                 |                                                                                           |                                                    |                                                                                          |                                                            |                                                                            |                                                                    |                           | Penoreh<br>Tappers | Pekerja Ladang<br>Field Workers |
|                             | Penoreh<br>Tappers                                                       | Pekerja Ladang<br>Field Workers |                 | Penoreh<br>Tappers                        | Pekerja Ladang<br>Field Workers |                 |                                                                                           |                                                    |                                                                                          |                                                            |                                                                            |                                                                    |                           |                    |                                 |
| 2023                        | 5,073                                                                    | 2,336                           | 1,844           | 9,253                                     | 95,780                          | 64,859          | 65,531                                                                                    | 226,171                                            | 115,270                                                                                  | 50,381,492                                                 | 49,582                                                                     | 230                                                                | 1,016.1                   | 82.3               | 43.3                            |
| 2022                        | 4,519                                                                    | 2,622                           | 1,847           | 8,988                                     | 77,589                          | 52,412          | 60,469                                                                                    | 190,470                                            | 107,640                                                                                  | 47,387,068                                                 | 52,973                                                                     | 229                                                                | 894.6                     | 74.8               | 45.7                            |
| 2021                        | 4,232                                                                    | 2,115                           | 1,647           | 7,994                                     | 75,305                          | 40,753          | 49,996                                                                                    | 166,054                                            | 85,617                                                                                   | 45,347,184                                                 | 43,143                                                                     | 246                                                                | 1,051.1                   | 72.5               | 43.6                            |
| 2020                        | 5,455                                                                    | 2,502                           | 1,779           | 9,736                                     | 90,759                          | 44,881          | 51,627                                                                                    | 187,267                                            | 91,013                                                                                   | 56,420,718                                                 | 43,234                                                                     | 253                                                                | 1,305.0                   | 65.8               | 40.9                            |
| 2024 Jan.-Sep. <sup>P</sup> | 4,190                                                                    | 2,068                           | 1,537           | 7,795                                     | 60,662                          | 42,448          | 42,581                                                                                    | 145,691                                            | 107,810                                                                                  | 33,608,262                                                 | 59,310                                                                     | 160                                                                | 566.7                     | 75.4               | 41.1                            |
| 2023 Jan.-Sep.              | 5,551                                                                    | 2,797                           | 2,043           | 10,391                                    | 67,616                          | 49,074          | 49,395                                                                                    | 166,085                                            | 115,393                                                                                  | 36,916,040                                                 | 58,912                                                                     | 174                                                                | 626.6                     | 70.2               | 38.2                            |
| 2024 Sep. <sup>P</sup>      | 4,190                                                                    | 2,068                           | 1,537           | 7,795                                     | 7,002                           | 3,982           | 4,284                                                                                     | 15,268                                             | 107,810                                                                                  | 4,372,380                                                  | 59,310                                                                     | 19                                                                 | 73.7                      | 85.9               | 53.6                            |
| Ogo.                        | 4,443                                                                    | 2,084                           | 1,615           | 8,142                                     | 7,523                           | 4,532           | 4,934                                                                                     | 16,990                                             | 110,385                                                                                  | 4,287,597                                                  | 58,487                                                                     | 20                                                                 | 73.3                      | 85.5               | 48.7                            |
| Jul.                        | 4,498                                                                    | 2,239                           | 1,662           | 8,399                                     | 8,043                           | 4,693           | 4,651                                                                                     | 17,387                                             | 110,531                                                                                  | 4,729,020                                                  | 55,871                                                                     | 21                                                                 | 84.6                      | 85.5               | 50.3                            |
| 2023 Sep.                   | 5,551                                                                    | 2,797                           | 2,043           | 10,391                                    | 8,400                           | 5,448           | 5,462                                                                                     | 19,310                                             | 116,386                                                                                  | 4,732,430                                                  | 58,912                                                                     | 20                                                                 | 80.3                      | 76.9               | 43.3                            |
| Ogo.                        | 5,477                                                                    | 2,891                           | 2,070           | 10,438                                    | 8,504                           | 5,633           | 5,630                                                                                     | 19,766                                             | 116,386                                                                                  | 5,214,736                                                  | 58,803                                                                     | 20                                                                 | 88.7                      | 76.5               | 46.9                            |
| Jul.                        | 5,292                                                                    | 2,886                           | 2,041           | 10,219                                    | 8,276                           | 6,762           | 5,355                                                                                     | 20,393                                             | 116,184                                                                                  | 5,046,502                                                  | 57,648                                                                     | 20                                                                 | 87.5                      | 78.9               | 48.1                            |

Nota/Notes :

<sup>P</sup> Awalan / Provisional

K.G.K / D.R.C - Kandungan Getah Kering / Dry Rubber Content

**JADUAL 14 : PENGELUARAN, KELUASAN DITOREH DAN PURATA BILANGAN HARI MENOREH BAGI ESTET GETAH MENGIKUT NEGERI**

*Table 14 : Production, Tapped Area and Average Number of Tapping Days in Rubber Estates by State*

| Negeri<br>State<br>(a)   | Bilangan<br>estet<br>Number<br>of estates | Pengeluaran<br>Production<br>Tan metrik K.G.K.<br>Tonnes D.R.C. |              |              | Keluasan ditoreh pada akhir tempoh<br>Tapped area at end of period<br>Hektar<br>Hectare |               |               | Purata bilangan hari menoreh<br>Average number of tapping days |           |           |
|--------------------------|-------------------------------------------|-----------------------------------------------------------------|--------------|--------------|-----------------------------------------------------------------------------------------|---------------|---------------|----------------------------------------------------------------|-----------|-----------|
|                          |                                           | 2024                                                            |              |              | 2024                                                                                    |               |               | 2024                                                           |           |           |
|                          |                                           | Sep. <sup>P</sup>                                               | Ogo.         | Jul.         | Sep. <sup>P</sup>                                                                       | Ogo.          | Jul.          | Sep. <sup>P</sup>                                              | Ogo.      | Jul.      |
|                          |                                           | Johor                                                           | 17           | 432          | 420                                                                                     | 436           | 4,040         | 4,374                                                          | 3,566     | 22        |
| Kedah & Perlis           | 33                                        | 527                                                             | 482          | 690          | 10,124                                                                                  | 10,166        | 10,166        | 18                                                             | 19        | 21        |
| Kelantan & Terengganu    | 69                                        | 1,882                                                           | 1,764        | 1,986        | 25,643                                                                                  | 20,483        | 20,210        | 19                                                             | 19        | 20        |
| Melaka & Negeri Sembilan | 17                                        | 83                                                              | 84           | 77           | 734                                                                                     | 734           | 734           | 24                                                             | 24        | 24        |
| Pahang                   | 24                                        | 898                                                             | 895          | 894          | 9,115                                                                                   | 9,115         | 8,190         | 22                                                             | 22        | 23        |
| Perak                    | 15                                        | 90                                                              | 101          | 172          | 1,616                                                                                   | 2,131         | 2,131         | 17                                                             | 18        | 19        |
| Selangor                 | 6                                         | 132                                                             | 149          | 167          | 2,731                                                                                   | 2,731         | 3,331         | 19                                                             | 15        | 17        |
| Sabah & Sarawak          | 7                                         | 395                                                             | 393          | 307          | 6,137                                                                                   | 6,137         | 6,137         | 20                                                             | 21        | 23        |
| <b>Jumlah<br/>Total</b>  | <b>188</b>                                | <b>4,439</b>                                                    | <b>4,288</b> | <b>4,729</b> | <b>60,140</b>                                                                           | <b>55,871</b> | <b>54,465</b> | <b>19</b>                                                      | <b>21</b> | <b>20</b> |

Nota/Notes : <sup>P</sup> Awalan / Provisional

(a) Tiada estet direkodkan bagi negeri Pulau Pinang / No estates were recorded in Pulau Pinang.

K.G.K / D.R.C - Kandungan Getah Kering / Dry Rubber Content



**JADUAL STATISTIK SUKU TAHUNAN**  
*QUARTERLY STATISTICAL TABLES*



**JADUAL 15 : PENAWARAN DAN PERMINTAAN GETAH ASLI MENGIKUT SUKU TAHUNAN**
*Table 15 : Supply and Demand of Natural Rubber by Quarter*

 Tan metrik K.G.K.  
 Tonnes D.R.C.

| Tempoh<br>Period | Penawaran<br>Supply                                                            |                     |                           |                                 |                                              | Permintaan<br>Demand                   |                      |                                                   |                                                                         |                                         |         |
|------------------|--------------------------------------------------------------------------------|---------------------|---------------------------|---------------------------------|----------------------------------------------|----------------------------------------|----------------------|---------------------------------------------------|-------------------------------------------------------------------------|-----------------------------------------|---------|
|                  | Stok**<br>pada<br>awal<br>tempoh<br>Stocks<br>at the<br>beginning<br>of period | Import *<br>Imports | Pengeluaran<br>Production |                                 |                                              | Jumlah<br>Penawaran<br>Total<br>Supply | Eksport *<br>Exports | Penggunaan<br>Domestik<br>Domestic<br>Consumption | Stok<br>pada<br>akhir<br>tempoh<br>Stocks<br>at the<br>end of<br>period | Jumlah<br>Permintaan<br>Total<br>Demand |         |
|                  |                                                                                |                     | Estet<br>Estates          | Kebun Kecil***<br>Smallholdings | Jumlah<br>Pengeluaran<br>Total<br>Production |                                        |                      |                                                   |                                                                         |                                         |         |
| <b>2020</b>      | 244,930                                                                        | 1,221,893           | 56,421                    | 458,281                         | 514,702                                      | 1,981,525                              | 565,165              | 518,732                                           | 249,551                                                                 | 1,333,448                               |         |
| <b>2021</b>      | 249,551                                                                        | 1,207,301           | 45,347                    | 424,322                         | 469,669                                      | 1,926,521                              | 653,245              | 501,961                                           | 285,245                                                                 | 1,440,451                               |         |
| <b>2022</b>      | 285,245                                                                        | 1,164,883           | 47,387                    | 329,660                         | 377,047                                      | 1,827,174                              | 621,324              | 426,594                                           | 201,360                                                                 | 1,249,278                               |         |
| <b>2023</b>      | 201,360                                                                        | 1,002,934           | 50,381                    | 297,474                         | 347,856                                      | 1,552,149                              | 578,683              | 310,398                                           | 191,304                                                                 | 1,080,385                               |         |
| <b>2020</b>      | <b>ST1 / Q1</b>                                                                | 244,930             | 371,299                   | 13,667                          | 136,992                                      | 150,659                                | 766,888              | 142,877                                           | 123,648                                                                 |                                         | 266,525 |
|                  | <b>ST2 / Q2</b>                                                                |                     | 183,638                   | 11,076                          | 78,113                                       | 89,190                                 | 272,828              | 112,963                                           | 120,888                                                                 |                                         | 233,851 |
|                  | <b>ST3 / Q3</b>                                                                |                     | 299,600                   | 17,036                          | 115,495                                      | 132,531                                | 432,131              | 136,764                                           | 139,214                                                                 |                                         | 275,978 |
|                  | <b>ST4 / Q4</b>                                                                |                     | 367,355                   | 14,641                          | 127,681                                      | 142,322                                | 509,677              | 172,561                                           | 134,982                                                                 | 249,551                                 | 557,094 |
| <b>2021</b>      | <b>ST1 / Q1</b>                                                                | 249,551             | 350,472                   | 13,013                          | 118,630                                      | 131,643                                | 731,666              | 161,609                                           | 141,541                                                                 |                                         | 303,150 |
|                  | <b>ST2 / Q2</b>                                                                |                     | 295,306                   | 9,216                           | 80,769                                       | 89,985                                 | 385,290              | 152,395                                           | 124,210                                                                 |                                         | 276,605 |
|                  | <b>ST3 / Q3</b>                                                                |                     | 249,969                   | 12,037                          | 120,695                                      | 132,732                                | 382,700              | 170,149                                           | 106,741                                                                 |                                         | 276,890 |
|                  | <b>ST4 / Q4</b>                                                                |                     | 311,554                   | 11,081                          | 104,229                                      | 115,310                                | 426,864              | 169,092                                           | 129,470                                                                 | 285,245                                 | 583,806 |
| <b>2022</b>      | <b>ST1 / Q1</b>                                                                | 285,245             | 372,683                   | 12,274                          | 88,771                                       | 101,045                                | 758,972              | 151,874                                           | 128,107                                                                 |                                         | 279,981 |
|                  | <b>ST2 / Q2</b>                                                                |                     | 283,815                   | 10,258                          | 64,377                                       | 74,635                                 | 358,450              | 160,474                                           | 115,649                                                                 |                                         | 276,123 |
|                  | <b>ST3 / Q3</b>                                                                |                     | 250,895                   | 13,307                          | 97,662                                       | 110,969                                | 361,864              | 168,464                                           | 97,475                                                                  |                                         | 265,939 |
|                  | <b>ST4 / Q4</b>                                                                |                     | 257,490                   | 11,549                          | 78,850                                       | 90,399                                 | 347,888              | 140,513                                           | 85,362                                                                  | 201,360                                 | 427,235 |
| <b>2023</b>      | <b>ST1 / Q1</b>                                                                | 201,360             | 299,896                   | 11,392                          | 72,456                                       | 83,848                                 | 585,104              | 135,049                                           | 83,028                                                                  |                                         | 218,077 |
|                  | <b>ST2 / Q2</b>                                                                |                     | 162,844                   | 10,531                          | 66,923                                       | 77,453                                 | 240,298              | 123,639                                           | 74,526                                                                  |                                         | 198,165 |
|                  | <b>ST3 / Q3</b>                                                                |                     | 204,612                   | 14,994                          | 77,605                                       | 92,599                                 | 297,211              | 166,301                                           | 76,082                                                                  |                                         | 242,383 |
|                  | <b>ST4 / Q4</b>                                                                |                     | 335,581                   | 13,465                          | 80,490                                       | 93,956                                 | 429,536              | 153,694                                           | 76,762                                                                  | 191,304                                 | 421,760 |
| <b>2024</b>      | <b>ST1 / Q1</b>                                                                | 191,304             | 343,703                   | 11,188                          | 75,755                                       | 86,944                                 | 621,951              | 157,159                                           | 73,905                                                                  |                                         | 231,064 |
|                  | <b>ST2<sup>P</sup> / Q2<sup>P</sup></b>                                        |                     | 195,880                   | 9,031                           | 67,817                                       | 76,848                                 | 272,727              | 138,396                                           | 61,436                                                                  |                                         | 199,832 |
|                  | <b>ST3<sup>P</sup> / Q3<sup>P</sup></b>                                        |                     | 201,327                   | 13,389                          | 91,408                                       | 104,797                                | 306,124              | 145,602                                           | 66,069                                                                  | 130,608                                 | 342,278 |

 Nota/Notes : <sup>P</sup> Awalan / Provisional <sup>r</sup> Pindaan / Revised

ST - Suku Tahun / Q - Quarter

K.G.K / D.R.C - Kandungan Getah Kering / Dry Rubber Content

\* Import dan Eksport - data hanya meliputi kod getah asli di bawah HS4001.10.000 hingga HS4001.29.999

*Imports and Exports - the data only covers natural rubber codes under HS4001.10.000 to HS4001.29.999*

\*\* Stok merujuk pada awal tahun dan akhir tahun

*Stock refers to beginning of the year and end of the year*

\*\*\* Termasuk kebun kecil Lembaga Kemajuan Tanah Persekutuan (FELDA)

*Includes Federal Land Development Authority (FELDA) smallholdings*

JADUAL 16 : EKSPORT GETAH ASLI MENGIKUT NEGARA YANG DITUJU MENGIKUT SUKU TAHUNAN

Table 16 : Exports of Natural Rubber by Country of Destination by Quarter

Tan metrik K.G.K.  
Tonnes D.R.C.

| Negara-Negara Utama<br>Major Countries            | 2020    | 2021    | 2022    | 2023 <sup>P</sup> | 2021   |        |        |        | 2022   |        |        |        | 2023   |        |        |        | 2024   |        |                  |
|---------------------------------------------------|---------|---------|---------|-------------------|--------|--------|--------|--------|--------|--------|--------|--------|--------|--------|--------|--------|--------|--------|------------------|
|                                                   |         |         |         |                   | ST1    | ST2    | ST3    | ST4    | ST1    | ST2    | ST3    | ST4    | ST1    | ST2    | ST3    | ST     | ST1    | ST2    | ST3 <sup>P</sup> |
|                                                   |         |         |         |                   | Q1     | Q2     | Q3     | Q4     | Q1     | Q2     | Q3     | Q4     | Q1     | Q2     | Q3     | Q4     | Q1     | Q2     | Q3 <sup>P</sup>  |
| Afrika Selatan/ South Africa                      | 3,564   | 4,506   | 3,089   | 1,829             | 951    | 1,059  | 1,949  | 548    | 1,130  | 903    | 476    | 580    | 333    | 490    | 526    | 480    | 732    | 411    | 766              |
| Amerika Syarikat/U.S.A                            | 18,655  | 39,186  | 34,182  | 15,708            | 5,816  | 6,430  | 17,191 | 9,749  | 7,583  | 15,417 | 6,323  | 4,859  | 3,201  | 3,347  | 4,686  | 4,473  | 6,051  | 8,092  | 11,379           |
| Argentina                                         | 3,620   | 5,796   | 4,530   | 4,949             | 1,752  | 1,071  | 1,395  | 1,578  | 1,571  | 1,275  | 726    | 959    | 1,110  | 1,189  | 1,524  | 1,126  | 1,113  | 806    | 710              |
| Belanda/Netherlands                               | 2,671   | 1,079   | 825     | 1,555             | 358    | 485    | 73     | 164    | 243    | 269    | 107    | 206    | 821    | 212    | 393    | 128    | 351    | 80     | 60               |
| Belgium                                           | 1,790   | 7,481   | 131     | 213               | 7,045  | 216    | 110    | 110    | 63     | -      | 55     | 13     | 60     | 78     | 38     | 37     | 112    | 52     | 39               |
| Brazil                                            | 10,987  | 12,036  | 15,659  | 10,681            | 4,061  | 2,438  | 3,024  | 2,512  | 3,763  | 3,790  | 4,518  | 3,587  | 2,384  | 2,574  | 2,994  | 2,729  | 3,435  | 3,148  | 3,721            |
| China                                             | 292,689 | 315,556 | 285,716 | 279,038           | 73,475 | 84,291 | 76,254 | 81,537 | 70,323 | 65,963 | 75,587 | 73,843 | 67,693 | 58,526 | 75,794 | 77,025 | 71,445 | 55,582 | 42,092           |
| Emiriah Arab Bersatu<br>United Arab Emirates      | 27,075  | 36,860  | 51,665  | 57,439            | 12,474 | 5,261  | 7,378  | 11,747 | 14,390 | 10,654 | 14,031 | 12,590 | 11,189 | 7,159  | 25,606 | 13,486 | 14,598 | 8,039  | 23,728           |
| Finland                                           | 18,467  | 25,885  | 18,186  | 6,391             | 7,278  | 5,645  | 5,040  | 7,923  | 5,786  | 6,451  | 3,730  | 2,219  | 746    | 1,109  | 2,419  | 2,117  | 706    | 847    | -                |
| Greece                                            | 382     | 273     | 148     | 100               | 88     | 54     | 101    | 29     | 79     | 21     | 37     | 11     | 50     | 28     | 23     | -      | 79     | 18     | 18               |
| Hong Kong                                         | 31      | 41      | 45      | 3                 | 10     | 11     | 20     | -      | 20     | 4      | 13     | 8      | -      | 3      | -      | -      | 3      | -      | 8                |
| India                                             | 12,852  | 22,733  | 24,566  | 29,171            | 3,790  | 6,325  | 7,280  | 5,338  | 3,929  | 5,870  | 8,676  | 6,091  | 5,812  | 9,205  | 9,126  | 5,028  | 8,602  | 15,234 | 12,255           |
| Iran, Republik Islam<br>Iran, Islamic Republic of | 20,132  | 15,076  | 17,745  | 14,796            | 6,468  | 1,610  | 2,250  | 4,749  | 4,352  | 3,906  | 5,553  | 3,934  | 2,032  | 2,067  | 4,011  | 6,686  | 1,994  | 1,436  | 220              |
| Itali/ Italy                                      | 6,195   | 5,216   | 4,626   | 5,134             | 1,702  | 1,327  | 1,066  | 1,120  | 1,382  | 1,344  | 1,384  | 516    | 1,601  | 1,270  | 1,202  | 1,061  | 933    | 658    | 814              |
| Jepun/ Japan                                      | 2,454   | 5,081   | 5,710   | 69                | 2,012  | 1,260  | 1,021  | 788    | 1,463  | 1,522  | 1,326  | 1,399  | 19     | 10     | 21     | 19     | 50     | 63     | 413              |
| Jerman/ Germany                                   | 57,442  | 28,596  | 26,314  | 54,768            | 11,221 | 7,722  | 4,138  | 5,515  | 5,138  | 5,074  | 9,211  | 6,892  | 12,379 | 14,245 | 12,964 | 15,180 | 16,013 | 13,295 | 15,612           |
| Kanada/ Canada                                    | 2,758   | 3,561   | 2,239   | 1,387             | 958    | 1,056  | 701    | 847    | 646    | 988    | 242    | 363    | 480    | 504    | 121    | 282    | 530    | 181    | 665              |
| Korea, Rep.<br>Korea, Rep. of                     | 9,139   | 8,575   | 5,946   | 6,034             | 1,978  | 2,650  | 2,130  | 1,818  | 1,627  | 1,005  | 1,525  | 1,789  | 1,435  | 1,613  | 1,598  | 1,388  | 1,751  | 4,054  | 1,975            |

Nota/Notes : <sup>P</sup> Awalan / Provisional

K.G.K / D.R.C - Kandungan Getah Kering / Dry Rubber Content

Jumlah berbeza disebabkan pembundaran / The total differs due to rounding

ST - Suku Tahun / Q - Quarter



JADUAL 16 : EKSPORT GETAH ASLI MENGIKUT NEGARA YANG DITUJU MENGIKUT SUKU TAHUNAN (Samb.)

Table 16 : Exports of Natural Rubber by Country of Destination by Quarter (Cont'd)

Tan metrik K.G.K.  
Tonnes D.R.C.

| Negara-Negara Utama<br>Major Countries | 2020           | 2021           | 2022           | 2023 <sup>P</sup> | 2021           |                |                |                | 2022           |                |                |                | 2023           |                |                |                | 2024           |                |                  |
|----------------------------------------|----------------|----------------|----------------|-------------------|----------------|----------------|----------------|----------------|----------------|----------------|----------------|----------------|----------------|----------------|----------------|----------------|----------------|----------------|------------------|
|                                        |                |                |                |                   | ST1            | ST2            | ST3            | ST4            | ST1            | ST2            | ST3            | ST4            | ST1            | ST2            | ST3            | ST4            | ST1            | ST2            | ST3 <sup>P</sup> |
|                                        |                |                |                |                   | Q1             | Q2             | Q3             | Q4             | Q1             | Q2             | Q3             | Q4             | Q1             | Q2             | Q3             | Q4             | Q1             | Q2             | Q3 <sup>P</sup>  |
| Mesir/ Egypt                           | 7,642          | 8,715          | 10,900         | 9,375             | 2,028          | 1,678          | 3,256          | 1,753          | 2,546          | 3,430          | 2,593          | 2,331          | 2,404          | 2,173          | 2,379          | 2,419          | 2,759          | 2,832          | 2,084            |
| Mexico                                 | 257            | 1,771          | 2,867          | 1,730             | 60             | 381            | 260            | 1,069          | 1,146          | 482            | 974            | 265            | 730            | 302            | 549            | 149            | 954            | 541            | 2,132            |
| Pakistan                               | 2,446          | 10,998         | 8,623          | 17,129            | 2,495          | 1,961          | 2,233          | 4,310          | 1,816          | 2,918          | 2,946          | 942            | 2,001          | 4,966          | 6,832          | 3,331          | 5,579          | 5,458          | 3,037            |
| Perancis/ France                       | 6,176          | 9,650          | 3,062          | 3,077             | 975            | 1,434          | 6,129          | 1,113          | 1,418          | 622            | 582            | 441            | 1,587          | 363            | 849            | 279            | 1,258          | 841            | 1,539            |
| Poland                                 | 1,373          | 1,237          | 948            | 913               | 298            | 293            | 271            | 375            | 302            | 269            | 296            | 81             | 224            | 335            | 182            | 172            | 191            | 114            | 179              |
| Portugal                               | 4,980          | 3,327          | 2,834          | 10,357            | 786            | 907            | 989            | 645            | 847            | 374            | 1,028          | 585            | 1,251          | 2,661          | 3,932          | 2,513          | 3,528          | 3,446          | 3,931            |
| Sepanyol/ Spain                        | 2,229          | 2,304          | 1,042          | 1,461             | 592            | 477            | 581            | 654            | 144            | 355            | 324            | 219            | 435            | 309            | 383            | 335            | 512            | 266            | 461              |
| Singapura/ Singapore                   | 60             | 52             | 37             | 76                | 16             | 12             | 18             | 6              | 14             | 10             | 8              | 5              | 17             | 20             | 16             | 23             | 15             | 26             | 30               |
| Sweden                                 | 482            | 426            | 185            | 91                | 144            | 134            | 79             | 69             | 67             | 33             | 23             | 63             | 26             | 23             | 20             | 23             | 20             | 45             | -                |
| Taiwan                                 | 13,728         | 4,068          | 3,601          | 2,448             | 2,492          | 552            | 400            | 624            | 821            | 698            | 1,418          | 664            | 352            | 793            | 501            | 803            | 775            | 533            | 508              |
| Turki/ Turkiye                         | 14,814         | 16,809         | 17,435         | 15,319            | 4,510          | 3,900          | 4,455          | 3,944          | 4,793          | 5,002          | 4,753          | 2,888          | 5,879          | 3,141          | 2,969          | 3,330          | 4,173          | 2,770          | 2,612            |
| Ukraine                                | 57             | 42             | 11             | -                 | 10             | 32             | -              | -              | 11             | -              | -              | -              | -              | -              | -              | -              | -              | -              | -                |
| United Kingdom                         | 2,512          | 2,118          | 1,267          | 583               | 709            | 530            | 384            | 496            | 392            | 291            | 329            | 256            | 219            | 101            | 176            | 88             | 199            | 203            | 81               |
| Vietnam                                | 3,093          | 1,822          | 294            | 98                | 718            | 281            | 578            | 245            | 92             | 61             | 114            | 27             | 35             | 20             | 32             | 11             | 433            | 1,243          | 650              |
| Negara lain<br>Other countries         | 14,411         | 52,370         | 66,899         | 26,761            | 4,340          | 10,914         | 19,399         | 17,718         | 13,979         | 21,471         | 19,560         | 11,888         | 8,546          | 4,805          | 4,437          | 8,974          | 8,265          | 8,079          | 13,881           |
| <b>Jumlah</b><br>Total                 | <b>565,165</b> | <b>653,245</b> | <b>621,324</b> | <b>578,683</b>    | <b>161,609</b> | <b>152,395</b> | <b>170,149</b> | <b>169,092</b> | <b>151,874</b> | <b>160,474</b> | <b>168,464</b> | <b>140,513</b> | <b>135,049</b> | <b>123,639</b> | <b>166,301</b> | <b>153,694</b> | <b>157,159</b> | <b>138,393</b> | <b>145,602</b>   |

Nota/Notes : <sup>P</sup> Awalan / Provisional <sup>r</sup> Pindaan / Revised  
K.G.K / D.R.C - Kandungan Getah Kering / Dry Rubber Content  
Jumlah berbeza disebabkan pembundaran / The total differs due to rounding  
ST - Suku Tahun / Q - Quarter

**JADUAL 17 : IMPORT GETAH ASLI MENGIKUT NEGARA ASAL MENGIKUT SUKU TAHUNAN**

Table 17: Imports of Natural Rubber by Country of Origin by Quarter

 Tan metrik K.G.K.  
Tonnes D.R.C.

| Negara Asal<br>Country of Origin | 2020             | 2021             | 2022             | 2023 <sup>P</sup> | 2021           |                |                |                | 2022           |                |                |                | 2023           |                |                |                | 2024           |                |                  |
|----------------------------------|------------------|------------------|------------------|-------------------|----------------|----------------|----------------|----------------|----------------|----------------|----------------|----------------|----------------|----------------|----------------|----------------|----------------|----------------|------------------|
|                                  |                  |                  |                  |                   | ST1            | ST2            | ST3            | ST4            | ST1            | ST2            | ST3            | ST4            | ST1            | ST2            | ST3            | ST4            | ST1            | ST2            | ST3 <sup>P</sup> |
|                                  |                  |                  |                  |                   | Q1             | Q2             | Q3             | Q4             | Q1             | Q2             | Q3             | Q4             | Q1             | Q2             | Q3             | Q4             | Q1             | Q2             | Q3 <sup>P</sup>  |
| Afrika Selatan/ South Africa     | 7,142            | 9,095            | 5,685            | 24,676            | 433            | 573            | 4,184          | 3,904          | 2,567          | 1,140          | 1,252          | 726            | 16,899         | 2,859          | 1,074          | 3,843          | 702            | 781            | 2,141            |
| Argentina                        | 383              | 968              | 1,077            | 932               | -              | 363            | 81             | 524            | -              | 81             | 524            | 472            | 529            | -              | -              | 403            | -              | -              | -                |
| Cameroon                         | 539              | 1,586            | 767              | 1,938             | 552            | 363            | 591            | 80             | 40             | 404            | 181            | 141            | 202            | 174            | 811            | 752            | 2,826          | 925            | 1,472            |
| China                            | 797              | 855              | 795              | 11,646            | 107            | 36             | 270            | 442            | 425            | 370            | -              | -              | -              | 445            | 5,891          | 5,311          | -              | 978            | 101              |
| Cote D'Ivoire                    | 470,588          | 348,646          | 321,930          | 378,686           | 118,973        | 104,033        | 51,788         | 73,852         | 97,564         | 75,800         | 63,674         | 84,891         | 113,950        | 43,464         | 69,276         | 151,996        | 164,257        | 76,556         | 36,482           |
| Congo                            | 2,662            | 1,889            | 5,257            | 6,370             | 228            | 168            | 569            | 924            | 511            | 2,596          | 570            | 1,580          | 1,775          | 1,372          | 1,539          | 1,684          | 960            | 1,211          | 2,483            |
| Filipina/ Philipines             | 130,140          | 156,806          | 145,090          | 78,452            | 44,629         | 38,740         | 28,991         | 44,446         | 50,907         | 38,402         | 29,358         | 26,423         | 20,705         | 16,196         | 20,039         | 21,513         | 18,988         | 8,461          | 23,897           |
| Ghana                            | 28,853           | 21,219           | 26,961           | 40,690            | 5,819          | 5,015          | 2,514          | 7,871          | 8,519          | 7,515          | 2,183          | 8,743          | 9,548          | 6,870          | 6,042          | 18,230         | 11,710         | 7,843          | 19,854           |
| Guatemala                        | 2,067            | 2,359            | 1,008            | 2,077             | 605            | 343            | 605            | 806            | -              | 403            | 302            | 302            | 605            | 565            | 605            | 302            | 706            | 304            | 202              |
| Guinea                           | 4,778            | 1,160            | 1,919            | 9,259             | 23             | 801            | 45             | 291            | -              | 578            | 471            | 870            | 1,514          | 1,704          | 2,817          | 3,224          | 1,608          | 3,507          | 4,632            |
| India                            | 3,147            | 7,372            | 4,263            | 1,748             | 4,811          | 2,183          | 252            | 126            | 2,750          | 1,473          | -              | 40             | 634            | 1,014          | 101            | -              | 20             | -              | -                |
| Indonesia Rep.                   | 19,365           | 6,782            | 2,117            | 13                | 2,608          | 2,220          | 1,568          | 386            | 765            | 1,352          | -              | -              | -              | 13             | -              | -              | 9              | 62             | 829              |
| Kemboja/ Cambodia                | 1,840            | 1,277            | 874              | 612               | 732            | 220            | 324            | -              | 650            | 24             | 200            | -              | 220            | 105            | -              | 287            | 287            | -              | -                |
| Liberia                          | 11,628           | 26,368           | 33,850           | 17,251            | 6,698          | 6,457          | 7,982          | 5,232          | 11,308         | 8,079          | 8,819          | 5,643          | 4,200          | 3,183          | 4,809          | 5,059          | 7,622          | 4,372          | 6,411            |
| Myanmar                          | 28,080           | 81,504           | 79,779           | 34,313            | 16,726         | 17,356         | 23,671         | 23,752         | 45,933         | 21,783         | 3,541          | 8,521          | 23,479         | 4,743          | 862            | 5,229          | 27,043         | 23,913         | 11,265           |
| Nigeria                          | 2,400            | 2,120            | 923              | 4,163             | 640            | 873            | 360            | 247            | 68             | 45             | 514            | 295            | 113            | 486            | 1,421          | 2,142          | 1,527          | 741            | 1,129            |
| Papua New Guinea                 | 6,191            | 6,857            | 2,731            | 2,680             | 1,942          | 2,475          | 1,423          | 1,018          | 432            | 888            | 874            | 537            | 164            | 549            | 650            | 1,316          | 480            | 505            | 985              |
| Sri Lanka                        | 5,121            | 5,330            | 1,881            | 969               | 3,990          | 501            | 622            | 218            | 932            | 103            | 695            | 152            | 614            | 16             | 315            | 24             | 22             | 20             | -                |
| Thailand                         | 478,136          | 512,815          | 514,515          | 370,543           | 137,679        | 109,071        | 121,390        | 144,675        | 145,955        | 118,825        | 135,008        | 114,725        | 100,690        | 77,441         | 85,692         | 106,719        | 101,172        | 61,023         | 75,988           |
| Viet Nam                         | 14,390           | 9,024            | 10,258           | 9,392             | 2,801          | 2,975          | 1,623          | 1,625          | 2,849          | 1,702          | 2,442          | 3,266          | 3,326          | 1,081          | 2,537          | 2,447          | 2,318          | 1,734          | 10,243           |
| Negara lain/ Other countries     | 3,646            | 3,268            | 3,204            | 6,523             | 478            | 543            | 1,115          | 1,132          | 508            | 2,251          | 285            | 161            | 729            | 563            | 132            | 5,098          | 1,446          | 2,947          | 3,212            |
| <b>Jumlah Total</b>              | <b>1,221,893</b> | <b>1,207,301</b> | <b>1,164,883</b> | <b>1,002,934</b>  | <b>350,472</b> | <b>295,306</b> | <b>249,969</b> | <b>311,554</b> | <b>372,683</b> | <b>283,815</b> | <b>250,895</b> | <b>257,490</b> | <b>299,896</b> | <b>162,844</b> | <b>204,612</b> | <b>335,581</b> | <b>343,703</b> | <b>195,880</b> | <b>201,327</b>   |

 Nota/Notes : <sup>P</sup> Awalan / Provisional <sup>r</sup> Pindaan / Revised

K.G.K / D.R.C - Kandungan Getah Kering / Dry Rubber Content

Jumlah berbeza disebabkan pembundaran / The total differs due to rounding

ST - Suku Tahun / Q - Quarter

**JADUAL 18 : PENGGUNAAN DOMESTIK GETAH ASLI MENGIKUT INDUSTRI MENGIKUT SUKU TAHUNAN**

Table 18 : Domestic Consumption of Natural Rubber by Industry Quarterly

Tan metrik K.G.K.  
Tonnes D.R.C.

| Tempoh<br>Period | Keterangan<br>Industri<br>Industry<br>Description | Industri<br>tayar dan<br>tiub<br>Tyres and<br>tubes<br>industries | Membuat<br>kasut<br>getah<br>Manufacture<br>of rubber<br>footwear | Membuat produk getah lain, t.k.m.<br>Manufacture of other rubber products, n.e.c. |                                    |                                                      |                                               |                                     |              |                                                        | Semua<br>industri<br>pembuatan<br>lain yang<br>menggunakan<br>getah asli<br>All other<br>manufacturing<br>industries<br>consuming<br>natural rubber<br>(a) | Jumlah<br>Total |         |
|------------------|---------------------------------------------------|-------------------------------------------------------------------|-------------------------------------------------------------------|-----------------------------------------------------------------------------------|------------------------------------|------------------------------------------------------|-----------------------------------------------|-------------------------------------|--------------|--------------------------------------------------------|------------------------------------------------------------------------------------------------------------------------------------------------------------|-----------------|---------|
|                  |                                                   |                                                                   |                                                                   | Campuran<br>getah<br>Rubber<br>compound                                           | Gelang<br>getah<br>Rubber<br>bands | Kepingan-<br>kepingan<br>getah<br>Rubber<br>sheeting | Produk lateks<br>Latex products               |                                     |              | Produk<br>getah<br>lain<br>Other<br>rubber<br>products |                                                                                                                                                            |                 |         |
|                  |                                                   |                                                                   |                                                                   |                                                                                   |                                    |                                                      | Sarung<br>tangan<br>getah<br>Rubber<br>gloves | Benang<br>getah<br>Rubber<br>thread | Foam<br>Foam | Produk<br>lateks<br>lain<br>Other latex<br>products    |                                                                                                                                                            |                 |         |
| 2020             |                                                   | 32,640                                                            | 346                                                               | 1,690                                                                             | 1,866                              | 4,162                                                | 401,566                                       | 40,029                              | 5,948        | 13,113                                                 | 9,322                                                                                                                                                      | 8,050           | 518,732 |
| 2021             |                                                   | 31,259                                                            | 388                                                               | 1,418                                                                             | 1,930                              | 5,583                                                | 380,488                                       | 43,593                              | 5,265        | 13,740                                                 | 8,996                                                                                                                                                      | 9,303           | 501,961 |
| 2022             |                                                   | 31,314                                                            | 415                                                               | 1,574                                                                             | 2,025                              | 6,907                                                | 312,314                                       | 36,877                              | 4,446        | 14,099                                                 | 7,890                                                                                                                                                      | 8,735           | 426,594 |
| 2023             |                                                   | 25,603                                                            | 343                                                               | 1,566                                                                             | 1,729                              | 4,194                                                | 218,807                                       | 29,800                              | 3,789        | 12,539                                                 | 7,776                                                                                                                                                      | 4,252           | 310,398 |
| 2020             | ST1 / Q1                                          | 8,559                                                             | 111                                                               | 436                                                                               | 413                                | 948                                                  | 93,815                                        | 10,399                              | 1,573        | 3,295                                                  | 2,493                                                                                                                                                      | 1,606           | 123,648 |
|                  | ST2 / Q2                                          | 4,867                                                             | 44                                                                | 444                                                                               | 307                                | 866                                                  | 100,386                                       | 6,475                               | 1,545        | 2,793                                                  | 1,764                                                                                                                                                      | 1,397           | 120,888 |
|                  | ST3 / Q3                                          | 9,704                                                             | 109                                                               | 431                                                                               | 576                                | 1,171                                                | 106,009                                       | 11,403                              | 1,342        | 3,319                                                  | 2,555                                                                                                                                                      | 2,595           | 139,214 |
|                  | ST4 / Q4                                          | 9,510                                                             | 82                                                                | 379                                                                               | 570                                | 1,177                                                | 101,355                                       | 11,752                              | 1,488        | 3,706                                                  | 2,510                                                                                                                                                      | 2,452           | 134,982 |
| 2021             | ST1 / Q1                                          | 9,490                                                             | 111                                                               | 311                                                                               | 566                                | 898                                                  | 108,213                                       | 12,105                              | 1,307        | 3,465                                                  | 2,632                                                                                                                                                      | 2,442           | 141,541 |
|                  | ST2 / Q2                                          | 6,183                                                             | 86                                                                | 374                                                                               | 434                                | 1,236                                                | 96,031                                        | 10,482                              | 1,097        | 3,631                                                  | 2,230                                                                                                                                                      | 2,425           | 124,210 |
|                  | ST3 / Q3                                          | 6,119                                                             | 101                                                               | 329                                                                               | 442                                | 1,088                                                | 82,194                                        | 8,401                               | 1,446        | 3,131                                                  | 1,690                                                                                                                                                      | 1,802           | 106,741 |
|                  | ST4 / Q4                                          | 9,466                                                             | 90                                                                | 405                                                                               | 487                                | 2,362                                                | 94,050                                        | 12,605                              | 1,414        | 3,513                                                  | 2,445                                                                                                                                                      | 2,633           | 129,470 |
| 2022             | ST1 / Q1                                          | 8,882                                                             | 85                                                                | 407                                                                               | 485                                | 1,921                                                | 95,518                                        | 11,972                              | 1,168        | 3,532                                                  | 2,032                                                                                                                                                      | 2,105           | 128,107 |
|                  | ST2 / Q2                                          | 8,245                                                             | 99                                                                | 408                                                                               | 485                                | 1,986                                                | 85,835                                        | 10,053                              | 1,044        | 3,226                                                  | 1,877                                                                                                                                                      | 2,391           | 115,649 |
|                  | ST3 / Q3                                          | 7,948                                                             | 121                                                               | 391                                                                               | 558                                | 1,456                                                | 71,022                                        | 6,442                               | 1,098        | 3,599                                                  | 2,196                                                                                                                                                      | 2,645           | 97,475  |
|                  | ST4 / Q4                                          | 6,239                                                             | 110                                                               | 368                                                                               | 496                                | 1,544                                                | 59,939                                        | 8,410                               | 1,136        | 3,741                                                  | 1,785                                                                                                                                                      | 1,594           | 85,362  |
| 2023             | ST1 / Q1                                          | 6,809                                                             | 128                                                               | 407                                                                               | 506                                | 1,381                                                | 58,549                                        | 8,029                               | 1,078        | 3,290                                                  | 1,958                                                                                                                                                      | 893             | 83,028  |
|                  | ST2 / Q2                                          | 5,308                                                             | 106                                                               | 343                                                                               | 442                                | 816                                                  | 52,889                                        | 7,285                               | 1,026        | 3,215                                                  | 1,926                                                                                                                                                      | 1,171           | 74,526  |
|                  | ST3 / Q3                                          | 7,022                                                             | 44                                                                | 428                                                                               | 390                                | 1,071                                                | 53,375                                        | 6,235                               | 1,009        | 3,139                                                  | 2,005                                                                                                                                                      | 1,364           | 76,082  |
|                  | ST4 / Q4                                          | 6,465                                                             | 66                                                                | 388                                                                               | 391                                | 925                                                  | 53,994                                        | 8,252                               | 675          | 2,894                                                  | 1,887                                                                                                                                                      | 824             | 76,762  |
| 2024             | ST1 / Q1                                          | 8,383                                                             | 313                                                               | 723                                                                               | 319                                | 706                                                  | 41,928                                        | 8,091                               | 274          | 2,617                                                  | 7,784                                                                                                                                                      | 2,767           | 73,905  |
|                  | ST2 / Q2                                          | 5,948                                                             | 82                                                                | 606                                                                               | 444                                | 1,136                                                | 34,361                                        | 7,695                               | 268          | 2,282                                                  | 6,739                                                                                                                                                      | 1,095           | 60,657  |
|                  | ST3 <sup>P</sup> / Q3 <sup>P</sup>                | 5,880                                                             | 95                                                                | 283                                                                               | 454                                | 445                                                  | 39,892                                        | 7,954                               | 241          | 2,788                                                  | 6,736                                                                                                                                                      | 1,332           | 66,101  |

Nota/Notes : <sup>P</sup> Awalan / Provisional

ST - Suku Tahun / Q - Quarter

K.G.K / D.R.C - Kandungan Getah Kering / Dry Rubber Content

(a) Semua industri pembuatan lain yang menggunakan getah asli mengikut keterangan industri termasuk industri membuat tali-temali, tali dan pintal, membuat keluaran pulpa, kertas dan kertas tebal, t.k.m., membuat keluaran-keluaran kimia, t.k.m., membuat keluaran-keluaran plastik, t.k.m., bengkel-bengkel, kabel dan dawai, membuat bahagian pengganti kereta motor dan kelengkapannya, membuat dan memasang basikal, basikal roda tiga dan beca.

All other manufacturing industries consuming natural rubber according to industry description includes cordage, rope and twine industries, manufacture of pulp, paper and paperboard articles, n.e.c., manufacture of chemical products, n.e.c., manufacture of plastic products, n.e.c., foundries, cables and wires, manufacture of motor vehicle parts and accessories, manufacture and assembly of bicycles, tricycles and trishaws.

**Muka surat ini sengaja dibiarkan kosong**  
*This page is deliberately left blank*



**NOTA TEKNIKAL**

*TECHNICAL NOTE*



# NOTA TEKNIKAL

## 1. Pendahuluan

Penerbitan ini memuatkan perangkaan utama getah asli yang diperoleh daripada Banci Estet Getah (RE), Banci Pemproses Getah (RP) dan Banci Pengguna Getah (RC) yang dilaksanakan setiap bulan.

## 2. Objektif

Objektif utama penerbitan ini adalah untuk memaparkan perangkaan getah asli berkaitan pengeluaran, import, eksport, penggunaan domestik dan stok. Di samping itu, data harga, bilangan pekerja, gaji & upah dan produktiviti di estet getah turut dimuatkan. Perangkaan ini akan membantu dalam perancangan dan penggubalan dasar serta pembuat keputusan bagi industri berasaskan getah.

## 3. Kuasa perundangan

Banci ini dilaksanakan di bawah Akta Perangkaan 1965 (Disemak 1989). Seksyen 5 di bawah Akta ini menghendaki mana-mana pertubuhan yang beroperasi di Malaysia untuk memberikan maklumat sebenar atau anggaran terbaik kepada Jabatan. Mengikut Akta ini, kandungan soal selidik yang diterima adalah sulit dan hanya angka agregat diterbitkan. Sementara itu, Seksyen 7 di bawah Akta yang sama memperuntukkan denda kepada responden yang gagal memberi kerjasama kepada banci yang dijalankan.

## 4. Skop dan liputan

Banci ini meliputi semua estet getah, kilang pemproses getah dan kilang pengguna getah di Malaysia yang berdaftar dengan Suruhanjaya Syarikat Malaysia (SSM), Lembaga Getah Malaysia (LGM) dan Pihak Berkuasa Kemajuan Pekebun Kecil Perusahaan Getah (RISDA).

Banci RE meliputi industri penanaman pokok getah (estet). Industri peringkat 5 digit (01291) ini dikelaskan mengikut Piawaian Klasifikasi Industri Malaysia (MSIC) 2008. Banci RP meliputi kilang-kilang yang memproses getah asli mentah untuk menjadi produk separa siap (Contoh: Getah Mutu Malaysia (G.M.M.), susu getah pekat, dsb.). Manakala banci RC meliputi kilang-kilang yang menggunakan getah asli mentah/produk separa siap dan diproses menjadi produk siap (Contoh: tayar, sarung tangan getah dsb.).

## 5. Rangka (sumber)

Rangka banci getah dikemas kini setiap tahun untuk mengambil kira pertumbuhan baru dan sebarang perubahan yang berlaku kepada pertumbuhan seperti tutup, tidak beroperasi, perubahan jenis aktiviti, lokasi kilang atau alamat pos.

## 6. Metodologi

Banci ini dilaksanakan secara meluas menggunakan borang soal selidik RE, RP dan RC. Responden diberi tempoh satu bulan untuk melengkap dan mengembalikan borang soal selidik tersebut kepada Jabatan ini. Kerja luar dijalankan untuk mendapatkan borang lengkap daripada pertumbuhan yang tidak respons.

## 7. Konsep dan definisi

Konsep dan definisi yang digunakan adalah berasaskan kepada syor-syor Pejabat Perangkaan Pertumbuhan Bangsa-Bangsa Bersatu<sup>1</sup> dan *The Association of Natural Rubber Producing Countries (ANRPC)*. Konsep berkenaan mengikut amalan yang sudah diterima pakai bagi memudahkan perbandingan data dibuat di peringkat antarabangsa.

## 8. Takrif industri getah

### Estet getah

- (i) Semua kawasan, bersambungan atau berpecah-pecah dengan keluasan tidak kurang daripada 40.47 hektar (100 ekar), ditanam dengan getah atau di mana penanaman getah dibenarkan dan di bawah satu hak milik yang sah; atau
- (ii) Mana-mana keluasan tanaman getah yang telah wujud dalam estet kelapa, koko atau kelapa sawit.

### Kebun kecil getah

Meliputi semua kawasan, bersambungan atau berpecah-pecah, berjumlah kurang daripada 40.47 hektar (100 ekar), ditanam dengan getah atau di mana penanaman getah dibenarkan dan di bawah satu hak milik yang sah. Kebun kecil getah terdiri daripada tersusun dan tidak tersusun. Kebun kecil yang tersusun meliputi kawasan di bawah rancangan kerajaan seperti berikut:-

- (i) Lembaga Kemajuan Tanah Persekutuan (FELDA);
- (ii) Pihak Berkuasa Kemajuan Pekebun Kecil Perusahaan Getah (RISDA);
- (iii) Lembaga Penyatuan dan Pemulihan Tanah Negara (FELCRA);
- (iv) Rancangan tanah Kerajaan Persekutuan yang lain; dan
- (v) Rancangan tanah Kerajaan Negeri.

<sup>1</sup> *International Recommendations for Industrial Statistics, United Nations' Statistical Office, Statistical Papers, Series, M No. 90, United Nations, New York, 2009.*



### **Keluasan ditanam**

Keluasan bertanam dengan getah (matang dan/atau belum matang) dan tidak terbiar selama-lamanya.

### **Keluasan ditoreh**

Keluasan di bawah getah matang yang telah ditoreh termasuk kawasan yang "direhatkan" di bawah sistem giliran torehan.

### **Pengeluaran**

Pengeluaran getah asli merujuk kepada kandungan getah kering (KGK) bagi susu getah cair, getah keping dan skrap (getah buku dan getah kulit) yang dihasilkan oleh estet dan pekebun kecil. Data ini dikumpul dari data pembelian getah mentah oleh kilang pemproses (RP).

### **Hasil**

Hasil diperoleh dengan membahagikan jumlah pengeluaran dengan purata luas hektar yang ditoreh pada bulan rujukan.

Data import dan eksport dikumpul oleh Jabatan daripada borang pengikraran import dan eksport yang diperoleh daripada Jabatan Kastam Diraja Malaysia dan Lembaga-Lembaga Zon Bebas. Angka perdagangan luar negeri Malaysia tidak termasuk perdagangan antara kawasan iaitu antara Semenanjung Malaysia, Sabah dan Sarawak.

## **9. Import dan Eksport**

### **Import**

Sesuatu barang yang dibawa masuk ke dalam negara, sama ada secara terus atau disimpan di gudang-gudang yang dikawal. Barang-barang tersebut adalah sama ada untuk kegunaan sendiri, diproses, digunakan dalam perkilangan ataupun untuk dieksport semula ke negara lain. Pengelasan import ini diistilahkan juga sebagai 'import umum'. Di dalam laporan ini, import dikelaskan mengikut negara asal barang tersebut, iaitu negara di mana barang berkenaan terakhir dibuat sebelum ianya diimportkan ke dalam kawasan pendaftaran.

### **Eksport**

Sesuatu barang (keluaran atau buatan tempatan atau diimport untuk dieksport semula) yang dibawa keluar dari negara. Di dalam laporan ini, eksport dikelaskan mengikut negara dituju, iaitu negara di mana barang-barang berkenaan dijangka akan digunakan, sejauh mana ia boleh ditentukan pada masa ianya dieksport. Bagi barang yang dihantar berdasarkan "*Optional bill of lading*", pelabuhan pertama yang diikrarkan dianggap sebagai negara yang dituju. Sekiranya maklumat negara yang dituju bagi barang-barang yang dieksport melalui Singapura tidak diketahui/diperoleh, eksport sedemikian diambilkira sebagai eksport ke Singapura, iaitu di bawah kategori yang sama seperti barang-barang yang digunakan di Singapura. Eksport termasuk eksport semula. Pengkelasan eksport ini diistilahkan juga sebagai 'eksport umum'. Data import dan eksport hanya meliputi kod getah asli di bawah HS4001.10.000 hingga HS4001.29.999.

#### **10. Penggunaan domestik**

Ia merujuk kepada penggunaan domestik getah asli seperti Getah Asap Berbunga (G.A.B.), susu getah pekat, Getah Mutu Malaysia (G.M.M.) dan sebagainya oleh pertubuhan pembuatan di Malaysia untuk mengeluarkan barangan seperti tayar dan tiub, kasut getah, sarung tangan getah, gelang getah, getah campuran dan lain-lain. Ianya tidak termasuk getah campuran & tebus guna getah dan getah sintetik.

#### **11. Stok**

Ia adalah stok getah yang dimiliki oleh sesebuah pertubuhan tidak kira di mana stok tersebut ditempatkan iaitu sama ada di dalam atau di luar kilang. Ia termasuk stok getah yang belum/sedang/telah diproses. Stok dilaporkan pada awal dan akhir bulan.

#### **12. Harga**

Harga purata pembeli waktu tengah hari bagi getah "F.O.B." di Kuala Lumpur. Data ini diperoleh daripada Lembaga Getah Malaysia (LGM).

#### **13. Hak milik**

Hak milik sesebuah pertubuhan dikelaskan mengikut taraf residen pemilik/pemilik-pemilik modal berbayar yang terbesar (melebihi 50 peratus) dan bukannya mengikut taraf kerakyatan mereka.

- (i) Residen Malaysia ialah individu, syarikat atau organisasi lain yang lazimnya terletak di Malaysia untuk jangka masa sekurang-kurangnya satu tahun. Cawangan dan anak syarikat asing yang didaftarkan/diperbadankan di Malaysia adalah dianggap sebagai pemastautin Malaysia.
- (ii) Bukan residen Malaysia ialah individu, syarikat atau organisasi lain yang lazimnya terletak di negara selain Malaysia. Cawangan dan anak syarikat milik residen Malaysia di luar negeri juga dianggap sebagai bukan residen Malaysia.
- (iii) Hak milik bersama ialah residen Malaysia atau bukan residen Malaysia memegang jumlah saham yang sama banyak dalam perniagaan berkenaan.

#### **14. Guna tenaga**

##### **Jumlah pekerja**

Bilangan orang yang bekerja pada bulan Disember atau pada tempoh pembayaran gaji terakhir bagi bulan rujukan.

##### **Gaji & upah dibayar**

Pembayaran tunai, termasuk bonus yang dibayar komisen, bayaran lebih masa, elaun kos sara hidup dan elaun-elaun lain yang dibayar kepada semua pekerja bergaji dalam tempoh tahun rujukan. Sementara caruman pekerja kepada Kumpulan Wang Simpanan Pekerja (KWSP) dan Pertubuhan Keselamatan Sosial (PERKESO) turut dimasukkan, caruman oleh majikan dikecualikan. Elaun kepada pemilik yang bekerja, rakan niaga yang bekerja dan pekerja keluarga tidak bergaji juga dikecualikan.

#### **15. Pembundaran**

Jumlah bagi komponen mungkin berbeza dengan jumlah besar dalam jadual penerbitan disebabkan oleh pembundaran angka.

#### **16. Nota dan simbol**

|        |                        |
|--------|------------------------|
| K.G.K  | Kandungan Getah Kering |
| RM     | Ringgit Malaysia       |
| Kg/Hek | Kilogram sehektar      |
| -      | Tiada data             |

## **TECHINICAL NOTES**

### **1. Introduction**

*This publication provides principal statistics of Natural Rubber information on rubber obtained from the Census of Rubber Estates (RE), Census of Rubber Processors (RP) and Census of Rubber Consumers (RC) were conducted every month.*

### **2. Objective**

*The main objective of this report is to provide statistics on rubber with regards to production, imports, exports, domestic consumption and stocks. In addition, data of prices, number of employees, salaries & wages and productivity in rubber estates are also included. These statistics will assist the government in development planning, policy making and decision-makers of rubber based industries.*

### **3. Legal authority**

*The survey was conducted under the provisions of the Statistics Act, 1965 (Revised 1989). Section 5 of this Act requires all establishments operating in Malaysia to provide actual information or best estimates to the Department. The Act stipulates that the contents of the individual returns received are confidential and only aggregated figures are published. Meanwhile, Section 7 under the same Act provides the penalty to the respondents that could not comply with the survey undertaken.*

### **4. Scope and coverage**

*The census covered all rubber estates, rubber processor factories and rubber consumer factories in Malaysia registered with the Companies Commission of Malaysia (SSM), Malaysian Rubber Board (MRB) and Rubber Industry Smallholders Development Authority (RISDA).*

*The census of RE covered growing of rubber trees (estates). This industrial 5-digit level (01291) is classified under the Malaysia Standard Industrial Classification (MSIC) 2008. Census of RP covered the factories processing raw natural rubber into semi-finished products (Example: Standard Malaysian Rubber (S.M.R.), Latex Concentrate (LC) etc.). Whereas census of RC covered to factories consuming raw natural rubber/semi-finished products and processed into finished products (Example: tyres, gloves etc.).*

## **5. Frame (source)**

*The frame (source) of rubber censuses are updated annually to take into account new establishments and to record any changes in the status of the establishments such as closed down, not operation, change in activities and location or postal addresses.*

## **6. Methodology**

*The census was primarily conducted through mail enquiry using RE, RP and RC questionnaire. Respondents were given one month to complete and return the questionnaire to the Department. Field enumeration was then carried out to collect the complete questionnaire from the establishments that did not respond.*

## **7. Concepts and definitions**

*Concepts and definitions used are based on the recommendations of the United Nations' Statistical Office<sup>1</sup> and The Association of Natural Rubber Producing Countries (ANRPC). These concepts adhere to accepted practices, thereby facilitating international comparability of data.*

## **8. Definition of rubber industry**

### **Rubber estate**

- (i) All areas, contiguous or non-contiguous, aggregating not less than 40.47 hectares (100 acres), planted with rubber or on which the planting of rubber is permitted and is under a single legal ownership; or*
- (ii) Any area planted with rubber in a coconut, cocoa or oil palm estate.*

### **Rubber smallholding**

*It is defined as all areas, contiguous or non-contiguous, aggregating less than 40.47 hectares (100 acres), planted with rubber or on which the planting of rubber is permitted and is under a single legal ownership. Smallholdings can be organized or unorganized. Organized smallholdings include those under various government schemes such as follows :-*

- (i) Federal Land Development Authority (FELDA);*
- (ii) Rubber Industry Smallholders Development Authority (RISDA);*
- (iii) Federal Land Consolidation and Rehabilitation Authority (FELCRA);*
- (iv) Other Federal Government land schemes; and*
- (v) State Government land schemes.*

<sup>1</sup> *International Recommendations for Industrial Statistics, United Nations' Statistical Office, Statistical Papers, Series, M No. 90, United Nations, New York, 2009.*

**Planted area**

*The area planted with rubber (mature and/or immature) and which has not been abandoned permanently.*

**Tapped area**

*The area under mature rubber that has been tapped including areas "rested" under rotational systems.*

**Production**

*Production of natural rubber refers to the dry rubber content (DRC) of field latex, rubber sheets and scrap (lump and bark) produced by estates and smallholders. This data is collected from the purchasing data of raw rubber processor factories.*

**Yield**

*The yield is derived by dividing the total production by the average hectarage tapped during the reference month.*

*The data on imports and exports are compiled by the Department of Statistics from declaration forms sourced from the Malaysian Royal Customs Department and Free Zone Authorities. External trade data for Malaysia do not include inter-regional trade between Peninsular Malaysia, Sabah and Sarawak.*

**9. Imports and Exports**

**Import**

*Goods are brought into the country either directly or into bonded warehouses, whether or not such goods are for consumption, to be processed, used in manufacturing or for subsequent re-exports to other countries. This categorization of imports is also termed as 'general imports'. In this report, imports are classified according to the country of origin of the goods, that is, the country where the goods are given the final form before they are imported into the registration area.*

### **Exports**

*Goods (locally produced or manufactured or imported for subsequent re-exports) taken out of the country. In this report, exports are classified according to the country of destination, that is, the country where it is expected that the goods will be consumed insofar as this can be ascertained at the time of export. In the case of goods shipped on an "Optional bill of lading", the country of destination refers to that of the first port declared. If the information regarding the country of destination of goods exported via Singapore is not known/available, such exports are included under the value of exports to Singapore that is, under the same category as goods consumed in Singapore. Exports include re-exports. This categorization of exports is also termed as 'general exports'. Data of imports and exports only covers natural rubber codes under HS4001.10.000 to HS4001.29.999.*

- 10. Domestic consumption** *This refers to the usage of natural rubber such as latex concentrate, Ribbed Smoked Sheet (R.S.S.), Standard Malaysian Rubber (S.M.R.), etc. by manufacturing establishments in Malaysia to produce products such as tyres and tubes, rubber footwear, rubber gloves, rubber bands and others. Excluding rubber compound & reclaimed rubber and synthetics rubber.*
- 11. Stocks** *This refers to stocks of rubber owned by establishments regardless where it is located i.e. inside or outside the factory. They include stocks of unprocessed/in process/processed rubber. Stocks are reported as at the beginning and the end of the month.*
- 12. Prices** *Average buyers' mid-day prices for rubber "F.O.B." in Kuala Lumpur. Data on prices are obtained from Malaysian Rubber Board (MRB).*
- 13. Ownership** *The ownership of an establishment is classified by the residential status of the owner(s) of the majority (more than 50 per cent) of the paid-up capital and not by their citizenship status.*
- 14. Employment** (i) *Malaysian resident is any individual, company or other organization ordinarily domiciled in Malaysia for a period of at least one year. Malaysian registered branches and incorporated subsidiaries of foreign based/origins are also regarded as residents.*

- (ii) *Non-Malaysian resident is any individual, company or other organization ordinarily domiciled in a country other than Malaysia. Foreign branches and/or subsidiaries abroad owned by residents are also regarded as non-residents.*
- (iii) *Joint-Ownership is any Malaysian residents and Non-Malaysian residents held equal shares in the business.*

**Total number of persons engaged**

*Number of persons working during December or the last pay period of the reference month.*

**Salaries & wages paid**

*Salaries & wages paid refer to cash payments, including bonuses, paid commissions, overtime wages, cost of living and allowances made to all employees during the reference year. While the employees' contributions to Employees' Provident Fund (EPF) and Social Security Organisation (SOCSO) is included. The employer's contributions are excluded. Allowances to working proprietor, working partners and unpaid family worker are also not included.*

**15. Rounding**

*The sum of the components may not add up to the totals in the tables presented in this publication due to rounding.*

**16. Notes and symbols**

|              |                             |
|--------------|-----------------------------|
| <i>D.R.C</i> | <i>Dry Rubber Content</i>   |
| <i>RM</i>    | <i>Ringgit Malaysia</i>     |
| <i>Kg/Ha</i> | <i>Kilogram per hectare</i> |
| <i>-</i>     | <i>Nil</i>                  |



