

Embargo: Hanya boleh diterbitkan atau disebarikan mulai jam 1200, Isnin, 9 Disember 2024



KENYATAAN MEDIA

KEMENTERIAN EKONOMI
JABATAN PERANGKAAN MALAYSIA

Blok C6 & C7, Kompleks C,
Pusat Pentadbiran Kerajaan Persekutuan, Presint 1,
62514, Wilayah Persekutuan Putrajaya
No. Telefon : 03 - 8090 4681

STATISTIK TENAGA BURUH, MALAYSIA, OKTOBER 2024

Kadar pengangguran pada Oktober 2024 kekal pada 3.2 peratus, merekodkan penurunan dalam bilangan penganggur kepada 551.4 ribu orang

PUTRAJAYA, 09 DISEMBER 2024 – Kadar pengangguran pada Oktober 2024 kekal pada 3.2 peratus, merekodkan penurunan dalam bilangan penganggur kepada 551.4 ribu orang, Jabatan Perangkaan Malaysia (DOSM) melaporkan hari ini dalam siaran **Statistik Tenaga Buruh, Malaysia, Oktober 2024**. Statistik ini memperihalkan kedudukan penawaran buruh berdasarkan Survei Tenaga Buruh yang dilaksanakan oleh DOSM.

Mengulas mengenai prestasi keseluruhan bagi Oktober 2024, Ketua Perangkawan Malaysia, Dato' Sri Dr. Mohd Uzir Mahidin berkata, "Kedudukan pasaran buruh negara pada bulan Oktober 2024 kekal optimis berikutan perkembangan positif ekonomi Malaysia. Ini ditunjukkan oleh peningkatan yang stabil dalam guna tenaga, manakala bilangan penganggur terus menurun. Oleh itu, bilangan tenaga buruh berada dalam trend peningkatan pada bulan Oktober 2024, naik sebanyak 0.1 peratus bulan ke bulan mencatatkan 17.27 juta orang (September 2024: 17.24 juta orang). Kadar penyertaan tenaga buruh pada bulan Oktober 2024 kekal pada 70.5 peratus seperti yang direkodkan pada bulan lalu."

Selanjutnya, Dato' Sri Dr. Mohd Uzir Mahidin menyatakan bahawa bilangan penduduk bekerja meningkat sebanyak 0.2 peratus kepada 16.72 juta orang pada Oktober 2024 (September 2024: 16.69 juta orang). Pada masa yang sama, bilangan penganggur terus berkurang kepada 551.4 ribu orang berbanding 555.3 ribu orang pada bulan sebelumnya, merekodkan penurunan sebanyak 0.7 peratus. Kadar pengangguran tidak berubah pada bulan Oktober 2024 iaitu pada 3.2 peratus, sama seperti bulan sebelumnya.

Mengulas lanjut mengenai situasi guna tenaga, Ketua Perangkawan Malaysia berkata, “Kategori pekerja merangkumi 74.9 peratus daripada jumlah penduduk bekerja. Kumpulan ini mencatatkan sedikit peningkatan iaitu sebanyak 0.1 peratus, mencecah kepada 12.53 juta orang, berbanding 12.51 juta orang pada bulan sebelumnya. Begitu juga, penduduk bekerja sendiri berada pada trend menaik, meningkat sebanyak 0.3 peratus kepada 3.10 juta orang (September 2024: 3.09 juta orang).”

Dari segi sektor ekonomi, bilangan penduduk bekerja dalam sektor Perkhidmatan semakin meningkat, terutamanya dalam aktiviti Perdagangan borong & runcit; Perkhidmatan makanan & minuman dan Pengangkutan & penyimpanan. Pada masa yang sama, sektor Pembuatan, Pembinaan, Perlombongan & Pengkuarian, serta Pertanian turut mencatatkan pertumbuhan guna tenaga yang positif pada bulan tersebut.

Mengulas lanjut mengenai pengangguran, penganggur aktif atau mereka yang bersedia untuk bekerja dan aktif mencari pekerjaan meliputi 79.8 peratus daripada jumlah penganggur. Kategori ini menunjukkan penurunan sebanyak 0.8 peratus kepada 440.0 ribu orang (September 2024: 443.5 ribu orang). Dalam kalangan penganggur aktif, mereka yang menganggur kurang daripada tiga bulan merangkumi 62.2 peratus, manakala mereka yang berada dalam pengangguran jangka panjang melebihi setahun adalah 6.4 peratus. Begitu juga, mereka yang percaya bahawa tiada pekerjaan tersedia atau penganggur tidak aktif turun sebanyak 0.4 peratus, mencatatkan 111.4 ribu orang (September 2024: 111.8 ribu orang).

Kadar pengangguran bagi belia berumur 15 hingga 24 tahun turun sebanyak 0.1 mata peratus kepada 10.4 peratus pada bulan Oktober 2024, merekodkan 301.5 ribu penganggur belia (September 2024: 10.5%; 304.2 ribu orang). Sementara, kadar pengangguran bagi belia berumur 15 hingga 30 tahun tidak berubah iaitu pada 6.3 peratus, dengan 420.2 ribu penganggur belia berbanding bulan sebelumnya (September 2024: 6.3%; 420.1 ribu orang).

Bagi kumpulan tidak aktif, penduduk di luar tenaga buruh pada bulan Oktober 2024 menunjukkan penurunan kecil iaitu sebanyak 0.02 peratus kepada 7.23 juta orang (September 2024: 7.23 juta orang). Sebab utama berada di luar tenaga buruh adalah berikutan kerja rumah/ tanggungjawab keluarga (43.0%), diikuti oleh kategori bersekolah/ latihan (41.9%).

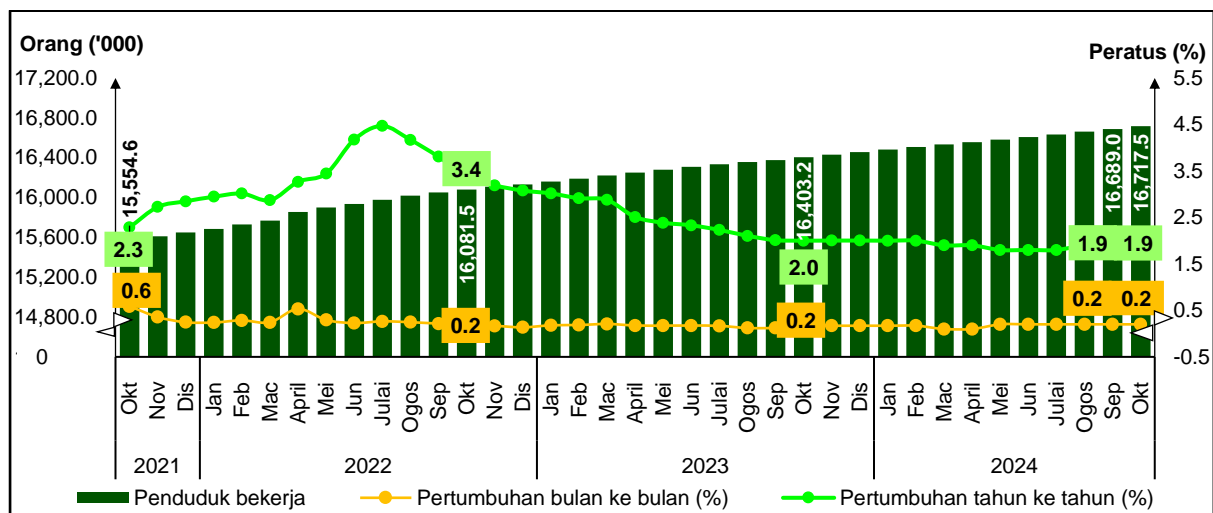
Mengakhiri kenyataan tersebut, prestasi pasaran buruh negara menunjukkan trend peningkatan yang konsisten, selari dengan kadar penyertaan tenaga buruh yang stabil dan pertumbuhan ekonomi yang menggalakkan. Senario ini dijangka akan terus meningkatkan permintaan terhadap pekerjaan, yang akan menstabilkan ekonomi negara dan membawa kepada pewujudan peluang pekerjaan baharu. Ini adalah susulan daripada pelbagai program dan inisiatif yang telah dan akan dilaksanakan

untuk mendorong pasaran buruh negara ke arah lebih berdaya saing dan produktif, antaranya seperti Program Usahawan Belia Bumiputera (TUBE), Skim Usahawan Mudah Alih TEKUN Belia serta Latihan Pendidikan, dan Latihan Teknikal dan Vokasional (TVET).

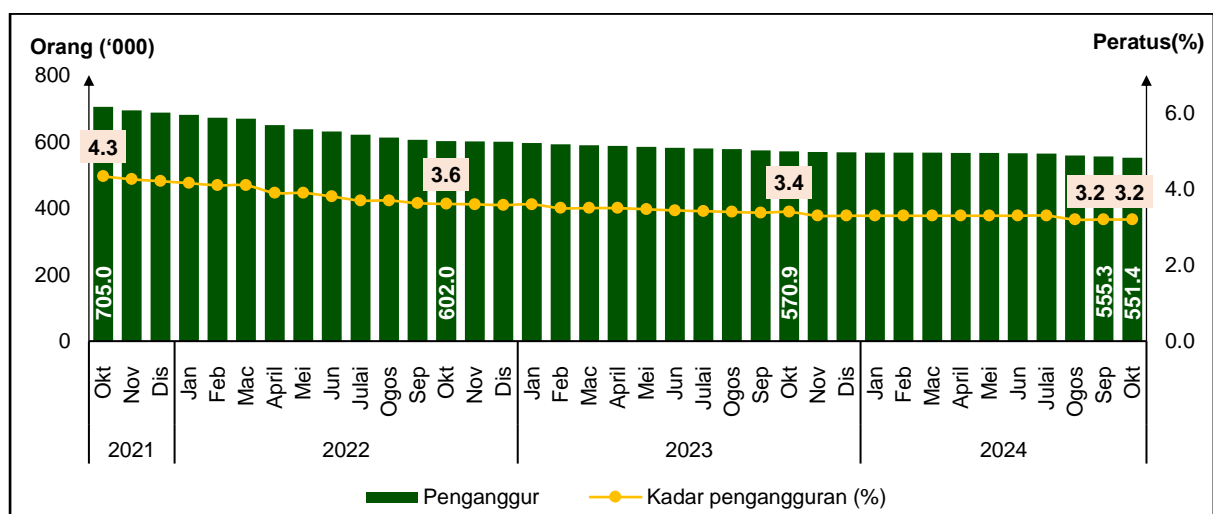
Jabatan Perangkaan Malaysia (DOSM) telah melancarkan OpenDOSM NextGen sebagai medium yang menyediakan katalog data dan visualisasi bagi memudahkan pengguna menganalisis pelbagai data dan boleh diakses melalui portal <https://open.dosm.gov.my>.

Kerajaan Malaysia telah mengisytiharkan Hari Statistik Negara (MyStats Day) pada 20 Oktober setiap tahun. Tema sambutan MyStats Day adalah “Statistik Nadi Kehidupan”. DOSM menyambut ulang tahun ke-75 Jubli Intan pada tahun 2024.

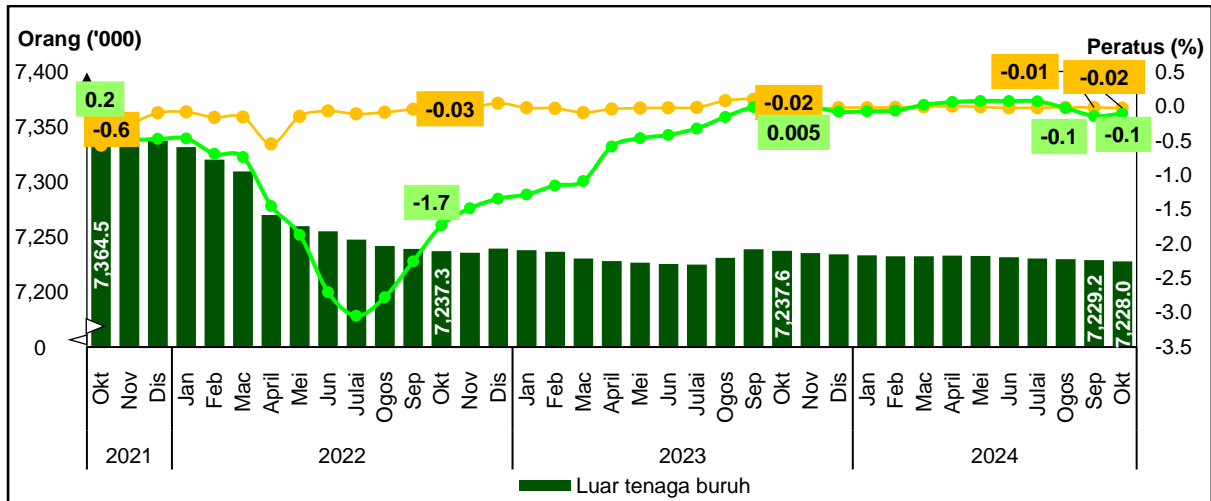
Carta 1: Penduduk bekerja, Malaysia, Oktober 2021 - Oktober 2024



Carta 2: Pengangguran, Malaysia, Oktober 2021 - Oktober 2024



Carta 3: Luar tenaga buruh, Malaysia, Oktober 2021 - Oktober 2024



Dikeluarkan oleh:

PEJABAT KETUA PERANGKAWAN MALAYSIA

JABATAN PERANGKAWAN MALAYSIA

9 DISEMBER 2024

MEDIA STATEMENT



**MINISTRY OF ECONOMY
DEPARTMENT OF STATISTICS MALAYSIA**

Block C6 & C7, Complex C,
Federal Government Administrative Centre, Precinct 1,
62514 Federal Territory of Putrajaya
Telephone : 03 - 8090 4681

LABOUR FORCE STATISTICS, MALAYSIA, OCTOBER 2024

The unemployment rate in October 2024 remained at 3.2 per cent, recording a declining number of unemployed to 551.4 thousand persons

PUTRAJAYA, DECEMBER 9, 2024 – *The unemployment rate in October 2024 remained at 3.2 per cent, recording a declining number of unemployed to 551.4 thousand persons, the Department of Statistics Malaysia (DOSM) reported today in the release on **Statistics of the Labour Force, Malaysia, October 2024**. The statistics described the labour supply situation based on the Labour Force Survey conducted by DOSM.*

Commenting on the overall performance for October 2024, Chief Statistician Malaysia, Dato' Sri Dr. Mohd Uzir Mahidin said, "The country's labour market position in October 2024 remains optimistic following the positive development of the Malaysian economy. This is indicated by a steady rise in employment, while the unemployed continued to decline. Thus, the number of labour force was on its upward trend in October 2024, increasing by 0.1 per cent month-on-month to post 17.27 million persons (September 2024: 17.24 million persons). The labour force participation rate in October 2024 stood at 70.5 per cent as recorded last month."

Additionally, Dato' Sri Dr. Mohd Uzir Mahidin highlighted that the number of employed persons rose by 0.2 per cent to 16.72 million persons in October 2024 (September 2024: 16.69 million persons). At the same time, the number of unemployed reduced further to 551.4 thousand persons compared to 555.3 thousand persons in the preceding month, recording a decline of 0.7 per cent. The unemployment rate remained unchanged for October 2024 at 3.2 per cent, the same as in the previous month.

Discussing further on the employment situation, the Chief Statistician of Malaysia said, "The employees category made up 74.9 per cent of the total employed persons. This group posted a slight rise of 0.1 per cent, reaching 12.53 million persons, compared to 12.51 million persons during last month. Likewise, the own-account workers were on an uptrend, rising by 0.3 per cent to 3.10 million persons (September 2024: 3.09 million)."

In terms of the economic sector, the number of employed persons in the Services sector steadily increased, largely in Wholesale & retail trade; Food & beverage services and Transportation & storage activities. On the same note, the Manufacturing, Construction, Mining & quarrying and Agriculture sectors also registered positive employment growth during the month.

Elaborating further on the unemployment, the actively unemployed or those who were available for work and were actively seeking jobs made up 79.8 per cent of the total unemployed persons. This category saw a decrease of 0.8 per cent, totalling 440.0 thousand persons (September 2024: 443.5 thousand persons). Among the actively unemployed, those who were unemployed for less than three months encompassed 62.2 per cent, while those who were in long-term unemployment for more than a year were 6.4 per cent. Similarly, those who believed that there were no jobs available or the inactively unemployed fell by 0.4 per cent, to register 111.4 thousand persons (September 2024: 111.8 thousand persons).

The unemployment rate for youth aged 15 to 24 years declined by 0.1 percentage points to 10.4 per cent in October 2024, resulting in 301.5 thousand unemployed youths (September 2024: 10.5%; 304.2 thousand persons). Nevertheless, the unemployment rate for youth aged 15 to 30 years remained unchanged at 6.3 per cent, with 420.2 thousand unemployed youths compared to the previous month (September 2024: 6.3%; 420.1 thousand persons).

As for the inactivity group, the outside labour force in October 2024 saw a marginal decline of 0.02 per cent to 7.23 million persons (September 2024: 7.23 million persons). The main reasons for being outside the labour force were due to housework/ family responsibilities (43.0%), followed by the schooling/ training category (41.9%).

Concluding the statement, the nation's labour market performance showed a steady upward trend, which was complemented with a stable labour force participation rate and encouraging economic growth. This scenario is expected to keep raising the demand for jobs, which will stabilise the country's economy and lead to the creation of new job opportunities. This is due to various programs and initiatives that have been and will be implemented to encourage the country's labour market to be more competitive and productive, such as the Bumiputera Youth Entrepreneur Programme (TUBE), the TEKUN Belia Mobile Entrepreneur Scheme, and Technical and Vocational Education and Training (TVET).

The Department of Statistics Malaysia (DOSM) has launched OpenDOSM NextGen as a medium that provides data catalogues and visualisations to facilitate users' analysis and can be accessed through <https://open.dosm.gov.my>.

The Government of Malaysia has declared National Statistics Day (MyStats Day) on October 20th each year. MyStats Day theme is "Statistics is the Essence of Life". DOSM commemorates its 75th Diamond Jubilee in 2024.

Chart 1: Employed persons, Malaysia, October 2021 - October 2024

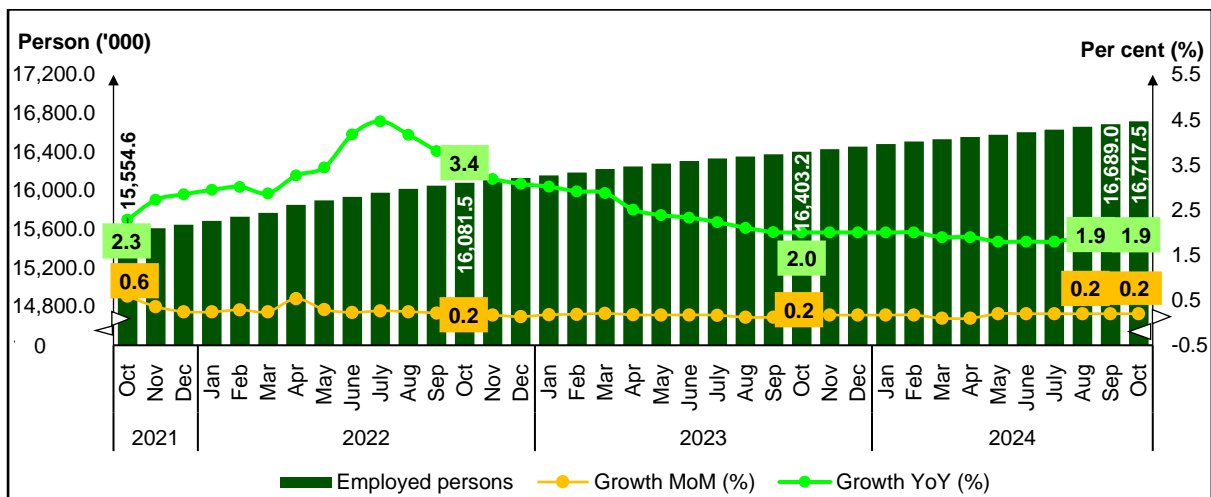


Chart 2: Unemployment, Malaysia, October 2021 - October 2024

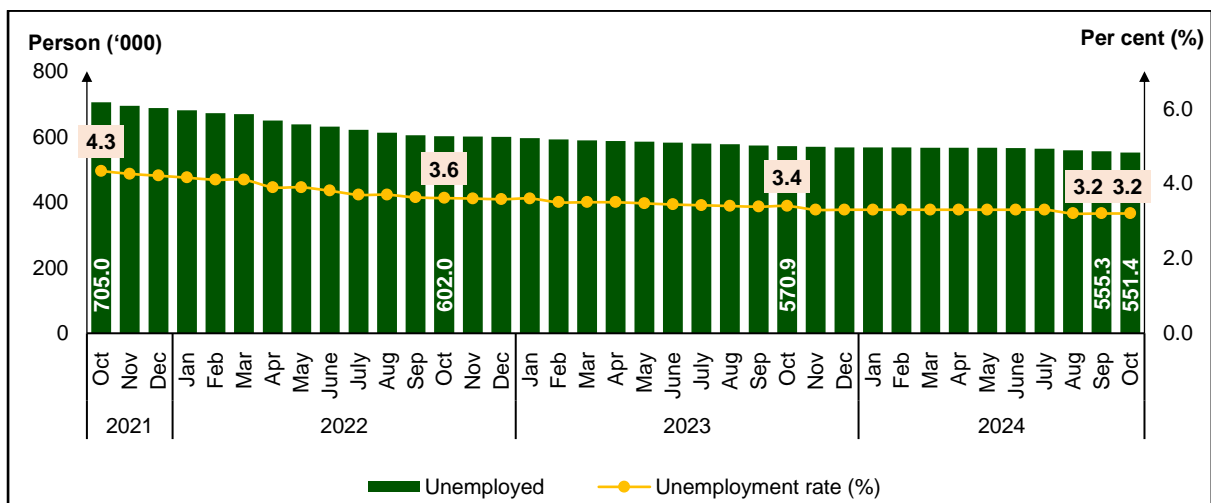
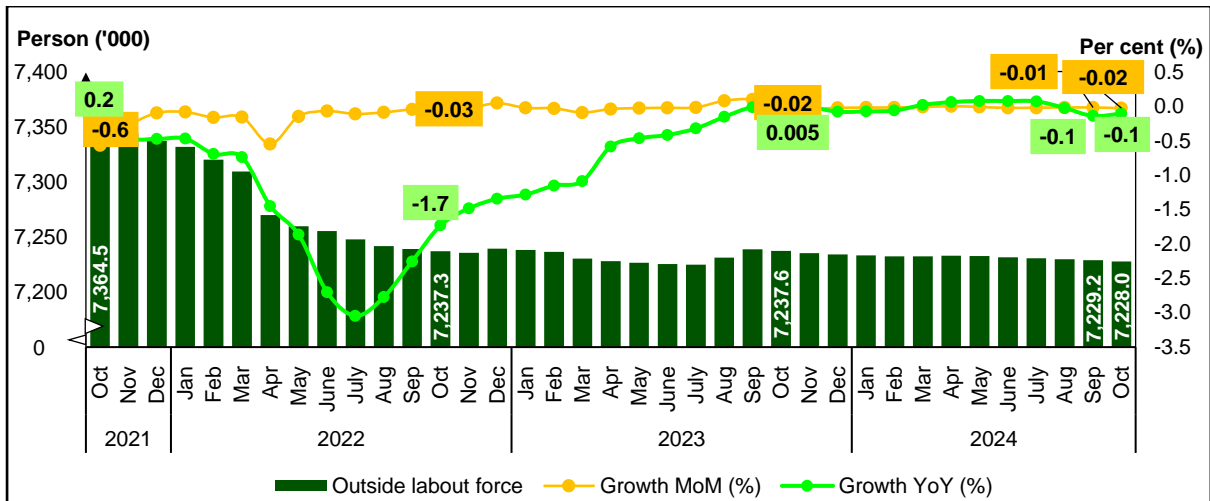


Chart 3: Outside labour force, Malaysia, October 2021 - October 2024



Released by:

THE OFFICE OF CHIEF STATISTICIAN MALAYSIA

DEPARTMENT OF STATISTICS MALAYSIA

9th DECEMBER 2024