



KENYATAAN MEDIA

KEMENTERIAN EKONOMI
JABATAN PERANGKAAAN MALAYSIA

Blok C6 & C7, Kompleks C,
Pusat Pentadbiran Kerajaan Persekutuan, Presint 1,
62514, Wilayah Persekutuan Putrajaya
No. Telefon : 03 - 8090 4681

INDEKS HARGA PENGGUNA, MALAYSIA OKTOBER 2024

Inflasi Malaysia meningkat 1.9 peratus pada Oktober 2024

PUTRAJAYA, 22 November 2024 - Inflasi Malaysia meningkat 1.9 peratus pada Oktober 2024 dengan mata indeks mencatatkan 133.4 berbanding 130.9 pada bulan yang sama tahun sebelumnya. Jabatan Perangkaan Malaysia (DOSM) melaporkan hari ini mengenai keluaran **INDEKS HARGA PENGGUNA (IHP), OKTOBER 2024**.

Peningkatan inflasi pada Oktober 2024 telah didorong oleh peningkatan lebih tinggi bagi kumpulan utama Makanan & Minuman (2.3%) dan Penjagaan Diri, Perlindungan Sosial & Pelbagai Barangan & Perkhidmatan (3.4%). Manakala, Restoran & Perkhidmatan Penginapan (2.8%); Rekreasi, Sukan & Kebudayaan (2.0%); Kesihatan (1.4%); Pengangkutan (0.7%) dan Hiasan, Perkakasan & Penyelenggaraan Isi Rumah (0.5%) meningkat pada kadar perlahan.

Ketua Perangkawan Malaysia, Dato' Sri Dr. Mohd Uzir Mahidin menyatakan bahawa inflasi Maklumat & Komunikasi menurun kepada negatif 1.7 peratus pada Oktober 2024 (September 2024: 0.4%). Ini disebabkan oleh penurunan inflasi subkumpulan utama Perkhidmatan maklumat & komunikasi pada negatif 1.8 peratus (September 2024: 0.8%). Pakaian & Kasut kekal berada dalam jajaran negatif iaitu negatif 0.2 peratus. Sementara itu, Perumahan, Air, Elektrik, Gas & Bahan Api Lain (3.1%); Pendidikan (1.5%); Minuman, Alkohol & Tembakau (0.8%) dan Insurans & Perkhidmatan Kewangan (0.5%) meningkat pada kadar yang sama seperti bulan sebelumnya.

Embargo: Hanya boleh diterbitkan atau disebarikan mulai jam 1200, Jumaat, 22 November 2024

Kumpulan Makanan & Minuman yang menyumbang 29.8 peratus daripada keseluruhan wajaran IHP meningkat 2.3 peratus pada Oktober 2024 (September 2024: 1.6%). Subkumpulan utama Makanan di rumah meningkat 0.6 peratus (September 2024: 0.4%) terutamanya disumbangkan oleh inflasi kelas perbelanjaan Daging yang merekodkan peningkatan sebanyak 1.4 peratus (September 2024: 0.7%).

Daging ayam segar yang merupakan komponen terbesar (32.6%) dalam kelas perbelanjaan Daging telah merekodkan kenaikan 3.6 peratus (September 2024: 1.3%). Berdasarkan pengumpulan data oleh pihak DOSM, purata harga Ayam standard Malaysia pada Oktober 2024 adalah RM10.63 sekilogram berbanding RM10.02 sekilogram pada Oktober 2023 (September 2024: RM10.47). Manakala, purata harga Ayam standard di peringkat Semenanjung Malaysia pada Oktober 2024 adalah RM9.68 sekilogram berbanding RM9.32 sekilogram pada Oktober 2023 (September 2024: RM9.38).

Inflasi kelas perbelanjaan Sayur-sayuran mencatatkan peningkatan 2.7 peratus pada Oktober 2024 (September 2024: 1.9%). Antara sayur-sayuran yang merekodkan peningkatan ketara secara asas tahunan pada Oktober 2024 adalah Kacang buncis, 9.8 peratus (September 2024: -1.9%), Kubis panjang, 9.5 peratus (September 2024: 6.1%) dan Bayam hijau, 9.0 peratus (September 2024: 4.6%). Cuaca yang tidak menentu di kawasan penanaman utama turut mempengaruhi bekalan semasa pasaran domestik. Ini kerana taburan hujan yang tinggi sejak hujung bulan September 2024 berpunca daripada fasa peralihan monsun turut menjejaskan tanaman serta aktiviti pertanian. Menurut Jabatan Meteorologi Malaysia, fasa peralihan monsun akan berterusan sehingga awal November 2024 dan dijangka harga sesetengah sayuran masih kekal tinggi.

Di samping itu, subkumpulan utama Makanan di luar rumah meningkat lebih tinggi kepada 4.1 peratus berbanding 2.8 peratus pada bulan sebelumnya. Antara item yang mencatatkan kenaikan lebih tinggi pada Oktober 2024 ialah Piza, Masakan ayam dan Masakan ikan.

Selain itu, inflasi Pengangkutan meningkat perlahan kepada 0.7 peratus pada Oktober 2024 berbanding 1.1 peratus pada September 2024. Peningkatan tersebut disumbangkan oleh subkumpulan utama Pengurusan peralatan pengangkutan persendirian yang meningkat kepada 1.0 peratus pada Oktober 2024 (September 2024: 1.4%). Antara item yang merekodkan kenaikan lebih rendah ialah Diesel, 15.0 peratus (September 2024: 16.7%). Pada Oktober 2024, purata harga Diesel di Semenanjung Malaysia adalah RM2.95 seliter berbanding RM2.15 seliter pada Oktober 2023 (September 2024: RM3.04). Manakala, purata harga Diesel bagi Sabah, Sarawak dan Wilayah Persekutuan Labuan kekal pada RM2.15 seliter. Di samping itu, harga runcit Petrol tanpa plumbum RON97 pada Oktober 2024 menurun kepada RM3.19 seliter berbanding RM3.47 seliter pada Oktober 2023 (September 2024: RM3.28).

Ketua Perangkawan Malaysia, Dato' Sri Dr. Mohd Uzir Mahidin turut menambah, berhubung dengan inflasi di peringkat negeri, kebanyakan negeri merekodkan peningkatan di bawah paras inflasi nasional 1.9 peratus. Walau bagaimanapun, inflasi bagi empat negeri meningkat melebihi paras inflasi nasional iaitu Pulau Pinang (3.1%), Pahang (2.7%), Selangor (2.3%) dan Sarawak (2.1%). Kesemua negeri mencatatkan peningkatan dalam inflasi Makanan & Minuman. Kadar tertinggi dicatatkan oleh Selangor pada 3.8 peratus, diikuti oleh Wilayah Persekutuan Putrajaya (2.9%), Johor (2.4%), Pulau Pinang (2.4%) dan Pahang (2.3%). Sementara itu, negeri-negeri lain menunjukkan peningkatan di bawah paras inflasi Makanan & Minuman nasional iaitu 2.3 peratus pada Oktober 2024.

Inflasi keseluruhan secara bulanan pada Oktober 2024 meningkat 0.2 peratus berbanding September 2024. Ini didorong oleh peningkatan kumpulan utama Makanan & Minuman (0.8%), diikuti Penjagaan Diri, Perlindungan Sosial & Pelbagai Barangan & Perkhidmatan dan Pendidikan yang masing-masing mencatatkan peningkatan 0.2 peratus pada Oktober 2024. Namun ia diimbangi dengan penurunan kumpulan Maklumat & Komunikasi (-2.1%); Pengangkutan (-0.2%); Hiasan, Perkakasan & Penyelenggaraan Isi Rumah (-0.1%) dan Rekreasi, Sukan & Kebudayaan (-0.1%). Sementara itu, inflasi teras meningkat dengan kadar yang sama pada 1.8 peratus pada Oktober 2024 berbanding September 2024. Peningkatan ini didorong oleh kumpulan utama Penjagaan Diri, Perlindungan Sosial & Pelbagai

Embargo: Hanya boleh diterbitkan atau disebarkan mulai jam 1200, Jumaat, 22 November 2024

Barangan & Perkhidmatan (3.4%); Makanan & Minuman (3.2%) dan Restoran & Perkhidmatan Penginapan (2.8%).

Bagi perbandingan inflasi dengan negara-negara terpilih, inflasi di Malaysia (1.9%) lebih rendah berbanding inflasi di Vietnam (2.9%) dan Filipina (2.3%). Manakala, kadar tersebut lebih tinggi berbanding Indonesia (1.7%), Republik Korea (1.3%), Thailand (0.8%) dan China (0.3%).

Jabatan Perangkaan Malaysia (DOSM) telah melancarkan OpenDOSM NextGen sebagai medium yang menyediakan katalog data dan visualisasi bagi memudahkan pengguna menganalisis pelbagai data dan boleh diakses melalui portal <https://open.dosm.gov.my>.

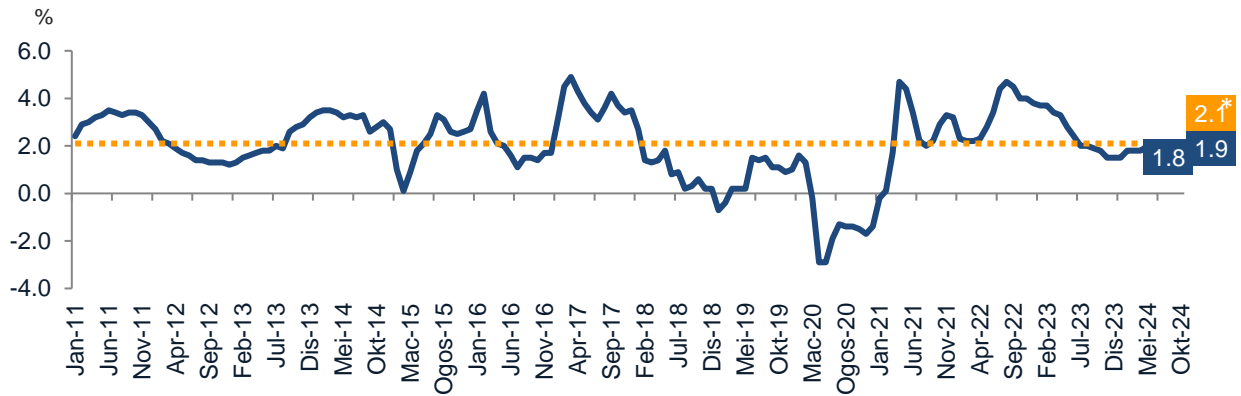
Kerajaan Malaysia telah mengisytiharkan Hari Statistik Negara (MyStats Day) pada 20 Oktober. Tema sambutan MyStats Day adalah "Statistik Nadi Kehidupan". DOSM menyambut ulang tahun ke-75 Jubli Intan pada tahun 2024.

Dikeluarkan oleh:

**PEJABAT KETUA PERANGKAWAN MALAYSIA
JABATAN PERANGKAAN MALAYSIA
22 NOVEMBER 2024**

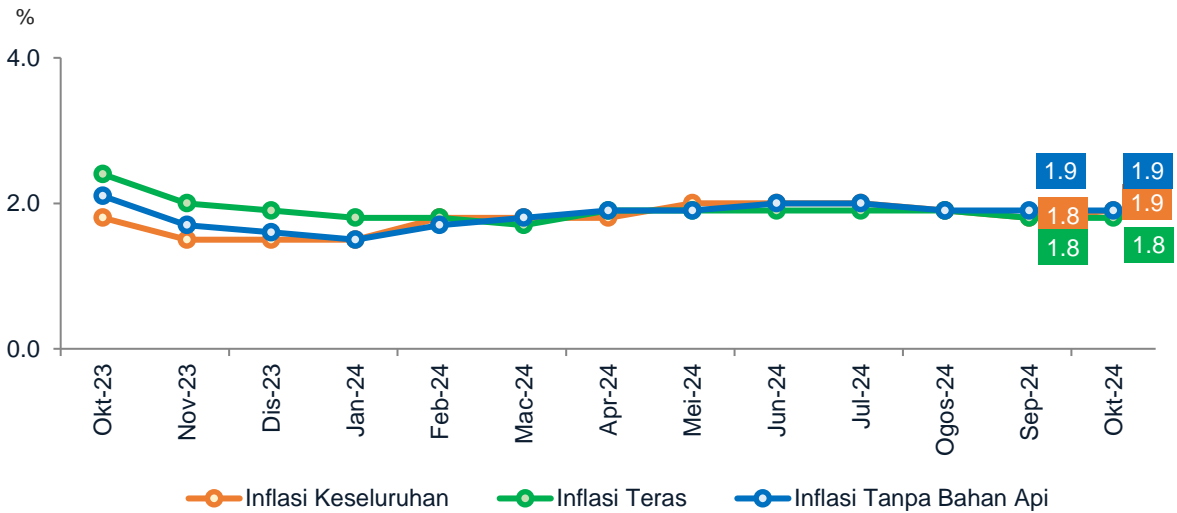
Embargo: Hanya boleh diterbitkan atau disebarikan mulai jam 1200, Jumaat, 22 November 2024

Carta 1 Inflasi Keseluruhan Malaysia, Januari 2011 - Oktober 2024

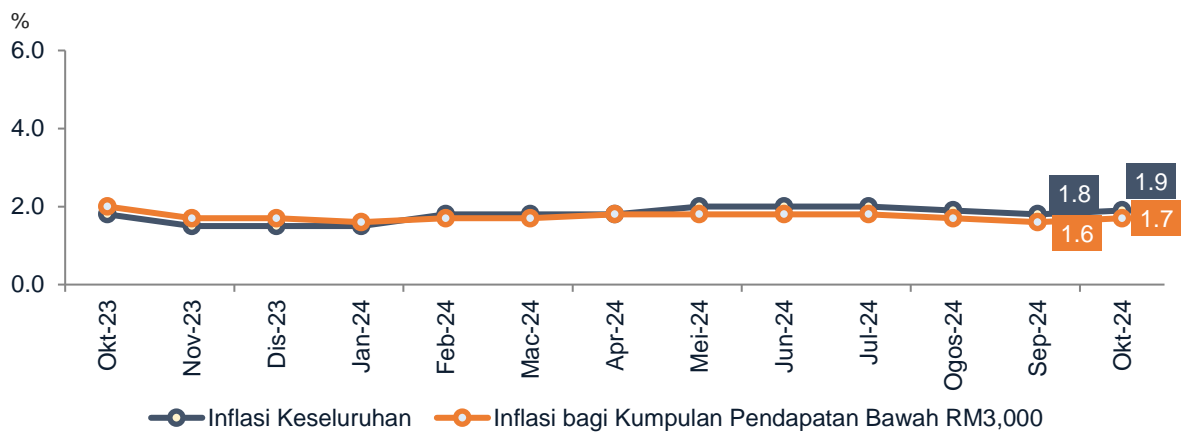


Nota: *Purata inflasi bagi tempoh Januari 2011 hingga Oktober 2024

Carta 2 Inflasi Keseluruhan Malaysia, Inflasi Teras dan Inflasi Tanpa Bahan Api, Oktober 2023 - Oktober 2024

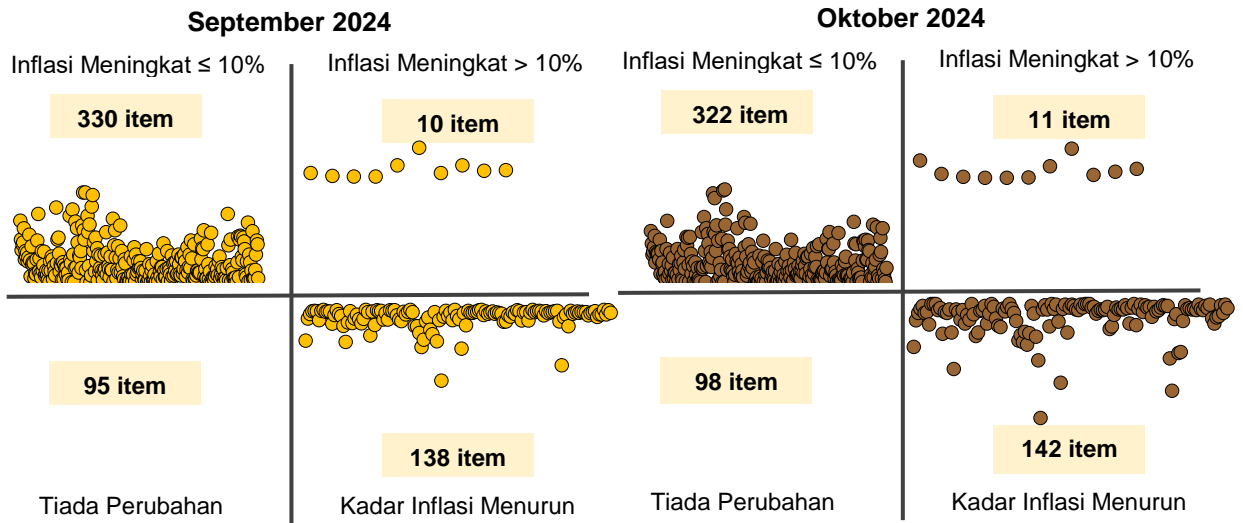


Carta 3 Inflasi bagi Kumpulan Pendapatan Bawah RM3,000, Oktober 2023 - Oktober 2024



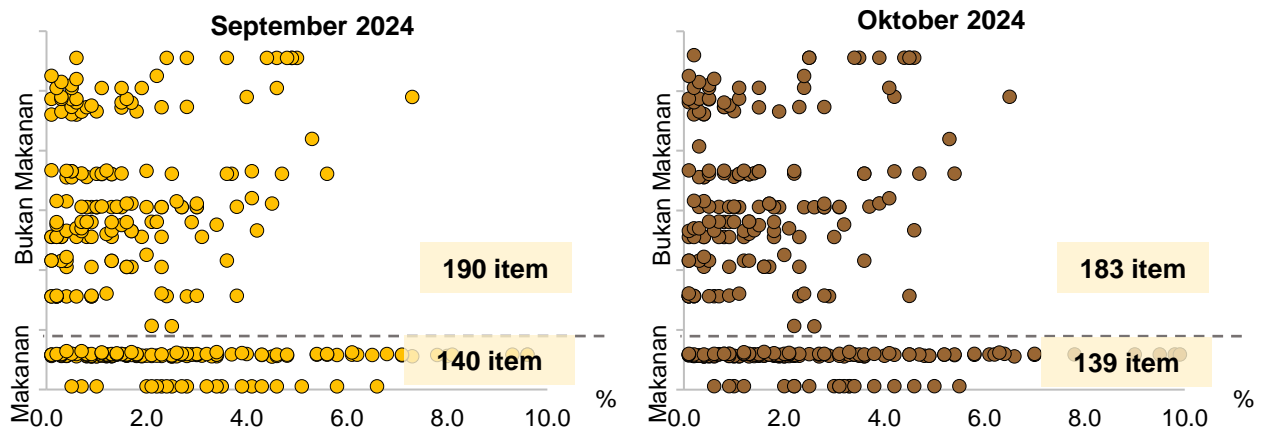
Carta 4

Inflasi mengikut Kuadran, September 2024 & Oktober 2024



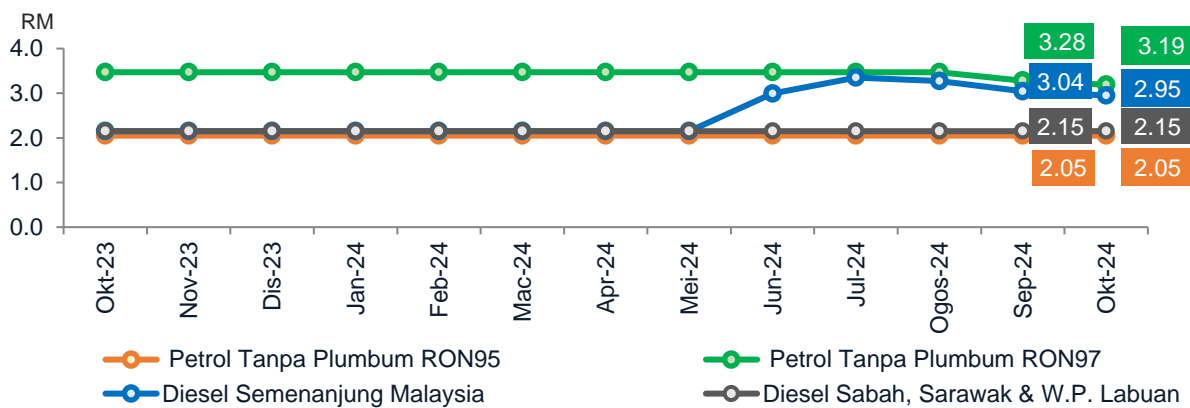
Carta 5

Taburan Inflasi Makanan dan Bukan Makanan yang Meningkat ≤10%, September 2024 & Oktober 2024



Carta 6

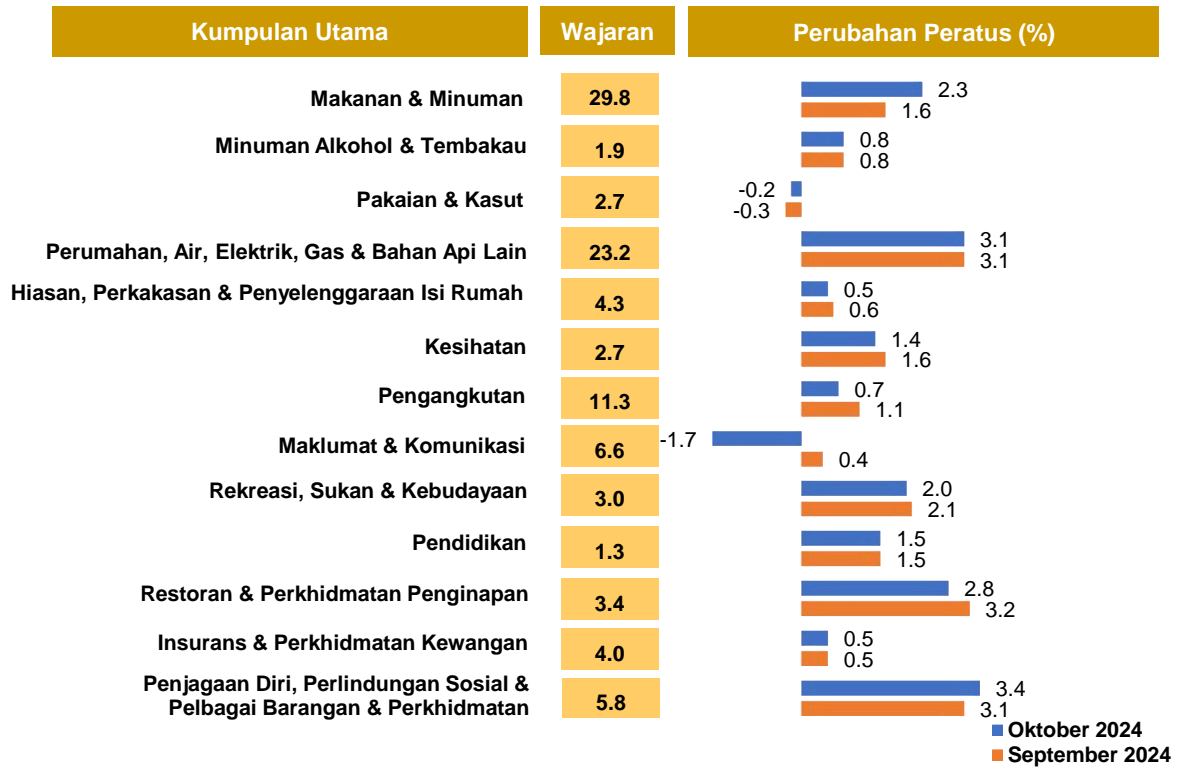
Purata Harga Petrol Tanpa Plumbum RON95, Petrol Tanpa Plumbum RON97 dan Diesel, Oktober 2023 - Oktober 2024



Embargo: Hanya boleh diterbitkan atau disebarikan mulai jam 1200, Jumaat, 22 November 2024

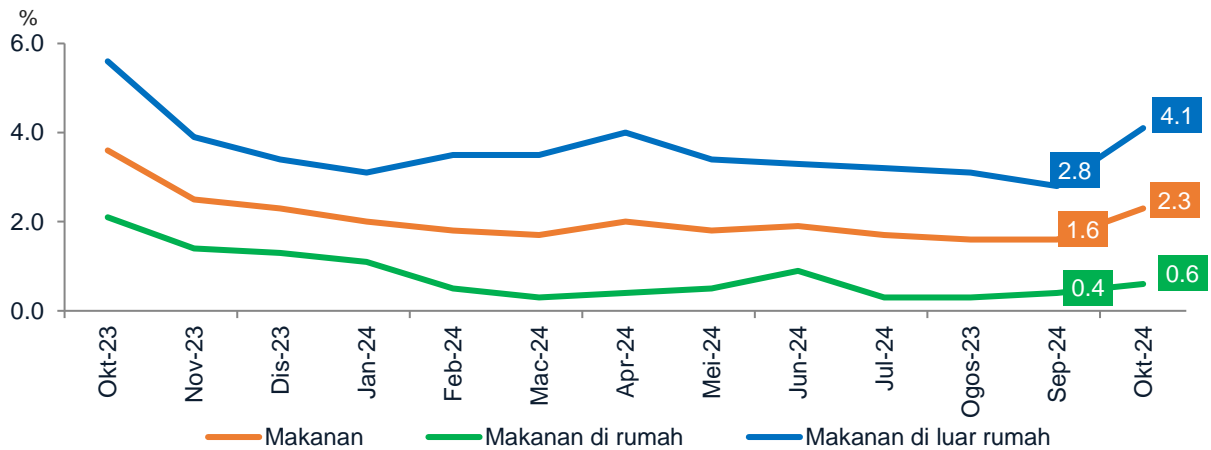
Carta 7

Inflasi mengikut Kumpulan Utama, September 2024 & Oktober 2024



Carta 8

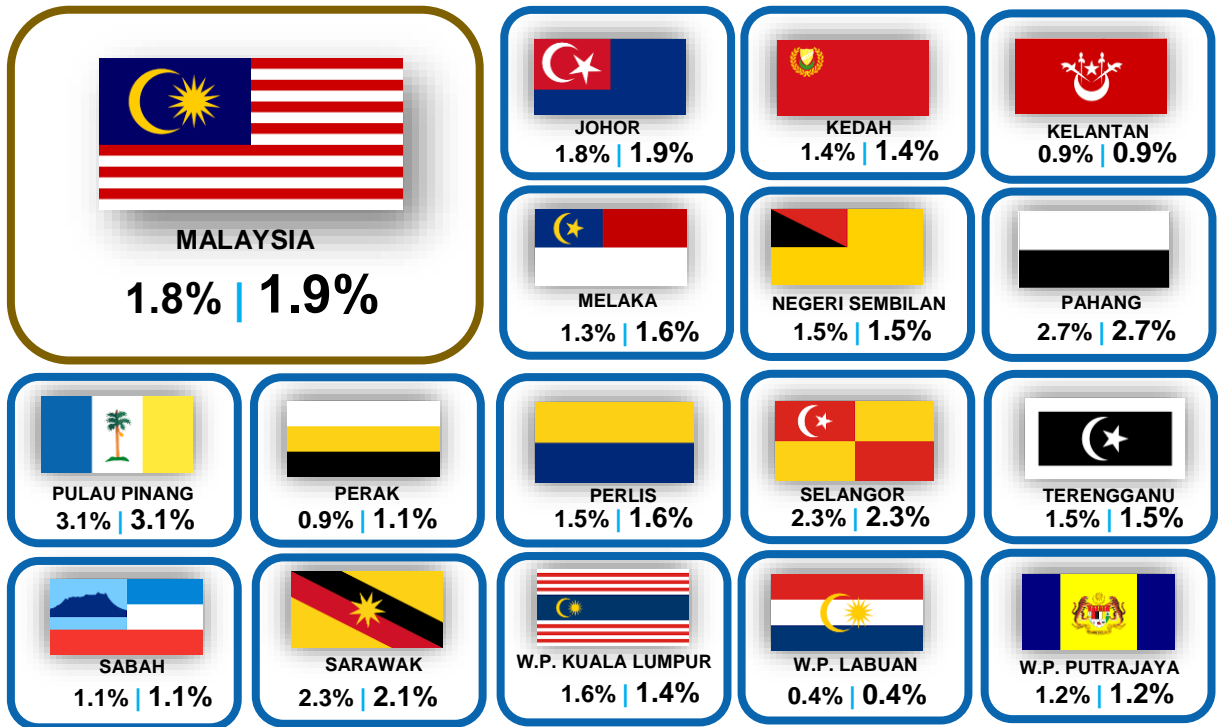
Inflasi bagi Makanan & Minuman, Oktober 2023 - Oktober 2024



Embargo: Hanya boleh diterbitkan atau disebarikan mulai jam 1200, Jumaat, 22 November 2024

Carta 9

Inflasi mengikut Negeri, September 2024 & Oktober 2024

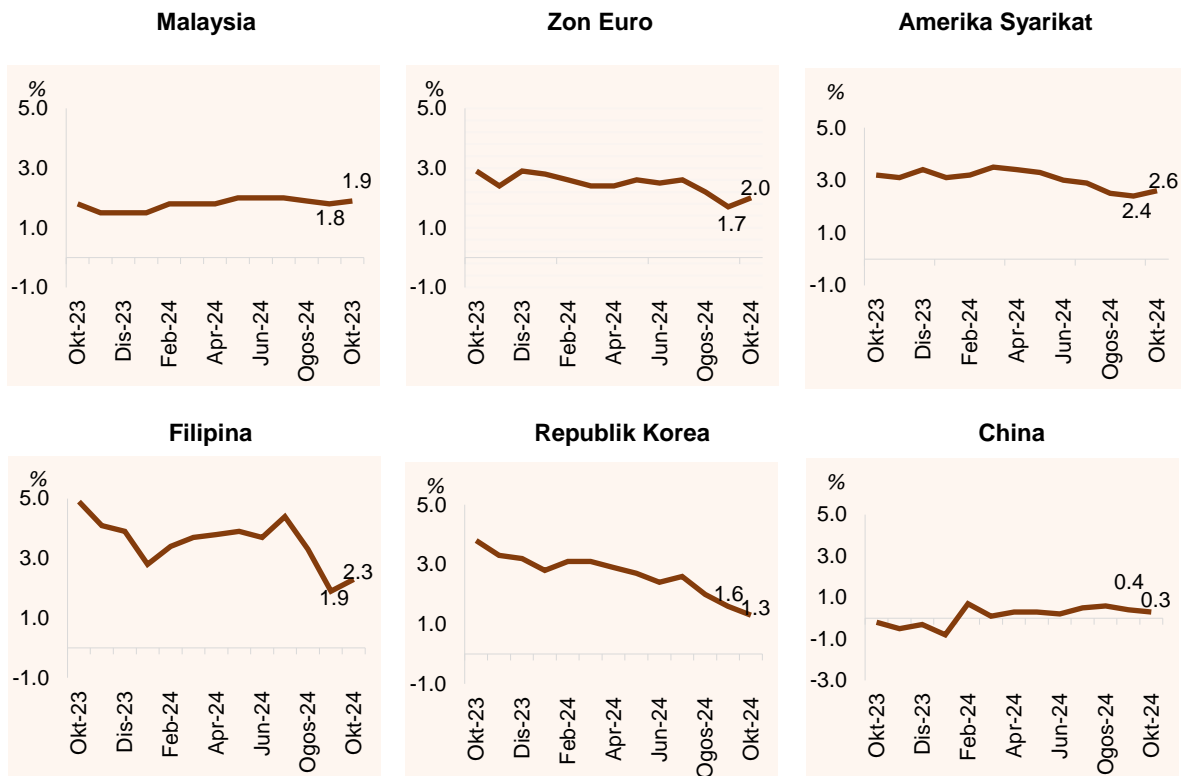


Nota: W.P. merujuk kepada Wilayah Persekutuan

September 2024 | Oktober 2024

Carta 10

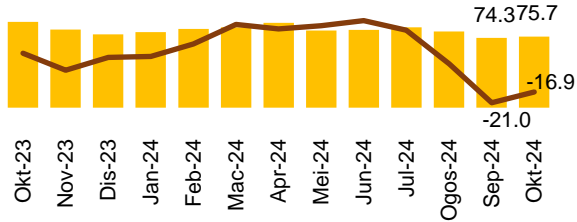
Inflasi bagi Negara Terpilih, Oktober 2023 - Oktober 2024



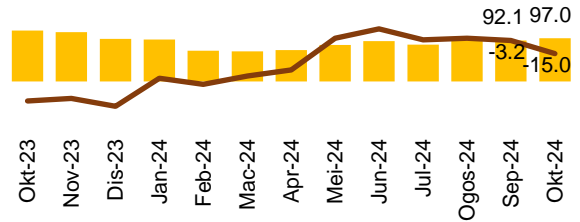
Carta 11

Harga Komoditi Terpilih Global

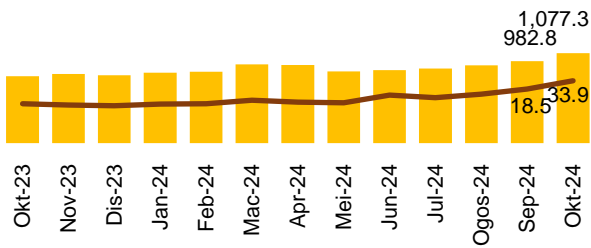
Minyak Mentah (US\$/bbl)



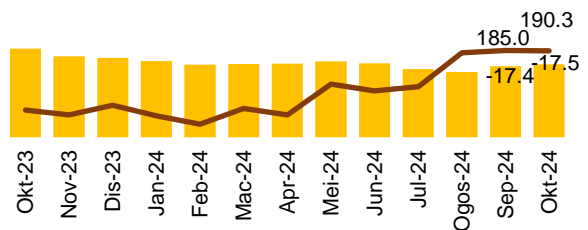
Gas Asli (Indeks 2010=100)



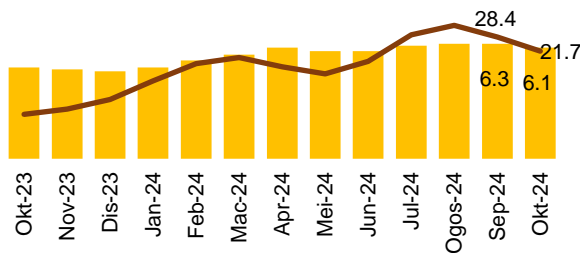
Minyak Sawit Mentah (US\$/mt)



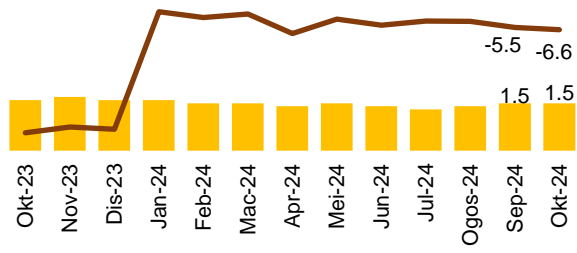
Jagung (US\$/mt)



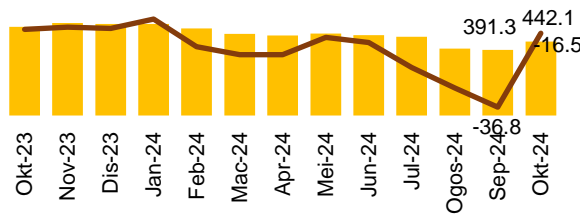
Daging (US\$/kg)



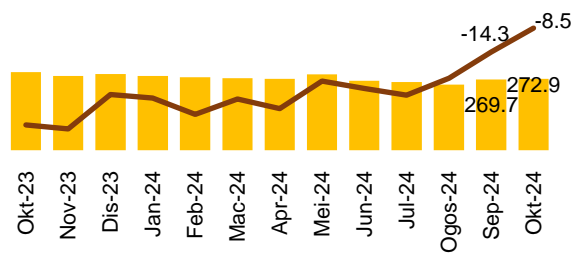
Daging Ayam (US\$/kg)



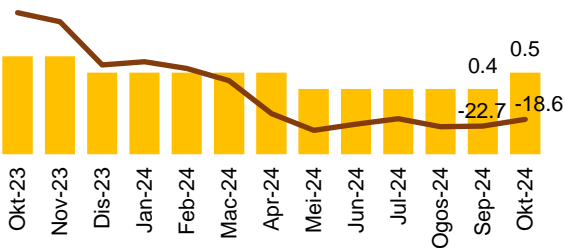
Kacang Soya (US\$/mt)



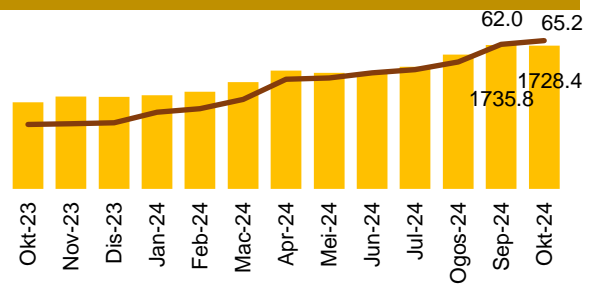
Gandum (US\$/mt)



Gula (US\$/kg)



Minyak Kelapa (US\$/mt)



■ Harga komoditi dunia (AS\$) — Peratus perubahan tahun ke tahun

Sumber: Commodity Monthly Prices, World Bank

Nota:
Bbl : Brazilian Butt Lift (barrel) (1bbl = 159 litres)
Mt : Million Tonne
Mmbtu : Metric Million British Thermal Unit



MEDIA STATEMENT

MINISTRY OF ECONOMY
DEPARTMENT OF STATISTICS MALAYSIA

Block C6 & C7, Complex C,
Federal Government Administrative Centre, Precinct 1,
62514 Federal Territory of Putrajaya
Telephone : 03 - 8090 4681

CONSUMER PRICE INDEX, MALAYSIA OCTOBER 2024

Malaysia's inflation inclined to 1.9 per cent in October 2024

PUTRAJAYA, 22 November 2024 - Malaysia's inflation inclined to 1.9 per cent in October 2024 with the index points stood at 133.4 as against 130.9 in the same month of the previous year. The Department of Statistics Malaysia (DOSM) reported today on the release of **CONSUMER PRICE INDEX (CPI), OCTOBER 2024**.

The increase of inflation in October 2024 was driven by the higher increase in the main groups of Food & Beverages (2.3%) and Personal Care, Social Protection & Miscellaneous Goods & Services (3.4%). Meanwhile, Restaurant & Accommodation Services (2.8%); Recreation, Sport & Culture (2.0%); Health (1.4%); Transport (0.7%) and Furnishings, Household Equipment & Routine Household Maintenance (0.5%) increased at a slower rate.

Chief Statistician Malaysia, Dato' Sri Dr. Mohd Uzir Mahidin informed that inflation for Information & Communication decreased to negative 1.7 per cent in October 2024 (September 2024: 0.4%). This was due to the decline in inflation for main subgroup of Information & Communication Services at negative 1.8 per cent (September 2024: 0.8%). Clothing & Footwear remained at a negative territory and posted negative 0.2 per cent. Meanwhile, Housing, Water, Electricity, Gas & Other Fuels (3.1%); Education (1.5%); Alcoholic Beverages & Tobacco (0.8%) and Insurance & Financial Services (0.5%) increased at the same rate as the previous month.

The Food & Beverages group which contributes 29.8 per cent of the total CPI weight increased by 2.3 per cent in October 2024 (September 2024: 1.6%). The main subgroup of Food at home increased by 0.6 per cent (September 2024: 0.4%) mainly due to the inflation in the expenditure class of Meat which recorded an increase of 1.4 per cent (September 2024: 0.7%).

Chicken as the largest component (32.6%) in the expenditure class of Meat recorded an increase of 3.6 per cent (September 2024: 1.3%). Based on data collected by DOSM, the average price of Standard chicken in Malaysia for October 2024 was RM10.63 per kilogramme as compared to RM10.02 per kilogramme in October 2023 (September 2024: RM10.47). Meanwhile, the average price of Standard chicken in Peninsular Malaysia for October 2024 was RM9.68 per kilogramme as compared to RM9.32 per kilogramme in October 2023 (September 2024: RM9.38).

Inflation for the expenditure class of Vegetables recorded an increase of 2.7 per cent in October 2024 (September 2024: 1.9%). Among the vegetables that recorded a significant year-on-year increase in October 2024 were French beans, 9.8 per cent (September 2024: -1.9%), Long cabbage, 9.5 per cent (September 2024: 6.1%) and Green spinach, 9.0 per cent (September 2024: 4.6%). The weather uncertainties in the main planting areas are also affecting the current supply in the domestic market. This is due to the high rainfall since the end of September 2024, which resulted from the monsoon transition phase, also impacting crops and agricultural activities. According to the Malaysian Meteorological Department, the monsoon transition phase will continue until early November 2024 and it is expected that the prices of certain vegetables will remain high.

Besides, the main subgroup of Food away from home edged up to 4.1 per cent as compared to 2.8 per cent in the previous month. Among the items that recorded a higher increase in October 2024 were Pizza, Cooked chicken and Cooked fish.

Furthermore, inflation for Transport eased to 0.7 per cent in October 2024 as compared to 1.1 per cent in September 2024. The increase was contributed by the main subgroup of Operation of personal transport equipment which increased to 1.0 per cent in October 2024 (September 2024: 1.4%). Among the items that recorded

a lower increase were Diesel, 15.0 per cent (September 2024: 16.7%). In October 2024, the average price for Diesel in Peninsular Malaysia was RM2.95 per litre as compared to RM2.15 per litre in October 2023 (September 2024: RM3.04). However, the average price of Diesel for Sabah, Sarawak and Wilayah Persekutuan Labuan remained at RM2.15 per litre. In addition, the average price of Unleaded petrol RON97 in October 2024 decreased to RM3.19 per litre as against RM3.47 per litre in October 2023 (September 2024: RM3.28).

Chief Statistician Malaysia, Dato' Sri Dr. Mohd Uzir Mahidin also added that, with regards to inflation at the state level, most of the states recorded increases below the national inflation level of 1.9 per cent. However, inflation for four states were above the national inflation level namely Pulau Pinang (3.1%), Pahang (2.7%), Selangor (2.3%) and Sarawak (2.1%). All states registered an increase in the inflation of Food & Beverages. The highest rate was recorded by Selangor at 3.8 per cent, followed by Wilayah Persekutuan Putrajaya (2.9%), Johor (2.4%), Pulau Pinang (2.4%) and Pahang (2.3%). Meanwhile, other states showed an increase below the national inflation of Food & Beverages of 2.3 per cent in October 2024.

The overall monthly inflation for October 2024 increased to 0.2 per cent as against in September 2024. This was driven by the increase in the main groups of Food & Beverages (0.8%), followed by Personal Care, Social Protection & Miscellaneous Goods & Services and Education that recorded an increase of 0.2 per cent in October 2024 respectively. However, this was offset by a decline in the Information & Communication group (-2.1%); Transport (-0.2%); Furnishings, Household Equipment & Routine Household Maintenance (-0.1%) and Recreation, Sport & Culture (-0.1%). Meanwhile, core inflation increased at the same rate at 1.8 per cent in October 2024 as compared to September 2024. The increase was due to Personal Care, Social Protection & Miscellaneous Goods & Services (3.4%); Food & Beverages (3.2%) and Restaurant & Accommodation Services (2.8%).

In comparison to inflation in other selected countries, inflation in Malaysia (1.9%) was lower than inflation in Vietnam (2.9%) and Philippines (2.3%). However, the rate was higher than Indonesia (1.7%), Republic of Korea (1.3%), Thailand (0.8%) and China (0.3%).

Embargo: Only to be published or disseminated at 1200 hour, Friday, 22 November 2024

The Department of Statistics Malaysia (DOSM) has launched OpenDOSM NextGen as a medium that provides data catalogue and visualisations to facilitate users' analysis and can be accessed through <https://open.dosm.gov.my>.

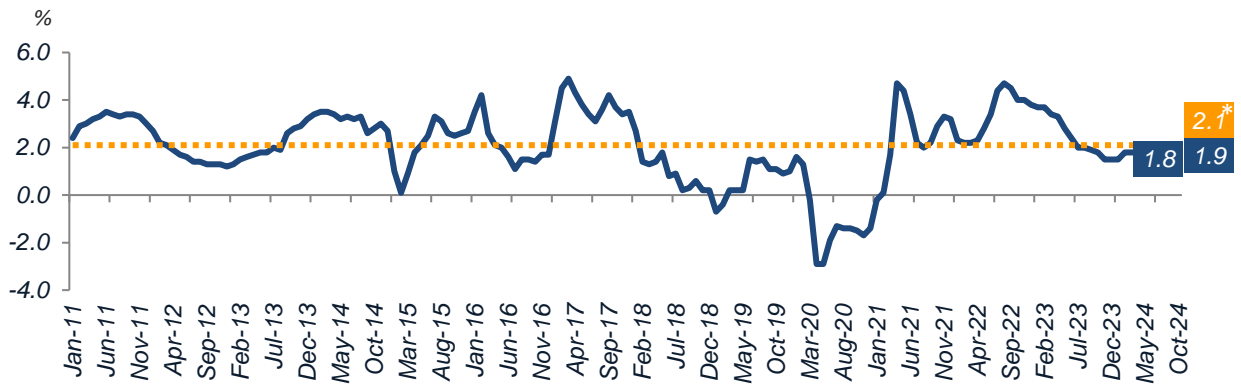
The Government of Malaysia has declared National Statistics Day (MyStats Day) on October 20th. MyStats Day theme is "Statistics is the Essence of Life". DOSM commemorates its 75th Diamond Jubilee in 2024.

Released by:

**THE OFFICE OF CHIEF STATISTICIAN MALAYSIA
DEPARTMENT OF STATISTICS MALAYSIA
22 NOVEMBER 2024**

Embargo: Only to be published or disseminated at 1200 hour, Friday, 22 November 2024

Chart 1 Malaysia Headline Inflation, January 2011 - October 2024



Note: * Average inflation for the period of January 2011 to October 2024

Chart 2 Malaysia Headline Inflation, Core Inflation and Inflation without Fuel, October 2023 - October 2024

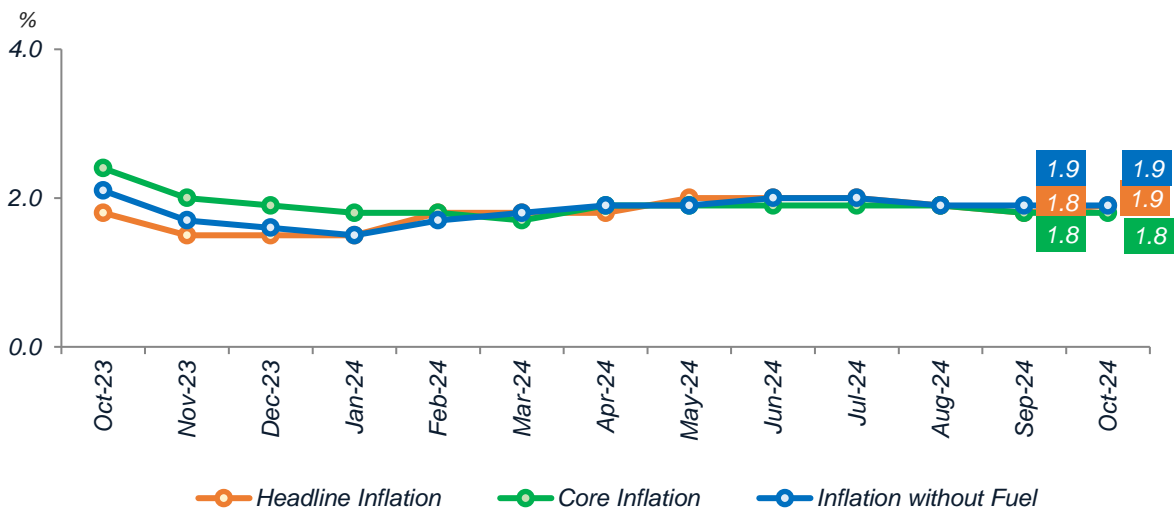


Chart 3 Inflation for Income Group Below RM3,000, October 2023 - October 2024

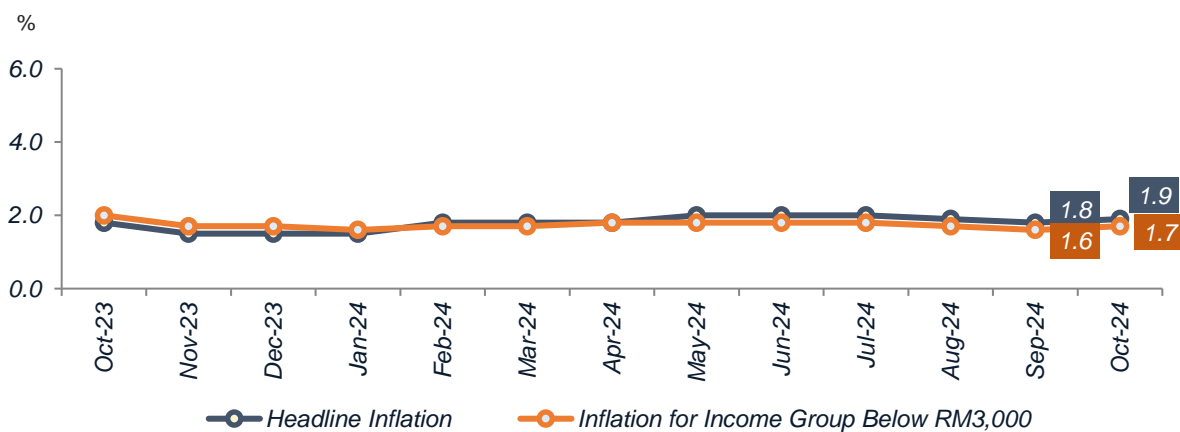
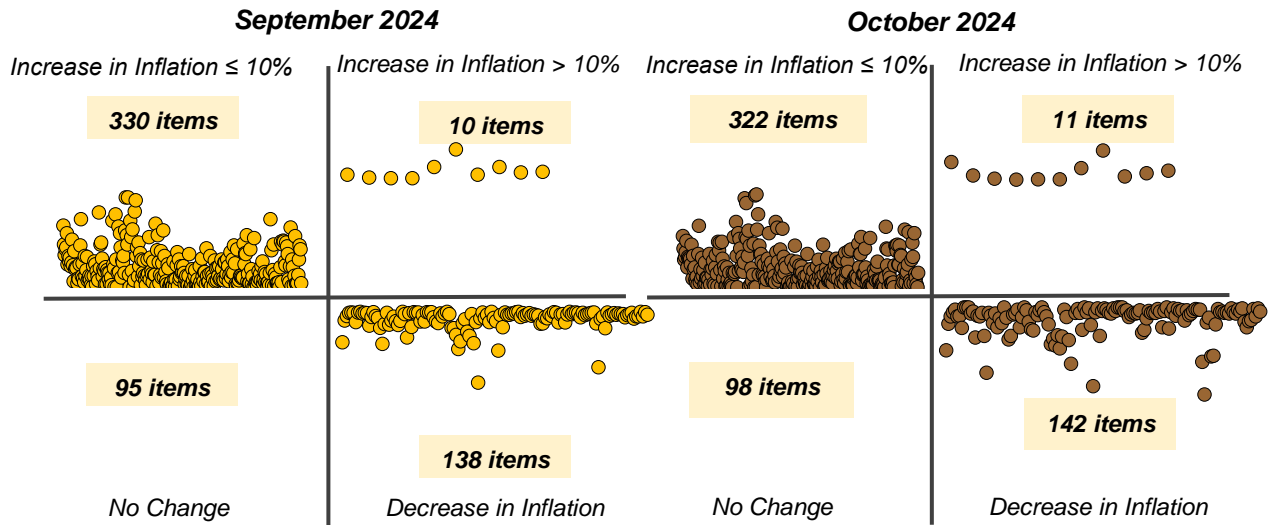


Chart 4 Inflation by Quadrant, September 2024 & October 2024



S

Chart 5 Distribution of Inflation for Food and Non-Food that Increased ≤10%, September 2024 & October 2024

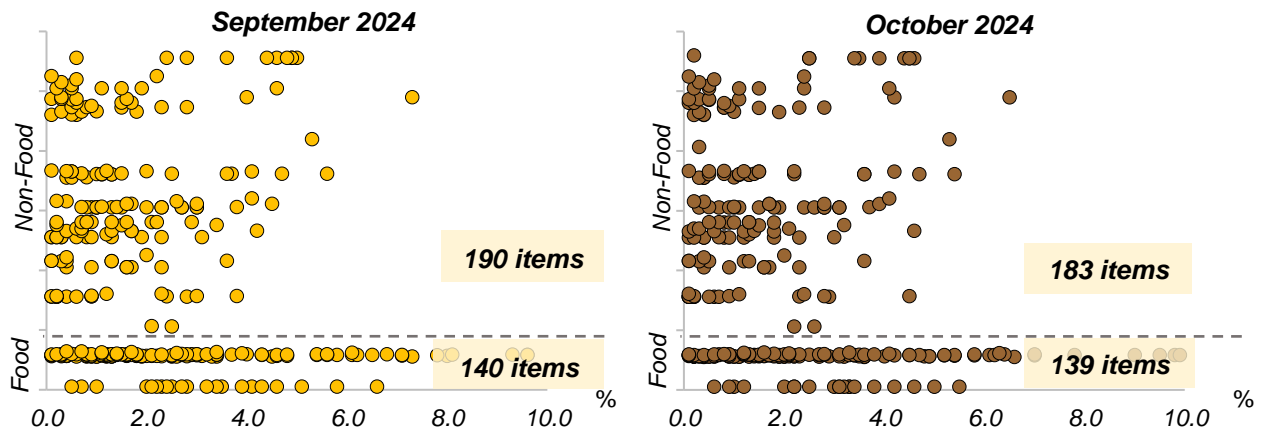


Chart 6

Average Price of Unleaded Petrol RON95, Unleaded Petrol RON97 and Diesel, October 2023 - October 2024

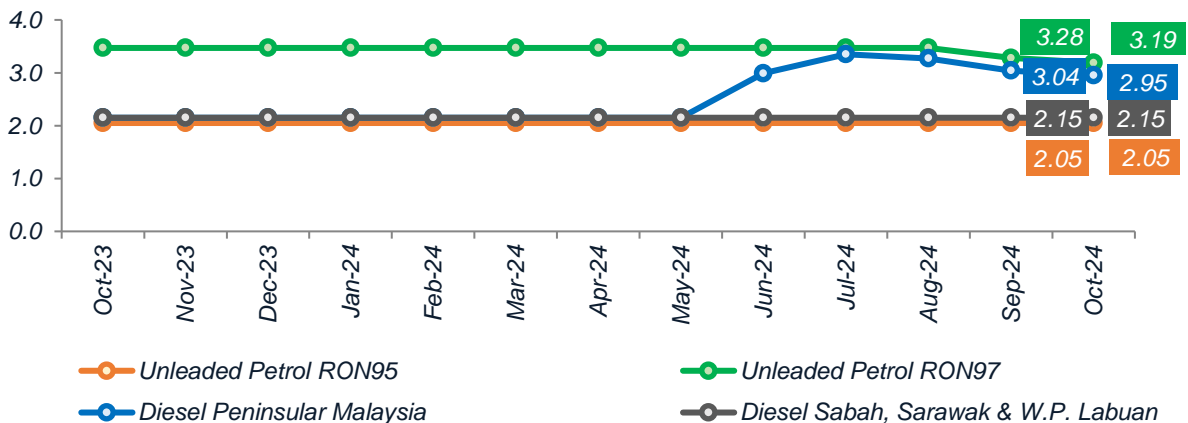


Chart 7

Inflation by Main Group, September 2024 & October 2024

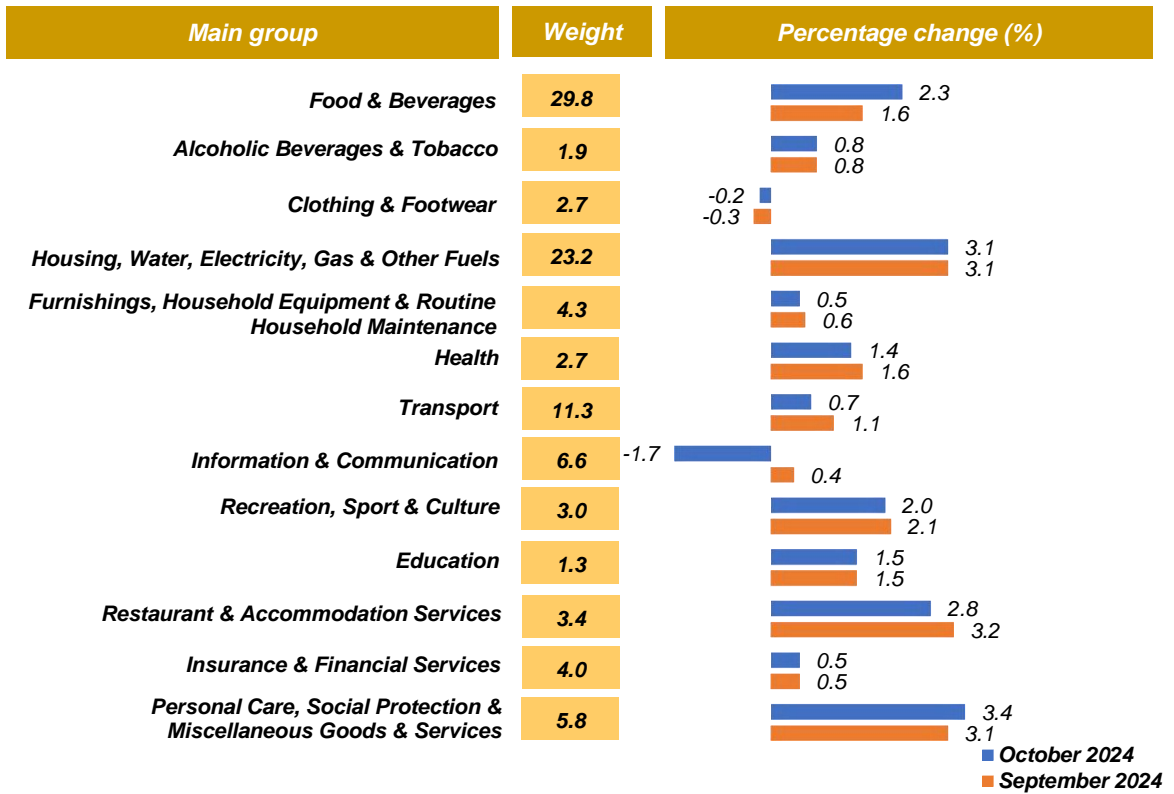


Chart 8

Inflation for Food & Beverages, October 2023 - October 2024

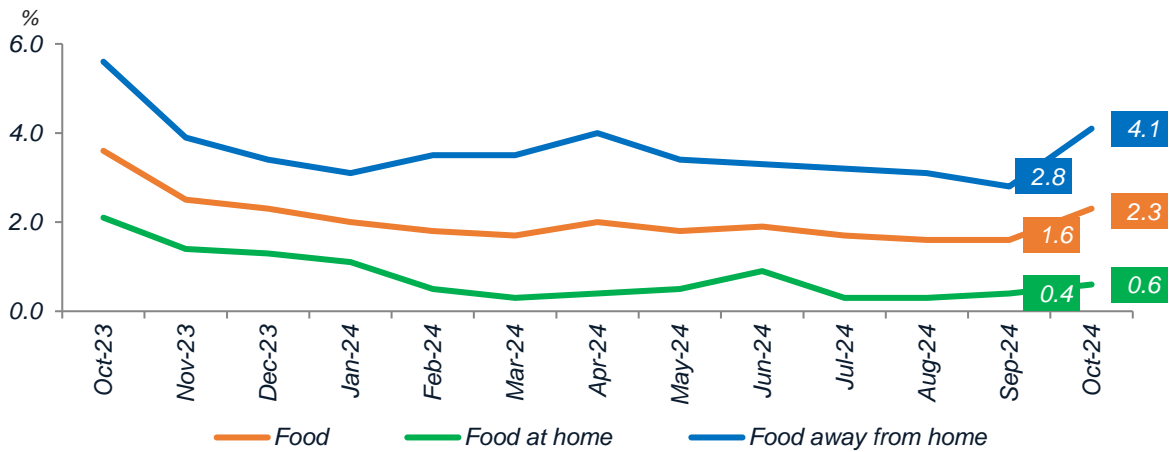
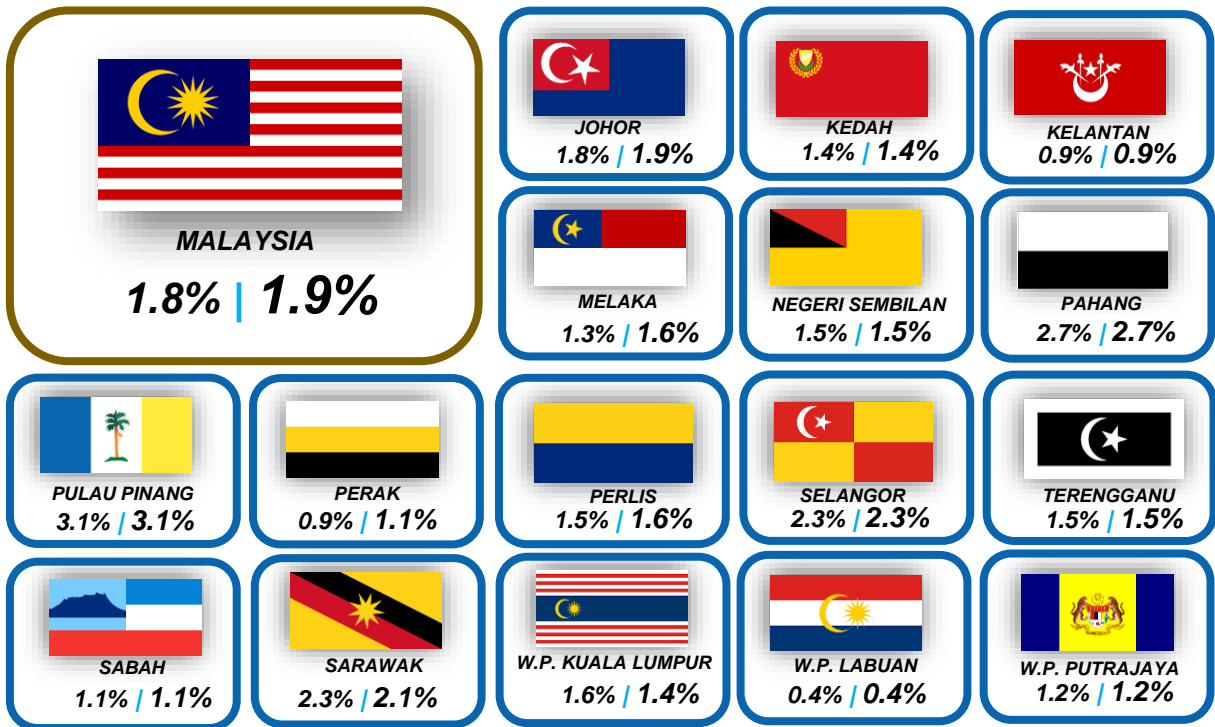


Chart 9 Inflation by State, September 2024 & October 2024



Note: W.P. refers to Wilayah Persekutuan

September 2024 | October 2024

Chart 10 Inflation of Selected Countries, October 2023 – October 2024

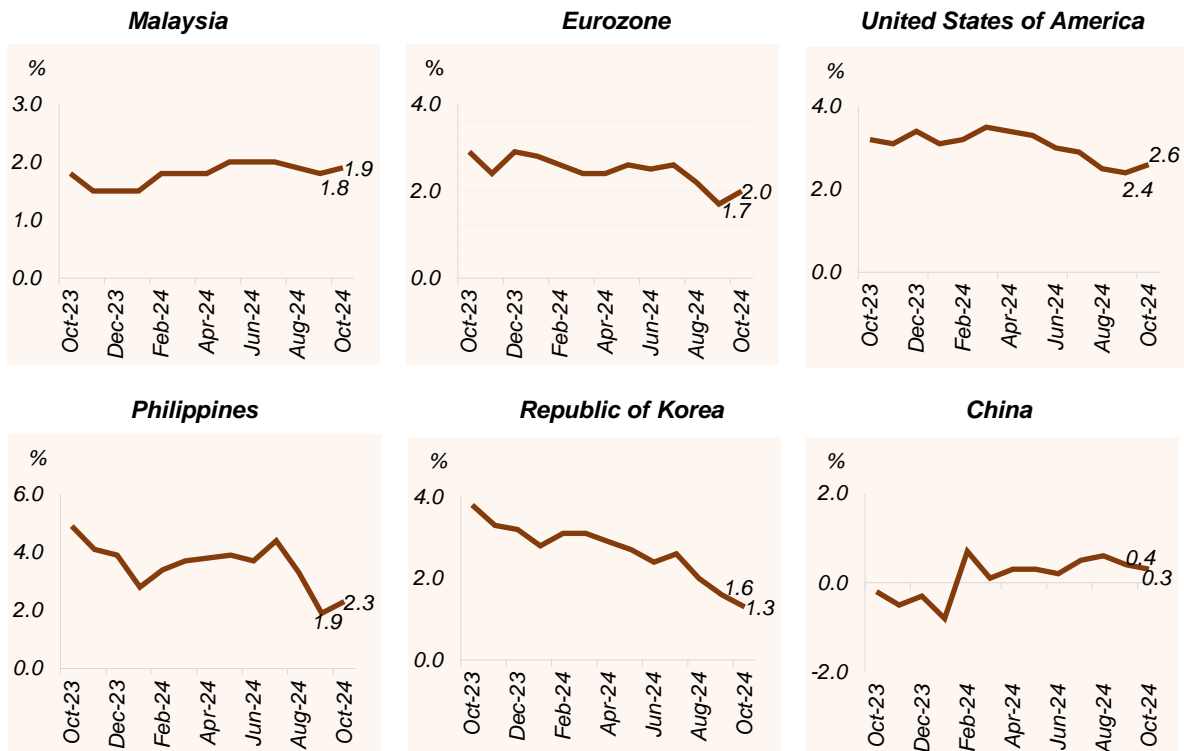
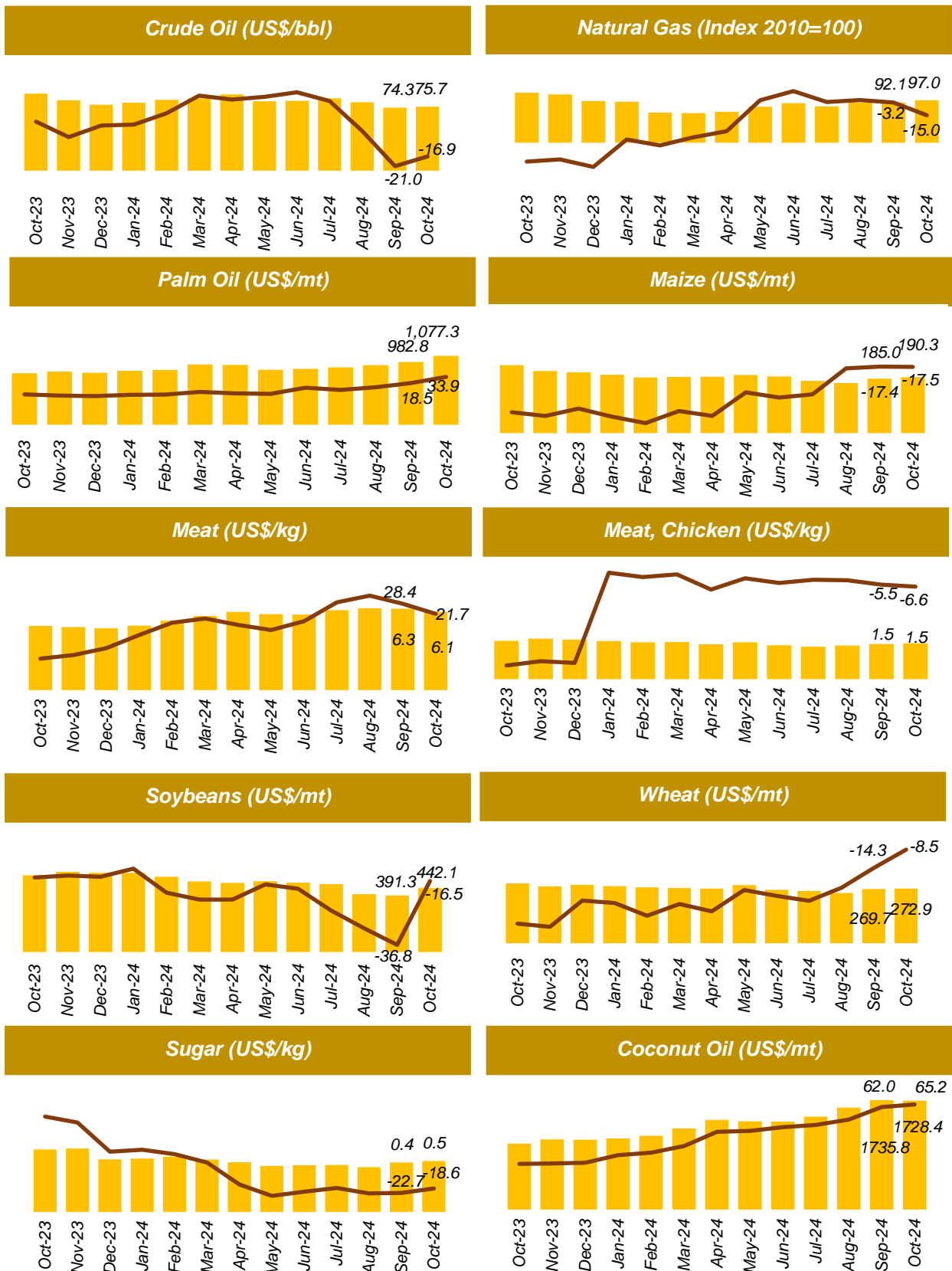


Chart 11 Global Selected Commodity Prices



Global commodity price (US\$) — Percentage change year-on-year **Source:** Commodity Monthly Prices, World Bank

Notes:
Bbl : Brazilian Butt Lift (barrel) (1bbl = 159 litres)
Mt : Million Tonne
Mmbtu : Metric Million British Thermal Unit