

Embargo: Hanya boleh diterbitkan atau disebarikan mulai jam 1200, Isnin, 11 November 2024



KENYATAAN MEDIA

KEMENTERIAN EKONOMI
JABATAN PERANGKAAAN MALAYSIA

Blok C6 & C7, Kompleks C,
Pusat Pentadbiran Kerajaan Persekutuan, Presint 1,
62514, Wilayah Persekutuan Putrajaya
No. Telefon : 03 - 8090 4681

STATISTIK PEMBINAAN SUKU TAHUNAN, MALAYSIA SUKU KETIGA 2024

Sektor Pembinaan terus mengekalkan momentum dengan pertumbuhan positif pada 22.9 peratus, mencapai RM41.1 bilion pada suku ketiga 2024

PUTRAJAYA, 11 NOVEMBER 2024 – Sektor Pembinaan terus mengekalkan momentum dengan pertumbuhan positif pada 22.9 peratus, mencapai RM41.1 bilion pada suku ketiga 2024. Jabatan Perangkaan Malaysia (DOSM) melaporkan hari ini dalam keluaran Statistik Pembinaan Suku Tahunan, Malaysia, Suku Ketiga 2024.

Mengulas mengenai laporan prestasi terkini sektor Pembinaan, Ketua Perangkawan Dato' Sri Dr. Mohd Uzir Mahidin berkata, “Nilai kerja dalam sektor pembinaan mencapai RM41.1 bilion pada suku ketiga 2024, mencatatkan pertumbuhan yang ketara sebanyak 22.9 peratus, meningkat daripada 20.2 peratus yang direkodkan pada suku sebelumnya. Momentum pertumbuhan ini didorong terutamanya oleh pengembangan sebanyak 42.6 peratus dalam subsektor Aktiviti pertukangan khas, yang terus menunjukkan pertumbuhan yang tinggi. Selain itu, subsektor Bangunan kediaman dan Bangunan bukan kediaman masing-masing turut menunjukkan momentum dengan peningkatan sebanyak 27.8 peratus dan 27.7 peratus. Sementara itu, subsektor Kejuruteraan awam juga berkembang pada kadar yang lebih sederhana tetapi masih menyumbang secara positif dengan kadar pertumbuhan 12.0 peratus.”

Ketua Perangkawan mengulas lanjut, “Daripada keseluruhan nilai kerja sebanyak RM41.1 bilion yang dicatatkan pada suku ketiga 2024, sejumlah RM15.2 bilion atau 36.9 peratus disumbangkan oleh subsektor Kejuruteraan awam, terutamanya dalam aktiviti Pembinaan jalan raya dan landasan kereta api (RM6.8 bilion) dan projek utiliti (RM6.2 bilion). Sementara itu, nilai kerja bagi Bangunan bukan kediaman dan Bangunan kediaman masing-masing mencatatkan RM11.8 bilion (28.6%) dan

RM9.4 bilion (22.8%). Aktiviti pertukangan khas pula menyumbang RM4.8 bilion (11.6%), terutama dalam aktiviti Penyediaan tapak (RM1.3 bilion); Pemasangan elektrik (RM1.2 bilion); dan Pemasangan paip, pemanasan dan penghawa dingin (RM1.0 bilion).”

Sektor swasta terus menjadi pemacu utama pertumbuhan pada suku ini, menyumbang RM26.1 bilion atau 63.5 peratus daripada jumlah nilai keseluruhan. Sektor swasta mencatatkan pertumbuhan yang memberangsangkan sebanyak 33.3 peratus (ST2 2024: 15.8%), didorong oleh prestasi yang kukuh dalam subsektor Kejuruteraan awam (54.9%) dan Aktiviti pertukangan khas (42.7%). Sebaliknya, sektor awam, dengan sumbangan sebanyak 36.5 peratus berjumlah RM15.0 bilion, mencatatkan pertumbuhan yang lebih perlahan sebanyak 8.1 peratus (ST2 2024: 27.8%). Pertumbuhan ini didorong oleh subsektor Aktiviti pertukangan khas (42.2%) dan Bangunan bukan kediaman (36.6%), dengan masing-masing berjumlah RM1.4 bilion dan RM2.5 bilion.

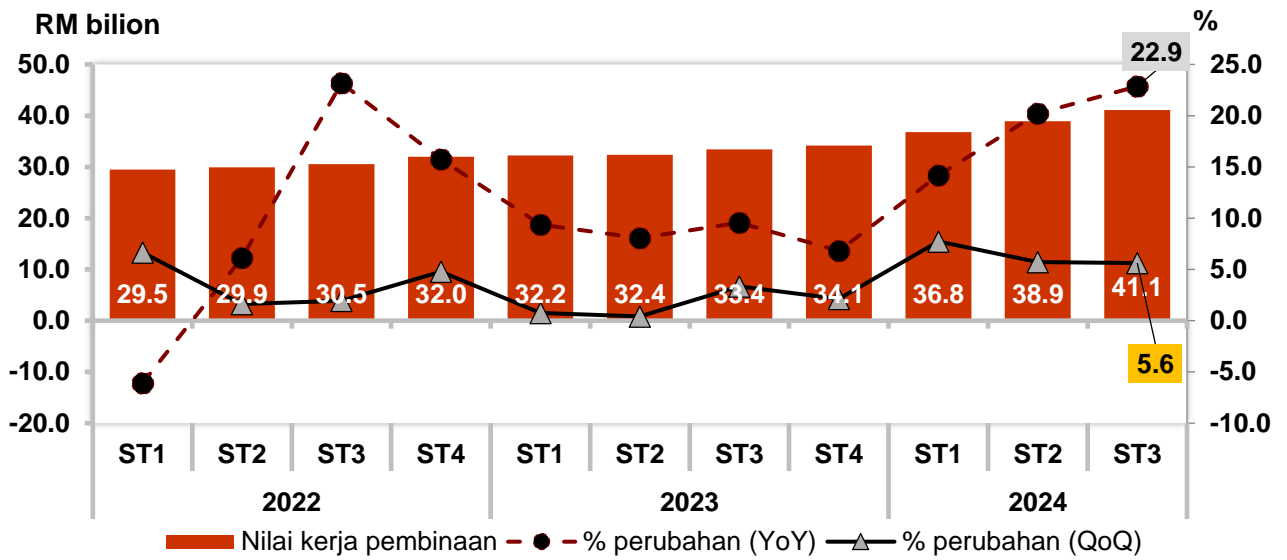
Mengulas mengenai sektor Pembinaan mengikut negeri pada suku ketiga 2024, Dato' Sri Dr. Mohd Uzir Mahidin menyatakan, “Hampir 61.4 peratus daripada nilai kerja tertumpu di Selangor, Johor, Wilayah Persekutuan (Kuala Lumpur, Putrajaya dan Labuan) dan Sarawak. Nilai kerja pembinaan di Selangor berjumlah RM9.3 bilion atau 22.7 peratus, disumbangkan oleh Kejuruteraan awam (RM2.8 bilion), diikuti Bangunan kediaman dan Bangunan bukan kediaman masing-masing pada RM2.7 bilion. Sementara itu, Johor menduduki tempat kedua dengan nilai RM6.9 bilion atau 16.9 peratus, terutamanya dalam subsektor Bangunan bukan kediaman (RM2.6 bilion) dan Kejuruteraan awam (RM2.2 bilion). Tambahan pula, nilai kerja di Wilayah Persekutuan adalah RM4.6 bilion (11.3%) manakala Sarawak mencatatkan RM4.3 bilion (10.5%).”

Merumuskan prestasi nilai kerja pembinaan bagi tiga suku pertama tahun 2024, sektor ini mencatatkan jumlah nilai sebanyak RM116.8 bilion, dengan peningkatan sebanyak 19.1 peratus berbanding tempoh yang sama pada tahun 2023 (ST1 hingga ST3 2023: 9.0%). Pertumbuhan positif ini didorong terutamanya oleh sumbangan kukuh daripada aktiviti Kejuruteraan awam yang berkembang sebanyak 20.3 peratus.

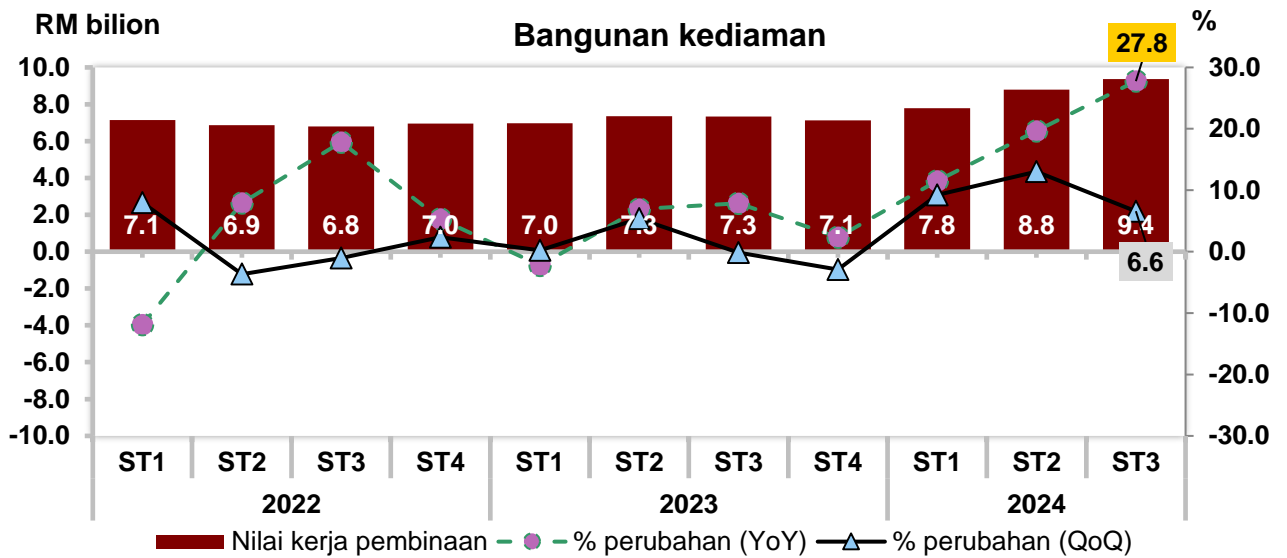
Jabatan Perangkaan Malaysia (DOSM) telah melancarkan OpenDOSM NextGen sebagai medium yang menyediakan katalog data dan visualisasi bagi memudahkan pengguna menganalisis pelbagai data dan boleh diakses melalui portal <https://open.dosm.gov.my>.

Kerajaan Malaysia telah mengisytiharkan Hari Statistik Negara (MyStats Day) pada 20 Oktober. Tema sambutan MyStats Day adalah “Statistik Nadi Kehidupan”. DOSM menyambut ulang tahun ke-75 Jubli Intan pada tahun 2024.

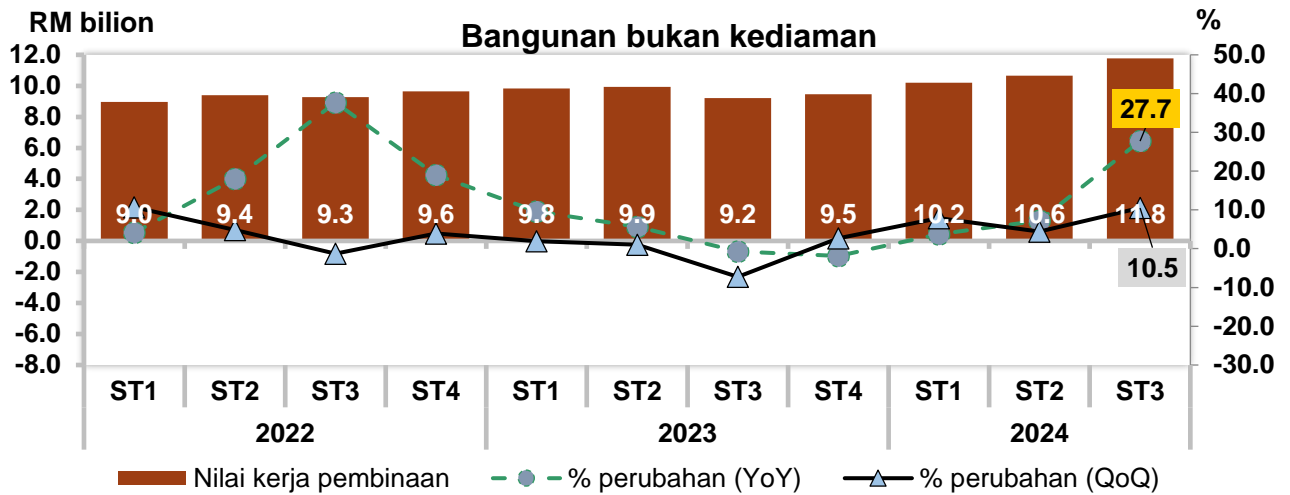
Carta 1: Nilai Kerja Pembinaan dan Perubahan Peratus, ST1 2022 - ST3 2024



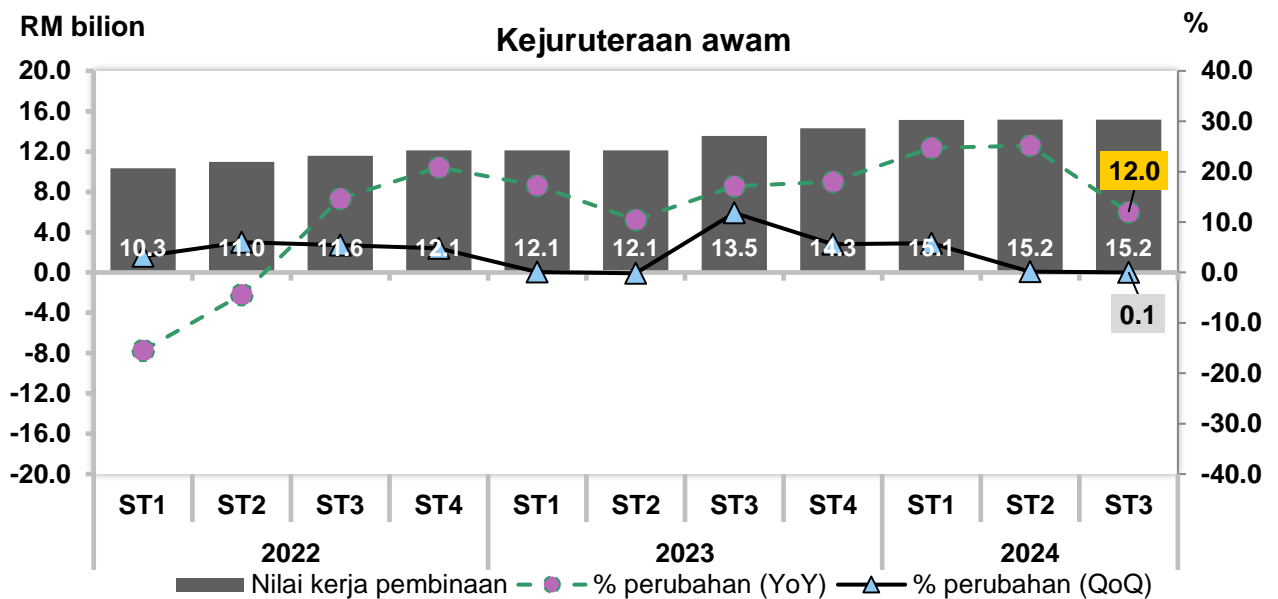
Carta 2: Nilai Kerja Pembinaan dan Perubahan Peratus mengikut subsektor Bangunan kediaman, ST1 2022 - ST3 2024



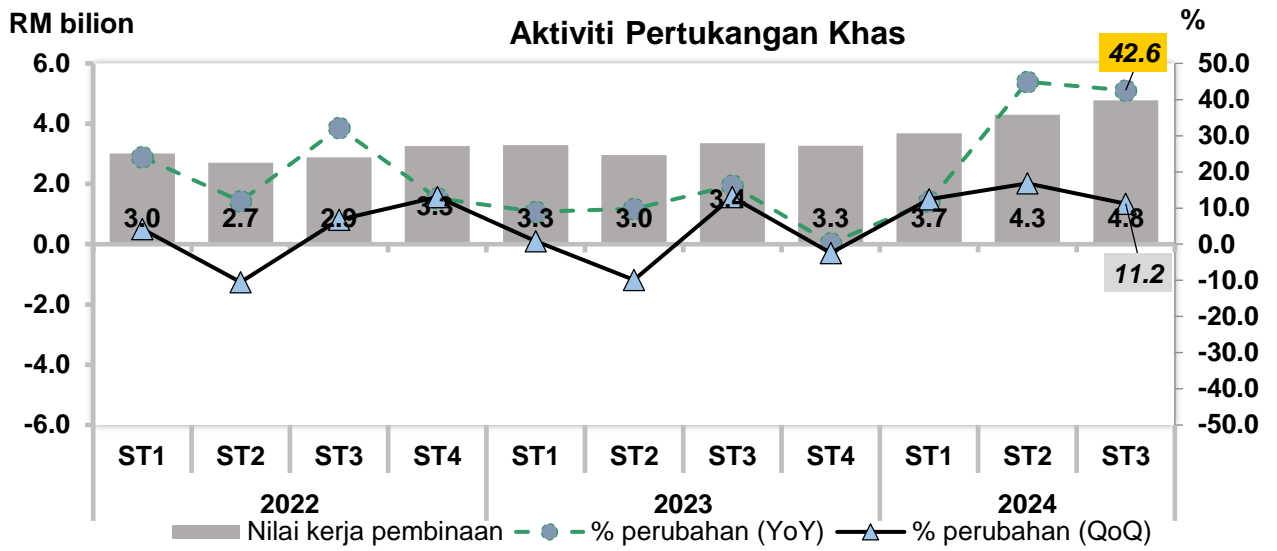
**Carta 3: Nilai Kerja Pembinaan dan Perubahan Peratus mengikut subsektor
Bangunan bukan kediaman, ST1 2022 - ST3 2024**



**Carta 4: Nilai Kerja Pembinaan dan Perubahan Peratus mengikut subsektor
Kejuruteraan awam, ST1 2022 - ST3 2024**



**Carta 5: Nilai Kerja Pembinaan dan Perubahan Peratus mengikut subsektor
Aktiviti pertukangan khas, ST1 2022 - ST3 2024**



Dikeluarkan oleh:

**PEJABAT KETUA PERANGKAWAN MALAYSIA
JABATAN PERANGKAAN MALAYSIA
11 NOVEMBER 2024**

Embargo: Only to be published or disseminated at 1200 hour, Monday, November 11th 2024



MEDIA STATEMENT

MINISTRY OF ECONOMY
DEPARTMENT OF STATISTICS MALAYSIA

Block C6 & C7, Complex C,
Federal Government Administrative Centre, Precinct 1,
62514 Federal Territory of Putrajaya
Telephone : 03 - 8090 4681

QUARTERLY CONSTRUCTION STATISTICS, MALAYSIA THIRD QUARTER 2024

The Construction sector continues to sustain its momentum with positive growth of 22.9 per cent, reaching RM41.1 billion in the third quarter of 2024

PUTRAJAYA, NOVEMBER 11, 2024 – *The Construction sector sustain its momentum with positive growth of 22.9 per cent, reaching RM41.1 billion in the third quarter of 2024. The Department of Statistics, Malaysia (DOSM) reported today on the release of Quarterly Construction Statistics, Malaysia, Third Quarter 2024.*

Commenting on the latest Construction sector performance report, Dato' Sri Dr. Mohd Uzir Mahidin, the Chief Statistician stated, "The value of work done in the Construction sector reached RM41.1 billion in the third quarter of 2024, marking a substantial growth of 22.9 per cent, an improvement from the 20.2 per cent recorded in the previous quarter. This growth momentum was primarily driven by a 42.6 per cent expansion in the Special trade activities sub-sector, which continues to demonstrate accelerated growth. Additionally, the Residential buildings and Non-residential buildings sub-sectors both gained the momentum by expanding 27.8 per cent and 27.7 per cent respectively. Meanwhile, the Civil engineering sub-sector also expanded at a more moderate pace, still contributed positively with a 12.0 per cent growth rate".

The Chief Statistician further elaborated, "Of the RM41.1 billion in work done value recorded in the third quarter of 2024, RM15.2 billion or 36.9 per cent was attributed to the Civil engineering sub-sector, primarily in the Construction of roads and railways (RM6.8 billion) and utility projects (RM6.2 billion). Meanwhile, the value of work done for

Non-residential buildings and Residential buildings was RM11.8 billion (28.6%) and RM9.4 billion (22.8%), respectively. The Special trade activities made up to RM4.8 billion (11.6%), largely in Sites preparation (RM1.3 billion); Electrical installation (RM1.2 billion); and Plumbing, heat and air-conditioning installation (RM1.0 billion) activities.”

The private sector remained as the main impetus to the growth in this quarter, contributing RM26.1 billion or 63.5 per cent of the total value. The private sector soared with a 33.3 per cent growth (Q2 2024: 15.8%), propelled by strong performance in the Civil engineering (54.9%) and the Special trade activities (42.7%) sub-sectors. In contrast, the public sector, with a 36.5 per cent share valued at RM15.0 billion, recorded more moderate growth of 8.1 per cent (Q2 2024: 27.8%). The growth was fueled by Special trade activities (42.2%) and Non-residential buildings (36.6%) sub-sectors, contributing RM1.4 billion and RM2.5 billion, respectively.

Elaborating the performance of the Construction sector by state in the third quarter of 2024, Dato' Sri Dr. Mohd Uzir Mahidin stated, “Nearly 61.4 per cent of the work done value was concentrated in Selangor, Johor, Wilayah Persekutuan (Kuala Lumpur, Putrajaya and Labuan) and Sarawak. The Construction work done value in Selangor amounted to RM9.3 billion or 22.7 per cent, driven by Civil engineering (RM2.8 billion), and both Residential buildings and Non-residential buildings at RM2.7 billion. Meanwhile, Johor ranked second with a value of RM6.9 billion or 16.9 per cent, primarily in Non-residential buildings (RM2.6 billion) and Civil engineering (RM2.2 billion) sub-sectors. In addition, the work done value in Wilayah Persekutuan was RM4.6 billion (11.3%) while Sarawak recorded RM4.3 billion (10.5%).”

Summarizing the performance of construction work done for the first three quarters of 2024, the sector registered a total value of RM116.8 billion, reflecting a 19.1 per cent increase compared to the same period in 2023 (Q1 to Q3 2023: 9.0%). This positive growth was largely driven by a strong contribution from Civil engineering activities, which expanded by 20.3 per cent.

The Department of Statistics Malaysia (DOSM) has launched OpenDOSM NextGen as a medium that provides data catalogue and visualisations to facilitate users' analysis and can be accessed through <https://open.dosm.gov.my>.

The Government of Malaysia has declared National Statistics Day (MyStats Day) on October 20th. MyStats Day theme is “Statistics is the Essence of Life”. DOSM commemorates its 75th Diamond Jubilee in 2024.

Chart 1: Value of Work Done and Percentage Change, Q1 2022 - Q3 2024

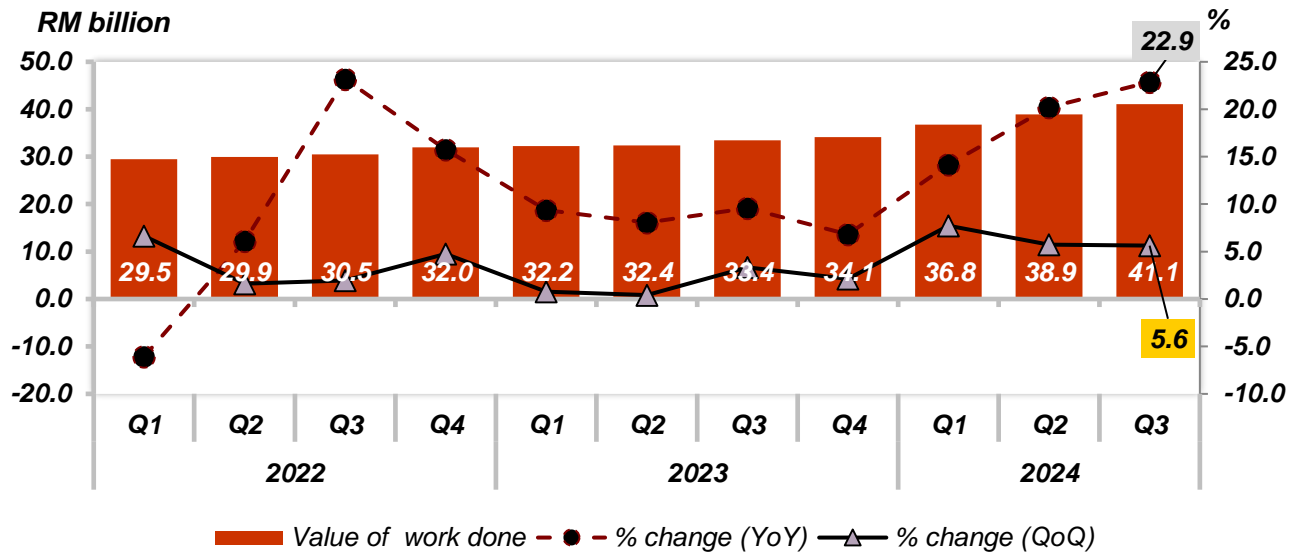


Chart 2: Value of Work Done and Percentage Change by Residential buildings sub-sector, Q1 2022 - Q3 2024

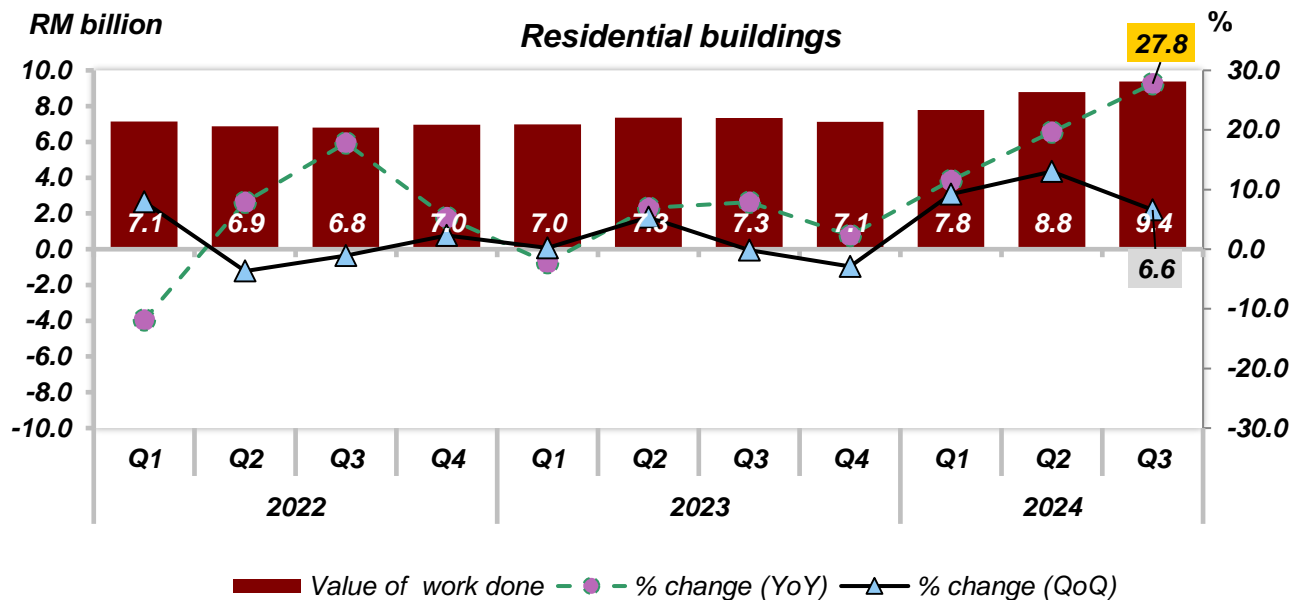


Chart 3: Value of Work Done and Percentage Change by Non-residential buildings sub-sector, Q1 2022 - Q3 2024

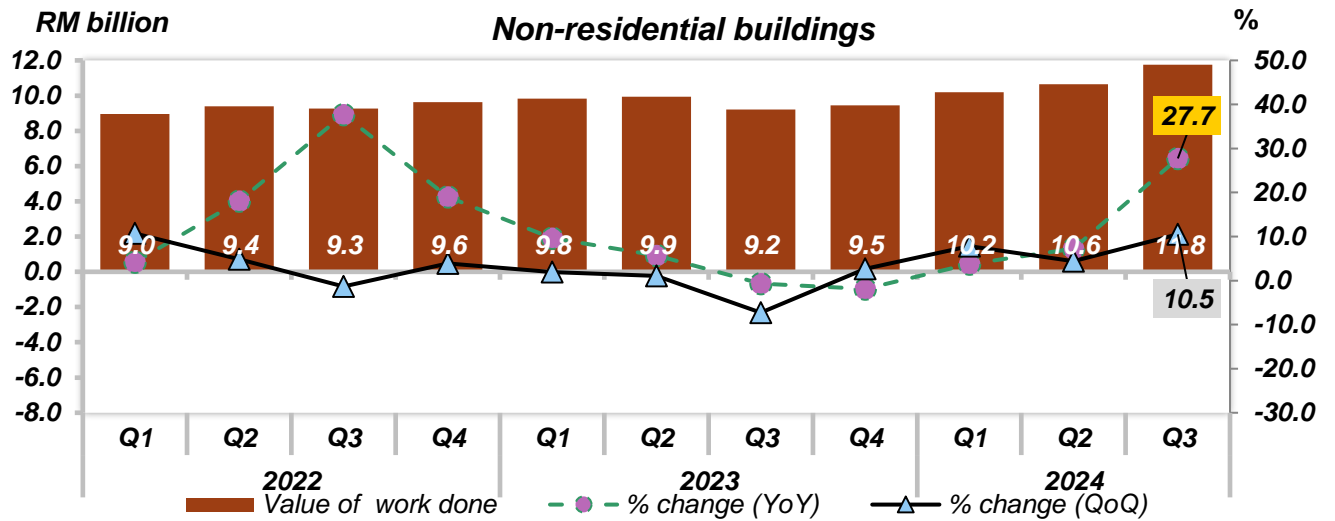


Chart 4: Value of Work Done and Percentage Change by Civil engineering sub-sector, Q1 2022 - Q3 2024

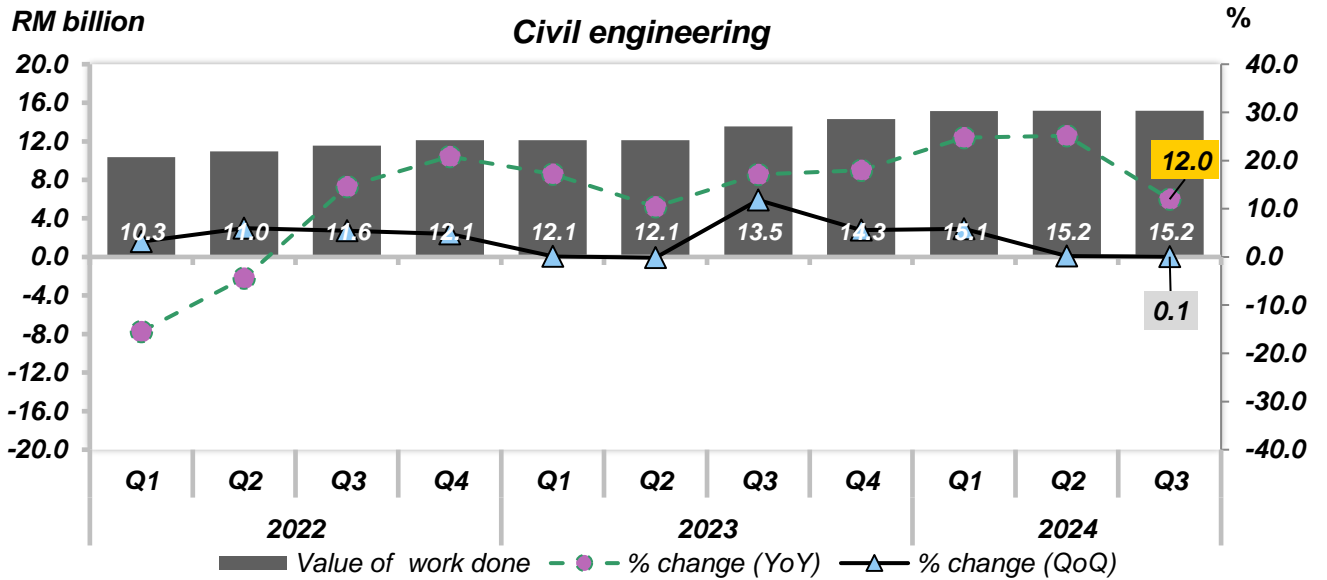
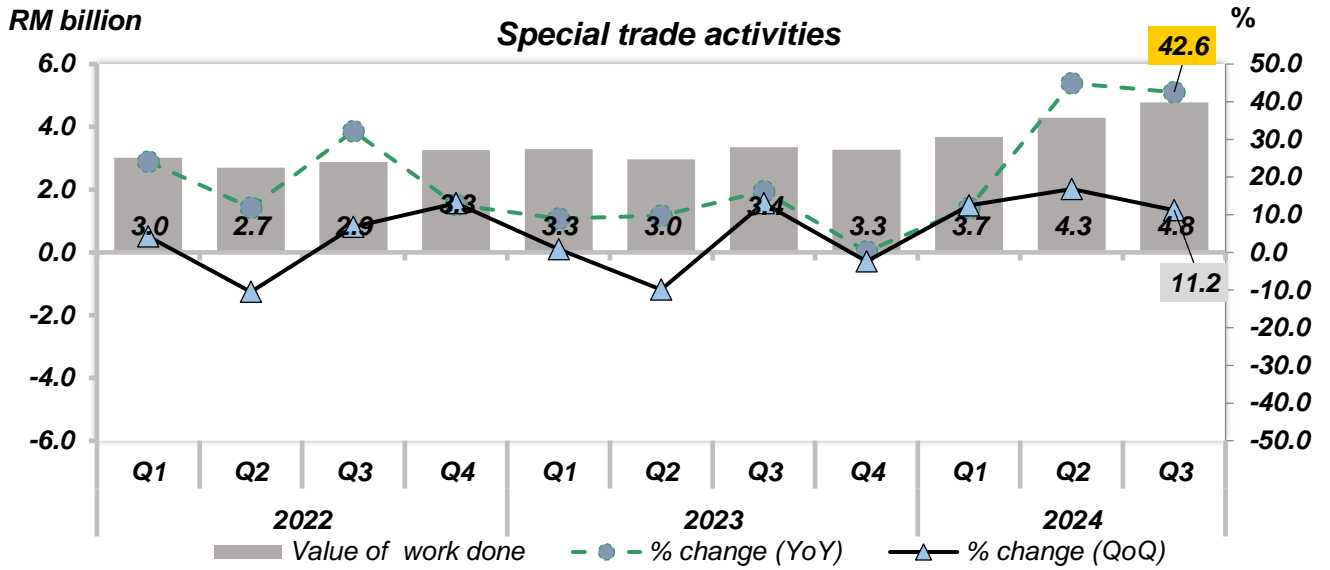


Chart 5: Value of Work Done and Percentage Change by Special trade activities sub-sector, Q1 2022 - Q3 2024



Released by:

**THE OFFICE OF CHIEF STATISTICIAN MALAYSIA
DEPARTMENT OF STATISTICS MALAYSIA
11 NOVEMBER 2024**