

Embargo: Hanya boleh diterbitkan atau disebarikan mulai jam 1200, Selasa, 12 November 2024



KENYATAAN MEDIA

KEMENTERIAN EKONOMI
JABATAN PERANGKAAAN MALAYSIA

Blok C6 & C7, Kompleks C,
Pusat Pentadbiran Kerajaan Persekutuan, Presint 1,
62514, Wilayah Persekutuan Putrajaya
No. Telefon : 03 - 8090 4681

PERANGKAAAN GETAH BULANAN, MALAYSIA

SEPTEMBER 2024

Pengeluaran getah asli Malaysia menurun 13.9 peratus pada September 2024

PUTRAJAYA, 12 November 2024 – Pada hari ini, Jabatan Perangkaan Malaysia (DOSM) menerbitkan **Perangkaan Getah Bulanan, Malaysia, September 2024**. Penerbitan ini memaparkan statistik pengeluaran, import, eksport, penggunaan domestik, stok, harga, bilangan pekerja, gaji & upah dan produktiviti bagi estet getah.

Ketua Perangkawan Malaysia, Dato' Sri Dr. Mohd Uzir Mahidin berkata, pengeluaran getah asli menurun 13.9 peratus pada September 2024 (30,929 tan metrik) berbanding pada Ogos 2024 (35,908 tan metrik). Perbandingan tahun ke tahun menunjukkan pengeluaran getah asli menurun 5.6 peratus (September 2023: 32,757 tan metrik). Pengeluaran getah asli Malaysia pada September 2024 disumbangkan terutamanya oleh sektor pekebun kecil (85.9%) berbanding sektor estet (14.1%).

Jumlah stok getah asli pada September 2024 menurun 1.6 peratus kepada 130,608 tan metrik berbanding 132,755 tan metrik pada Ogos 2024. Kilang pemproses getah menyumbang stok akhir sebanyak 88.6 peratus diikuti kilang pengguna getah (11.2%) dan estet getah (0.2%).

Eksport getah asli Malaysia berjumlah 39,915 tan metrik pada September 2024, menurun 30.6 peratus berbanding Ogos 2024 (57,482 tan metrik). China terus kekal sebagai destinasi utama untuk eksport getah asli iaitu berjumlah 32.1 peratus daripada jumlah keseluruhan eksport pada September 2024 diikuti Emiriah Arab Bersatu (15.6%), Jerman (11.7%), Amerika Syarikat (6.6%) dan Portugal (5.3%). Prestasi eksport disumbangkan oleh produk berasaskan getah asli seperti sarung tangan getah, tayar, tiub dan benang getah. Produk sarung tangan getah merupakan eksport utama dengan nilai sebanyak RM1.2 billion pada September 2024, menurun 23.0 peratus berbanding Ogos 2024 (RM1.6 billion).

Analisis perbandingan harga purata bulanan menunjukkan Lateks Pekat merekodkan peningkatan iaitu 7.2 peratus (September 2024: 679.65 sen sekilogram; Ogos 2024: 634.07 sen sekilogram) manakala Sekerap meningkat sebanyak 3.4 peratus (September 2024: 687.01 sen sekilogram; Ogos 2024: 664.26 sen sekilogram). Trend harga bagi semua jenis Getah Mutu Malaysia (G.M.M) pula meningkat antara 4.9 peratus dan 7.1 peratus. *The World Bank Commodity Price Data* melaporkan harga bagi getah jenis TSR 20 (*Technically Specified Rubber*) meningkat 9.8 peratus (daripada USD1.74/kg kepada USD1.91/kg) dan SGP/MYS (Singapura/Malaysia) meningkat 11.1 peratus (daripada USD2.39/kg kepada USD2.65/kg).

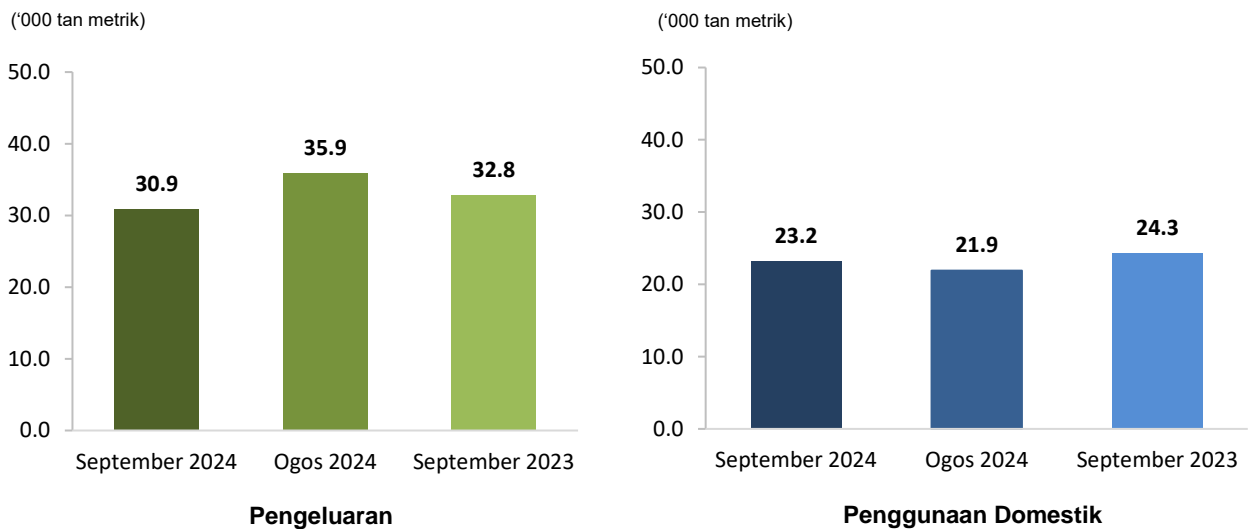
Prestasi suku ketiga 2024 menunjukkan pengeluaran getah asli meningkat 36.4 peratus kepada 104,797 tan metrik berbanding 76,814 tan metrik pada suku kedua 2024. Prestasi pertumbuhan tahunan pengeluaran getah asli Malaysia pada suku ketiga 2024 pula mencatatkan peningkatan 13.2 peratus berbanding suku ketiga 2023 (92,599 tan metrik).

Menurut *Malaysia Rubber Board Digest* keluaran September 2024, pasaran getah Kuala Lumpur menunjukkan aliran meningkat dengan harga SMR 20 turun naik dalam julat yang kecil. Sentimen positif didorong oleh kebimbangan terhadap bekalan getah asli yang terhad kerana ramalan cuaca yang tidak menentu di negara pengeluar utama. Keyakinan global juga meningkat selepas pemotongan kadar faedah Amerika Syarikat yang ketara dan langkah rangsangan China.

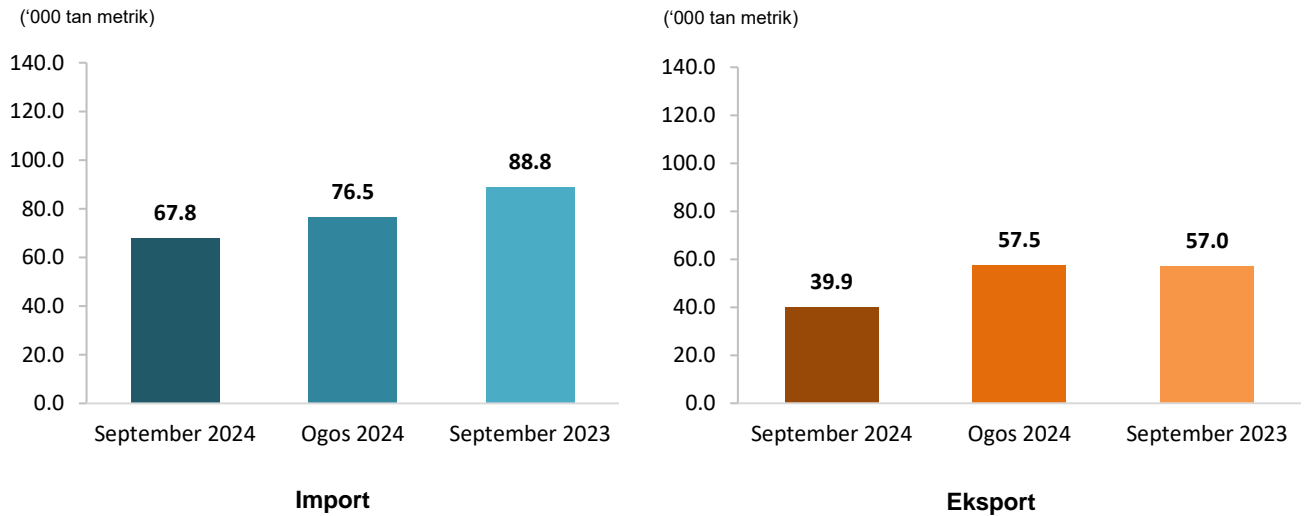
Jabatan Perangkaan Malaysia (DOSM) telah melancarkan OpenDOSM NextGen sebagai medium yang menyediakan katalog data dan visualisasi bagi memudahkan pengguna menganalisis dan boleh diakses melalui portal <https://open.dosm.gov.my>.

Kerajaan Malaysia telah mengisytiharkan Hari Statistik Negara (MyStats Day) pada 20 Oktober setiap tahun. Tema sambutan MyStats Day adalah “Statistik Nadi Kehidupan”. DOSM menyambut ulang tahun ke-75 Jubli Intan pada tahun 2024.

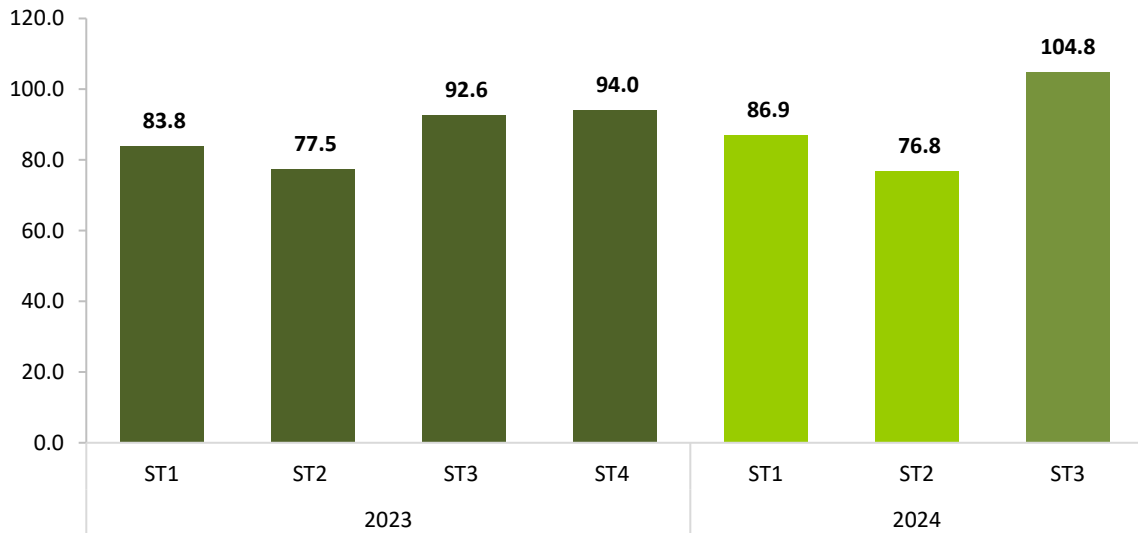
Carta 1: Pengeluaran dan penggunaan domestik bagi getah asli September 2023, Ogos - September 2024 ('000 tan metrik)



Carta 2: Import dan eksport bagi getah asli September 2023, Ogos - September 2024
('000 tan metrik)



Carta 3: Pengeluaran getah asli Suku Tahunan 2023/2024
('000 tan metrik)



Dikeluarkan oleh:

PEJABAT KETUA PERANGKAWAN MALAYSIA
JABATAN PERANGKAAN MALAYSIA
12 NOVEMBER 2024

Embargo: Only to be published or disseminated at 1200 hour, Tuesday, November 12th 2024



MEDIA STATEMENT

**MINISTRY OF ECONOMY
DEPARTMENT OF STATISTICS MALAYSIA**

Block C6 & C7, Complex C,
Federal Government Administrative Centre, Precinct 1,
62514 Federal Territory of Putrajaya
Telephone : 03 - 8090 4681

MONTHLY RUBBER STATISTICS, MALAYSIA SEPTEMBER 2024

Malaysia natural rubber production decreased by 13.9 per cent in September 2024

PUTRAJAYA, NOVEMBER 12, 2024 – *The Department of Statistics, Malaysia (DOSM) today released the **Monthly Rubber Statistics, Malaysia, September 2024**. This publication consists of statistics on production, imports, exports, domestic consumption, stocks, prices, number of employees, salaries & wages and productivity of rubber estates.*

Chief Statistician Malaysia, Dato' Sri Dr. Mohd Uzir Mahidin said, Natural Rubber (NR) production decreased by 13.9 per cent in September 2024 (30,929 tonnes) as compared to August 2024 (35,908 tonnes). Year-on-year comparison showed that the production of NR decreased by 5.6 per cent (September 2023: 32,757 tonnes). Production of NR in September 2024 for Malaysia was mainly contributed by smallholders sector (85.9%) as compared to estates sector (14.1%).

Total stocks of NR in September 2024 decreased by 1.6 per cent to 130,608 tonnes as compared to 132,755 tonnes in August 2024. Rubber processors factory contributed 88.6 per cent of the stocks followed by rubber consumers factory (11.2%) and rubber estates (0.2%).

Exports of Malaysia's NR amounted to 39,915 tonnes in September 2024, decreased 30.6 per cent as against August 2024 (57,482 tonnes). P.R. China remained as the main destination for NR exports which accounted 32.1 per cent of total exports in September 2024 followed by the United Arab Emirates (15.6%), Germany (11.7%), the United States of America (6.6%) and Portugal (5.3%). The exports performance was contributed by NR-based product such as gloves, tyre, tube and rubber thread. Gloves were the main exports of rubber-based products with a value of RM1.2 billion in September 2024, a decrease of 23.0 per cent as compared to August 2024 (RM1.6 billion).

Analysis of the average monthly price showed that Concentrated Latex recorded an increase of 7.2 per cent (September 2024: 679.65 sen per kg; August 2024: 634.07 sen per kg) while Scrap increased by 3.4 per cent (September 2024: 687.01 sen per kg; August 2024: 664.26 sen per kg). Trend of prices for all Standard Malaysian Rubber (S.M.R) increased between 4.9 per cent and 7.1 per cent. The World Bank Commodity Price Data reported the prices for TSR 20 (Technically Specified Rubber) has increased 9.8 per cent (from USD1.74/kg to USD1.91/kg) and SGP/MYS (Singapore/Malaysia) increased 11.1 per cent (from USD2.39/kg to USD2.65/kg).

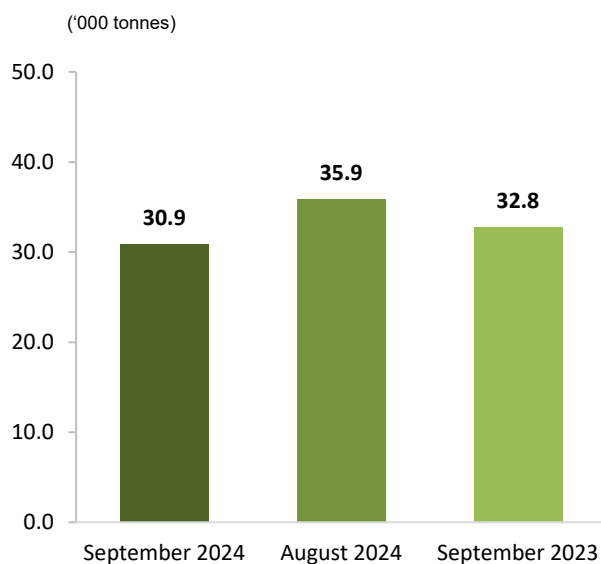
The performance of the third quarter of 2024 showed natural rubber production increased by 36.4 per cent to 104,797 tonnes as compared to 76,814 tonnes in the second quarter of 2024. The annual performance of Malaysia's natural rubber production in the third quarter of 2024 recorded an increase of 13.2 per cent as compared to the third quarter 2023 (92,599 tonnes).

According to the Malaysia Rubber Board Digest published in September 2024, the Kuala Lumpur rubber market showed an upward trend during the review period, with SMR 20 prices fluctuating within a narrow range. This positive sentiment was driven by concerns over tight natural rubber supply due to unfavourable weather forecasts in major producing countries. Global optimism also rose after significant U.S. interest rate cuts and China's stimulus measures.

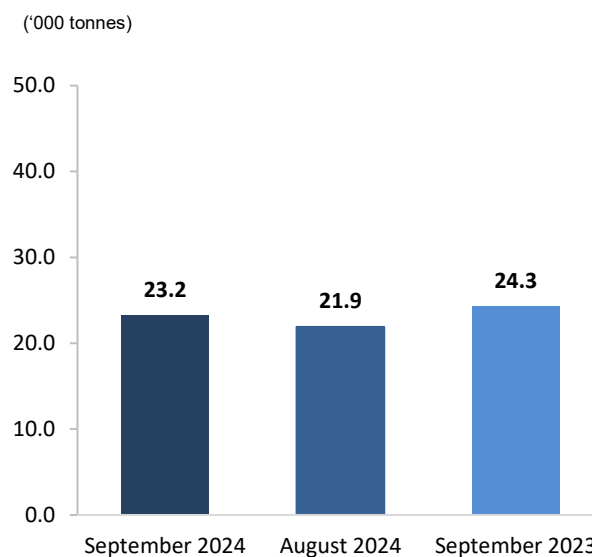
The Department of Statistics Malaysia (DOSM) has launched OpenDOSM NextGen as a medium that provides data catalogue and visualisations to facilitate users' analysis and can be accessed through <https://open.dosm.gov.my>.

The Government of Malaysia has declared National Statistics Day (MyStats Day) on 20th October each year. MyStats Day theme is “Statistics is the Essence of Life”. DOSM commemorates its 75th Diamond Jubilee in 2024.

Chart 1: Production and domestic consumption of natural rubber September 2023, August - September 2024
(‘000 tonnes)



Production



Domestic Consumption

Chart 2: Imports and exports of natural rubber September 2023, August - September 2024
('000 tonnes)

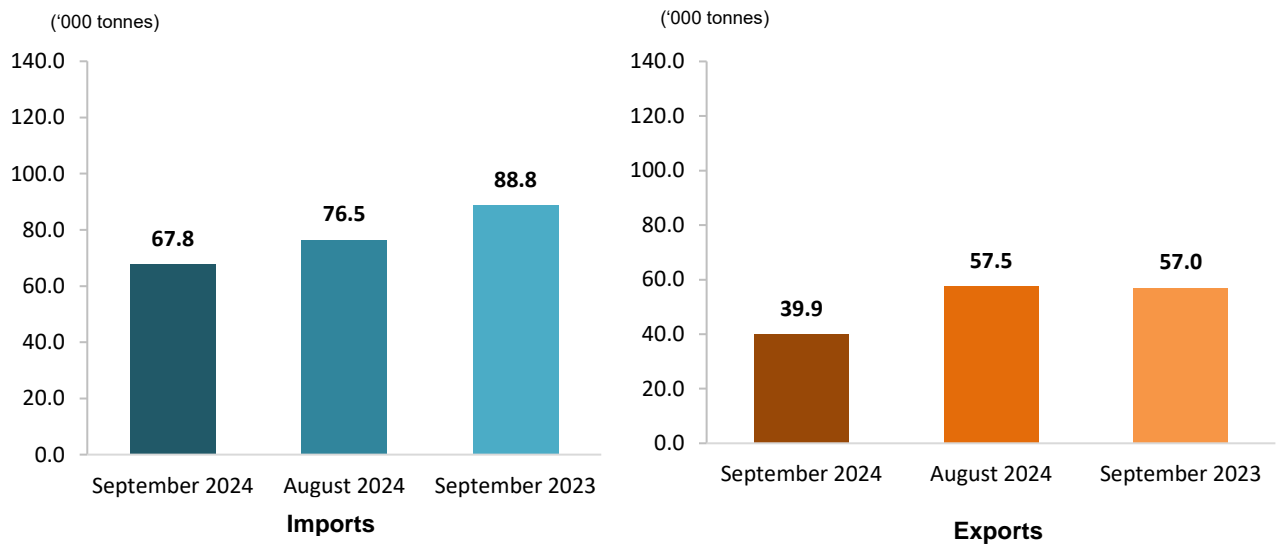
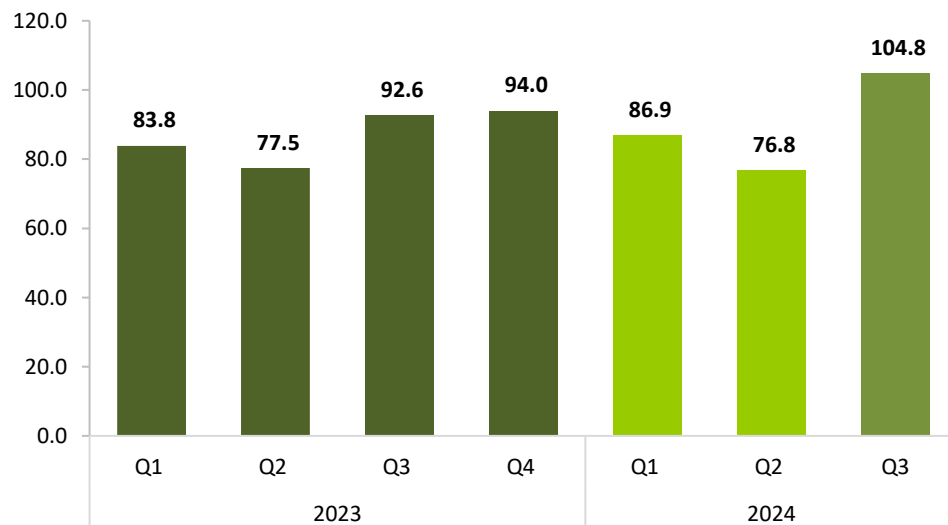


Chart 3: Natural rubber production Quarterly 2023/2024
('000 tonnes)



Released by:

**THE OFFICE OF CHIEF STATISTICIAN MALAYSIA
DEPARTMENT OF STATISTICS MALAYSIA
12 NOVEMBER 2024**