



KEMENTERIAN EKONOMI
JABATAN PERANGKAAN MALAYSIA

PERANGKAAN PERKHIDMATAN / *SERVICES STATISTICS*

PRESTASI PERDAGANGAN BORONG & RUNCIT

PERFORMANCE OF WHOLESALE & RETAIL TRADE

2024

JULAI
JULY

JABATAN PERANGKAAN MALAYSIA
DEPARTMENT OF STATISTICS MALAYSIA



KEMENTERIAN EKONOMI
JABATAN PERANGKAAN MALAYSIA

PERANGKAAN PERKHIDMATAN SERVICES SECTOR

PRESTASI PERDAGANGAN BORONG & RUNCIT PERFORMANCE OF WHOLESALE & RETAIL TRADE

JULAI
JULY 2024

Pemakluman

Jabatan Perangkaan Malaysia (DOSM) telah melancarkan OpenDOSM NextGen sebagai medium yang menyediakan katalog data dan visualisasi bagi memudahkan pengguna menganalisis pelbagai data dan boleh diakses melalui portal <https://open.dosm.gov.my>.

DOSM sedang menjalankan Banci Pertanian 2024. Sila layari <https://www.myagricensus.gov.my/> untuk maklumat lanjut. Tema adalah "Banci Pertanian, Kunci Kemajuan Pertanian."

Kerajaan Malaysia telah mengisytiharkan Hari Statistik Negara (MyStats Day) pada 20 Oktober setiap tahun. Tema sambutan MyStats Day adalah "Statistik Nadi Kehidupan". DOSM menyambut ulang tahun ke 75 Jubli Intan pada tahun 2024.

Announcement

The Department of Statistics Malaysia (DOSM) has launched OpenDOSM NextGen as a medium that provides catalogue data and visualisations to facilitate users' analysis and can be accessed through <https://open.dosm.gov.my>.

DOSM is conducting the Agricultural Census 2024. Please visit <https://www.myagricensus.gov.my/> for more information. The theme is "Agriculture Census, Key to Agricultural Development."

The Government of Malaysia has declared National Statistics Day (MyStats Day) on October 20th each year. MyStats Day theme is "Statistics is the Essence of Life". DOSM commemorates its 75th Diamond Jubilee in 2024.

JABATAN PERANGKAAN MALAYSIA
DEPARTMENT OF STATISTICS MALAYSIA

Muka surat ini sengaja dibiarkan kosong.
This page is deliberately left blank.

Diterbitkan dan dicetak oleh / *Published and printed by:*

Jabatan Perangkaan Malaysia

Department of Statistics Malaysia

Blok C6 & C7, Kompleks C,
Pusat Pentadbiran Kerajaan Persekutuan
62514 Putrajaya,

MALAYSIA

Tel. : 03-8885 7000
Faks : 03-8888 9248
Portal : <https://www.dosm.gov.my>
Facebook / X / Instagram / Youtube : StatsMalaysia
E-mel / *E-mail* : info@dosm.gov.my (pertanyaan umum / *general enquiries*)
data@dosm.gov.my (pertanyaan & permintaan data / *data request & enquiries*)

Harga / *Price* : RM15.00

Diterbitkan pada September 2024 / *Published on September 2024*

Hakcipta terpelihara / *All rights reserved.*

Tiada bahagian daripada terbitan ini boleh diterbitkan semula, disimpan untuk pengeluaran atau ditukar dalam apa-apa bentuk atau alat apa jua pun kecuali setelah mendapat kebenaran daripada Jabatan Perangkaan Malaysia. Pengguna yang mengeluarkan sebarang maklumat dari terbitan ini sama ada yang asal atau diolah semula hendaklah meletakkan kenyataan berikut:

“Sumber: Jabatan Perangkaan Malaysia.”

No part of this publication may be reproduced or distributed in any form or by any means or stored in database without the prior written permission from Department of Statistics Malaysia. Users reproducing content of this publication with or without adaptation should quote the following:

“*Source: Department of Statistics Malaysia.*”

ISSN 2682 - 8472

KATA PENGANTAR

Penerbitan ini memaparkan **Prestasi Perdagangan Borong & Runcit bagi bulan rujukan Julai 2024** meliputi subsektor Kenderaan Bermotor, Perdagangan Borong dan Perdagangan Runcit. Ianya diterbitkan secara bulanan dan menggunakan klasifikasi industri yang terperinci berdasarkan Piawaian Klasifikasi Industri Malaysia (MSIC) 2008, Ver.1.0 yang selari dengan *International Standard Industrial Classification of All Economic Activities Revision 4*, yang diterbitkan oleh *United Nations Statistics Division*. Bagi indeks volum, ia telah disusun buat kali pertama dengan menggunakan tahun 2008 sebagai tahun asas (2008=100). Bermula suku tahun pertama 2014, ianya telah diasaskan semula kepada tahun 2010 dan seterusnya, pada suku tahun kedua 2019, ia telah menggunakan tahun asas 2015.

Penerbitan ini mengandungi ringkasan penemuan, jadual terperinci, nota teknikal dan glosari yang menerangkan istilah dan takrifnya bagi meningkatkan kefahaman berkenaan data.

Jabatan merakamkan setinggi-tinggi penghargaan atas kerjasama yang diberikan oleh semua pihak dalam membekalkan data yang diperlukan dan menyumbang kepada kejayaan penerbitan ini. Sebarang maklum balas dan cadangan untuk penambahbaikan penerbitan ini pada masa akan datang amat dihargai.

DATO' SRI DR. MOHD UZIR MAHIDIN

Ketua Perangkawan Malaysia

September 2024

PREFACE

*This publication highlights the **Performance of Wholesale & Retail Trade for reference July 2024** encompassing the Motor Vehicles, Wholesale Trade and Retail Trade sub-sectors. It is published on a monthly basis and uses the detailed classification of industries in the Malaysia Standard Industrial Classification (MSIC) 2008, Ver. 1.0 which is in line with the International Standard Industrial Classification of All Economic Activities Revision 4, published by the United Nations Statistics Division. For volume index, it was compiled for the first time using 2008 as the base year (2008=100). Starting in first quarter 2014, it has been rebased to 2010 and subsequently, in second quarter 2019, 2015 as the base year has been implemented.*

This publication consists summary of the main findings, detailed tables, technical notes and glossary which describes the terms used and their definition to enhance the understanding of data.

The Department gratefully acknowledges the cooperation of all parties who have provided the required data and contributed to the success of this publication. Any feedback and suggestion towards improving this publication in future is highly appreciated.

DATO' SRI DR. MOHD UZIR MAHIDIN

Chief Statistician Malaysia

September 2024

KALENDAR AWALAN KELUARAN 2024
PERDAGANGAN BORONG & RUNCIT
ADVANCE RELEASE CALENDAR YEAR 2024
WHOLESALE & RETAIL TRADE

Bulan rujukan <i>Reference month</i>	Tarikh <i>Date</i>
November 2023 <i>November 2023</i>	11 Januari 2024 <i>11 January 2024</i>
Disember 2023 <i>December 2023</i>	8 Februari 2024 <i>8 February 2024</i>
Januari 2024 <i>January 2024</i>	13 Mac 2024 <i>13 March 2024</i>
Februari 2024 <i>February 2024</i>	8 April 2024 <i>8 April 2024</i>
Mac 2024 <i>March 2024</i>	9 Mei 2024 <i>9 May 2024</i>
April 2024 <i>April 2024</i>	11 Jun 2024 <i>11 June 2024</i>
Mei 2024 <i>May 2024</i>	11 Julai 2024 <i>11 July 2024</i>
Jun 2024 <i>June 2024</i>	8 Ogos 2024 <i>8 August 2024</i>
Julai 2024 <i>July 2024</i>	9 September 2024 <i>9 September 2024</i>
Ogos 2024 <i>August 2024</i>	11 Oktober 2024 <i>11 October 2024</i>
September 2024 <i>September 2024</i>	7 November 2024 <i>7 November 2024</i>
Oktober 2024 <i>October 2024</i>	11 Disember 2024 <i>11 December 2024</i>

Nota.
Notes.

Merujuk kepada tarikh data disebarkan kepada media atau dalam penerbitan khusus.
Refers to the date of release of the data to the media or in the specific publication.

Tarikh siaran tertakluk kepada pindaan.
Release dates are subject to change.

SINGKATAN ABBREVIATIONS

b	Bilion
j	Juta
p	Permulaan
MoM	Bulan ke Bulan
r	Pindaan
RM	Ringgit Malaysia
t.t.t.l	Tidak terkelas di tempat lain
YoY	Tahun ke Tahun
n.a	Tiada
SA	Pelarasan Musim

<i>b</i>	<i>Billion</i>
<i>m</i>	<i>Million</i>
<i>p</i>	<i>Preliminary</i>
<i>MoM</i>	<i>Month-on-Month</i>
<i>r</i>	<i>Revision</i>
<i>n.e.c</i>	<i>Not elsewhere classified</i>
<i>YoY</i>	<i>Year-on-Year</i>
<i>n.a</i>	<i>Not available</i>
<i>SA</i>	<i>Seasonal Adjusted</i>

Simbol *Symbols*

&	dan/ <i>and</i>
/	atau/ <i>or</i>
%	Peratus/ <i>percentage</i>

Nota. *Note.*

Penjumlahan komponen mungkin berbeza dengan angka jumlah kecil atau jumlah besar disebabkan pembundaran.

The sum of the component figures may not totally with the sub-total or total figures due to rounding.

KANDUNGAN

CONTENTS

	Muka surat <i>Page</i>
Kata pengantar <i>Preface</i>	i
Kalendar Awalan Keluaran <i>Advance Release Calendar</i>	iii
Singkatan <i>Abbreviations</i>	iv
Sepintas Lalu <i>Snapshots</i>	1
Ringkasan Penemuan <i>Summary of Findings</i>	5
Jadual <i>Tables</i>	
1. Nilai Jualan Perdagangan Borong & Runcit Mengikut Subsektor <i>Sales Value of Wholesales & Retail Trade by Sub-sector</i>	23
2. Indeks Volum Perdagangan Borong & Runcit Tidak Diselaraskan Musim mengikut Subsektor (2015=100) <i>Non-Seasonally Adjusted Volume Index of Wholesale & Retail Trade by Sub-sector (2015=100)</i>	24
3. Indeks Volum Perdagangan Borong & Runcit Pelarasan Musim Mengikut Subsektor (2015=100) <i>Seasonally Adjusted Volume Index of Wholesale & Retail Trade by Sub-sector (2015=100)</i>	25
4. Nilai Jualan Perdagangan Borong mengikut Kumpulan <i>Sales Value of Wholesale Trade by Group</i>	26
5. Indeks Volum Perdagangan Borong Tidak Diselaraskan Musim Mengikut Kumpulan (2015=100) <i>Non-Seasonally Adjusted Volume Index of Wholesale Trade by Group (2015=100)</i>	28
6. Nilai Jualan Perdagangan Runcit mengikut Kumpulan <i>Sales Value of Retail Trade by Group</i>	30
7. Indeks Volum Perdagangan Runcit Tidak Diselaraskan Musim Mengikut Kumpulan (2015=100) <i>Non-Seasonally Adjusted Volume Index of Retail Trade by Group (2015=100)</i>	32
8. Nilai Jualan Kenderaan Bermotor mengikut Kumpulan <i>Sales Value of Motor Vehicles by Group</i>	34
9. Indeks Volum Kenderaan Bermotor Tidak Diselaraskan Musim mengikut Kumpulan (2015=100) <i>Non-Seasonally Adjusted Volume Index of Motor Vehicles by Group (2015=100)</i>	35
10. Indikator Ekonomi, Malaysia <i>Economic Indicators, Malaysia</i>	36

KANDUNGAN

CONTENTS

	Muka surat <i>Page</i>
11. Indeks Perdagangan Runcit bagi Negara Terpilih <i>Retail Trade Index for Selected Countries</i>	37
Indikator Tambahan <i>Additional Indicators</i>	41
Nota Teknikal <i>Technical Notes</i>	45
Lampiran <i>Appendix</i>	59
Glosari <i>Glossary</i>	75

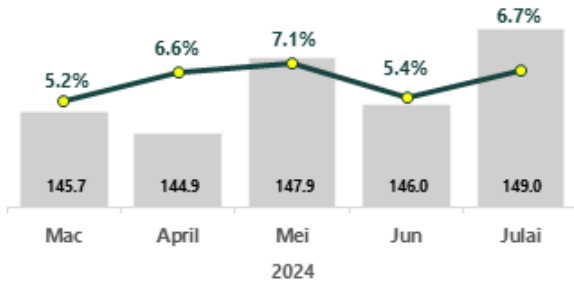
Muka surat ini sengaja dibiarkan kosong.
This page is deliberately left blank.

SEPINTAS LALU
SNAPSHOTS

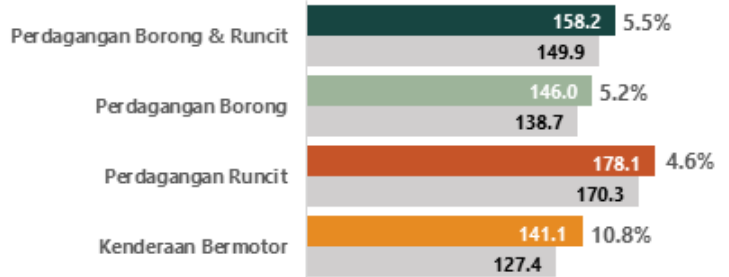
Muka surat ini sengaja dibiarkan kosong.
This page is deliberately left blank.

PRESTASI PERDAGANGAN BORONG & RUNCIT, JULAI 2024

Nilai Jualan Perdagangan Borong & Runcit (RM bilion)

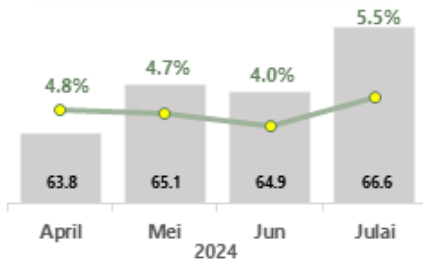


Indeks Volum

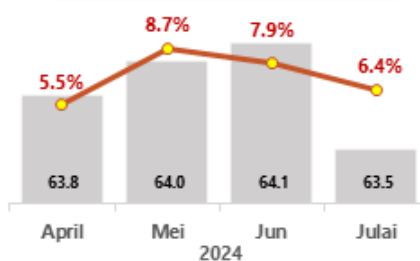


Indeks Volum Pelarasan Bermusim Julai 2024: 2.1%

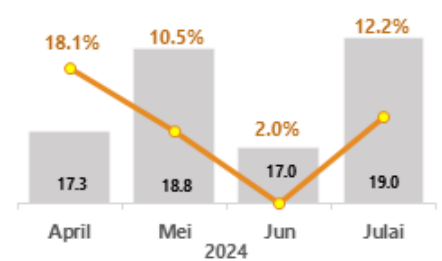
Nilai Jualan Perdagangan Borong (RM bilion)



Nilai Jualan Perdagangan Runcit (RM bilion)



Nilai Jualan Kenderaan Bermotor (RM bilion)



KUMPULAN UTAMA (NILAI JUALAN)

Perdagangan Borong

1.0%



Lain-lain Pengkhususan Jualan Borong

Jualan Borong Barangan Isi Rumah

8.2%



8.1%



Jualan Borong Makanan, Minuman & Tembakau

Perdagangan Runcit

7.7%



Jualan Runcit di Kedai Bukan Pengkhususan

Jualan Runcit di Kedai Khusus yang Menjual Barangan Lain

6.6%



4.6%



Jualan Runcit di Kedai Khusus yang Menjual Peralatan Lain Isi Rumah

Kenderaan Bermotor

14.0%



Jualan Kenderaan Bermotor

Jualan Komponen & Aksesori Kenderaan Bermotor

9.6%



10.5%



Penyelenggaraan & Pembaikan Kenderaan Bermotor

Perubahan peratusan: Tahun ke Tahun

Sumber: Perdagangan Borong & Runcit, Julai 2024
Jabatan Perangkaan Malaysia (DOSM)



@StatsMalaysia

MINISTRY OF ECONOMY
DEPARTMENT OF STATISTICS MALAYSIA



AGRICULTURE CENSUS 2024
KEY TO AGRICULTURAL DEVELOPMENT

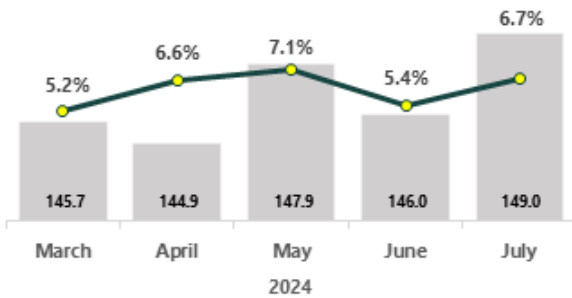


MALAYSIA MADANI

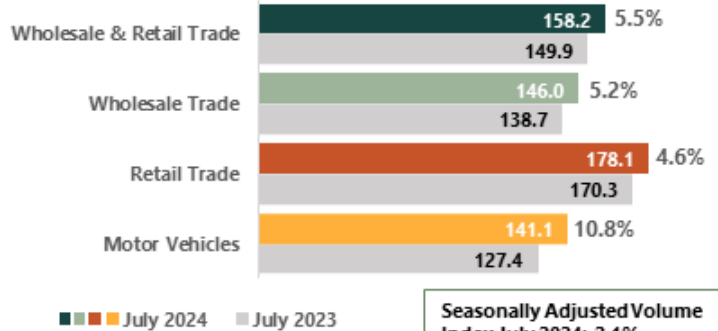


PERFORMANCE OF WHOLESALE & RETAIL TRADE, JULY 2024

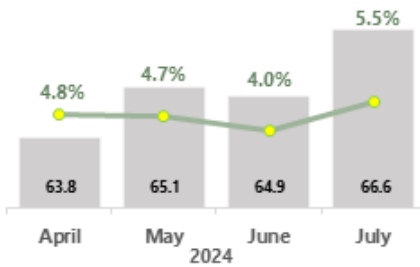
Sales Value of Wholesale & Retail Trade (RM billion)



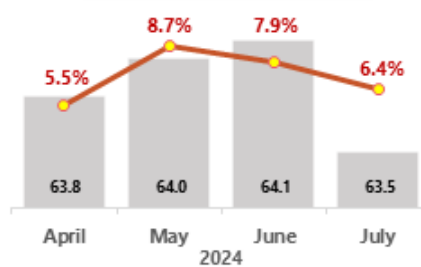
Volume Index



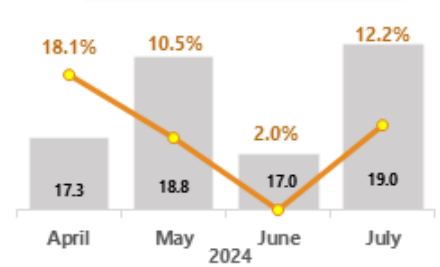
Sales Value of Wholesale Trade (RM billion)



Sales Value of Retail Trade (RM billion)



Sales Value of Motor Vehicles (RM billion)



MAIN GROUPS (SALES VALUE)

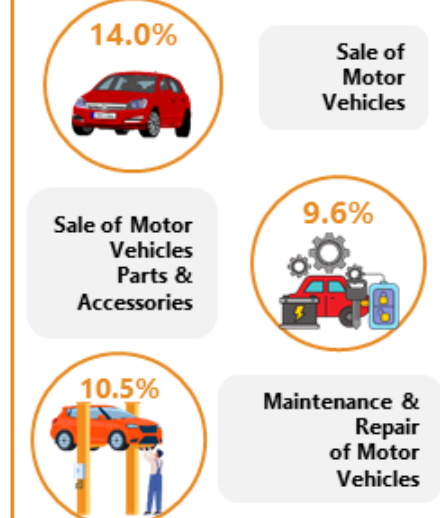
Wholesale Trade



Retail Trade



Motor Vehicles



Percentage change: Year-on-Year





Source: Performance of Wholesale & Retail Trade, July 2024
Department of Statistics Malaysia (DOSM)

RINGKASAN PENEMUAN
SUMMARY OF FINDINGS

Muka surat ini sengaja dibiarkan kosong.
This page is deliberately left blank.

PRESTASI PERDAGANGAN BORONG & RUNCIT, JULAI 2024

Paparan 1: Prestasi Nilai Jualan dan Indeks Volum Perdagangan Borong & Runcit, Julai 2024

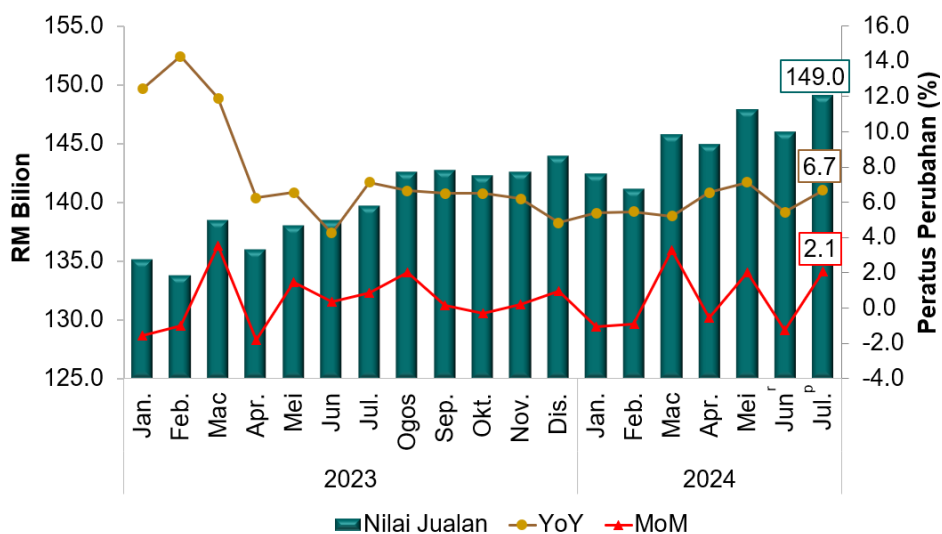
SUBSEKTOR	Nilai Jualan			Indeks Volum (2015=100)				
	RM Bilion	% Perubahan		Asal	% Perubahan		Pelarasan Musim (SA)	% Perubahan
	Jul. 2024	YoY	MoM	Jul. 2024	YoY	MoM	Jul. 2024	MoM (SA)
 PERDAGANGAN BORONG & RUNCIT	149.0	6.7	2.1	158.2	5.5	1.7	164.6	2.1
 PERDAGANGAN BORONG	66.6	5.5	2.6	146.0	5.2	2.6	149.3	3.1
 PERDAGANGAN RUNCIT	63.5	6.4	-1.0	178.1	4.6	-1.0	180.5	-0.7
 KENDERAAN BERMOTOR	19.0	12.2	11.6	141.1	10.8	11.2	171.2	21.0

PRESTASI KESELURUHAN

1 Jualan Perdagangan Borong & Runcit

Nilai jualan Perdagangan Borong & Runcit merekodkan **RM149.0 bilion** pada bulan Julai 2024, tumbuh **6.7 peratus** tahun ke tahun (**Carta 1**). Pertumbuhan positif ini disumbangkan oleh semua subsektor, iaitu Kenderaan Bermotor **12.2 peratus**, Perdagangan Runcit **6.4 peratus** dan Perdagangan Borong **5.5 peratus**. Sementara itu, bagi perbandingan bulan ke bulan, nilai jualan meningkat **2.1 peratus**.

Carta 1: Nilai Jualan dan Kadar Pertumbuhan Tahunan Perdagangan Borong & Runcit

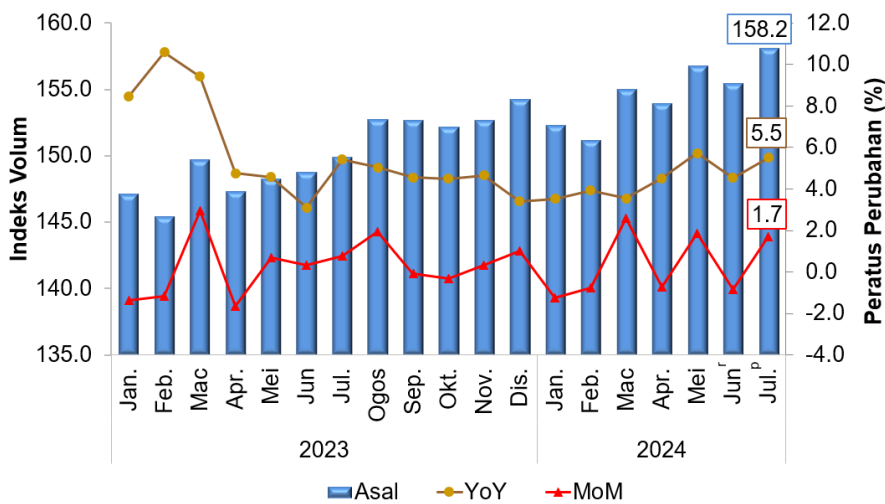


Bagi indeks volum, Perdagangan Borong & Runcit mencatatkan pertumbuhan **5.5 peratus** tahun ke tahun untuk merekodkan **158.2 mata (Carta 2)**. Peningkatan ini disumbangkan oleh Kenderaan Bermotor **10.8 peratus**, Perdagangan Borong **5.2 peratus** dan Perdagangan Runcit **4.6 peratus**.

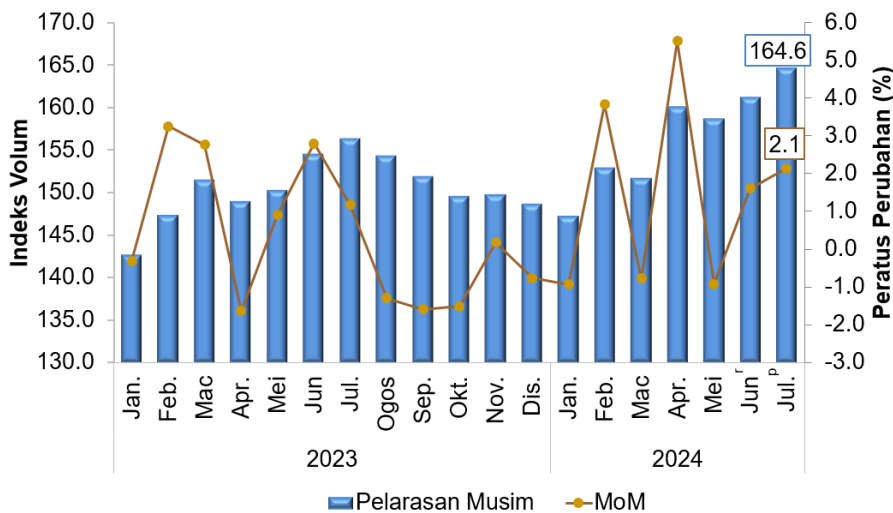
Bagi perbandingan bulanan, indeks volum meningkat **1.7 peratus** disumbangkan oleh Kenderaan Bermotor **11.2 peratus** dan Perdagangan Borong **2.6 peratus**.

Bagi indeks volum pelarasan musim, ia meningkat sebanyak **2.1 peratus** bulan ke bulan pada Julai 2024 (**Carta 3**).

Carta 2: Indeks Volum Perdagangan Borong & Runcit



Carta 3: Indeks Volum Pelarasan Musim Perdagangan Borong & Runcit



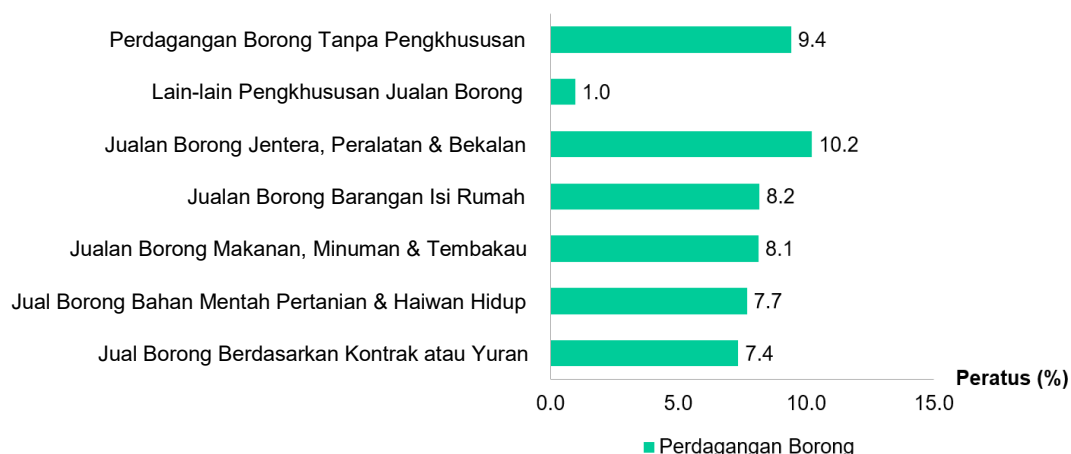
PERDAGANGAN BORONG

3 Jualan Perdagangan Borong

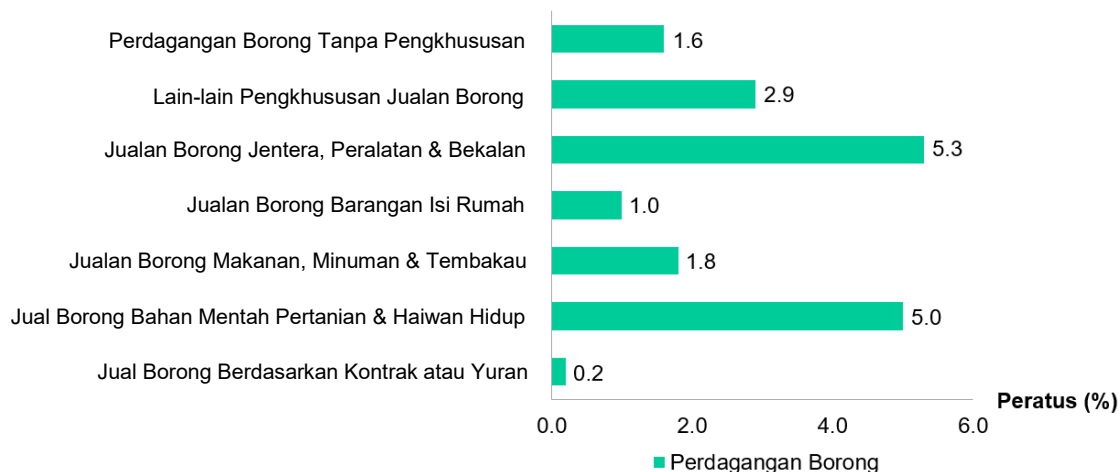
Perdagangan Borong menjana jualan sebanyak **RM66.6 bilion** pada Julai 2024 dengan pertumbuhan **5.5 peratus** berbanding bulan Julai 2023. Peningkatan ini disumbangkan oleh Jualan Borong Jentera, Peralatan & Bekalan **10.2 peratus**, Perdagangan Borong Tanpa Pengkhususan **9.4 peratus**, Jualan Borong Barangan Isi Rumah **8.2 peratus**, Jualan Borong Makanan, Minuman & Tembakau **8.1 peratus**, Jual Borong Bahan Mentah Pertanian & Haiwan Hidup **7.7 peratus** dan Jual Borong Berdasarkan Kontrak atau Yuran **7.4 peratus (Carta 4)**.

Bagi perbandingan bulanan, jualan bagi subsektor ini meningkat **2.6 peratus**, terutamanya disokong oleh peningkatan dalam Jualan Borong Jentera, Peralatan & Bekalan **5.3 peratus**, Jual Borong Bahan Mentah Pertanian & Haiwan Hidup **5.0 peratus** dan Lain-lain Pengkhususan Jualan Borong **2.9 peratus (Carta 5)**.

Carta 4: Kadar Pertumbuhan Tahunan Nilai Jualan Perdagangan Borong mengikut Kumpulan, Julai 2024



Carta 5: Kadar Pertumbuhan Bulanan Nilai Jualan Perdagangan Borong mengikut Kumpulan, Julai 2024

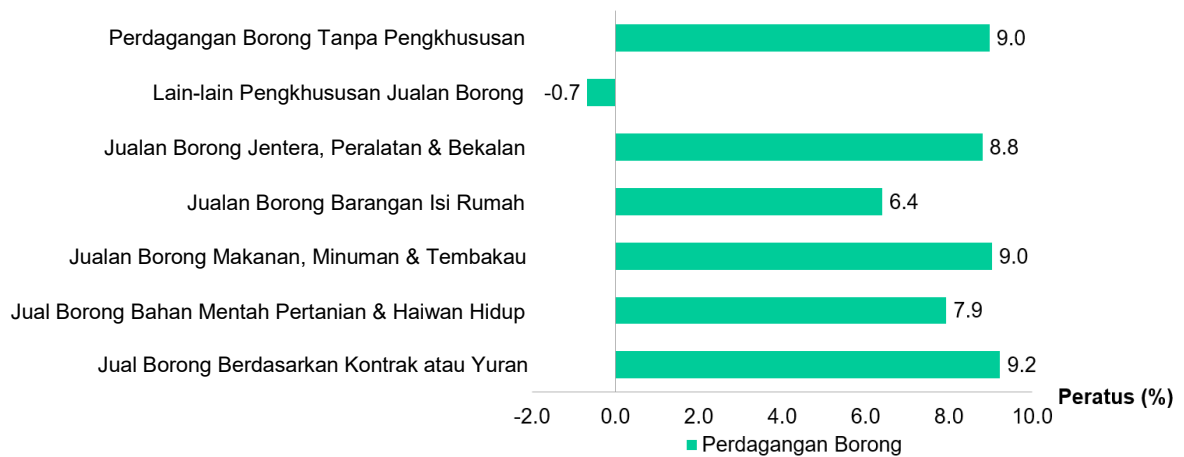


4 Indeks Volum Perdagangan Borong

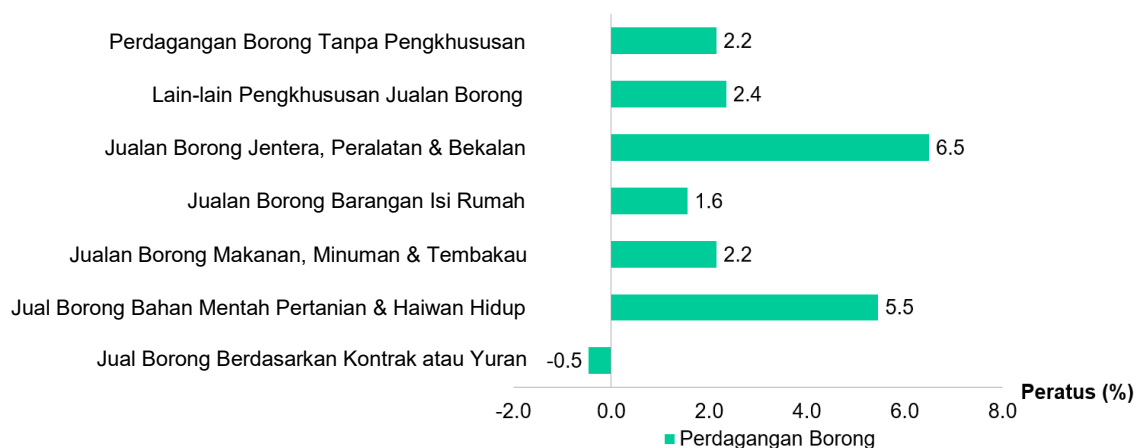
Indeks volum Perdagangan Borong mencatatkan **146.0 mata**, mengembang **5.2 peratus** tahun ke tahun. Pertumbuhan positif ini direkodkan oleh Jual Borong Berdasarkan Kontrak atau Yuran (**9.2%**), Jualan Borong Makanan, Minuman & Tembakau (**9.0%**), Perdagangan Borong Tanpa Pengkhususan (**9.0%**), Jualan Borong Jentera, Peralatan & Bekalan (**8.8%**), Jual Borong Bahan Mentah Pertanian & Haiwan Hidup (**7.9%**) dan Jualan Borong Barangan Isi Rumah (**6.4%**) seperti di **Carta 6**.

Dari segi bulanan, indeks volum Perdagangan Borong meningkat **2.6 peratus**, disokong oleh Jualan Borong Jentera, Peralatan & Bekalan (**6.5%**) dan Jual Borong Bahan Mentah Pertanian & Haiwan Hidup (**5.5%**) seperti ditunjukkan di **Carta 7**. Sementara itu, indeks volum pelarasan musim meningkat **3.1 peratus** bulan ke bulan.

Carta 6: Kadar Pertumbuhan Tahunan Indeks Volum Perdagangan Borong mengikut Kumpulan, Julai 2024



Carta 7: Kadar Pertumbuhan Bulanan Indeks Volum Perdagangan Borong mengikut Kumpulan, Julai 2024



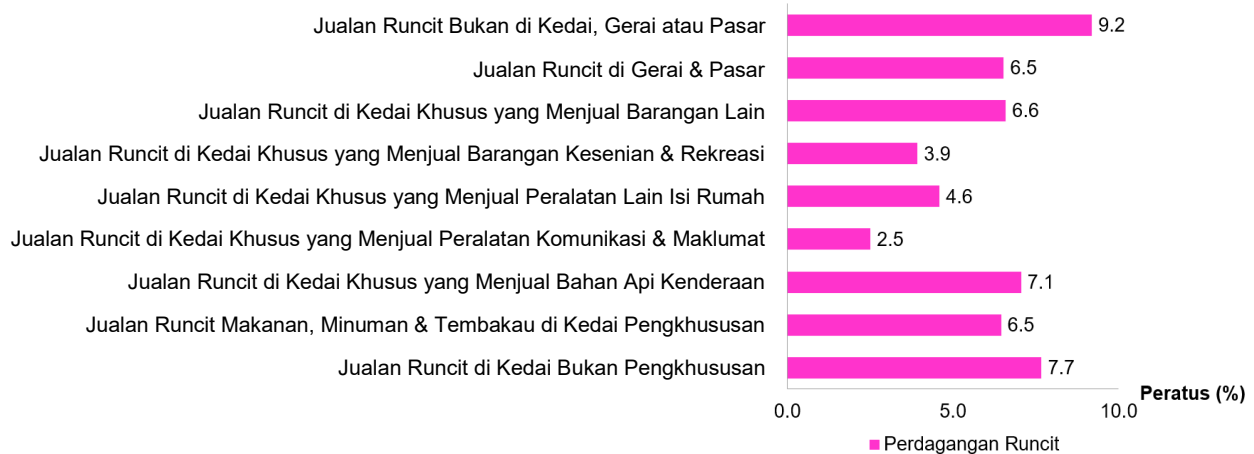
PERDAGANGAN RUNCIT

5 Jualan Perdagangan Runcit

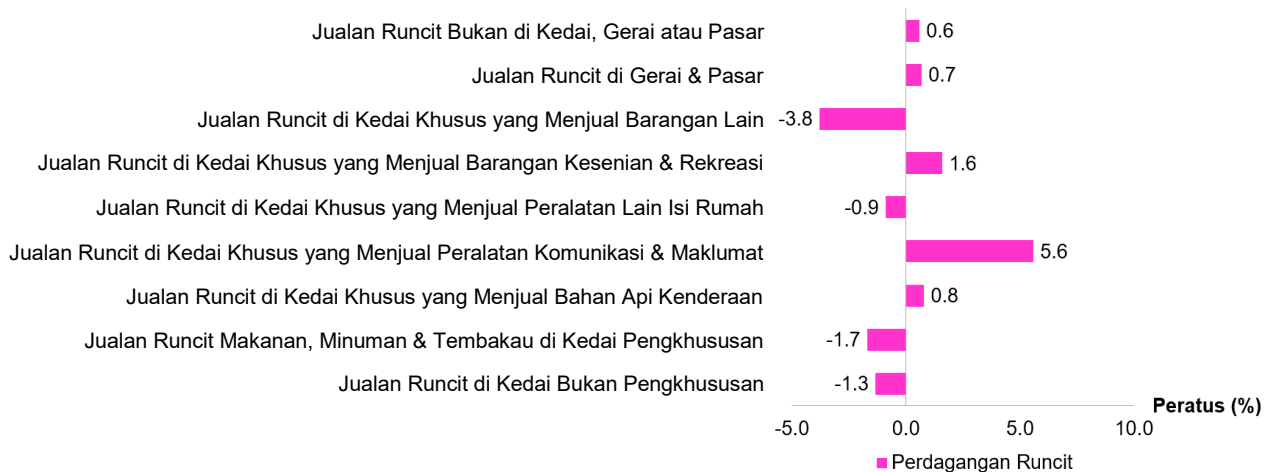
Jualan Perdagangan Runcit mencatatkan pertumbuhan **6.4 peratus** berbanding Julai 2023. **Carta 8** menunjukkan antara kumpulan yang menyumbang kepada pertumbuhan ini ialah Jualan Runcit Bukan di Kedai, Gerai atau Pasar (**9.2%**), Jualan Runcit di Kedai Bukan Pengkhususan (**7.7%**), Jualan Runcit di Kedai Khusus yang Menjual Bahan Api Kenderaan (**7.1%**), Jualan Runcit di Kedai Khusus yang Menjual Barangan Lain (**6.6%**), Jualan Runcit di Gerai & Pasar (**6.5%**) dan Jualan Runcit Makanan, Minuman & Tembakau di Kedai Pengkhususan (**6.5%**).

Berbanding Jun 2024, jualan pada subsektor ini menurun **-1.0 peratus**, disebabkan oleh penurunan dalam Jualan Runcit di Kedai Khusus yang Menjual Barangan Lain (**-3.8%**), Jualan Runcit Makanan, Minuman & Tembakau di Kedai Pengkhususan (**-1.7%**) dan Jualan Runcit di Kedai Bukan Pengkhususan (**-1.3%**) seperti di **Carta 9**.

Carta 8: Kadar Pertumbuhan Tahunan Nilai Jualan Perdagangan Runcit mengikut Kumpulan, Julai 2024




Carta 9: Kadar Pertumbuhan Bulanan Nilai Jualan Perdagangan Runcit mengikut Kumpulan, Julai 2024



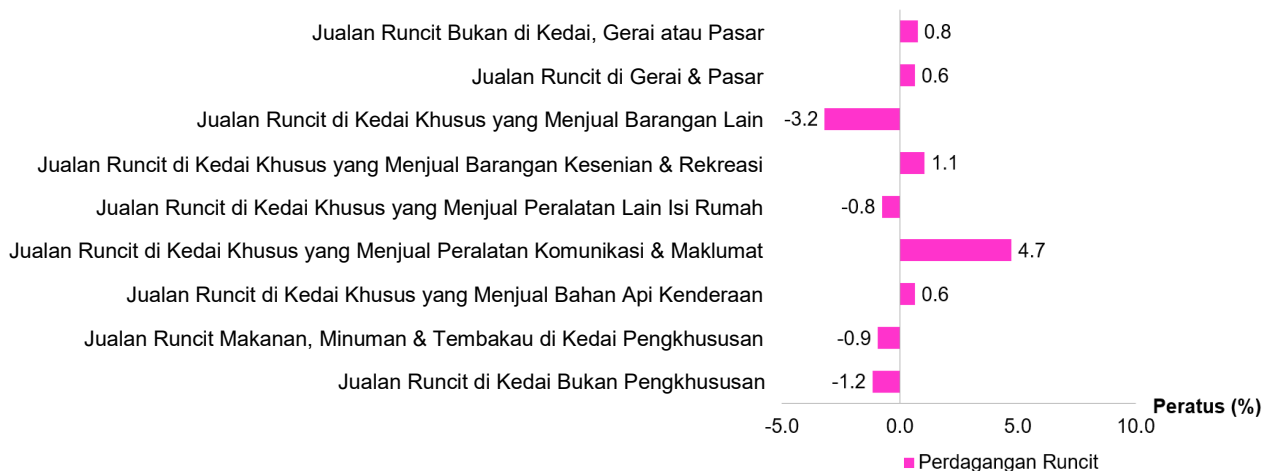
Indeks volum Perdagangan Runcit bertumbuh **4.6 peratus** kepada **178.1 mata** berbanding Julai 2023. Antara kumpulan yang menyumbang kepada peningkatan ini ialah Jualan Runcit Bukan di Kedai, Gerai atau Pasar (**7.7%**), Jualan Runcit Makanan, Minuman & Tembakau di Kedai Pengkhususan (**6.2%**), Jualan Runcit di Kedai Bukan Pengkhususan (**6.1%**), Jualan Runcit di Kedai Khusus yang Menjual Bahan Api Kenderaan (**5.8%**) dan Jualan Runcit di Gerai & Pasar (**5.7%**) seperti yang dipaparkan dalam **Carta 10**.

Bagi perbandingan bulanan, indeks volum Perdagangan runcit jatuh **-1.0 peratus**, disebabkan oleh Jualan Runcit di Kedai Khusus yang Menjual Barangan Lain (**-3.2%**) dan Jualan Runcit di Kedai Bukan Pengkhususan (**-1.2%**). Bagi indeks volum pelarasan musim, ianya jatuh **-0.7 peratus**.

Carta 10: Kadar Pertumbuhan Tahunan Indeks Volum Perdagangan Runcit mengikut Kumpulan, Julai 2024



Carta 11: Kadar Pertumbuhan Bulanan Indeks Volum Perdagangan Runcit mengikut Kumpulan, Julai 2024



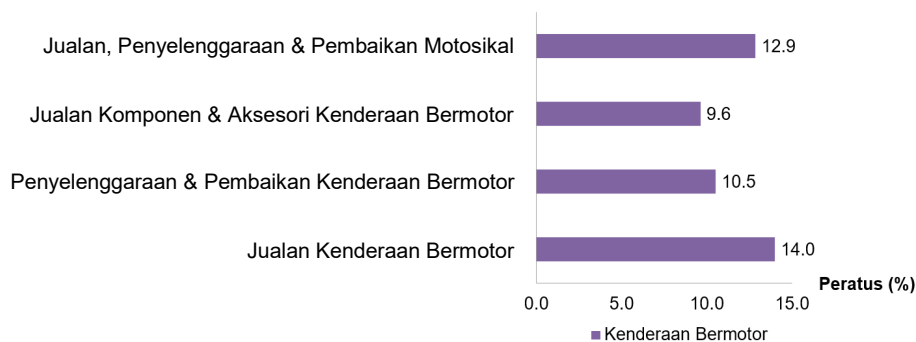
KENDERAAN BERMOTOR

7 Jualan Kenderaan Bermotor

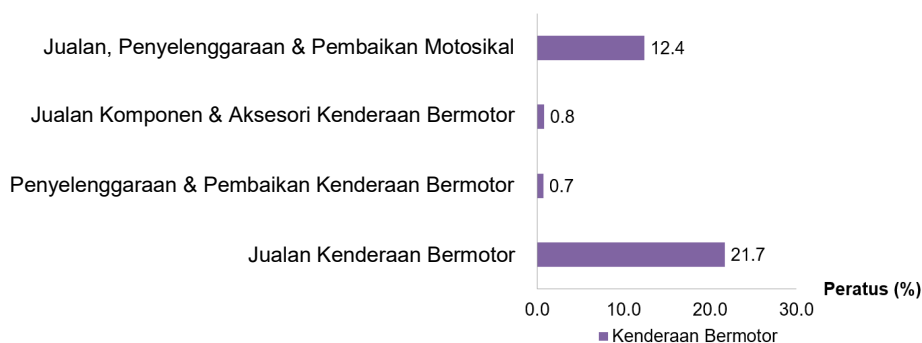
Nilai jualan subsektor Kenderaan Bermotor melonjak **12.2 peratus** tahun ke tahun. Peningkatan ini disumbangkan oleh Jualan Kenderaan Bermotor **14.0 peratus** dan Jualan, Penyelenggaraan & Pembaikan Motosikal **12.9 peratus** pada Julai 2024 (**Carta 12**).

Dari segi bulanan, nilai jualan bagi subsektor ini merekodkan pertumbuhan positif **11.6 peratus** disokong oleh peningkatan pada Jualan Kenderaan Bermotor **21.7 peratus** dan Jualan, Penyelenggaraan & Pembaikan Motosikal **12.4 peratus** (**Carta 13**).

Carta 12: Kadar Pertumbuhan Tahunan Nilai Jualan Kenderaan Bermotor mengikut Kumpulan, Julai 2024



Carta 13: Kadar Pertumbuhan Bulanan Nilai Jualan Kenderaan Bermotor mengikut Kumpulan, Julai 2024

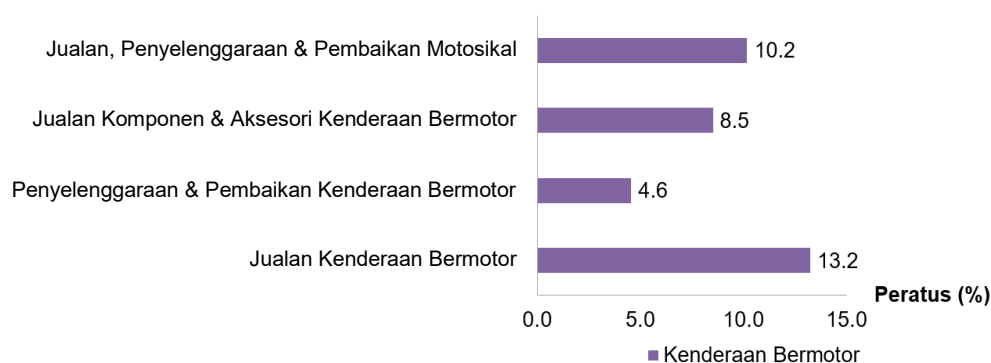


8 Indeks Volum Kenderaan Bermotor

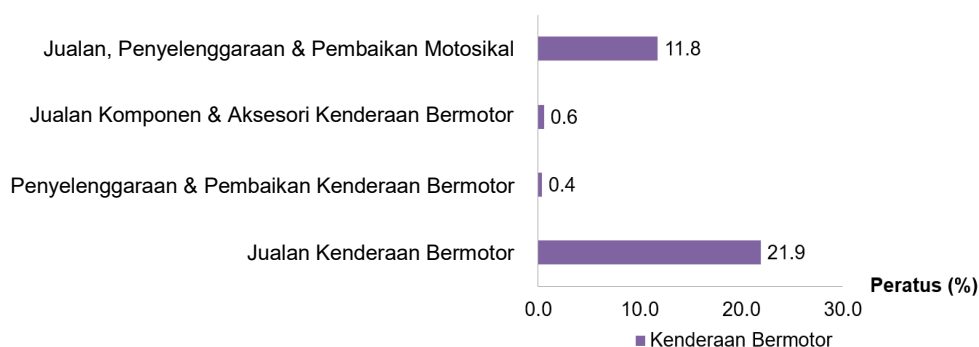
Indeks volum Kenderaan Bermotor berkembang **10.8 peratus** tahun ke tahun untuk mencapai **141.1 mata**. Peningkatan ini disumbangkan oleh Jualan Kenderaan Bermotor **13.2 peratus** seperti di **Carta 14**.

Bagi perbandingan bulanan, indeks volum Kenderaan Bermotor naik **11.2 peratus** berbanding Jun 2024. Kenaikan ini disokong oleh Jualan Kenderaan Bermotor **21.9 peratus** dan Jualan, Penyelenggaraan & Pembaikan Motosikal **11.8 peratus** (**Carta 15**). Bagi indeks volum pelarasan musim, subsektor ini meningkat **21.0 peratus** bulan ke bulan.

Carta 14: Kadar Pertumbuhan Tahunan Indeks Volum Kenderaan Bermotor mengikut Kumpulan, Julai 2024



Carta 15: Kadar Pertumbuhan Bulanan Indeks Volum Kenderaan Bermotor mengikut Kumpulan, Julai 2024



PERFORMANCE OF WHOLESALE & RETAIL TRADE, JULY 2024

Exhibit 1: Performance of Sales Value and Volume Index of Wholesale & Retail Trade, July 2024

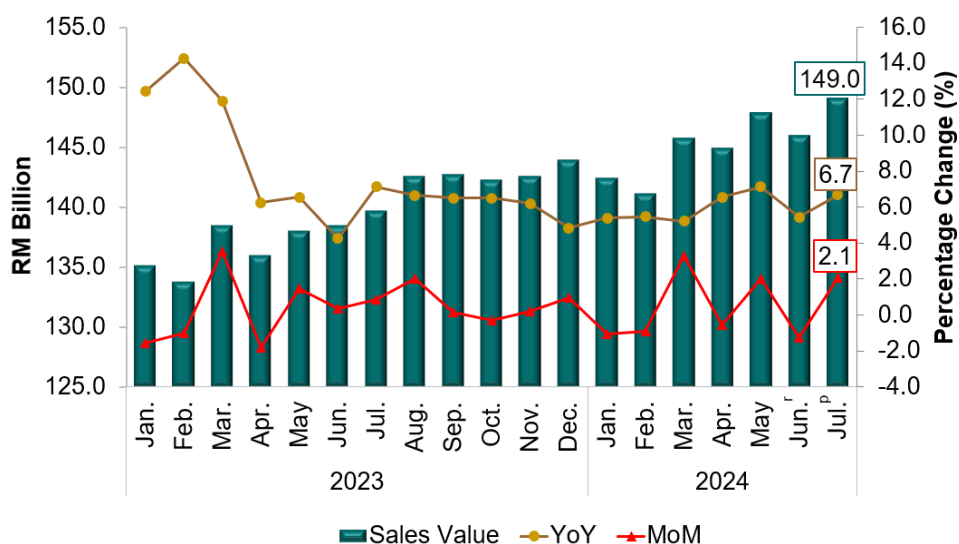
SUB-SECTOR	Sales Value			Volume Index (2015=100)				
	RM Billion	% Changes		Original	% Changes		Seasonally Adjusted (SA)	% Changes
		July 2024	YoY		MoM	July 2024		
WHOLESALE & RETAIL TRADE	149.0	6.7	2.1	158.2	5.5	1.7	164.6	2.1
WHOLESALE TRADE	66.6	5.5	2.6	146.0	5.2	2.6	149.3	3.1
RETAIL TRADE	63.5	6.4	-1.0	178.1	4.6	-1.0	180.5	-0.7
MOTOR VEHICLES	19.0	12.2	11.6	141.1	10.8	11.2	171.2	21.0

OVERALL PERFORMANCE

1 Sales of Wholesale & Retail Trade

Sales value of Wholesale & Retail Trade recorded **RM149.0 billion** in July 2024, grew **6.7 per cent** year-on-year (Chart 1). The positive growth was contributed by all sub-sectors, namely Motor Vehicles **12.2 per cent**, Retail Trade **6.4 per cent**, and Wholesale Trade **5.5 per cent**. Meanwhile, for month-on-month comparison, sales value increased **2.1 per cent**.

Chart 1: Sales Value and Annual Growth Rate of Wholesale & Retail Trade



In terms of volume index, Wholesale & Retail Trade registered a growth of **5.5 per cent** year-on-year to record **158.2 points** (Chart 2). The increase was supported by Motor Vehicles **10.8 per cent**, Wholesale Trade **5.2 per cent**, and Retail Trade **4.6 per cent**.

For monthly comparison, volume index edged up **1.7 per cent**, contributed by Motor Vehicles **11.2 per cent** and Wholesale Trade **2.6 per cent**.

As for seasonally adjusted volume index, it went up **2.1 per cent** month-on-month in July 2024 (Chart 3).

Chart 2: Volume Index of Wholesale & Retail Trade

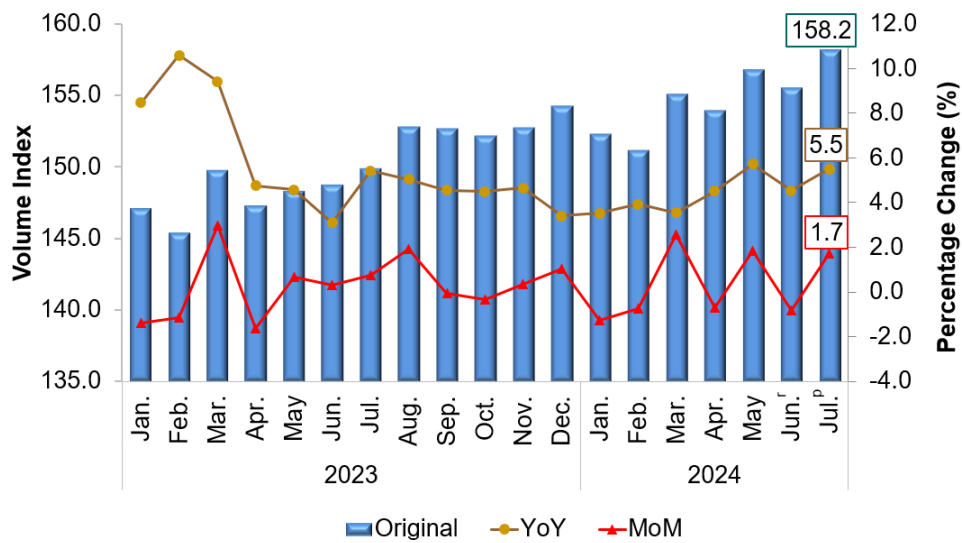
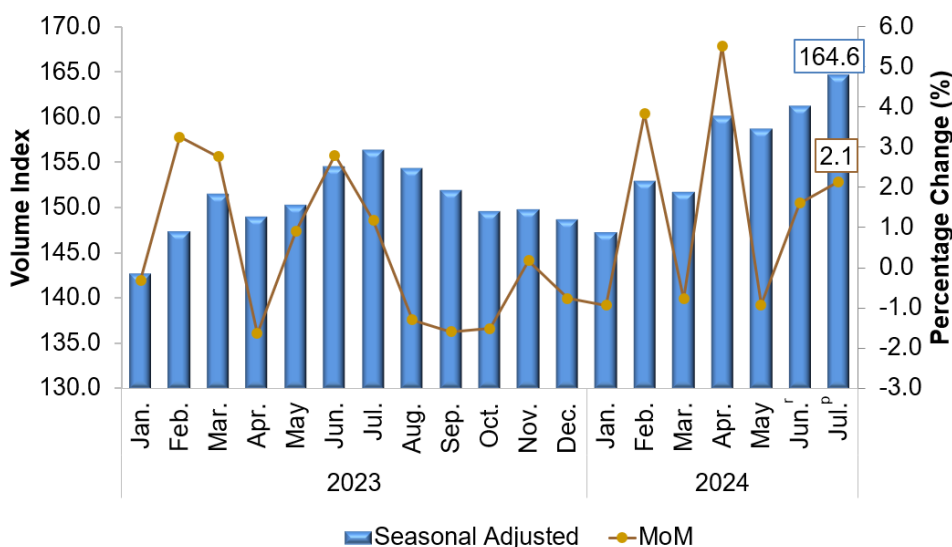


Chart 3: Seasonal Adjusted Volume Index of Wholesale & Retail Trade



WHOLESALE TRADE

3 Sales of Wholesale Trade

Wholesale Trade generated sales value of **RM66.6 billion** in July 2024 with a growth of **5.5 per cent** as against July 2023. This increase was attributed to Wholesale of Machinery, Equipment & Supplies **10.2 per cent**, Non-specialised Wholesale Trade **9.4 per cent**, Wholesale of Household Goods **8.2 per cent**, Wholesale of Food, Beverages & Tobacco **8.1 per cent**, Wholesale of Agricultural Raw Materials & Live Animals **7.7 per cent**, and Wholesale on a Fee or Contract Basis **7.4 per cent** (Chart 4).

For monthly comparison, sales of this sub-sector increased **2.6 per cent**, pulled up by Wholesale of Machinery, Equipment & Supplies **5.3 per cent**, Wholesale of Agricultural Raw Materials & Live Animals **5.0 per cent**, and Other Specialised Wholesale **2.9 per cent** (Chart 5).

Chart 4: Annual Growth Rate for Sales Value of Wholesale Trade by Group, July 2024



Chart 5: Monthly Growth Rate for Sales Value of Wholesale Trade by Group, July 2024



Volume index of Wholesale Trade registered **146.0 points**, expanded **5.2 per cent** year-on-year. The positive growth was recorded in Wholesale on a Fee or Contract Basis (**9.2%**), Wholesale of Food, Beverages & Tobacco (**9.0%**), Non-specialised Wholesale Trade (**9.0%**), Wholesale of Machinery, Equipment & Supplies (**8.8%**), Wholesale of Agricultural Raw Materials & Live Animals (**7.9%**), and Wholesale of Household Goods (**6.4%**) as in **Chart 6**.

On a monthly basis, volume index of Wholesale Trade went up **2.6 per cent**, mainly contributed by the increase in Wholesale of Machinery, Equipment & Supplies (**6.5%**) and Wholesale of Agricultural Raw Materials & Live Animals (**5.5%**) as shown in **Chart 7**. Meanwhile, the seasonally adjusted volume index inched up **3.1 per cent** month-on-month.

Chart 6: Annual Growth Rate for Volume Index of Wholesale Trade by Group, July 2024



Chart 7: Monthly Growth Rate for Volume Index of Wholesale Trade by Group, July 2024



RETAIL TRADE

5 Sales of Retail Trade

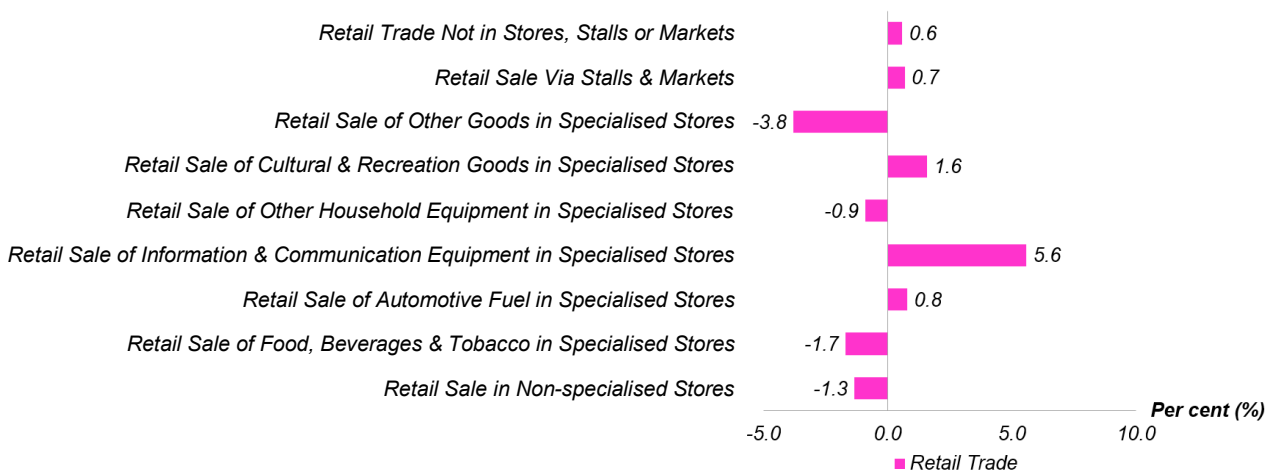
Sales of Retail Trade registered a growth of **6.4 per cent** as compared to July 2023. **Chart 8** shows that among the groups that contributed to this growth were Retail Trade Not in Stores, Stalls or Markets (**9.2%**), Retail Sale in Non-specialised Stores (**7.7%**), Retail Sale of Automotive Fuel in Specialised Stores (**7.1%**), Retail Sale of Other Goods in Specialised Stores (**6.6%**), Retail Sale Via Stalls & Markets (**6.5%**), and Retail Sale of Food, Beverages & Tobacco in Specialised Stores (**6.5%**).

Compared with June 2024, sales of this sub-sector decreased **-1.0 per cent**, driven by declines in Retail Sale of Other Goods in Specialised Stores (**-3.8%**), Retail Sale of Food, Beverages & Tobacco in Specialised Stores (**-1.7%**), and Retail Sale in Non-specialised Stores (**-1.3%**) as per **Chart 9**.

Chart 8: Annual Growth Rate for Sales Value of Retail Trade by Group, July 2024



Chart 9: Monthly Growth Rate for Sales Value of Retail Trade by Group, July 2024



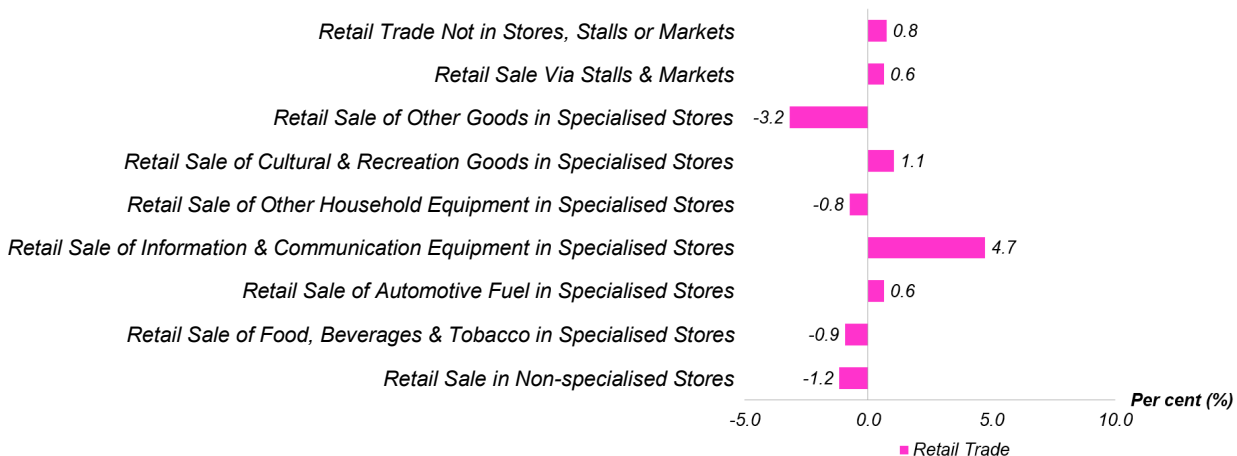
Volume Index of Retail Trade grew **4.6 per cent** to **178.1 points** as compared to July 2023. Among the groups that contributed to this growth were Retail Trade Not in Stores, Stalls or Markets (7.7%), Retail Sale of Food, Beverages & Tobacco in Specialised Stores (6.2%), Retail Sale in Non-specialised Stores (6.1%), Retail Sale of Automotive Fuel in Specialised Stores (5.8%), and Retail Sale Via Stalls & Markets (5.7%) as presented in **Chart 10**.

For month-on-month comparison, volume index of Retail Trade slipped **-1.0 per cent**, attributed to Retail Sale of Other Goods in Specialised Stores (-3.2%), and Retail Sales in Non-specialised Stores (-1.2%). As for seasonally adjusted volume index, it decreased **-0.7 per cent**.

Chart 10: Annual Growth Rate for Volume Index of Retail Trade by Group, July 2024



Chart 11: Monthly Growth Rate for Volume Index of Retail Trade by Group, July 2024



MOTOR VEHICLES

7 Sales of Motor Vehicles

Sales value of Motor Vehicles sub-sector surged of **12.2 per cent** year-on-year. The increase was attributed to Sale of Motor Vehicles **14.0 per cent** and Sale, Maintenance & Repair of Motorcycles **12.9 per cent** in July 2024 (Chart 12).

On a monthly basis, sales of this sub-sector recorded a positive growth of **11.6 per cent**, contributed by the increase in Sale of Motor Vehicles **21.7 per cent** and Sale, Maintenance & Repair of Motorcycles **12.4 per cent** (Chart 13).

Chart 12: Annual Growth Rate for Sales Value of Motor Vehicles by Group, July 2024

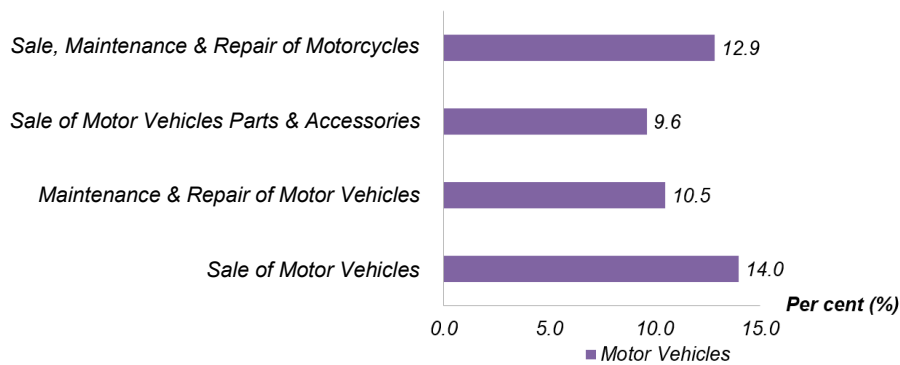
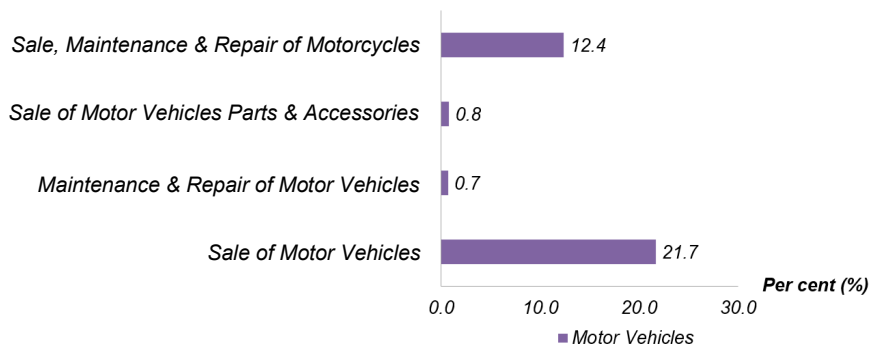


Chart 13: Monthly Growth Rate for Sales Value of Motor Vehicles by Group, July 2024



The volume index of Motor Vehicles expanded **10.8 per cent** year-on-year to reach **141.1 points**. The increase was attributed to Sale of Motor Vehicles **13.2 per cent** as in **Chart 14**.

For monthly comparison, volume index of Motor Vehicles increased **11.2 per cent**. The increase was supported by Sale of Motor Vehicles **21.9 per cent** and Sale, Maintenance & Repair of Motorcycles **11.8 per cent** (**Chart 15**). As for seasonally adjusted volume index, this sub-sector increased **21.0 per cent** month-on-month.

Chart 14: Annual Growth Rate for Volume Index of Motor Vehicles by Group, July 2024

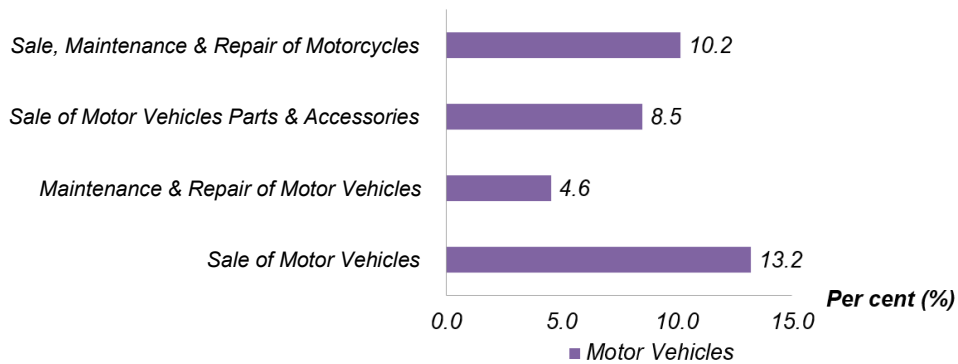
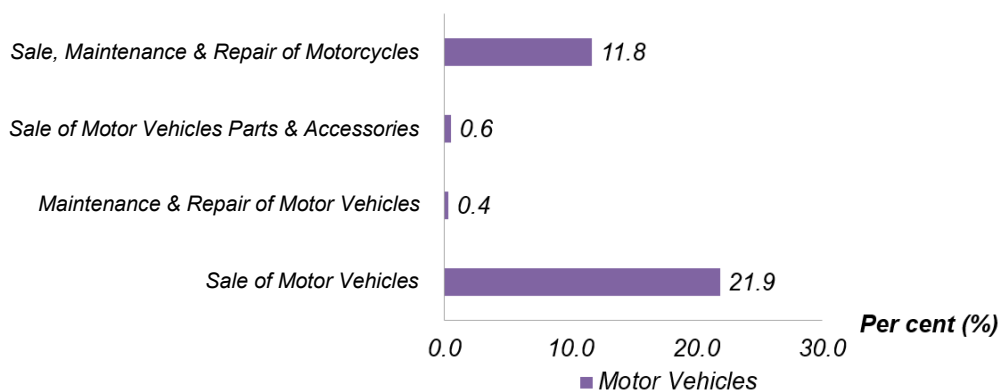


Chart 15: Monthly Growth Rate for Volume Index of Motor Vehicles by Group, July 2024



SENARAI JADUAL STATISTIK
LIST OF STATISTICAL TABLES

Muka surat ini sengaja dibiarkan kosong.
This page is deliberately left blank.

Tahun/ Bulan Year/ Month	Jumlah Total	Perdagangan Borong Wholesale Trade	Perdagangan Runcit Retail Trade	Kenderaan Bermotor Motor Vehicles	
Jualan / Sales (RM Juta/ million)					
2023	Jan.	135,130	60,374	59,577	15,179
	Feb.	133,792	59,148	58,158	16,485
	Mac	138,497	61,597	58,671	18,229
	Apr.	135,988	60,902	60,462	14,623
	Mei	137,996	62,170	58,830	16,997
	Jun	138,465	62,384	59,404	16,677
	Jul.	139,692	63,093	59,680	16,919
	Ogos	142,526	63,860	60,544	18,122
	Sep.	142,719	64,183	61,070	17,466
	Okt.	142,282	63,308	60,599	18,375
	Nov.	142,582	63,196	61,313	18,072
	Dis.	143,939	62,934	62,443	18,562
2024	Jan.	142,407	63,687	61,106	17,615
	Feb.	141,105	62,202	61,532	17,371
	Mac	145,723	64,081	62,830	18,813
	Apr.	144,897	63,837	63,790	17,270
	Mei	147,850	65,112	63,957	18,782
	Jun ^r	145,995	64,892	64,094	17,009
	Jul. ^p	149,031	66,562	63,480	18,988
% Perubahan / % Changes (YoY)					
2023	Jan.	12.4	3.1	21.7	20.1
	Feb.	14.3	5.9	19.2	32.3
	Mac	11.9	7.6	17.7	9.3
	Apr.	6.3	3.2	12.9	-5.1
	Mei	6.6	4.4	5.0	22.0
	Jun	4.3	3.1	5.8	3.4
	Jul.	7.1	5.7	5.5	19.9
	Ogos	6.7	6.2	6.3	9.7
	Sep.	6.5	6.9	5.9	7.0
	Okt.	6.5	5.7	3.9	19.1
	Nov.	6.2	6.2	4.4	12.7
	Dis.	4.8	4.4	5.0	5.9
2024	Jan.	5.4	5.5	2.6	16.0
	Feb.	5.5	5.2	5.8	5.4
	Mac	5.2	4.0	7.1	3.2
	Apr.	6.6	4.8	5.5	18.1
	Mei	7.1	4.7	8.7	10.5
	Jun ^r	5.4	4.0	7.9	2.0
	Jul. ^p	6.7	5.5	6.4	12.2
% Perubahan / % Changes (MoM)					
2023	Jan.	-1.6	0.1	0.2	-13.4
	Feb.	-1.0	-2.0	-2.4	8.6
	Mac	3.5	4.1	0.9	10.6
	Apr.	-1.8	-1.1	3.1	-19.8
	Mei	1.5	2.1	-2.7	16.2
	Jun	0.3	0.3	1.0	-1.9
	Jul.	0.9	1.1	0.5	1.5
	Ogos	2.0	1.2	1.4	7.1
	Sep.	0.1	0.5	0.9	-3.6
	Okt.	-0.3	-1.4	-0.8	5.2
	Nov.	0.2	-0.2	1.2	-1.6
	Dis.	1.0	-0.4	1.8	2.7
2024	Jan.	-1.1	1.2	-2.1	-5.1
	Feb.	-0.9	-2.3	0.7	-1.4
	Mac	3.3	3.0	2.1	8.3
	Apr.	-0.6	-0.4	1.5	-8.2
	Mei	2.0	2.0	0.3	8.8
	Jun ^r	-1.3	-0.3	0.2	-9.4
	Jul. ^p	2.1	2.6	-1.0	11.6

Tahun/ Bulan Year/ Month	Jumlah Total	Perdagangan Borong Wholesale Trade	Perdagangan Runcit Retail Trade	Kenderaan Bermotor Motor Vehicles
Wajaran / Weight	100.0	44.9	40.9	14.2
2023				
Jan.	147.1	134.5	171.0	117.6
Feb.	145.4	130.9	166.8	126.9
Mac	149.8	136.5	168.6	139.8
Apr.	147.3	135.0	173.1	110.2
Mei	148.3	137.3	167.9	127.9
Jun	148.8	137.9	169.1	125.3
Jul.	149.9	138.7	170.3	127.4
Ogos	152.8	140.3	172.8	136.1
Sep.	152.7	140.0	174.5	130.7
Okt.	152.2	138.3	173.3	136.6
Nov.	152.7	139.0	174.5	134.2
Dis.	154.3	138.4	177.6	138.2
2024				
Jan.	152.3	139.9	173.5	131.8
Feb.	151.2	136.6	174.5	130.2
Mac	155.1	139.5	177.6	140.2
Apr.	154.0	138.7	179.2	129.1
Mei	156.8	141.9	179.3	140.1
Jun ^r	155.5	142.3	179.8	126.9
Jul. ^p	158.2	146.0	178.1	141.1
% Perubahan / % Changes (YoY)				
2023				
Jan.	8.5	0.3	16.2	9.2
Feb.	10.6	3.8	14.1	20.9
Mac	9.4	6.7	13.8	5.6
Apr.	4.7	3.4	10.0	-9.0
Mei	4.6	5.3	2.4	18.0
Jun	3.1	4.5	2.6	3.1
Jul.	5.4	6.6	2.7	20.4
Ogos	5.0	6.1	3.8	8.7
Sep.	4.5	5.7	3.8	5.9
Okt.	4.5	4.7	2.3	15.8
Nov.	4.7	5.8	2.9	10.5
Dis.	3.4	3.4	3.6	3.9
2024				
Jan.	3.5	4.0	1.4	12.1
Feb.	3.9	4.4	4.6	2.6
Mac	3.5	2.2	5.4	0.3
Apr.	4.5	2.7	3.5	17.1
Mei	5.7	3.4	6.8	9.6
Jun ^r	4.5	3.2	6.3	1.2
Jul. ^p	5.5	5.2	4.6	10.8
% Perubahan / % Changes (MoM)				
2023				
Jan.	-1.4	0.5	-0.2	-11.6
Feb.	-1.1	-2.6	-2.5	7.9
Mac	3.0	4.3	1.1	10.2
Apr.	-1.6	-1.0	2.7	-21.2
Mei	0.7	1.7	-3.0	16.0
Jun	0.3	0.4	0.7	-2.0
Jul.	0.8	0.6	0.7	1.7
Ogos	1.9	1.2	1.5	6.8
Sep.	-0.1	-0.2	0.9	-3.9
Okt.	-0.3	-1.2	-0.7	4.5
Nov.	0.3	0.5	0.7	-1.7
Dis.	1.0	-0.5	1.8	2.9
2024				
Jan.	-1.3	1.1	-2.3	-4.6
Feb.	-0.8	-2.3	0.6	-1.2
Mac	2.6	2.1	1.8	7.6
Apr.	-0.7	-0.6	0.9	-7.9
Mei	1.8	2.3	0.1	8.5
Jun ^r	-0.8	0.3	0.3	-9.4
Jul. ^p	1.7	2.6	-1.0	11.2

Tahun/ Bulan Year/ Month	Jumlah Total	Perdagangan Borong Wholesale Trade	Perdagangan Runcit Retail Trade	Kenderaan Bermotor Motor Vehicles
Wajaran / Weight	100.0	44.9	40.9	14.2
2023				
Jan.	142.8	130.0	164.9	119.9
Feb.	147.4	134.5	168.5	122.0
Mac	151.5	141.0	172.7	127.6
Apr.	149.0	134.8	173.7	122.2
Mei	150.3	139.3	170.4	156.6
Jun	154.5	140.5	170.9	142.4
Jul.	156.4	142.1	172.5	157.5
Ogos	154.3	140.1	173.1	150.5
Sep.	151.9	137.9	174.6	130.3
Okt.	149.6	135.8	172.4	130.2
Nov.	149.8	137.4	171.9	123.7
Dis.	148.7	136.7	171.6	120.7
2024				
Jan.	147.3	135.0	168.9	125.2
Feb.	152.9	140.1	176.3	122.9
Mac	151.8	141.0	177.6	120.4
Apr.	160.1	141.0	184.3	146.3
Mei	158.6	143.7	182.0	168.3
Jun ^r	161.2	144.8	181.8	141.6
Jul. ^p	164.6	149.3	180.5	171.2
% Perubahan / % Changes (MoM)				
2023				
Jan.	-0.3	-1.2	-1.4	10.2
Feb.	3.3	3.5	2.2	1.8
Mac	2.8	4.9	2.5	4.6
Apr.	-1.6	-4.4	0.6	-4.3
Mei	0.9	3.3	-1.9	28.2
Jun	2.8	0.9	0.3	-9.0
Jul.	1.2	1.1	1.0	10.6
Ogos	-1.3	-1.4	0.4	-4.5
Sep.	-1.6	-1.6	0.8	-13.4
Okt.	-1.5	-1.6	-1.3	-0.01
Nov.	0.2	1.2	-0.3	-5.0
Dis.	-0.8	-0.5	-0.1	-2.4
2024				
Jan.	-0.9	-1.2	-1.6	3.7
Feb.	3.8	3.8	4.4	-1.8
Mac	-0.8	0.6	0.7	-2.0
Apr.	5.5	0.0	3.8	21.5
Mei	-0.9	1.9	-1.2	15.1
Jun ^r	1.6	0.7	-0.1	-15.9
Jul. ^p	2.1	3.1	-0.7	21.0

Tahun/ Bulan	Jumlah	Jual Borong Berdasarkan Kontrak atau Yuran	Jual Borong Bahan Mentah Pertanian dan Haiwan Hidup	Jualan Borong Makanan, Minuman dan Tembakau	
<i>Year/ Month</i>	<i>Total</i>	<i>Wholesale on a Fee or Contract Basis</i>	<i>Wholesale of Agricultural Raw Materials and Live Animals</i>	<i>Wholesale of Food, Beverages and Tobacco</i>	
Kod/ Code	46	461	462	463	
Jualan / Sales (RM Juta/ million)					
2023	Jan.	60,374	1,073	5,282	12,630
	Feb.	59,148	1,090	5,187	11,986
	Mac	61,597	1,075	5,508	12,346
	Apr.	60,902	1,103	5,431	12,085
	Mei	62,170	1,108	5,838	12,279
	Jun	62,384	1,124	5,453	12,193
	Jul.	63,093	1,079	5,737	12,241
	Ogos	63,860	1,090	5,714	12,266
	Sep.	64,183	1,076	5,908	12,303
	Okt.	63,308	1,089	5,701	11,995
	Nov.	63,196	1,127	5,638	12,343
	Dis.	62,934	1,124	5,819	12,380
2024	Jan.	63,687	1,096	5,505	13,209
	Feb.	62,202	1,098	5,477	12,470
	Mac	64,081	1,097	5,685	13,018
	Apr.	63,837	1,138	5,793	12,888
	Mei	65,112	1,133	6,066	13,043
	Jun ^r	64,892	1,156	5,884	13,004
	Jul. ^p	66,562	1,159	6,178	13,238
% Perubahan / % Changes (YoY)					
2023	Jan.	3.1	9.5	12.8	7.6
	Feb.	5.9	9.0	10.0	9.9
	Mac	7.6	5.5	7.2	12.9
	Apr.	3.2	8.0	5.1	7.7
	Mei	4.4	7.3	8.6	9.6
	Jun	3.1	9.2	4.7	7.8
	Jul.	5.7	10.5	5.4	8.8
	Ogos	6.2	10.3	7.9	8.1
	Sep.	6.9	7.3	9.9	7.7
	Okt.	5.7	4.2	8.9	3.3
	Nov.	6.2	4.1	9.5	2.3
	Dis.	4.4	0.4	5.4	1.4
2024	Jan.	5.5	2.1	4.2	4.6
	Feb.	5.2	0.8	5.6	4.0
	Mac	4.0	2.0	3.2	5.4
	Apr.	4.8	3.2	6.7	6.6
	Mei	4.7	2.2	3.9	6.2
	Jun ^r	4.0	2.9	7.9	6.7
	Jul. ^p	5.5	7.4	7.7	8.1
% Perubahan / % Changes (MoM)					
2023	Jan.	0.1	-4.1	-4.3	3.5
	Feb.	-2.0	1.5	-1.8	-5.1
	Mac	4.1	-1.3	6.2	3.0
	Apr.	-1.1	2.6	-1.4	-2.1
	Mei	2.1	0.4	7.5	1.6
	Jun	0.3	1.5	-6.6	-0.7
	Jul.	1.1	-4.0	5.2	0.4
	Ogos	1.2	1.0	-0.4	0.2
	Sep.	0.5	-1.3	3.4	0.3
	Okt.	-1.4	1.2	-3.5	-2.5
	Nov.	-0.2	3.5	-1.1	2.9
	Dis.	-0.4	-0.3	3.2	0.3
2024	Jan.	1.2	-2.5	-5.4	6.7
	Feb.	-2.3	0.2	-0.5	-5.6
	Mac	3.0	-0.1	3.8	4.4
	Apr.	-0.4	3.8	1.9	-1.0
	Mei	2.0	-0.5	4.7	1.2
	Jun ^r	-0.3	2.1	-3.0	-0.3
	Jul. ^p	2.6	0.2	5.0	1.8

Tahun/ Bulan	Jualan Borong Barangan Isi Rumah	Jualan Borong Jentera, Peralatan dan Bekalan	Lain-lain Pengkhususan Jualan Borong	Perdagangan Borong Tanpa Pengkhususan	
Year/ Month	Wholesale of Household Goods	Wholesale of Machinery, Equipment and Supplies	Other Specialised Wholesale	Non-specialised Wholesale Trade	
Kod/ Code	464	465	466	469	
Jualan / Sales (RM Juta/ million)					
2023	Jan.	12,809	4,707	22,188	1,684
	Feb.	12,540	4,627	22,077	1,642
	Mac	12,979	4,913	23,026	1,749
	Apr.	12,759	4,830	22,957	1,737
	Mei	12,873	5,071	23,210	1,790
	Jun	12,951	5,026	23,836	1,801
	Jul.	12,769	4,915	24,575	1,776
	Ogos	13,050	4,969	25,018	1,753
	Sep.	12,933	5,054	25,143	1,767
	Okt.	13,347	4,993	24,439	1,744
	Nov.	13,147	5,003	24,170	1,768
	Dis.	12,923	5,063	23,880	1,745
2024	Jan.	13,181	4,916	24,023	1,756
	Feb.	13,010	4,705	23,711	1,731
	Mac	13,439	4,982	24,067	1,792
	Apr.	13,319	4,958	23,922	1,819
	Mei	13,705	5,161	24,137	1,868
	Jun ^r	13,677	5,145	24,113	1,913
	Jul. ^p	13,814	5,418	24,813	1,943
% Perubahan / % Changes (YoY)					
2023	Jan.	8.6	-4.0	-2.8	2.6
	Feb.	15.8	1.9	-1.0	6.1
	Mac	16.4	7.7	0.8	10.7
	Apr.	5.4	2.7	-1.1	8.5
	Mei	7.9	5.8	-1.8	11.6
	Jun	4.8	1.1	-0.8	11.4
	Jul.	2.8	3.4	5.8	10.3
	Ogos	5.4	1.0	6.2	6.3
	Sep.	4.0	1.4	8.6	6.6
	Okt.	4.7	3.4	7.5	5.7
	Nov.	5.2	2.6	9.3	3.3
	Dis.	5.3	1.1	6.2	2.1
2024	Jan.	2.9	4.5	8.3	4.3
	Feb.	3.7	1.7	7.4	5.4
	Mac	3.5	1.4	4.5	2.5
	Apr.	4.4	2.6	4.2	4.7
	Mei	6.5	1.8	4.0	4.3
	Jun ^r	5.6	2.4	1.2	6.2
	Jul. ^p	8.2	10.2	1.0	9.4
% Perubahan / % Changes (MoM)					
2023	Jan.	4.4	-6.0	-1.3	-1.5
	Feb.	-2.1	-1.7	-0.5	-2.5
	Mac	3.5	6.2	4.3	6.5
	Apr.	-1.7	-1.7	-0.3	-0.7
	Mei	0.9	5.0	1.1	3.1
	Jun	0.6	-0.9	2.7	0.6
	Jul.	-1.4	-2.2	3.1	-1.4
	Ogos	2.2	1.1	1.8	-1.3
	Sep.	-0.9	1.7	0.5	0.8
	Okt.	3.2	-1.2	-2.8	-1.3
	Nov.	-1.5	0.2	-1.1	1.4
	Dis.	-1.7	1.2	-1.2	-1.3
2024	Jan.	2.0	-2.9	0.6	0.6
	Feb.	-1.3	-4.3	-1.3	-1.4
	Mac	3.3	5.9	1.5	3.5
	Apr.	-0.9	-0.5	-0.6	1.5
	Mei	2.9	4.1	0.9	2.7
	Jun ^r	-0.2	-0.3	-0.1	2.4
	Jul. ^p	1.0	5.3	2.9	1.6

Tahun/ Bulan	Jumlah	Jual Borong Berdasar Kontrak atau Yuran	Jual Borong Bahan Mentah Pertanian dan Haiwan Hidup	Jualan Borong Makanan, Minuman dan Tembakau
Year/ Month	Total	Wholesale on a Fee or Contract Basis	Wholesale of Agricultural Raw Materials and Live Animals	Wholesale of Food, Beverages and Tobacco
Kod/ Code	46	461	462	463
Wajaran/ Weighted	100.0	2.2	9.3	17.0
2023				
Jan.	134.5	118.8	135.2	158.0
Feb.	130.9	118.1	132.2	147.2
Mac	136.5	116.7	139.9	150.5
Apr.	135.0	119.8	137.5	146.2
Mei	137.3	120.2	147.4	148.3
Jun	137.9	121.3	138.0	146.9
Jul.	138.7	116.4	146.5	148.9
Ogos	140.3	116.5	145.7	151.0
Sep.	140.0	114.0	150.4	151.1
Okt.	138.3	115.0	144.8	147.6
Nov.	139.0	121.5	143.7	152.7
Dis.	138.4	122.7	149.5	152.2
2024				
Jan.	139.9	120.6	141.7	163.5
Feb.	136.6	121.3	140.5	153.4
Mac	139.5	120.0	145.3	159.7
Apr.	138.7	125.1	148.0	156.6
Mei	141.9	124.3	153.7	158.2
Jun ^r	142.3	127.7	150.0	158.9
Jul. ^p	146.0	127.2	158.2	162.4
% Perubahan / % Changes (YoY)				
2023				
Jan.	0.3	8.0	16.3	8.1
Feb.	3.8	8.4	11.1	8.8
Mac	6.7	7.8	7.3	10.3
Apr.	3.4	12.7	7.0	5.2
Mei	5.3	11.3	12.1	8.0
Jun	4.5	12.5	8.7	6.1
Jul.	6.6	13.1	10.1	7.5
Ogos	6.1	10.2	10.9	7.6
Sep.	5.7	5.2	11.7	6.5
Okt.	4.7	2.0	8.9	2.0
Nov.	5.8	4.1	10.0	2.2
Dis.	3.4	0.8	6.5	0.4
2024				
Jan.	4.0	1.5	4.8	3.5
Feb.	4.4	2.8	6.3	4.2
Mac	2.2	2.9	3.9	6.2
Apr.	2.7	4.4	7.7	7.1
Mei	3.4	3.4	4.3	6.7
Jun ^r	3.2	5.3	8.7	8.2
Jul. ^p	5.2	9.2	7.9	9.0
% Perubahan / % Changes (MoM)				
2023				
Jan.	0.5	-2.4	-3.7	4.2
Feb.	-2.6	-0.7	-2.2	-6.8
Mac	4.3	-1.2	5.8	2.2
Apr.	-1.0	2.7	-1.7	-2.8
Mei	1.7	0.3	7.2	1.4
Jun	0.4	0.9	-6.4	-0.9
Jul.	0.6	-4.0	6.2	1.3
Ogos	1.2	0.1	-0.6	1.4
Sep.	-0.2	-2.2	3.3	0.1
Okt.	-1.2	0.9	-3.8	-2.3
Nov.	0.5	5.6	-0.7	3.4
Dis.	-0.5	1.0	4.0	-0.3
2024				
Jan.	1.1	-1.7	-5.2	7.4
Feb.	-2.3	0.6	-0.8	-6.2
Mac	2.1	-1.1	3.4	4.1
Apr.	-0.6	4.3	1.9	-2.0
Mei	2.3	-0.6	3.8	1.0
Jun ^r	0.3	2.7	-2.4	0.5
Jul. ^p	2.6	-0.5	5.5	2.2

Tahun/ Bulan	Jualan Borong Barangan Isi Rumah	Jualan Borong Jentera, Peralatan dan Bekalan	Lain-lain Pengkhususan Jualan Borong	Perdagangan Borong Tanpa Pengkhususan
Year/ Month	Wholesale of Household Goods	Wholesale of Machinery, Equipment and Supplies	Other Specialised Wholesale	Non-specialised Wholesale Trade
Kod/ Code	464	465	466	469
Wajaran/ Weighted	17.4	12.2	39.0	2.9
2023	Jan. 149.9	120.0	120.4	132.9
	Feb. 146.4	117.2	119.4	129.8
	Mac 151.4	123.3	127.1	138.4
	Apr. 149.1	123.0	126.6	137.5
	Mei 150.0	127.9	128.1	140.8
	Jun 150.2	125.1	133.0	141.3
	Jul. 147.4	121.9	138.0	139.1
	Ogos 150.9	123.5	138.8	137.6
	Sep. 149.9	126.9	136.9	138.7
	Okt. 154.2	124.2	131.5	137.0
	Nov. 151.8	125.1	131.6	138.5
	Dis. 149.2	125.5	130.9	135.6
2024	Jan. 151.0	121.2	131.8	136.3
	Feb. 149.3	115.6	130.5	134.7
	Mac 152.2	120.9	131.0	139.3
	Apr. 150.3	118.6	130.8	141.2
	Mei 155.1	125.1	132.5	145.1
	Jun ^r 154.5	124.5	133.9	148.4
	Jul. ^p 156.9	132.6	137.1	151.6
% Perubahan / % Changes (YoY)				
2023	Jan. 5.0	-7.4	-9.3	0.4
	Feb. 13.0	-1.4	-5.8	2.7
	Mac 13.3	4.0	0.4	8.0
	Apr. 3.3	1.1	0.3	6.0
	Mei 5.8	4.2	1.2	8.7
	Jun 2.5	-1.4	4.7	8.5
	Jul. -0.1	0.9	12.1	7.6
	Ogos 3.2	-0.4	8.5	5.3
	Sep. 2.1	1.7	8.9	5.3
	Okt. 3.0	3.9	6.5	4.5
	Nov. 3.7	3.4	9.9	2.6
	Dis. 3.3	0.1	6.7	1.1
2024	Jan. 0.8	1.0	9.5	2.6
	Feb. 2.0	-1.4	9.3	3.8
	Mac 0.5	-1.9	3.0	0.6
	Apr. 0.8	-3.6	3.3	2.7
	Mei 3.4	-2.2	3.5	3.0
	Jun ^r 2.8	-0.5	0.7	5.0
	Jul. ^p 6.4	8.8	-0.7	9.0
% Perubahan / % Changes (MoM)				
2023	Jan. 3.8	-4.3	-1.9	-0.9
	Feb. -2.3	-2.3	-0.8	-2.3
	Mac 3.4	5.2	6.5	6.6
	Apr. -1.5	-0.2	-0.4	-0.7
	Mei 0.6	4.0	1.2	2.4
	Jun 0.2	-2.2	3.8	0.3
	Jul. -1.8	-2.6	3.8	-1.5
	Ogos 2.4	1.4	0.6	-1.1
	Sep. -0.7	2.7	-1.4	0.8
	Okt. 2.9	-2.1	-3.9	-1.3
	Nov. -1.6	0.7	0.02	1.1
	Dis. -1.7	0.3	-0.5	-2.1
2024	Jan. 1.2	-3.4	0.7	0.6
	Feb. -1.1	-4.7	-1.0	-1.2
	Mac 1.9	4.6	0.4	3.4
	Apr. -1.2	-1.9	-0.1	1.4
	Mei 3.2	5.5	1.3	2.8
	Jun ^r -0.4	-0.5	1.0	2.3
	Jul. ^p 1.6	6.5	2.4	2.2

JADUAL | **6** **NILAI JUALAN PERDAGANGAN RUNCIT MENGIKUT KUMPULAN**
TABLE | **SALES VALUE OF RETAIL TRADE BY GROUP**

Tahun/ Bulan	Jumlah	Jualan Runcit di Kedai Bukan Pengkhususan	Jualan Runcit Makanan, Minuman dan Tembakau di Kedai Pengkhususan	Jualan Runcit di Kedai Khusus yang Menjual Bahan Api Kenderaan	Jualan Runcit di Kedai Khusus yang Menjual Peralatan Komunikasi dan Maklumat	
<i>Year/ Month</i>	<i>Total</i>	<i>Retail Sale in Non-specialised Stores</i>	<i>Retail Sale of Food, Beverages and Tobacco in Specialised Stores</i>	<i>Retail Sale of Automotive Fuel in Specialised Stores</i>	<i>Retail Sale of Information and Communication Equipment in Specialised Stores</i>	
Kod/ Code	47	471	472	473	474	
Jualan / Sales (RM Juta/ million)						
2023	Jan.	59,577	22,723	3,637	5,541	5,002
	Feb.	58,158	22,132	3,607	5,447	4,952
	Mac	58,671	22,354	3,647	5,512	4,986
	Apr.	60,462	23,449	3,749	5,628	4,911
	Mei	58,830	22,488	3,682	5,493	4,990
	Jun	59,404	22,758	3,744	5,597	4,950
	Jul.	59,680	22,689	3,757	5,536	5,014
	Ogos	60,544	22,984	3,795	5,663	4,989
	Sep.	61,070	23,214	3,825	5,561	5,064
	Okt.	60,599	22,936	3,776	5,589	4,993
	Nov.	61,313	23,394	3,829	5,561	4,918
	Dis.	62,443	23,815	3,899	5,622	4,953
2024	Jan.	61,106	23,220	3,860	5,594	4,884
	Feb.	61,532	23,615	3,895	5,633	4,825
	Mac	62,830	24,229	3,961	5,734	4,897
	Apr.	63,790	24,665	4,021	5,903	4,932
	Mei	63,957	24,887	4,037	5,938	4,882
	Jun ^r	64,094	24,762	4,069	5,879	4,868
	Jul. ^p	63,480	24,431	4,000	5,926	5,140
% Perubahan / % Changes (YoY)						
2023	Jan.	21.7	24.6	17.5	45.0	6.4
	Feb.	19.2	21.1	18.4	45.9	8.0
	Mac	17.7	19.8	17.9	38.1	6.3
	Apr.	12.9	18.0	15.1	19.6	-1.1
	Mei	5.0	8.4	10.0	6.0	-2.4
	Jun	5.8	10.9	12.6	8.5	-0.8
	Jul.	5.5	9.0	12.5	5.4	-0.6
	Ogos	6.3	9.2	13.3	8.9	-2.3
	Sep.	5.9	8.9	13.4	5.5	-1.5
	Okt.	3.9	6.1	10.8	4.8	-2.2
	Nov.	4.4	6.5	10.3	2.9	-2.7
	Dis.	5.0	6.3	9.9	2.4	-2.3
2024	Jan.	2.6	2.2	6.2	1.0	-2.4
	Feb.	5.8	6.7	8.0	3.4	-2.6
	Mac	7.1	8.4	8.6	4.0	-1.8
	Apr.	5.5	5.2	7.2	4.9	0.4
	Mei	8.7	10.7	9.6	8.1	-2.2
	Jun ^r	7.9	8.8	8.7	5.0	-1.7
	Jul. ^p	6.4	7.7	6.5	7.1	2.5
% Perubahan / % Changes (MoM)						
2023	Jan.	0.2	1.4	2.5	0.9	-1.3
	Feb.	-2.4	-2.6	-0.8	-1.7	-1.0
	Mac	0.9	1.0	1.1	1.2	0.7
	Apr.	3.1	4.9	2.8	2.1	-1.5
	Mei	-2.7	-4.1	-1.8	-2.4	1.6
	Jun	1.0	1.2	1.7	1.9	-0.8
	Jul.	0.5	-0.3	0.4	-1.1	1.3
	Ogos	1.4	1.3	1.0	2.3	-0.5
	Sep.	0.9	1.0	0.8	-1.8	1.5
	Okt.	-0.8	-1.2	-1.3	0.5	-1.4
	Nov.	1.2	2.0	1.4	-0.5	-1.5
	Dis.	1.8	1.8	1.9	1.1	0.7
2024	Jan.	-2.1	-2.5	-1.0	-0.5	-1.4
	Feb.	0.7	1.7	0.9	0.7	-1.2
	Mac	2.1	2.6	1.7	1.8	1.5
	Apr.	1.5	1.8	1.5	2.9	0.7
	Mei	0.3	0.9	0.4	0.6	-1.0
	Jun ^r	0.2	-0.5	0.8	-1.0	-0.3
	Jul. ^p	-1.0	-1.3	-1.7	0.8	5.6

Tahun/ Bulan	Jualan Runcit di Kedai Khusus yang Menjual Peralatan Lain Isi Rumah	Jualan Runcit di Kedai Khusus yang Menjual Barangan Kesenian dan Rekreasi	Jualan Runcit di Kedai Khusus yang Menjual Barang Lain	Jualan Runcit di Gerai dan Pasar	Jualan Runcit Bukan di Kedai, Gerai atau Pasar	
Year/ Month	Retail Sale of Other Household Equipment in Specialised Stores	Retail Sale of Cultural and Recreation Goods in Specialised Stores	Retail Sale of Other Goods in Specialised Stores	Retail Sale Via Stalls and Markets	Retail Trade Not in Stores, Stalls or Markets	
Kod/ Code	475	476	477	478	479	
Jualan / Sales (RM Juta/ million)						
2023	Jan.	6,976	2,605	12,289	191	614
	Feb.	6,794	2,521	11,908	190	606
	Mac	6,855	2,549	11,968	192	607
	Apr.	6,951	2,529	12,435	196	614
	Mei	6,930	2,594	11,850	193	609
	Jun	6,896	2,636	12,016	195	611
	Jul.	7,013	2,657	12,208	196	609
	Ogos	7,111	2,684	12,501	199	617
	Sep.	7,175	2,697	12,714	197	622
	Okt.	7,204	2,713	12,574	197	618
	Nov.	7,276	2,700	12,813	199	624
	Dis.	7,371	2,727	13,223	202	631
2024	Jan.	7,208	2,634	12,892	195	618
	Feb.	7,064	2,658	13,034	196	612
	Mac	7,184	2,711	13,269	199	645
	Apr.	7,278	2,654	13,481	204	654
	Mei	7,300	2,683	13,367	204	658
	Jun ^r	7,402	2,718	13,528	207	661
	Jul. ^p	7,335	2,761	13,014	209	665
% Perubahan / % Changes (YoY)						
2023	Jan.	10.9	0.4	29.1	19.8	10.9
	Feb.	7.5	-1.2	24.2	21.0	14.0
	Mac	7.8	-0.9	21.9	18.8	18.9
	Apr.	1.5	-2.1	17.4	13.1	8.9
	Mei	-1.9	-0.8	6.0	6.0	2.5
	Jun	-2.1	-0.2	2.7	5.8	2.0
	Jul.	0.2	-0.1	4.6	5.7	0.6
	Ogos	1.9	0.5	5.7	7.1	1.3
	Sep.	2.4	0.5	5.5	5.4	1.2
	Okt.	2.0	1.5	2.2	5.2	0.2
	Nov.	3.7	1.6	3.7	5.8	0.7
	Dis.	5.9	2.5	5.8	6.6	1.1
2024	Jan.	3.3	1.1	4.9	2.0	0.7
	Feb.	4.0	5.4	9.5	3.3	1.0
	Mac	4.8	6.3	10.9	3.2	6.3
	Apr.	4.7	5.0	8.4	4.0	6.4
	Mei	5.3	3.4	12.8	5.9	8.0
	Jun ^r	7.3	3.1	12.6	6.1	8.1
	Jul. ^p	4.6	3.9	6.6	6.5	9.2
% Perubahan / % Changes (MoM)						
2023	Jan.	0.2	-2.1	-1.7	0.9	-1.6
	Feb.	-2.6	-3.2	-3.1	-0.6	-1.3
	Mac	0.9	1.1	0.5	1.2	0.2
	Apr.	1.4	-0.8	3.9	1.7	1.2
	Mei	-0.3	2.6	-4.7	-1.5	-0.8
	Jun	-0.5	1.6	1.4	1.3	0.3
	Jul.	1.7	0.8	1.6	0.3	-0.4
	Ogos	1.4	1.0	2.4	1.5	1.4
	Sep.	0.9	0.5	1.7	-1.1	0.8
	Okt.	0.4	0.6	-1.1	0.2	-0.7
	Nov.	1.0	-0.5	1.9	1.1	0.9
	Dis.	1.3	1.0	3.2	1.5	1.2
2024	Jan.	-2.2	-3.4	-2.5	-3.5	-2.0
	Feb.	-2.0	0.9	1.1	0.7	-1.0
	Mac	1.7	2.0	1.8	1.1	5.4
	Apr.	1.3	-2.1	1.6	2.5	1.3
	Mei	0.3	1.1	-0.8	0.3	0.7
	Jun ^r	1.4	1.3	1.2	1.5	0.4
	Jul. ^p	-0.9	1.6	-3.8	0.7	0.6

Tahun/ Bulan	Jumlah	Jualan Runcit di Kedai Bukan Pengkhususan	Jualan Runcit Makanan, Minuman dan Tembakau di Kedai Pengkhususan	Jualan Runcit di Kedai Khusus yang Menjual Bahan Api Kenderaan	Jualan Runcit di Kedai Khusus yang Menjual Peralatan Komunikasi dan Maklumat	
Year/ Month	Total	Retail Sale in Non-specialised Stores	Retail Sale of Food, Beverages and Tobacco in Specialised Stores	Retail Sale of Automotive Fuel in Specialised Stores	Retail Sale of Information and Communication Equipment in Specialised Stores	
Kod/ Code	47	471	472	473	474	
Wajaran/ Weighted	100.0	33.6	5.5	10.3	9.3	
2023	Jan.	171.0	191.3	183.2	200.0	160.5
	Feb.	166.8	186.8	181.3	196.9	159.8
	Mac	168.6	189.5	183.1	199.4	160.9
	Apr.	173.1	198.7	189.2	203.7	157.8
	Mei	167.9	189.3	185.0	198.9	160.5
	Jun	169.1	191.3	187.5	202.6	159.8
	Jul.	170.3	189.9	187.7	200.0	162.7
	Ogos	172.8	192.6	190.0	204.4	162.5
	Sep.	174.5	193.9	191.4	201.2	164.9
	Okt.	173.3	191.6	189.2	201.4	162.9
	Nov.	174.5	194.9	191.9	200.2	160.6
	Dis.	177.6	198.1	194.2	202.5	161.6
2024	Jan.	173.5	192.7	191.9	201.5	159.0
	Feb.	174.5	196.0	194.0	203.1	157.8
	Mac	177.6	201.5	197.3	206.4	159.4
	Apr.	179.2	205.0	200.4	212.2	162.1
	Mei	179.3	206.4	200.7	213.7	160.4
	Jun ^r	179.8	203.9	201.2	210.2	159.3
	Jul. ^p	178.1	201.5	199.3	211.6	166.9
% Perubahan / % Changes (YoY)						
2023	Jan.	16.2	20.9	13.0	40.6	3.3
	Feb.	14.1	17.9	13.4	42.1	6.7
	Mac	13.8	17.7	13.0	37.3	6.5
	Apr.	10.0	16.2	11.3	20.3	1.1
	Mei	2.4	6.3	6.1	10.1	-1.1
	Jun	2.6	8.4	8.7	12.7	0.5
	Jul.	2.7	6.1	8.5	9.1	1.3
	Ogos	3.8	7.0	9.7	11.7	-0.1
	Sep.	3.8	6.7	10.4	7.8	0.8
	Okt.	2.3	4.6	8.5	6.3	0.3
	Nov.	2.9	5.3	8.7	4.2	-0.4
	Dis.	3.6	5.1	8.1	2.8	-0.1
2024	Jan.	1.4	0.8	4.8	0.7	-1.0
	Feb.	4.6	4.9	7.0	3.2	-1.3
	Mac	5.4	6.3	7.8	3.5	-0.9
	Apr.	3.5	3.2	5.9	4.2	2.7
	Mei	6.8	9.0	8.5	7.5	-0.1
	Jun ^r	6.3	6.6	7.3	3.8	-0.3
	Jul. ^p	4.6	6.1	6.2	5.8	2.6
% Perubahan / % Changes (MoM)						
2023	Jan.	-0.2	1.4	1.9	1.6	-0.7
	Feb.	-2.5	-2.3	-1.0	-1.6	-0.4
	Mac	1.1	1.4	1.0	1.3	0.6
	Apr.	2.7	4.8	3.3	2.1	-1.9
	Mei	-3.0	-4.7	-2.2	-2.3	1.7
	Jun	0.7	1.0	1.3	1.8	-0.4
	Jul.	0.7	-0.7	0.1	-1.2	1.8
	Ogos	1.5	1.4	1.2	2.2	-0.1
	Sep.	0.9	0.7	0.8	-1.6	1.5
	Okt.	-0.7	-1.2	-1.1	0.1	-1.2
	Nov.	0.7	1.7	1.4	-0.6	-1.4
	Dis.	1.8	1.6	1.2	1.1	0.7
2024	Jan.	-2.3	-2.7	-1.2	-0.5	-1.6
	Feb.	0.6	1.7	1.1	0.8	-0.7
	Mac	1.8	2.8	1.7	1.7	1.0
	Apr.	0.9	1.8	1.6	2.8	1.7
	Mei	0.1	0.6	0.1	0.7	-1.1
	Jun ^r	0.3	-1.2	0.2	-1.7	-0.6
	Jul. ^p	-1.0	-1.2	-0.9	0.6	4.7

Tahun/ Bulan	Jualan Runcit di Kedai Khusus yang Menjual Peralatan Lain Isi Rumah	Jualan Runcit di Kedai Khusus yang Menjual Barangan Kesenian dan Rekreasi	Jualan Runcit di Kedai Khusus yang Menjual Barang Lain	Jualan Runcit di Gerai dan Pasar	Jualan Runcit Bukan di Kedai, Gerai atau Pasar
Year/ Month	Retail Sale of Other Household Equipment in Specialised Stores	Retail Sale of Cultural and Recreation Goods in Specialised Stores	Retail Sale of Other Goods in Specialised Stores	Retail Sale Via Stalls and Markets	Retail Trade Not in Stores, Stalls or Markets
Kod/ Code	475	476	477	478	479
Wajaran/ Weighted	15.2	4.8	20.0	0.3	1.0
2023					
Jan.	136.8	144.4	178.6	186.8	204.2
Feb.	132.4	139.6	172.9	185.1	200.9
Mac	133.9	142.2	174.2	187.1	201.6
Apr.	135.7	141.2	180.4	190.5	204.0
Mei	135.4	143.7	171.0	187.2	201.9
Jun	134.8	145.4	172.7	189.7	202.4
Jul.	137.2	146.6	175.2	190.0	201.5
Ogos	139.3	148.2	178.8	192.8	204.4
Sep.	140.3	149.6	181.4	190.7	205.9
Okt.	141.0	150.6	179.8	191.0	205.5
Nov.	142.3	149.8	181.2	193.1	206.8
Dis.	144.3	151.4	186.1	195.5	208.7
2024					
Jan.	141.4	146.5	181.3	189.2	204.0
Feb.	138.1	148.3	183.2	190.3	200.4
Mac	140.4	151.8	185.2	192.2	211.6
Apr.	142.2	147.3	185.4	196.4	214.2
Mei	142.6	149.5	184.4	196.8	215.1
Jun ^r	144.1	150.1	187.5	199.5	215.4
Jul. ^p	143.0	151.7	181.5	200.8	217.0
% Perubahan / % Changes (YoY)					
2023					
Jan.	9.0	-2.4	27.7	20.4	6.1
Feb.	5.8	-4.0	20.9	20.5	10.0
Mac	6.9	-2.3	20.3	15.7	15.3
Apr.	0.8	-2.8	15.8	10.0	7.4
Mei	-3.4	-1.6	4.0	3.2	1.4
Jun	-3.4	-1.7	0.7	3.4	0.6
Jul.	-0.8	-1.4	2.2	3.4	-0.9
Ogos	1.7	-0.4	3.2	4.7	-0.3
Sep.	1.9	0.5	3.0	3.2	-0.5
Okt.	1.5	2.0	0.4	3.2	-0.9
Nov.	3.4	2.4	1.1	4.2	-0.4
Dis.	5.9	2.6	2.5	5.1	-0.1
2024					
Jan.	3.3	1.4	1.5	1.3	-0.1
Feb.	4.3	6.2	5.9	2.8	-0.2
Mac	4.9	6.8	6.3	2.7	5.0
Apr.	4.8	4.4	2.8	3.1	5.0
Mei	5.4	4.0	7.9	5.1	6.5
Jun ^r	6.9	3.2	8.6	5.2	6.4
Jul. ^p	4.2	3.5	3.6	5.7	7.7
% Perubahan / % Changes (MoM)					
2023					
Jan.	0.5	-2.1	-1.6	0.5	-2.2
Feb.	-3.2	-3.4	-3.2	-0.9	-1.6
Mac	1.1	1.8	0.7	1.1	0.3
Apr.	1.4	-0.7	3.5	1.8	1.2
Mei	-0.2	1.8	-5.2	-1.7	-1.0
Jun	-0.4	1.2	1.0	1.3	0.2
Jul.	1.8	0.8	1.4	0.1	-0.4
Ogos	1.5	1.1	2.1	1.5	1.4
Sep.	0.8	0.9	1.4	-1.1	0.7
Okt.	0.5	0.7	-0.9	0.2	-0.2
Nov.	0.9	-0.5	0.8	1.1	0.6
Dis.	1.4	1.0	2.7	1.2	0.9
2024					
Jan.	-2.0	-3.2	-2.6	-3.2	-2.2
Feb.	-2.3	1.2	1.1	0.6	-1.8
Mac	1.7	2.4	1.1	1.0	5.6
Apr.	1.3	-2.9	0.1	2.2	1.2
Mei	0.3	1.4	-0.5	0.2	0.4
Jun ^r	1.0	0.4	1.7	1.3	0.2
Jul. ^p	-0.8	1.1	-3.2	0.6	0.8

Tahun/ Bulan	Jumlah	Jualan Kenderaan Bermotor	Penyelenggaraan dan Pembaikan Kenderaan Bermotor	Jualan Komponen dan Aksesori Kenderaan Bermotor	Jualan, Penyelenggaraan dan Pembaikan Motosikal	
Year/ Month	Total	Sales of Motor Vehicles	Maintenance and Repair of Motor Vehicles	Sale of Motor Vehicles Parts and Accessories	Sale, Maintenance and Repair of Motorcycles	
Kod/ Code	45	451	452	453	454	
Jualan / Sales (RM Juta/ million)						
2023	Jan.	15,179	7,662	2,231	4,239	1,047
	Feb.	16,485	8,830	2,255	4,290	1,110
	Mac	18,229	10,269	2,300	4,371	1,288
	Apr.	14,623	6,829	2,358	4,468	969
	Mei	16,997	8,932	2,375	4,503	1,186
	Jun	16,677	8,512	2,429	4,594	1,142
	Jul.	16,919	8,776	2,434	4,612	1,097
	Ogos	18,122	9,935	2,478	4,686	1,023
	Sep.	17,466	9,448	2,453	4,629	935
	Okt.	18,375	10,261	2,465	4,648	1,001
	Nov.	18,072	9,973	2,473	4,657	969
	Dis.	18,562	10,442	2,495	4,690	935
2024	Jan.	17,615	9,262	2,507	4,741	1,104
	Feb.	17,371	8,845	2,573	4,879	1,074
	Mac	18,813	9,978	2,632	4,977	1,227
	Apr.	17,270	8,641	2,666	4,996	967
	Mei	18,782	9,928	2,679	5,041	1,133
	Jun ^r	17,009	8,220	2,671	5,016	1,101
	Jul. ^p	18,988	10,004	2,690	5,056	1,238
% Perubahan / % Changes (YoY)						
2023	Jan.	20.1	25.0	16.8	15.9	12.1
	Feb.	32.3	42.4	21.2	22.6	24.4
	Mac	9.3	3.8	20.9	20.2	3.2
	Apr.	-5.1	-17.3	20.5	17.4	-29.8
	Mei	22.0	29.8	20.4	17.7	-5.0
	Jun	3.4	-3.8	20.0	18.3	-16.6
	Jul.	19.9	25.9	18.3	17.3	-4.9
	Ogos	9.7	6.2	21.6	20.7	-17.6
	Sep.	7.0	3.8	18.6	17.2	-22.5
	Okt.	19.1	24.6	17.7	16.1	-8.0
	Nov.	12.7	13.5	16.3	14.5	-8.1
	Dis.	5.9	4.4	12.3	10.9	-13.7
2024	Jan.	16.0	20.9	12.4	11.9	5.4
	Feb.	5.4	0.2	14.1	13.7	-3.2
	Mac	3.2	-2.8	14.4	13.8	-4.7
	Apr.	18.1	26.5	13.1	11.8	-0.2
	Mei	10.5	11.1	12.8	11.9	-4.5
	Jun ^r	2.0	-3.4	10.0	9.2	-3.5
	Jul. ^p	12.2	14.0	10.5	9.6	12.9
% Perubahan / % Changes (MoM)						
2023	Jan.	-13.4	-23.4	0.4	0.3	-3.3
	Feb.	8.6	15.2	1.1	1.2	6.0
	Mac	10.6	16.3	2.0	1.9	16.0
	Apr.	-19.8	-33.5	2.5	2.2	-24.8
	Mei	16.2	30.8	0.7	0.8	22.5
	Jun	-1.9	-4.7	2.3	2.0	-3.8
	Jul.	1.5	3.1	0.2	0.4	-3.9
	Ogos	7.1	13.2	1.8	1.6	-6.7
	Sep.	-3.6	-4.9	-1.0	-1.2	-8.6
	Okt.	5.2	8.6	0.5	0.4	7.0
	Nov.	-1.6	-2.8	0.3	0.2	-3.2
	Dis.	2.7	4.7	0.9	0.7	-3.5
2024	Jan.	-5.1	-11.3	0.5	1.1	18.1
	Feb.	-1.4	-4.5	2.6	2.9	-2.7
	Mac	8.3	12.8	2.3	2.0	14.2
	Apr.	-8.2	-13.4	1.3	0.4	-21.2
	Mei	8.8	14.9	0.5	0.9	17.2
	Jun ^r	-9.4	-17.2	-0.3	-0.5	-2.8
	Jul. ^p	11.6	21.7	0.7	0.8	12.4

Tahun/ Bulan	Jumlah	Jualan Kenderaan Bermotor	Penyelenggaraan dan Pembaikan Kenderaan Bermotor	Jualan Komponen dan Aksesori Kenderaan Bermotor	Jualan, Penyelenggaraan dan Pembaikan Motosikal	
<i>Year/ Month</i>	<i>Total</i>	<i>Sales of Motor Vehicles</i>	<i>Maintenance and Repair of Motor Vehicles</i>	<i>Sale of Motor Vehicles Parts and Accessories</i>	<i>Sale, Maintenance and Repair of Motorcycles</i>	
Kod/ Code	45	451	452	453	454	
Wajaran/ Weighted	100.0	59.5	10.3	22.0	8.3	
2023	Jan.	117.6	109.4	124.3	144.6	91.1
	Feb.	126.9	125.7	125.3	146.5	97.2
	Mac	139.8	146.7	127.2	149.3	113.5
	Apr.	110.2	97.3	128.9	152.3	84.3
	Mei	127.9	129.5	129.6	153.7	102.8
	Jun	125.3	125.3	132.8	156.6	98.6
	Jul.	127.4	129.2	132.5	156.9	94.8
	Ogos	136.1	142.4	134.2	159.3	88.2
	Sep.	130.7	133.8	132.4	157.0	80.2
	Okt.	136.6	145.5	132.7	157.6	85.9
	Nov.	134.2	141.2	133.0	157.6	83.0
	Dis.	138.2	148.1	134.0	159.0	80.1
2024	Jan.	131.8	131.2	134.0	160.8	94.2
	Feb.	130.2	125.4	136.4	164.6	91.2
	Mac	140.2	141.7	138.4	168.1	104.8
	Apr.	129.1	122.2	139.0	168.3	82.3
	Mei	140.1	142.8	138.6	170.0	96.4
	Jun ^r	126.9	120.0	138.1	169.3	93.4
	Jul. ^p	141.1	146.3	138.6	170.3	104.4
% Perubahan / % Changes (YoY)						
2023	Jan.	9.2	16.4	9.5	8.4	-7.3
	Feb.	20.9	32.0	13.8	14.8	3.6
	Mac	5.6	0.02	13.8	14.1	-8.5
	Apr.	-9.0	-21.2	13.9	13.4	-35.5
	Mei	18.0	27.7	14.0	13.9	-13.2
	Jun	3.1	-1.2	13.6	14.2	-21.2
	Jul.	20.4	30.7	11.9	12.8	-7.5
	Ogos	8.7	8.8	15.1	17.4	-16.9
	Sep.	5.9	4.0	12.9	14.6	-22.9
	Okt.	15.8	24.0	12.4	14.3	-11.1
	Nov.	10.5	13.0	11.5	12.7	-9.3
	Dis.	3.9	4.1	7.2	9.5	-14.5
2024	Jan.	12.1	19.9	7.8	11.2	3.3
	Feb.	2.6	-0.3	8.9	12.4	-6.2
	Mac	0.3	-3.4	8.8	12.6	-7.7
	Apr.	17.1	25.7	7.8	10.5	-2.5
	Mei	9.6	10.3	7.0	10.6	-6.1
	Jun ^r	1.2	-4.2	4.0	8.1	-5.2
	Jul. ^p	10.8	13.2	4.6	8.5	10.2
% Perubahan / % Changes (MoM)						
2023	Jan.	-11.6	-23.1	-0.6	-0.3	-2.7
	Feb.	7.9	14.9	0.8	1.3	6.7
	Mac	10.2	16.6	1.6	1.9	16.7
	Apr.	-21.2	-33.7	1.3	2.0	-25.7
	Mei	16.0	33.1	0.5	0.9	21.8
	Jun	-2.0	-3.2	2.5	1.9	-4.1
	Jul.	1.7	3.1	-0.2	0.2	-3.9
	Ogos	6.8	10.3	1.3	1.5	-7.0
	Sep.	-3.9	-6.1	-1.4	-1.5	-9.1
	Okt.	4.5	8.8	0.2	0.4	7.2
	Nov.	-1.7	-3.0	0.3	0.02	-3.4
	Dis.	2.9	4.9	0.7	0.8	-3.5
2024	Jan.	-4.6	-11.4	0.02	1.1	17.6
	Feb.	-1.2	-4.4	1.8	2.4	-3.1
	Mac	7.6	12.9	1.5	2.1	14.9
	Apr.	-7.9	-13.7	0.4	0.1	-21.5
	Mei	8.5	16.8	-0.3	1.0	17.3
	Jun ^r	-9.4	-16.0	-0.4	-0.4	-3.1
	Jul. ^p	11.2	21.9	0.4	0.6	11.8

Tahun/ Bulan	Indeks Harga Pengguna	Kadar Penyertaan Tenaga Buruh (%)	Kadar Pengangguran (%)	Eksport (RM Juta)	Import (RM Juta)	
Year/ Month	Consumer Price Index	Labour Force Participation Rate (%)	Unemployment Rate (%)	Export (RM Million)	Import (RM Million)	
2023	Jan.	129.5	69.8	3.6	112,666	94,508
	Feb.	129.8	69.9	3.5	112,682	92,703
	Mac	129.9	69.9	3.5	129,745	104,469
	Apr.	130.0	70.0	3.5	105,166	93,821
	Mei	130.2	70.0	3.5	119,516	104,105
	Jun	130.4	70.0	3.4	123,942	94,875
	Jul.	130.5	70.1	3.4	116,765	99,458
	Ogos	130.7	70.1	3.4	115,181	97,850
	Sep.	130.8	70.1	3.4	124,334	99,937
	Okt.	130.9	70.1	3.4	126,152	113,187
	Nov.	130.9	70.1	3.3	121,604	109,501
	Dis.	131.2	70.2	3.3	118,447	106,631
2024	Jan.	131.4	70.2	3.3	122,410	112,238
	Feb.	132.1	70.2	3.3	111,357	100,116
	Mac	132.2	70.3	3.3	128,565	115,845
	Apr.	132.4	70.3	3.3	114,695	106,954
	Mei	132.8	70.3	3.3	128,037	118,083
	Jun ^r	133.0	70.4	3.3	126,017	111,740
	Jul. ^p	133.1	n.a	n.a	131,147	124,731
% Perubahan / % Changes (YoY)						
2023	Jan.	3.7	0.7	-0.6	1.4	1.8
	Feb.	3.7	0.8	-0.6	10.8	12.2
	Mac	3.4	0.7	-0.6	-1.3	-0.7
	Apr.	3.3	0.6	-0.4	-17.5	-9.9
	Mei	2.8	0.5	-0.4	-0.9	-3.4
	Jun	2.4	0.5	-0.4	-14.1	-21.7
	Jul.	2.0	0.5	-0.3	-13.1	-16.1
	Ogos	2.0	0.4	-0.3	-18.6	-21.2
	Sep.	1.9	0.4	-0.2	-13.8	-11.1
	Okt.	1.8	0.4	-0.2	-4.4	-0.3
	Nov.	1.5	0.3	-0.3	-6.2	1.5
	Dis.	1.5	0.4	-0.3	-10.0	2.9
2024	Jan.	1.5	0.4	-0.3	8.6	18.8
	Feb.	1.8	0.3	-0.2	-1.2	8.0
	Mac	1.8	0.4	-0.2	-0.9	10.9
	Apr.	1.8	0.3	-0.2	9.1	14.0
	Mei	2.0	0.3	-0.2	7.1	13.4
	Jun ^r	2.0	0.4	-0.1	1.7	17.8
	Jul. ^p	2.0	n.a	n.a	12.3	25.4
% Perubahan / % Changes (MoM)						
2023	Jan.	0.2	0.0	0.0	-14.4	-8.8
	Feb.	0.2	0.1	-0.1	0.01	-1.9
	Mac	0.1	0.0	0.0	15.1	12.7
	Apr.	0.1	0.1	0.0	-18.9	-10.2
	Mei	0.2	0.0	0.0	13.6	11.0
	Jun	0.2	0.0	-0.1	3.7	-8.9
	Jul.	0.1	0.1	0.0	-5.8	4.8
	Ogos	0.2	0.0	0.0	-1.4	-1.6
	Sep.	0.1	0.0	0.0	7.9	2.1
	Okt.	0.1	0.0	0.0	1.5	13.3
	Nov.	0.0	0.0	-0.1	-3.6	-3.3
	Dis.	0.2	0.1	0.0	-2.6	-2.6
2024	Jan.	0.2	0.0	0.0	3.3	5.3
	Feb.	0.5	0.0	0.0	-9.0	-10.8
	Mac	0.1	0.1	0.0	15.5	15.7
	Apr.	0.2	0.0	0.0	-10.8	-7.7
	Mei	0.3	0.0	0.0	11.6	10.4
	Jun ^r	0.2	0.1	0.0	-1.6	-5.4
	Jul. ^p	0.1	n.a	n.a	4.1	11.6

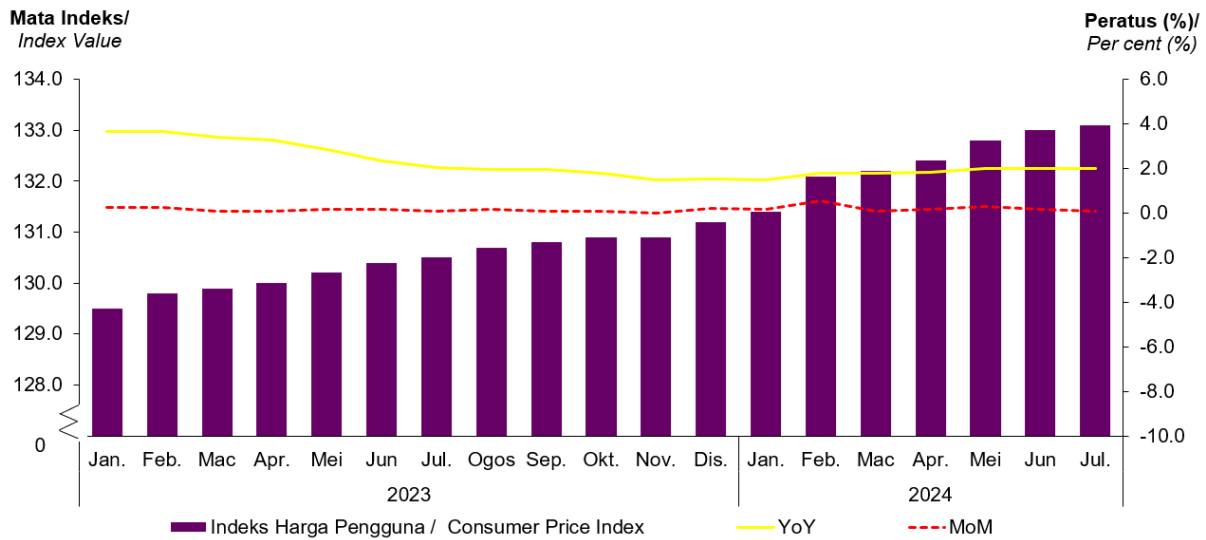
Tahun/ Bulan		MALAYSIA	HONG KONG	SINGAPURA	INDONESIA	UNITED KINGDOM	THAILAND	REPUBLIK KOREA
Year/ Month		MALAYSIA	HONG KONG	SINGAPORE	INDONESIA	UNITED KINGDOM	THAILAND	REPUBLIC OF KOREA
2023	Jan.	171.0	124.3	113.9	208.2	88.7	115.1	103.5
	Feb.	166.8	112.9	92.6	201.2	90.8	111.7	95.1
	Mac	168.6	113.1	103.4	215.3	92.7	125.3	107.0
	Apr.	173.1	116.3	101.4	242.9	95.7	106.0	102.8
	Mei	167.9	115.2	105.0	223.5	96.7	118.2	107.4
	Jun	169.1	110.6	100.9	222.9	96.5	111.8	104.7
	Jul.	170.3	110.6	103.9	203.3	97.1	111.2	101.7
	Ogos	172.8	108.8	105.3	204.1	93.6	111.1	100.6
	Sep.	174.5	106.6	102.8	201.1	91.4	112.0	105.0
	Okt.	173.3	113.4	105.8	207.5	96.6	127.5	103.7
	Nov.	174.5	114.0	109.2	207.9	109.9	125.6	106.8
	Dis.	177.6	121.4	124.8	218.1	112.5	133.1	107.9
2024	Jan.	173.5	122.8	110.2	210.5	88.4	123.9	100.1
	Feb.	174.5	113.5	100.0	214.1	90.5	114.6	95.9
	Mac	177.6	103.3	104.4	235.4	94.0	122.3	103.4
	Apr.	179.2	97.1	95.1	236.3	92.5	135.7	100.7
	Mei	179.3	100.6	102.9	228.1	98.4	134.8	104.4
	Jun ^r	179.8	98.2	96.6	229.0	95.9	125.9	100.9
	Jul. ^p	178.1	95.9	100.1	212.0	98.8	n.a	99.6
% Perubahan / % Changes (YoY)								
2023	Jan.	16.2	5.1	-1.7	-0.7	-5.7	11.1	-4.1
	Feb.	14.1	29.6	8.3	0.6	-4.2	2.3	0.0
	Mac	13.8	39.1	2.4	4.9	-4.4	-2.3	-0.4
	Apr.	10.0	13.1	2.1	1.5	-4.0	2.0	-2.2
	Mei	2.4	16.5	0.3	-4.5	-2.5	2.8	-1.2
	Jun	2.6	17.4	1.6	7.9	-2.0	1.2	1.4
	Jul.	2.7	14.1	0.2	1.5	-3.2	3.6	-2.0
	Ogos	3.8	11.0	2.9	1.1	-1.6	-1.2	-4.7
	Sep.	3.8	10.0	-0.2	1.5	-1.6	2.3	-2.0
	Okt.	2.3	2.9	-2.6	2.4	-2.6	16.9	-4.5
	Nov.	2.9	12.4	-0.5	2.1	0.4	8.8	-0.1
	Dis.	3.6	4.8	-4.4	0.2	-3.9	12.1	-0.7
2024	Jan.	1.4	-1.2	-3.2	1.1	-0.3	7.6	-3.3
	Feb.	4.6	0.5	8.0	6.4	-0.3	2.6	0.8
	Mac	5.4	-8.7	1.0	9.3	1.4	-2.4	-3.4
	Apr.	3.5	-16.5	-6.2	-2.7	-3.3	28.0	-2.0
	Mei	6.8	-12.7	-2.0	2.1	1.8	14.0	-2.8
	Jun ^r	6.3	-11.2	-4.3	2.7	-0.6	12.6	-3.6
	Jul. ^p	4.6	-13.3	-3.7	4.3	1.8	n.a	-2.1
% Perubahan / % Changes (MoM)								
2023	Jan.	-0.2	7.3	-12.8	-4.4	-24.3	-3.0	-4.8
	Feb.	-2.5	-9.2	-18.7	-3.4	2.4	-3.0	-8.1
	Mac	1.1	0.2	11.7	7.0	2.1	12.2	12.5
	Apr.	2.7	2.8	-1.9	12.8	3.2	-15.4	-3.9
	Mei	-3.0	-0.9	3.6	-8.0	1.0	11.5	4.5
	Jun	0.7	-4.0	-3.9	-0.3	-0.2	-5.4	-2.5
	Jul.	0.7	0.0	3.0	-8.8	0.6	-0.5	-2.9
	Ogos	1.5	-1.6	1.3	0.4	-3.6	-0.1	-1.1
	Sep.	0.9	-2.0	-2.4	-1.5	-2.4	0.8	4.4
	Okt.	-0.7	6.4	2.9	3.2	5.7	13.8	-1.2
	Nov.	0.7	0.5	3.2	0.2	13.8	-1.5	3.0
	Dis.	1.8	6.5	14.3	4.9	2.4	6.0	1.0
2024	Jan.	-2.3	1.2	-11.7	-3.5	-21.4	-6.9	-7.2
	Feb.	0.6	-7.6	-9.3	1.7	2.4	-7.5	-4.2
	Mac	1.8	-9.0	4.4	9.9	3.9	6.7	7.8
	Apr.	0.9	-6.0	-8.9	0.4	-1.6	11.0	-2.6
	Mei	0.1	3.6	8.2	-3.5	6.4	-0.7	3.7
	Jun ^r	0.3	-2.4	-6.1	0.4	-2.5	-6.6	-3.4
	Jul. ^p	-1.0	-2.3	3.6	-7.4	3.0	n.a	-1.3

Muka surat ini sengaja dibiarkan kosong.
This page is deliberately left blank.

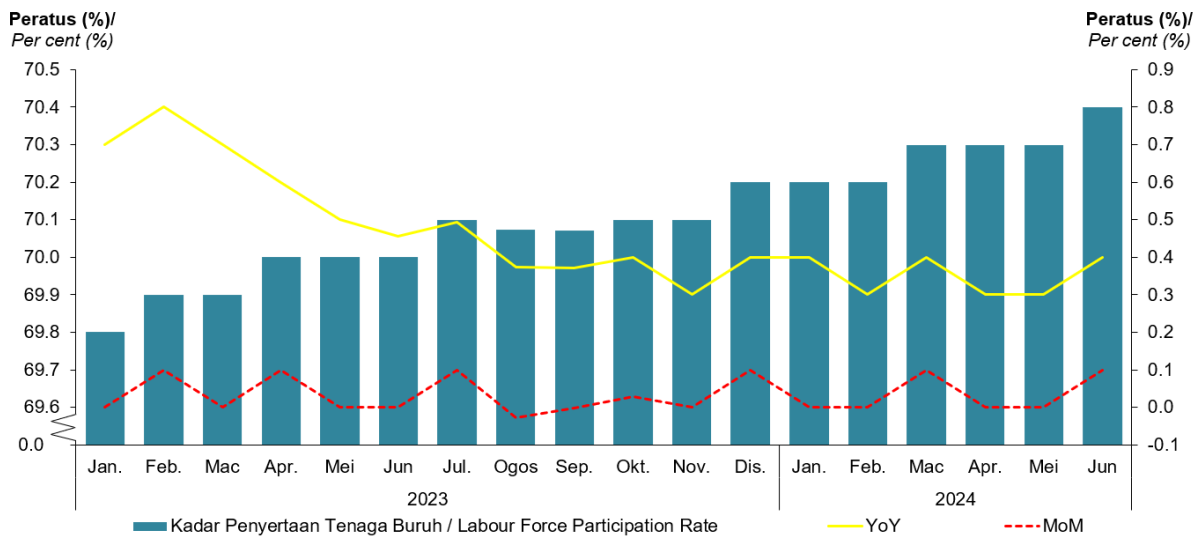
INDIKATOR TAMBAHAN
ADDITIONAL INDICATORS

Muka surat ini sengaja dibiarkan kosong.
This page is deliberately left blank.

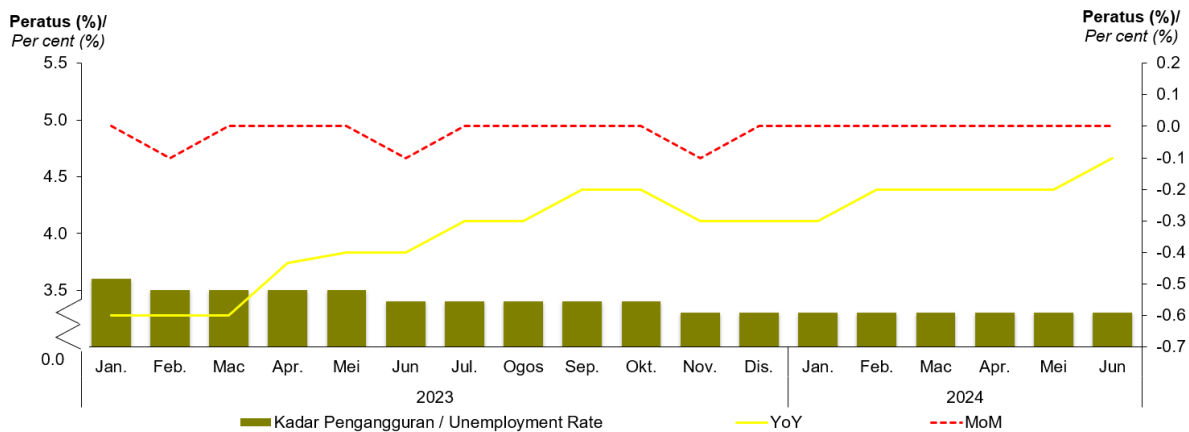
Carta 16: Indeks Harga Pengguna, Januari 2023 - Julai 2024
Chart 16: Consumer Price Index, January 2023 - July 2024



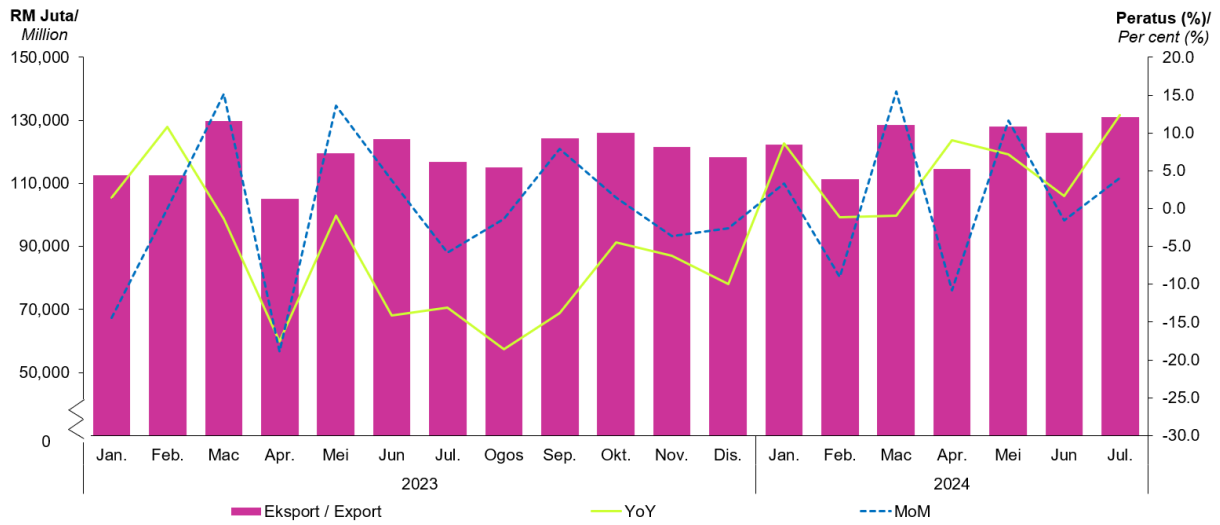
Carta 17: Kadar Penyertaan Tenaga Buruh, Januari 2023 - Jun 2024
Chart 17: Labour Force Participation Rate, January 2023 - June 2024



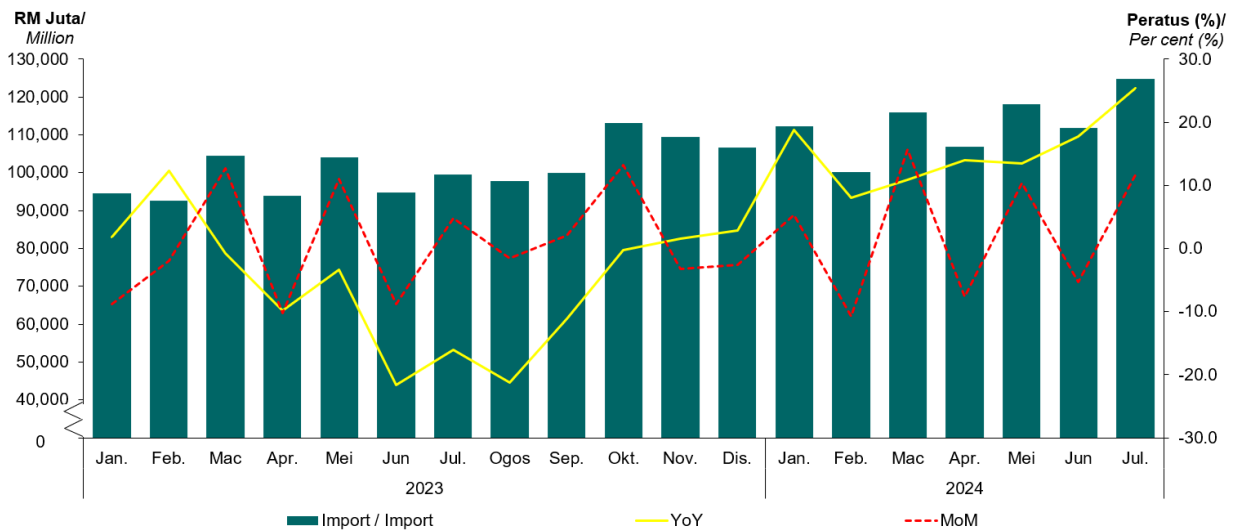
Carta 18: Kadar Pengangguran, Januari 2023 - Jun 2024
Chart 18: Unemployment Rate, January 2023 - June 2024



Carta 19: Eksport Malaysia, Januari 2023 - Julai 2024
Chart 19: Malaysia Export, January 2023 - July 2024



Carta 20: Import Malaysia, Januari 2023 - Julai 2024
Chart 20: Malaysia Import, January 2023 - July 2024



NOTA TEKNIKAL
TECHNICAL NOTES

Muka surat ini sengaja dibiarkan kosong.
This page is deliberately left blank.

NOTA TEKNIKAL

1. PENDAHULUAN

Data dalam penerbitan ini dikumpul melalui Survei Perdagangan Borong & Runcit Bulanan yang merangkumi sektor Perdagangan Borong dan Runcit bermula pada Januari 2014;

Walau bagaimanapun, untuk tujuan penerbitan ini, statistik yang dilaporkan adalah bermula tahun 2022.

2. OBJEKTIF

Penerbitan ini membentangkan maklumat nilai jualan dalam sektor Perdagangan Borong dan Runcit. Survei yang dijalankan ini adalah untuk:

- Menyediakan indikator jangka pendek sektor Perdagangan Borong dan Runcit;
- Menyediakan input dalam penyusunan Indeks Perdagangan Borong dan Runcit bulanan;
- Menyediakan maklumat bagi penyusunan Keluaran Dalam Negeri Kasar Suku Tahunan; dan
- Membantu pihak kerajaan dan organisasi lain termasuk komuniti perniagaan dalam merancang dan membuat keputusan berdasarkan fakta.

3. SKOP DAN LIPUTAN

Survei ini meliputi semua pertubuhan yang berdaftar dengan badan-badan kawal selia yang terlibat dalam Perkhidmatan Perdagangan Borong & Runcit.

4. KONSEP DAN DEFINISI

Klasifikasi industri adalah berasaskan kepada Piawaian Klasifikasi Industri Malaysia 2008 Ver.1.0. Klasifikasi yang diguna pakai adalah selaras dengan *International Standard Industrial Classification All Economic Activities, Revision 4, United Nations Statistics Division*. Manakala, perdagangan borong dan runcit yang digunapakai dalam penerbitan ini berasaskan kepada saranan di dalam Manual *International Recommendations for Distributive Trade Statistics 2008* (IRDTS 2008) yang diterbitkan oleh *United Nations Statistics Division*. Definisi tersebut adalah termasuk aktiviti berikut:

4.1 Perdagangan Borong & Runcit

4.1.1 Perdagangan Borong

Merujuk kepada penjualan semula (tanpa pengubahsuaian) barangan baharu dan barang yang telah digunakan kepada peruncit, pengguna perindustrian, perdagangan, institusi atau profesional; atau kepada pemborong lain; atau menjual dagangan kepada orang atau syarikat berkenaan.

Pemborong selalunya memasang, memilih dan mengklasifikasikan barang dalam lot-lot besar; memecahkan muatan yang besar, membungkus semula dan membotol (kecuali bekas yang kedap udara) dan membahagi semula kepada lot-lot kecil; menyimpan, menyejuk, menghantar dan memasang barang dan juga turut serta dalam promosi jualan untuk pelanggan dan rekabentuk label.

4.1.2 Perdagangan Runcit

Merujuk kepada penjualan semula (jualan tanpa pengubahsuaian) barang baharu dan terpakai kepada orang awam untuk kegunaan peribadi atau isi rumah.

4.1.3 Kenderaan Bermotor

Merujuk kepada jualan secara borong dan runcit kenderaan bermotor dan motosikal, sama ada baharu atau terpakai, jualan alat-alat ganti dan aksesori kenderaan, penyelenggaraan dan pembaikan kenderaan bermotor dan motosikal termasuk mencuci, mengilap serta agen komisen.

4.2 Indeks Volum Perdagangan Borong & Runcit

4.2.1 Jenis Indeks Volum

Indeks Volum Perdagangan Borong & Runcit diukur pada tempoh rujukan berbanding tahun asas, (2015=100).

5. UNIT MELAPOR

Survei ini dilaksanakan dengan menggunakan pendekatan **pertubuhan**. Pertubuhan ditakrifkan sebagai "satu unit ekonomi yang bergiat di bawah satu aktiviti, di bawah penguasaan tunggal yang sah dan beroperasi di satu lokasi fizikal". Setiap pertubuhan diberikan klasifikasi industri yang berdasarkan aktiviti utama dan bukannya mengikut syarikat induk.

6. NILAI JUALAN

Definisi ini terpakai kepada **Perdagangan Borong & Runcit**.

Nilai jualan merujuk kepada:

- (a) nilai semua **barang** di mana hak milik atau hak mutlak untuk penggunaan telah dipindahkan kepada orang lain dengan tujuan barang itu akan dibeli akhirnya; dan
- (b) nilai **perkhidmatan** yang diberikan dalam tempoh laporan tanpa mengambil kira masa dan cara pembayaran dibuat.

Nilai jualan dalam survei ini merujuk kepada **jumlah bayaran** yang dibayar oleh pelanggan-pelanggan. Ia termasuk:

- (a) harga jualan;
- (b) caj-caj pinjaman kewangan, pengiriman dan pemasangan, jika perkhidmatan ini diberikan oleh pertubuhan yang diliputi.

7. KUASA PERUNDANGAN

Maklumat yang dikumpul adalah mengikut peruntukan **Akta Perangkaan 1965 (Disemak 1989)**. Seksyen 5 di bawah Akta ini menghendaki mana-mana pertubuhan yang beroperasi di Malaysia untuk memberikan maklumat sebenar atau anggaran terbaik kepada Jabatan. Mengikut Akta ini, kandungan soal selidik adalah **sulit** dan hanya angka agregat diterbitkan. Sementara itu, Seksyen 7 di bawah Akta yang sama memperuntukkan denda kepada responden yang gagal memberi kerjasama kepada survei yang dijalankan.

8. POLISI PINDAAN

- Bagi data bulanan, perubahan tertakluk kepada sumber data, semakan adalah $t-1$ di mana t merujuk kepada bulan semasa.
- Bagi data suku tahunan, perubahan tertakluk kepada sumber data, semakan adalah $t-1$ di mana t merujuk kepada suku tahun semasa.
- Bagi data tahunan, perubahan tertakluk kepada sumber data, semakan adalah $t-3$ di mana t merujuk kepada tahun semasa.

9. METODOLOGI

9.1. Populasi

Semua pertubuhan meliputi 179 industri (5 digit) berasaskan kod Piawaian Klasifikasi Industri Malaysia 2008 Ver 1.0.

9.2. Rangka pensampelan

Berdasarkan populasi yang telah dikenal pasti, pertubuhan yang beroperasi sehingga Disember 2022 disenaraikan sebagai rangka pensampelan.

9.3. Reka bentuk pensampelan

Reka bentuk pensampelan bagi survei ini adalah pensampelan rawak strata satu peringkat. Kategori industri di peringkat nasional telah diklasifikasikan sebagai strata manakala pertubuhan sebagai unit pensampelan.

Setiap strata (industri) telah dibentuk kepada empat substrata untuk memastikan sampel yang diagihkan mengambil kira ciri-ciri ekonomi industri tersebut. Substrata utama bersifat heterogen diliputi secara liputan penuh. Manakala, sub strata selainnya bersifat homogen, disampelkan.

Substrata utama meliputi pertubuhan kategori besar yang mempunyai hasil yang signifikan dalam industri liputan manakala bagi substrata kedua hingga keempat dibentuk berdasarkan Kaedah *Cumulative Square Root Frequency*. Kaedah ini membentuk sempadan bagi setiap substrata.

9.4. Saiz sampel

Statistik utama yang digunakan untuk penganggaran saiz sampel adalah jumlah hasil. Formula yang digunakan dalam penganggaran saiz sampel bagi strata adalah seperti berikut:

di mana;

n	=	Saiz sampel
N_i	=	Saiz populasi bagi strata i
S_i^2	=	Varian bagi strata i
V	=	Varian sasaran

$$V = RSE^2 \cdot \left(\frac{\hat{Y}_i}{Z} \right)^2$$

di mana;

\hat{Y}_i	=	Jumlah nilai hasil bagi strata i
RSE	=	Ralat piawai relatif
Z	=	Nilai aras keyakinan

Sampel akan diagihkan kepada sub strata dalam industri liputan dengan menggunakan kaedah *Neyman Allocation* seperti berikut:

$$n_{hi} = \left(\frac{N_h S_h}{\sum N_h S_h} \right) n_i$$

$$h = 2, 3 \text{ dan } 4$$

$$i = 1, 2, \dots, k$$

di mana;

n_{hi}	=	Saiz sampel bagi substrata h dalam strata i
N_h	=	Saiz populasi bagi substrata h
S_h	=	Sisihan piawai bagi substrata h
n_i	=	Saiz sampel bagi strata i
h	=	Substrata
i	=	Strata

Pertubuhan kategori besar diliputi sepenuhnya, manakala pertubuhan bagi substrata kedua hingga keempat dipilih secara rawak mengikut kaedah pensampelan bersistematik.

9.5. Wajaran

Analisis berwajaran disediakan menggunakan wajaran bagi memastikan sampel yang dipilih dapat menggambarkan populasi survei. Wajaran yang diperlukan adalah wajaran di peringkat reka bentuk pensampelan dan wajaran tiada respons.

Wajaran reka bentuk pensampelan bagi pertubuhan pada strata h adalah seperti berikut:

$$W_h = \frac{N_h}{n_h}$$

di mana,

N_h	=	Jumlah populasi substrata h ; dan
n_h	=	Jumlah sampel substratum h

Wajaran tiada respons pada substrata h adalah seperti berikut :

$$NRW_h = \frac{1}{n'_h/n_h}, \quad h = 1, \dots, 4$$

di mana;

n'_h = Bilangan sampel respons bagi substrata h

n_h = Bilangan sampel bagi substrata h

Kaedah pengiraan wajaran reka bentuk pensampelan selepas survei (*adjusted weight*) pada substrata h seperti berikut:

$$W'_h = W_h \times NRW_h, \quad h = 1, \dots, 4$$

di mana;

W_h = Wajaran reka bentuk pensampelan pada substrata h

NRW_h = Wajaran tiada respons pada substrata h

10. PEMBUNDARAN

Penjumlahan komponen mungkin berbeza dengan angka jumlah kecil atau jumlah besar disebabkan pembundaran.

TECHNICAL NOTES

1. INTRODUCTION

The data for this publication was collected through the Monthly Survey of Wholesale & Retail Trade which comprise of the Wholesale & Retail Trade sector started in the January 2014;

However, for this publication, the statistics presented commenced from 2022.

2. OBJECTIVES

This publication presents information on sales value in Wholesale & Retail Trade sector. The main objectives of this survey are to:

- *Provide short term indicators of Wholesale & Retail Trade sector;*
- *Provide input towards the compilation of Monthly Index of Wholesale & Retail Trade sector;*
- *Provide information for the compilation of Quarterly Gross Domestic Product; and*
- *Assist the government and other organisation as well as business community in planning and decision making based on evidence.*

3. SCOPE AND COVERAGE

The surveys cover all registered establishments of the relevant regulatory bodies engaged in the Wholesale & Retail Trade.

4. CONCEPTS AND DEFINITIONS

The classification of the industry is based on the Malaysia Standard Industrial Classification 2008 Ver. 1.0. The classification conforms to the International Standard Industrial Classification of All Economic Activities, Revision 4, United Nations Statistics Division. Meanwhile, the concepts of wholesale and retail trade adopted in this publication is based on recommendation in the Manual of International Recommendations for Distributive Trade Statistics 2008 (IRDTS 2008) published by the United Nations Statistics Division. The definition of industries are as follows:

4.1 Wholesale and Retail Trade

4.1.1 Wholesale Trade

Refers to the resale (sale without transformation) of new and used goods to retailers; industrial, commercial, institutional or professional users; or to other wholesalers; or selling merchandise to, such persons or companies.

Wholesalers frequently physically assemble, sort and grade goods in large lots; break bulk, repack and bottle (except in air-tight containers) and redistribute in smaller lots; store, refrigerate, deliver and install goods as well as engage in sales promotion for customers and label design.

4.1.2 Retail Trade

Refers to the resale (sale without transformation) of new and used goods to the general public for personal or household consumption or utilisation.

4.1.3 Motor Vehicles

Refers to wholesale and retail sale of motor vehicles and motorcycles, either new or used, sale of motor vehicle parts and accessories, maintenance and repair of motor vehicles and motorcycles including washing, polishing as well as commission agents.

4.2 Index Volume of Wholesale and Retail Trade

4.2.1 Type of Volume Index

The Volume Index of Wholesale & Retail Trade measured in the reference period as compared to the base period, (2015=100).

5. REPORTING UNIT

*The reporting unit is an **establishment**. An establishment is defined as “an economic unit that engaged in one activity, under a single legal entity and operating in a single physical location”. Each establishment was assigned an industry classification based on its principal activity and not by its parent company.*

6. SALES VALUE

This definition is an applicable to Wholesale and Retail Trade.

Sales value refer to:

- (a) the value of all **goods**, for which ownership or effective right to use with a view to ultimate purchase, has been transferred to others; and*
- (b) the value of **services** rendered during the inquiry period, irrespective of time or method of payment.*

*The sales value in this survey refers to the **total sum paid** by the customers. It includes:*

- (a) sales price;*
- (b) financing, delivery and installation charges, if these services are rendered by the establishment enumerated.*

7. CONFIDENTIALITY REQUIREMENTS

*The information is gathered under the provisions of the **Statistics Act 1965 (Revised 1989)**. Section 5 of this Act requires all establishments services operating in Malaysia to provide actual information or best estimates to the Department. The Act stipulates that the content of individual returns are **confidential** and only aggregated figures are published. Meanwhile, Section 7 under the same Act provides the penalty to the respondents that could not comply with the surveys undertaken.*

8. REVISIONS POLICY

- For monthly data, subject to changes in data source, revision is t-1 where t refers to current month.*
- For quarterly data, subject to changes in data source, revision is t-1 where t refers to current quarter.*
- For annual data, subject to changes in data source, revision is t-3 where t refers to current year.*

9. METHODOLOGY

9.1. Population

All establishments encompass of 179 industries (5 digits) based on Malaysia Standard Industrial Classification 2008 Ver 1.0.

9.2. Sampling frame

From the identified population, establishments that are still operating as at December 2022 were listed as sampling frame.

9.3. Sampling design

Sampling design of the survey is a one-stage stratified random sampling. Industries at national level have been classified as stratum and the establishment as the sampling unit.

Each stratum (industry) has been set up into four sub stratum to ensure the sample is distributed taking into account the economy characteristics of the industry. The main substratum is heterogeneous, was fully covered while other sub stratum that is homogeneous were sampled.

Main substratum comprise large establishments that have significant total revenue in the industry while for the second to fourth substratum were formed based on Cumulative Frequency Square Root Method. This method forms the boundaries, for each substratum.

9.4. Sample size

The main statistics used to estimate the sample size is the total revenue. The formula used in the estimation of the sample size for a stratum is as follows:

$$n = \frac{(\sum N_i S_i)^2}{V + \sum N_i S_i^2}$$

where;

n	=	Sample size
N_i	=	Population size for stratum i
S_i^2	=	Variance for stratum i
V	=	Desired variance

$$V = RSE^2 \cdot \left(\frac{\hat{Y}_i}{Z} \right)^2$$

where;

\hat{Y}_i	=	Estimated total revenue for stratum i
RSE	=	Relative standard error
Z	=	Value of confidence level

Sample is distributed to substratum of the industry using Neyman Allocation Method as follows:

$$n_{hi} = \left(\frac{N_h S_h}{\sum N_h S_h} \right) n_i$$

$$h = 2, 3 \text{ and } 4$$

$$i = 1, 2, \dots, k$$

where;

n_{hi} = Sample size for substratum h of stratum i

N_h = Population size for substratum h

S_h = Standard deviation for substratum h

n_j = Sample size for stratum i

h = Substratum

j = Stratum

Establishments of the large categories were fully covered while establishments of the second to fourth substratum were randomly selected using systematic random sampling.

9.5. Weight

Weighted analysis is done using sampling weight to ensure that the selected sample can reflect population survey. The weights required are the sampling design weight and non-response weight.

The sampling design weight for the establishment at stratum h is as follows:

$$W_h = \frac{N_h}{n_h}$$

where,

N_h = Total population of substratum h ; and

n_h = Total sample of substratum h

Weight for non response at sub stratum h as below:

$$NRW_h = \frac{1}{n'_h/n_h}, \quad h = 1, \dots, 4$$

where;

n'_h = Number of response sampel for substratum h ; and

n_h = Number of sampel for substratum h

The method of calculating the sampling design weight after the survey (adjusted weight) on substratum has below:

$$W'_h = W_h \times NRW_h, \quad h = 1, \dots, 4$$

where,

W_h = Sampling design weight at substratum h

NRW_h = Non response weight at substratum h

10. ROUNDING

The sum of the component figures may not tally with the sub-total or total figures due to rounding.

LAMPIRAN
APPENDIX

Muka surat ini sengaja dibiarkan kosong.
This page is deliberately left blank.

LAMPIRAN / APPENDIX

Piawaian Klasifikasi Industri Malaysia 2008 Ver. 1.0 / Malaysia Standard Industrial Classification 2008 Ver.1.0

Perdagangan Borong <i>Wholesale Trade</i>			
BAHAGIAN <i>DIVISION</i>	KUMPULAN <i>GROUP</i>	PERKARA <i>ITEM</i>	KETERANGAN <i>DESCRIPTION</i>
46	461		Jualan borong berdasarkan kontrak atau yuran <i>Wholesale on a fee or contract basis</i>
		46100	Jualan borong berdasarkan kontrak atau yuran <i>Wholesale on a fee or contract basis</i>
	462		Jualan borong bahan mentah pertanian dan haiwan hidup <i>Wholesale of agricultural raw materials and live animals</i>
		46201	Jualan borong getah <i>Wholesale of rubber</i>
		46202	Jualan borong minyak kelapa sawit <i>Wholesale of palm oil</i>
		46203	Jualan borong kayu balak dan kayu kayan <i>Wholesale of lumber and timber</i>
		46204	Jualan borong bunga-bunga dan tumbuh-tumbuhan <i>Wholesale of flowers and plants</i>
		46205	Jualan borong ternakan <i>Wholesale of livestock</i>
		46209	Jualan borong bahan mentah pertanian dan haiwan hidup t.t.t.l <i>Wholesale of agricultural raw material and live animals n.e.c</i>
	463		Jualan borong makanan, minuman dan tembakau <i>Wholesale of food, beverages and tobacco</i>
		46311	Jualan borong daging, unggas dan telur <i>Wholesale of meat, poultry and eggs</i>
		46312	Jualan borong ikan dan lain-lain makanan laut <i>Wholesale of fish and other seafood</i>
		46313	Jualan borong buah-buahan <i>Wholesale of fruits</i>
		46314	Jualan borong sayur-sayuran <i>Wholesale of vegetables</i>
		46319	Jualan borong daging, ikan, buah-buahan dan sayur-sayuran t.t.t.l <i>Wholesale of meat, fish, fruits and vegetables n.e.c</i>
		46321	Jualan borong beras, bijirin lain, tepung dan gula <i>Wholesale of rice, other grains, flour and sugars</i>
		46322	Jualan borong hasil tenusu <i>Wholesale of dairy products</i>
		46323	Jualan borong konfeksi <i>Wholesale of confectionary</i>
		46324	Jualan borong biskut, kek, roti dan produk bakeri lain <i>Wholesale of biscuits, cakes, breads and other bakery products</i>
		46325	Jualan borong kopi, teh dan minuman lain <i>Wholesale of coffee, tea, cocoa and other beverages</i>

Perdagangan Borong <i>Wholesale Trade</i>			
BAHAGIAN <i>DIVISION</i>	KUMPULAN <i>GROUP</i>	PERKARA <i>ITEM</i>	KETERANGAN <i>DESCRIPTION</i>
		46326	Jualan borong bir, wain dan spirit <i>Wholesale of beer, wine and spirits</i>
		46327	Jualan borong tembakau, cerut, rokok <i>Wholesale of tobacco, cigar, cigarettes</i>
		46329	Jualan borong bahan makanan lain <i>Wholesale of other foodstuffs</i>
	464		Jualan borong barangan isi rumah <i>Wholesale of household goods</i>
		46411	Jualan borong benang dan fabrik <i>Wholesale of yarn and fabrics</i>
		46412	Jualan borong linen, tuala dan selimut isi rumah <i>Wholesale of household linen, towels, blankets</i>
		46413	Jualan borong pakaian <i>Wholesale of clothing</i>
		46414	Jualan borong aksesori pakaian <i>Wholesale of clothing accessories</i>
		46415	Jualan borong pakaian daripada bulu binatang <i>Wholesale of fur articles</i>
		46416	Jualan borong kasut <i>Wholesale of footwear</i>
		46417	Jualan borong bahan jahitan <i>Wholesale of haberdashery</i>
		46419	Jualan borong tekstil, pakaian, t.t.t.l <i>Wholesale of textiles, clothing n.e.c</i>
		46421	Jualan borong barangan farmaseutikal dan perubatan <i>Wholesale of pharmaceutical and medical goods</i>
		46422	Jualan borong pewangi, kosmetik, sabun dan kelengkapan dandanan diri <i>Wholesale of perfumeries, cosmetics, soap and toiletries</i>
		46431	Jualan borong basikal dan komponen (termasuk alat ganti) dan aksesori <i>Wholesale of bicycles and their parts and accessories</i>
		46432	Jualan borong barangan fotografi dan optic <i>Wholesale of photographic and optical goods</i>
		46433	Jualan borong barangan kulit dan aksesori kembara <i>Wholesale of leather goods and travel accessories</i>
		46434	Jualan borong peralatan muzik, permainan dan barang mainan, barangan sukan <i>Wholesale of musical instruments, games and toys, sports goods</i>
		46441	Jualan borong kraftangan dan bunga tiruan <i>Wholesale of handicrafts and artificial flowers</i>
		46442	Jualan borong bunga keratan dan tumbuhan <i>Wholesale of cut flowers and plants</i>

Perdagangan Borong <i>Wholesale Trade</i>			
BAHAGIAN <i>DIVISION</i>	KUMPULAN <i>GROUP</i>	PERKARA <i>ITEM</i>	KETERANGAN <i>DESCRIPTION</i>
		46443	Jualan borong jam tangan dan jam dinding <i>Wholesale of watches and clocks</i>
		46444	Jualan borong barang kemas <i>Wholesale of jewellery</i>
		46491	Jualan borong perabot isi rumah <i>Wholesale of household furniture</i>
		46492	Jualan borong perkakas isi rumah <i>Wholesale of household appliances</i>
		46493	Jualan borong peralatan lampu <i>Wholesale of lighting equipment</i>
		46494	Jualan borong perkakas dapur dan kutleri, pinggan mangkuk, barangan kaca dan barangan tembikar <i>Wholesale of household utensils and cutlery, crockery, glassware, chinaware and pottery</i>
		46495	Jualan borong barangan kayu, anyaman rotan dan barangan gabus <i>Wholesale of woodenware, wickerwork and corkware</i>
		46496	Jualan borong barangan elektrik dan elektronik <i>Wholesale of electrical and electronic goods</i>
		46497	Jualan borong alat tulis, buku, majalah dan surat khabar <i>Wholesale of stationery, books, magazines and newspaper</i>
		46499	Jualan borong lain-lain barangan isi rumah t.t.t.l <i>Wholesale of other household goods n.e.c</i>
	465		Jualan borong jentera, peralatan dan bekalan <i>Wholesale of machinery, equipment and supplies</i>
		46510	Jualan borong perkakasan komputer, perisian dan peranti <i>Wholesale of computer hardware, software and peripherals</i>
		46521	Jualan borong kelengkapan telefon dan telekomunikasi, telefon selular, alat kelui <i>Wholesale of telephone and telecommunications equipment, cell phones, pagers</i>
		46522	Jualan borong komponen elektronik dan aksesori pendawaian <i>Wholesale of electronic components and wiring accessories</i>
		46531	Jualan borong jentera, kelengkapan dan bekalan pertanian <i>Wholesale of agricultural machinery, equipment and supplies</i>
		46532	Jualan borong jentera pemotong rumput sebarang cara operasi <i>Wholesale of lawn movers howewer operated</i>
		46591	Jualan borong mesin pejabat dan kelengkapan perniagaan, kecuali komputer dan kelengkapan peranti komputer (peripheral) <i>Wholesale of office machinery and business equipment, except computers and computer peripheral equipment</i>
		46592	Jualan borong perabot pejabat <i>Wholesale of office furniture</i>
		46593	Jualan borong peralatan mesin berkawalan komputer <i>Wholesale of computer-controlled machines tools</i>
		46594	Jualan borong jentera, kelengkapan dan bekalan perindustrian <i>Wholesale of industrial machinery, equipment and supplies</i>

Perdagangan Borong <i>Wholesale Trade</i>			
BAHAGIAN <i>DIVISION</i>	KUMPULAN <i>GROUP</i>	PERKARA <i>ITEM</i>	KETERANGAN <i>DESCRIPTION</i>
		46595	Jualan borong jentera dan kelengkapan pembinaan dan kejuruteraan awam <i>Wholesale of construction and civil engineering machinery and equipment</i>
		46596	Jualan borong lif, eskalator, penghawa dingin, kelengkapan keselamatan dan pemadam api <i>Wholesale of lift escalators, air-conditioning, security and fire fighting equipment</i>
		46599	Jualan borong lain-lain jentera untuk kegunaan industri, perdagangan dan pengemudian dan lain-lain perkhidmatan t.t.t.l <i>Wholesale of other machinery for use in industry, trade and navigation and other services n.e.c</i>
	466		Lain-lain pengkhususan jualan borong <i>Other specialised wholesale</i>
		46611	Jualan borong petrol, diesel, pelincir <i>Wholesale of petrol, diesel, lubricants</i>
		46612	Jualan borong gas petroleum cecair <i>Wholesale of liquefied petroleum gas</i>
		46619	Jualan borong bahan api pepejal, cecair dan gas dan produk berkaitan t.t.t.l <i>Wholesale of other solid, liquid and gaseous fuels and related products n.e.c</i>
		46621	Jualan borong bijih besi dan bukan besi dan logam <i>Wholesale of ferrous and non-ferrous metal ores and metals</i>
		46622	Jualan borong bijih besi dan bukan besi dan logam separuh siap dan produk t.t.t.l <i>Wholesale of ferrous and non-ferrous semi-finished metal ores and products n.e.c</i>
		46631	Jualan borong kayu balak, kayu bergergaji, papan lapis, venier dan produk berkaitan <i>Wholesale of logs, sawn timber, plywood, veneer and related products</i>
		46632	Jualan borong cat dan varnish <i>Wholesale of paints and varnish</i>
		46633	Jualan borong bahan pembinaan <i>Wholesale of construction materials</i>
		46634	Jualan borong kelengkapan dan lekapan <i>Wholesale of fittings and fixtures</i>
		46635	Jualan borong pemanas air <i>Wholesale of hot water heaters</i>
		46636	Jualan borong pemasangan dan peralatan kebersihan <i>Wholesale of sanitary installation and equipment</i>
		46637	Jualan borong alatan <i>Wholesale of tools</i>
		46639	Jualan borong dan bekalan lain-lain bahan binaan, hardwer, peralatan paip dan alat pemanas t.t.t.l <i>Wholesale of other construction materials, hardware, plumbing and heating equipment and supplies n.e.c</i>
		46691	Jualan borong bahan kimia industri <i>Wholesale of industrial chemicals</i>

Perdagangan Borong			
<i>Wholesale Trade</i>			
BAHAGIAN	KUMPULAN	PERKARA	KETERANGAN
<i>DIVISION</i>	<i>GROUP</i>	<i>ITEM</i>	<i>DESCRIPTION</i>
		46692	Jualan borong baja dan produk agrokimia <i>Wholesale of fertilizers and agrochemical products</i>
		46693	Jualan borong bahan plastik dalam bentuk asal <i>Wholesale of plastic materials in primary forms</i>
		46694	Jualan borong sekerap getah <i>Wholesale of rubber scrap</i>
		46695	Jualan borong gentian tekstil <i>Wholesale of textile fibres</i>
		46696	Jual borong kertas secara pukal, bahan pembungkusan <i>Wholesale of paper in bulk, packaging materials</i>
		46697	Jual borong batu permata berharga <i>Wholesale of precious stones</i>
		46698	Jual borong bahan buangan dan sekerap dan bahan lain sama ada logam dan bukan logam untuk kitar semula <i>Wholesale of metal and non-metal waste and scrap and materials for recycling</i>
		46699	Meleraikan bahagian kenderaan, komputer, televisyen dan peralatan lain untuk mendapatkan bahagian yang boleh digunakan dan jual semula <i>Dismantling of automobiles, computer, televisions and other equipment to obtain and re-sell usable parts</i>
	469		Perdagangan borong tanpa pengkhususan <i>Non-specialised wholesale trade</i>
		46901	Jualan borong ikan akuarium, burung dan haiwan peliharaan <i>Wholesale of aquarium fishes, pet birds and animals</i>
		46902	Jualan borong makanan haiwan/haiwan peliharaan <i>Wholesale of animal/pet food</i>
		46909	Jualan borong pelbagai jenis barang tanpa pengkhususan tertentu t.t.t.l <i>Wholesale of variety of goods without any particular specialisation n.e.c</i>

Perdagangan Runcit <i>Retail Trade</i>			
BAHAGIAN <i>DIVISION</i>	KUMPULAN <i>GROUP</i>	PERKARA <i>ITEM</i>	KETERANGAN <i>DESCRIPTION</i>
47	471		Jualan runcit di kedai bukan pengkhususan <i>Retail sale in non-specialised stores</i>
		47111	Kedai runcit <i>Provision stores</i>
		47112	Pasar raya <i>Supermarket</i>
		47113	Pasar mini <i>Mini market</i>
		47114	Kedai 'convenience' <i>Convenience stores</i>
		47191	Gedung serbaneka <i>Department stores</i>
		47192	Gedung serbaneka dan pasar raya <i>Department stores and supermarket</i>
		47193	Pasar raya besar (Hypermarket) <i>Hypermarket</i>
		47194	Agan surat khabar dan kedai pelbagai barangan <i>News agent and miscellaneous goods store</i>
		47199	Jualan runcit lain di kedai tanpa pengkhususan t.t.t.l <i>Other retail sale in non-specialised stores n.e.c</i>
	472		Jualan runcit makanan, minuman dan tembakau di kedai pengkhususan <i>Retail sale of food, beverages and tobacco in specialised stores</i>
		47211	Jualan runcit beras, tepung, bijirin lain dan gula <i>Retail sale of rice, flour, other grains and sugars</i>
		47212	Jualan runcit sayur-sayuran dan buah-buahan segar atau diawet <i>Retail sale of fresh or preserved vegetables and fruits</i>
		47213	Jualan runcit produk tenusu dan telur <i>Retail sale of dairy products and eggs</i>
		47214	Jualan runcit daging dan produk daging (unggas) <i>Retail sale of meat and meat products (including poultry)</i>
		47215	Jualan runcit ikan dan makanan laut lain dan lain-lain produk yang berkaitan <i>Retail sale of fish, other seafood and products thereof</i>
		47216	Jualan runcit produk bakeri dan konfeksi <i>Retail sale of bakery products and sugar confectionery</i>
		47217	Jualan runcit mi, kueh teow, mihun, kulit wantan dan produk makanan lain yang dihasilkan daripada tepung atau soya <i>Retail sale of mee, kuey teow, mee hoon, wantan skins and other food products made from flour or soya</i>

Perdagangan Runcit			
<i>Retail Trade</i>			
BAHAGIAN <i>DIVISION</i>	KUMPULAN <i>GROUP</i>	PERKARA <i>ITEM</i>	KETERANGAN <i>DESCRIPTION</i>
		47219	Jualan runcit produk makanan lain t.t.t.l <i>Retail sale of other food products n.e.c</i>
		47221	Jualan runcit bir, wain dan spirit <i>Retail sale of beer, wine and spirits</i>
		47222	Jualan runcit teh, kopi, minuman ringan, air mineral dan minuman lain <i>Retail sale of tea, coffee, soft drinks, mineral water and other beverages</i>
		47230	Jualan runcit produk tembakau di kedai khusus <i>Retail sale of tobacco products in specialised store</i>
	473		Jualan runcit di kedai khusus yang menjual bahan api kenderaan <i>Retail sale of automotive fuel in specialised stores</i>
		47300	Jualan runcit bahan api kenderaan di kedai khusus <i>Retail sale of automotive fuel in specialised store</i>
	474		Jualan runcit di kedai khusus yang menjual peralatan komunikasi dan maklumat <i>Retail sale of information and communication equipment in specialised stores</i>
		47411	Jualan runcit komputer, peralatan dan kelengkapan komputer <i>Retail sale of computers, computer equipment and supplies</i>
		47412	Jualan runcit konsol permainan video dan perisian bukan ditempah khas <i>Retail sale of video game consoles and non-customised software</i>
		47413	Jualan runcit di peralatan telekomunikasi <i>Retail sale of telecommunication equipment</i>
		47420	Jualan runcit peralatan audio dan video di kedai pengkhususan <i>Retail sale of audio and video equipment in specialised store</i>
	475		Jualan runcit di kedai khusus yang menjual peralatan lain isi rumah <i>Retail sale of other household equipment in specialised stores</i>
		47510	Jualan runcit di kedai khusus yang menjual tekstil <i>Retail sale of textiles in specialised stores</i>
		47520	Jualan runcit bahan binaan, perkakasan, cat dan kaca <i>Retail sale of construction materials, hardware, paints and glass</i>
		47531	Jualan runcit karpet dan hamparan <i>Retail sale of carpets and rugs</i>
		47532	Jualan runcit langsir dan net <i>Retail sale of curtain and net curtain</i>
		47533	Jualan runcit kertas dinding dan alas lantai <i>Retail sale of wallpaper and floor coverings</i>
		47591	Jualan runcit perabot isi rumah <i>Retail sale of household furniture</i>

Perdagangan Runcit <i>Retail Trade</i>			
BAHAGIAN <i>DIVISION</i>	KUMPULAN <i>GROUP</i>	PERKARA <i>ITEM</i>	KETERANGAN <i>DESCRIPTION</i>
		47592	Jualan runcit peralatan lampu <i>Retail sale of articles for lighting</i>
		47593	Jualan runcit perkakasan isi rumah, perkakas dapur dan kutleri, pinggan mangkuk, barangan kaca dan barangan tembikar <i>Retail sale of household utensils and cutlery, crockery, glassware, chinaware and pottery</i>
		47594	Jualan runcit kayu, barangan gabus dan barangan anyaman rotan <i>Retail sale of wood, cork goods and wickerwork goods</i>
		47595	Jualan runcit perkakas isi rumah <i>Retail sale of household appliances</i>
		47596	Jualan runcit peralatan muzik dan skor <i>Retail sale of musical instruments and scores</i>
		47597	Jualan runcit sistem keselamatan <i>Retail sale of security systems</i>
		47598	Jualan runcit barangan dan peralatan isi rumah t.t.t.l <i>Retail sale of household articles and equipment n.e.c</i>
	476		Jualan runcit di kedai khusus yang menjual barangan kesenian dan rekreasi <i>Retail sale of cultural and recreation goods in specialised stores</i>
		47611	Jualan runcit bekalan dan peralatan pejabat <i>Retail sale of office supplies and equipment</i>
		47612	Jualan runcit buku, surat khabar dan alat tulis <i>Retail sale of books, newspapers and stationery</i>
		47620	Jualan runcit rekod muzik, pita audio, cakera padat, kaset, pita video, VCD dan DVD, pita dan cakera kosong <i>Retail sale of musical records, audio tapes, compact discs, cassettes, video tapes, VCDs and DVDs, blank tapes and discs</i>
		47631	Jualan runcit barangan dan peralatan sukan <i>Retail sale of sports goods and equipments</i>
		47632	Jualan runcit peralatan memancing <i>Retail sale of fishing equipment</i>
		47633	Jualan runcit barangan perkhemahan <i>Retail sale of camping goods</i>
		47634	Jualan runcit bot dan peralatannya <i>Retail sale of boats and equipments</i>

Perdagangan Runcit <i>Retail Trade</i>			
BAHAGIAN <i>DIVISION</i>	KUMPULAN <i>GROUP</i>	PERKARA <i>ITEM</i>	KETERANGAN <i>DESCRIPTION</i>
		47635	Jualan runcit basikal dan komponen (termasuk alat ganti) dan aksesori yang berkaitan <i>Retail sale of bicycles and related parts and accessories</i>
		47640	Jualan runcit permainan dan barang mainan, diperbuat dari pelbagai bahan <i>Retail sale of games and toys, made of all materials</i>
	477		Jualan runcit di kedai khusus yang menjual barangan lain <i>Retail sale of other goods in specialised stores</i>
		47711	Jualan runcit pakaian, artikel bagi bulu binatang dan aksesori pakaian <i>Retail sale of articles of clothing, articles of fur and clothing accessories</i>
		47712	Jualan runcit kasut <i>Retail sale of footwear</i>
		47713	Jualan runcit barangan kulit, aksesori kulit serta gantian kulit <i>Retail sale of leather goods, accessories of leather and leather substitutes</i>
		47721	Jualan runcit di kedai khusus yang menjual barang farmaseutikal, perubatan dan ortopedik <i>Stores specialised in retail sale of pharmaceuticals, medical and orthopaedic goods</i>
		47722	Jualan runcit di kedai khusus yang menjual pewangi, kosmetik dan kelengkapan dandanan diri <i>Stores specialised in retail sale of perfumery, cosmetic and toilet articles</i>
		47731	Jualan runcit peralatan fotografi dan kepersisan <i>Retail sale of photographic and precision equipment</i>
		47732	Jualan runcit jam tangan dan jam dinding <i>Retail sale of watches and clocks</i>
		47733	Jualan runcit barang kemas <i>Retail sale of jewellery</i>
		47734	Jualan runcit bunga, tumbuhan, biji benih dan baja <i>Retail sale of flowers, plants, seeds, fertilizers</i>
		47735	Jualan runcit cenderahati, kraftangan dan barang keagamaan <i>Retail sale of souvenir, craftwork and religious articles</i>
		47736	Jualan runcit minyak tanah, gas memasak, batu arang dan kayu api <i>Retail sale of household fuel oil, cooking gas, coal and fuel wood</i>
		47737	Jualan runcit cermin mata dan barang optik lain <i>Retail sale of spectacles and other optical goods</i>
		47738	Jualan runcit ikan akuarium, haiwan peliharaan dan makanannya <i>Retail sale of aquarium fishes, pet animals and pet food</i>

Perdagangan Runcit <i>Retail Trade</i>			
BAHAGIAN <i>DIVISION</i>	KUMPULAN <i>GROUP</i>	PERKARA <i>ITEM</i>	KETERANGAN <i>DESCRIPTION</i>
		47739	Jualan runcit di kedai khusus yang menjual barang baru lain t.t.t.l <i>Other retail sale of new goods in specialised stores n.e.c</i>
		47741	Jualan runcit buku terpakai <i>Retail sale of second-hand books</i>
		47742	Jualan runcit barang elektrik dan elektronik terpakai <i>Retail sale of second-hand electrical and electronic goods</i>
		47743	Jualan runcit barang antik <i>Retail sale of antiques</i>
		47744	Aktiviti pusat lelongan (runcit) <i>Activities of auctioning houses (retail)</i>
		47749	Jualan runcit barangan terpakai t.t.t.l <i>Retail sale of second-hand goods n.e.c</i>
	478		Jualan runcit di gerai dan pasar <i>Retail sale via stalls and markets</i>
		47810	Jualan runcit makanan, minuman dan produk tembakau di gerai atau pasar <i>Retail sale of food, beverages and tobacco products via stalls or markets</i>
		47820	Jualan runcit tekstil, baju dan kasut di gerai atau pasar <i>Retail sale of textiles, clothing and footwear via stalls or markets</i>
		47891	Jualan runcit permaidani dan di gerai dan pasar <i>Retail sale of carpets and rugs via stalls or markets</i>
		47892	Jualan runcit buku di gerai atau pasar <i>Retail sale of books via stalls or markets</i>
		47893	Jualan runcit alat permainan dan barang mainan di gerai atau pasar <i>Retail sale of games and toys via stalls or markets</i>
		47894	Jualan runcit peralatan isi rumah dan barang elektronik di gerai atau pasar <i>Retail sale of household appliances and consumer electronics via stall or markets</i>
		47895	Jualan runcit rekod muzik dan video di gerai atau pasar <i>Retail sale of music and video recordings via stall or markets</i>

Perdagangan Runcit <i>Retail Trade</i>			
BAHAGIAN <i>DIVISION</i>	KUMPULAN <i>GROUP</i>	PERKARA <i>ITEM</i>	KETERANGAN <i>DESCRIPTION</i>
	479		Jualan runcit bukan di kedai, gerai atau pasar <i>Retail trade not in stores, stalls or markets</i>
		47911	Jualan runcit sebarang jenis produk melalui pesanan mel <i>Retail sale of any kind of products by mail order</i>
		47912	Jualan runcit sebarang jenis produk melalui internet <i>Retail sale of any kind of product over the Internet</i>
		47913	Jualan langsung melalui televisyen, radio dan telefon <i>Direct sale via television, radio and telephone</i>
		47914	Jualan runcit lelongan melalui internet <i>Internet retail auctions</i>
		47991	Jualan runcit sebarang jenis produk melalui jualan langsung atau penjualan dari pintu ke pintu <i>Retail sale of any kind of product by direct sales or door-to-door sales persons</i>
		47992	Jualan runcit sebarang jenis produk melalui mesin layan diri (vending machine) <i>Retail sale of any kind of product through vending machines</i>
		47999	Jualan runcit lain bukan di kedai, gerai atau pasar t.t.t.l <i>Other retail sale not in stores, stalls or markets n.e.c</i>

Kendaraan Bermotor <i>Motor Vehicles</i>			
BAHAGIAN <i>DIVISION</i>	KUMPULAN <i>GROUP</i>	PERKARA <i>ITEM</i>	KETERANGAN <i>DESCRIPTION</i>
45	451		Jualan kendaraan bermotor <i>Sale of motor vehicles</i>
		45101	Jualan borong dan runcit kendaraan bermotor baru <i>Wholesale and retail of new motor vehicles</i>
		45102	Jualan borong dan runcit kendaraan bermotor terpakai <i>Wholesale and retail of used motor vehicles</i>
		45103	Jualan kendaraan industri, komersial dan pertanian - baru <i>Sale of industrial, commercial and agriculture vehicles - new</i>
		45104	Jualan kendaraan industri, komersial dan pertanian - terpakai <i>Sale of industrial, commercial and agriculture vehicles - used</i>
		45105	Jualan oleh agen komisen <i>Sale of commission agents</i>
		45106	Lelongan kereta <i>Car auctions</i>
		45109	Jualan lain-lain kendaraan bermotor t.t.t.l <i>Sale of other motor vehicles n.e.c</i>
	452		Penyelenggaraan dan perbaikan kendaraan bermotor <i>Maintenance and repair of motor vehicles</i>
		45201	Penyelenggaraan dan perbaikan kendaraan bermotor <i>Maintenance and repair of motor vehicles</i>
		45202	Menyembur dan mengecat <i>Spraying and painting</i>
		45203	Mencuci dan mengilap (cuci kereta) <i>Washing and polishing (car wash)</i>
		45204	Pembaikan tempat duduk kendaraan bermotor <i>Repair or motor vehicle seats</i>
		45205	Pemasangan komponen (termasuk alat ganti) dan aksesori bukan sebahagian daripada proses pembuatan <i>Installation of parts and accessories not as part of the manufacturing process</i>
	453		Jualan komponen (termasuk alat ganti) dan aksesori kendaraan bermotor <i>Sale of motor vehicle parts and accessories</i>
		45300	Jualan borong dan runcit semua jenis komponen, alat ganti, bekalan, peralatan dan aksesori kendaraan bermotor <i>Wholesale and retail sale of all kinds of parts, components, supplies, tools and accessories for motor vehicles</i>

Kenderaan Bermotor <i>Motor Vehicles</i>			
BAHAGIAN <i>DIVISION</i>	KUMPULAN <i>GROUP</i>	PERKARA <i>ITEM</i>	KETERANGAN <i>DESCRIPTION</i>
	454		Jualan, penyelenggaraan dan pembaikan motosikal dan komponen (termasuk alat ganti) dan aksesori berkaitan <i>Sale, maintenance and repair of motorcycles and related parts and accessories</i>
		45401	Jualan borong dan runcit motosikal <i>Wholesale and retail sale of motorcycles</i>
		45402	Jualan borong dan runcit komponen (termasuk alat ganti) dan aksesori motosikal <i>Wholesale and retail sale of parts and accessories for motorcycles</i>
		45403	Pembaikan dan penyelenggaraan motosikal <i>Repair and maintenance of motorcycles</i>

Muka surat ini sengaja dibiarkan kosong.
This page is deliberately left blank.

GLOSARI
GLOSSARY

Muka surat ini sengaja dibiarkan kosong.
This page is deliberately left blank.

GLOSARI / GLOSSARY

Jualan Borong Berdasarkan Yuran atau Kontrak

Termasuk agen komisyen, broker komoditi dan semua pemborong lain yang berdagang bagi pihak dan dengan akaun orang lain, mereka yang menemukan penjual dan pembeli atau menjalankan transaksi komersil bagi pihak majikan. Termasuk juga aktiviti jual borong pusat lelongan.

Lain-lain Pengkhususan Jual Borong

Kumpulan ini termasuk aktiviti jual borong pengkhususan lain yang tidak terkelas dalam kumpulan lain. Ini juga termasuk jual borong produk perantara, kecuali pertanian, biasanya bukan untuk kegunaan isi rumah.

Jual Borong Tanpa Pengkhususan

Kumpulan ini termasuk jual borong pelbagai barangan tanpa sebarang pengkhususan tertentu.

Jualan Runcit di Stor Tanpa Pengkhususan

Kumpulan ini termasuk jualan runcit pelbagai keluaran produk dalam unit yang sama, seperti kedai runcit, pasar raya, pasar mini, kedai *convenience*, gedung serbaneka dan pasar raya besar.

Indeks Volum Nilai Jualan

Indeks volum bagi nilai jualan mengukur jualan dalam satu tempoh masa dalam bentuk volum (kuantiti yang dijual). Bagi mendapatkan volum nilai jualan, indeks nilai bagi jualan dibahagikan dengan Indeks Harga Pengguna dan Indeks Harga Pengeluar (yang mana berkenaan) untuk menyingkirkan pengaruh harga kepada nilai jualan.

Kadar Pertumbuhan Tahun-ke-Tahun (YoY)

Kadar pertumbuhan tahun-ke-tahun membandingkan satu tempoh (kebiasannya satu bulan atau suku tahun) dengan tempoh sama tahun sebelumnya dengan mengukur peratus perubahan.

Wholesale on a fee or contract basis

Includes activities of commission agents, commodity brokers and all other wholesalers who trade on behalf and on the account of others, activities or those involved in bringing sellers and buyers together or undertaking commercial transactions on behalf of a principal. Also included are activities of wholesale auctioneering houses.

Other Specialised Wholesale

This group includes other specialized wholesale activities not classified in the other groups. This also includes wholesale of intermediate products, except agriculture, typically not for household use.

Non-Specialized Wholesale

This group includes the wholesale of a variety of goods without any particular specialization.

Retail Sales in Non-Specialised stores

This group includes the retail sale of a variety of product lines in the same unit, such as provision stores, supermarkets, mini markets, convenience stores, department stores and hypermarkets.

Volume Index of Sales

The volume of sales index measures the sales over time in volume terms (quantity sold). In order to determine the volume of sales index, the value of sales index is divided by the Consumer Price Index and Producer Price Index (where applicable) to allow removing price effects on turnover.

Year-on-Year Growth Rate (YoY)

Year-on-year growth rate compares a period (typically a month or quarter) with the same period from the previous year, measuring the percentage change.

Kadar Pertumbuhan Bulan-ke-Bulan (MoM)

Kadar pertumbuhan bulan-ke-bulan membandingkan satu bulan dengan bulan sebelumnya dengan mengukur peratus perubahan.

Pelarasan Musim

Pelarasan musim adalah satu proses untuk mengenalpasti dan menyingkirkan pola musim yang biasa berlaku dalam tempoh tertentu, yang mungkin juga merangkumi pengaruh dari kesan cuti yang bergerak dan hari bekerja/berdagang.

Month-on-Month Growth Rate (MoM)

Month-on-month growth rate compares one month with the previous month, measuring the percentage change.

Seasonal Adjustment

Seasonal adjustment is a process to identify and to remove seasonal pattern within a period, which may also include the influences of moving holidays and working/trading days effect in each period.

PENERBITAN INI BOLEH JUGA DIPEROLEH DI JABATAN PERANGKAAAN NEGERI SEPERTI BERIKUT:
THIS PUBLICATION IS ALSO AVAILABLE AT THE FOLLOWING STATES DEPARTMENT OF STATISTICS:

Pengarah,
Jabatan Perangkaan Malaysia Negeri Johor,
Tingkat 14, Menara Tabung Haji,
Jalan Air Molek,
80000 Johor Bahru, Johor.
Tel : 07 - 225 3700
Faks : 07 - 224 9972
E-mel : jpjohor@stats.gov.my

Pengarah,
Jabatan Perangkaan Malaysia Negeri Perak,
Tingkat 3, Blok A, Bangunan Persekutuan Ipoh,
Jalan Dato' Seri Ahmad Said (Greentown)
30450 Ipoh, Perak
Tel : 05 - 255 4963
Faks : 05 - 255 1073
E-mel : jpperak@stats.gov.my

Pengarah,
Jabatan Perangkaan Malaysia Negeri Kedah,
Aras 1, Zon C, Wisma Persekutuan,
Pusat Pentadbiran Kerajaan Persekutuan,
Bandar Muadzam Shah,
06550 Anak Bukit, Alor Setar, Kedah
Tel : 04 - 700 1240
Faks : 04 - 733 8412
E-mel : jpkedah@stats.gov.my

Pengarah,
Jabatan Perangkaan Malaysia Negeri Perlis,
Tingkat 2, 26B,
KPARC,
01000 Kangar,
Perlis
Tel : 04 - 977 1221
Faks : 04 - 977 1223
E-mel : jpperlis@stats.gov.my

Pengarah,
Jabatan Perangkaan Malaysia Negeri Kelantan,
Tingkat 8, Bangunan Persekutuan,
Jalan Bayam,
15514 Kota Bharu, Kelantan.
Tel : 09 - 7419449
Faks : 09 - 7482142
E-mel : jpkelantan@stats.gov.my

Pengarah,
Jabatan Perangkaan Malaysia Negeri Selangor,
Tingkat 9, Bangunan Darul Ehsan,
Jalan Indah, Seksyen 14,
40000 Shah Alam, Selangor
Tel : 03 - 5515 0200
Faks : 03 - 5518 0408
E-mel : jpselangor@stats.gov.my

Pengarah,
Jabatan Perangkaan Malaysia Negeri Melaka,
Aras 7 & 8, Wisma Persekutuan,
Jalan MITC, Hang Tuah Jaya,
75450 Ayer Keroh, Melaka.
Tel : 06 - 252 2725
Faks : 06 - 252 2711
E-mel : jpmelaka@stats.gov.my

Pengarah,
Jabatan Perangkaan Malaysia Negeri Terengganu,
Tingkat 9, Wisma Persekutuan,
Jalan Sultan Ismail,
20200 Kuala Terengganu, Terengganu.
Tel : 09 - 622 3062
Faks : 09 - 622 9659
E-mel : jpterengganu@stats.gov.my

Pengarah,
Jabatan Perangkaan Malaysia Negeri Sembilan,
Tingkat 12, Wisma Persekutuan,
Jalan Dato' Abdul Kadir,
70000 Seremban, Negeri Sembilan.
Tel : 06 - 765 5000
Faks : 06 - 765 5002
E-mel : jpnsembilan@stats.gov.my

Pengarah,
Jabatan Perangkaan Malaysia Negeri Sabah,
Tingkat 1-3, Blok C, Kompleks Pentadbiran
Kerajaan Persekutuan Sabah, Jalan UMS,
Beg Berkunci No. 2046, 88999 Kota Kinabalu, Sabah.
Tel : 088 - 484 602
Faks : 088 - 484 659
E-mel : jpsabah@stats.gov.my

Pengarah,
Jabatan Perangkaan Malaysia Negeri Pahang,
Tingkat 7, Bangunan Persekutuan,
Jalan Gambut,
25000 Kuantan, Pahang.
Tel : 09 - 516 3931/7
Faks : 09 - 514 4636
E-mel : jppahang@stats.gov.my

Pengarah,
Jabatan Perangkaan Malaysia Negeri Sarawak,
Tingkat 7 & 8, Bangunan Tun Datuk Patinggi
Tuanku Haji Bujang, Jalan Simpang Tiga,
93514 Kuching, Sarawak.
Tel : 082 - 240 287
Faks : 082 - 242 609
E-mel : jpsarawak@stats.gov.my

Pengarah,
Jabatan Perangkaan Malaysia Negeri Pulau Pinang,
Tingkat 6, Bangunan Persekutuan,
10400, Jalan Anson, Pulau Pinang.
Tel : 04 - 226 6244
Faks : 04 - 229 9499
E-mel : jpppinang@stats.gov.my

Pengarah,
Jabatan Perangkaan Malaysia
Wilayah Persekutuan,
Tingkat 14 & 15, Wisma FGV, Jalan Raja Laut,
50350 Kuala Lumpur.
Tel : 03 - 2267 2400
Faks : 03 - 2274 5075
E-mel : jpwpl@stats.gov.my

ISSN 2682-8472



9 772682 847006



www.dosm.gov.my



@StatsMalaysia