

Embargo: Hanya boleh diterbitkan atau disebarikan mulai jam 1200, Khamis, 20 Jun 2024



KEMENTERIAN EKONOMI
JABATAN PERANGKAAAN MALAYSIA

KENYATAAN MEDIA

PERANGKAAAN PERDAGANGAN LUAR NEGERI MALAYSIA

MEI 2024

*Perdagangan Malaysia mengekalkan momentum pertumbuhannya,
berkembang 10.3 peratus pada Mei 2024*

PUTRAJAYA, 20 Jun 2024 – Prestasi perdagangan Malaysia yang bertambah baik berikutan terhadap pertumbuhan berterusan ekonomi global serta perubahan terhadap permintaan barangan Malaysia di pasaran antarabangsa. Jumlah dagangan menunjukkan peningkatan 10.3 peratus daripada RM223.3 bilion pada tahun sebelumnya kepada RM246.3 bilion dipacu oleh kenaikan import 13.8 peratus, mencecah RM118.1 bilion dan eksport 7.3 peratus, berjumlah RM128.2 bilion pada Mei 2024 seperti yang dilaporkan hari ini dalam **BULETIN PERANGKAAAN PERDAGANGAN LUAR NEGERI MALAYSIA, MEI 2024**. Buletin ini juga membentangkan prestasi produk untuk eksport dan import serta rakan dagangannya.

Ketua Perangkawan Malaysia, Dato' Sri Dr. Mohd Uzir Mahidin menjelaskan prestasi eksport Malaysia meningkat pada Mei 2024 seiring dengan peningkatan eksport domestik, bernilai RM106.0 bilion, menyumbang 82.7 peratus kepada jumlah eksport, meningkat 13.2 peratus. Sebaliknya, eksport semula bernilai RM22.2 bilion, menyumbang 17.3 peratus kepada jumlah eksport turun kepada 14.1 peratus berbanding Mei 2023. Sementara itu, import bernilai RM118.1 bilion, meningkat 13.8 peratus. Lebih dagangan menurun 35.4 peratus kepada RM10.1 bilion, lebih bulan ke-49 berturut-turut sejak Mei 2020. Berbanding April 2024, eksport, import, jumlah dagangan dan imbalan dagangan masing-masing mencatatkan kenaikan 11.8 peratus, 10.4 peratus, 11.1 peratus dan 30.9 peratus.

Melihat dari sudut kumpulan barangan, 162 daripada 259 kumpulan eksport dan 169 daripada 259 kumpulan import menunjukkan peningkatan berbanding bulan yang sama pada tahun sebelumnya.

Ketua Perangkawan Malaysia turut menekankan bahawa eksport yang lebih tinggi disumbangkan oleh kenaikan terutamanya ke Singapura (+RM2.7 bilion), diikuti

Amerika Syarikat (+RM2.4 bilion), Taiwan (+RM1.9 bilion), India (+RM1.1 bilion), Filipina (+RM789.6 juta), Viet Nam (+RM719.6 juta), Kesatuan Eropah (+RM660.3 juta), Türkiye (+RM644.6 juta) dan Kanada (+RM450.2 juta). Selain itu, import yang lebih tinggi disumbangkan terutamanya dari China (+RM4.6 bilion), diikuti oleh Amerika Syarikat (+RM3.9 bilion), Emiriah Arab Bersatu (+RM1.5 bilion), Taiwan (+RM1.4 bilion), Kesatuan Eropah (+RM1.1 bilion), Singapura (+RM882.9 juta), Brazil (+RM556.3 juta), Rusia (+RM448.2 juta) dan Republik Korea (+RM349.8 juta).

Mengulas lebih lanjut mengenai eksport, kenaikan ini sejajar dengan peningkatan barangan elektrik & elektronik (+RM3.5 bilion); perkilangan lain (+RM1.5 bilion); minyak sawit & keluaran pertanian berasaskan minyak sawit (+RM1.4 bilion); barangan perkilangan logam (+RM1.3 bilion); barangan optik & saintifik (+RM1.1 bilion); barangan besi & keluli (+RM659.4 juta); dan jentera, kelengkapan & peralatan (+RM585.2 juta). Sementara itu, peningkatan import dicatatkan untuk barangan elektrik & elektronik (+RM7.5 bilion); barangan perkilangan logam (+RM747.1 juta); pertanian lain (+RM601.8 juta); makanan diproses (+RM571.0 juta); dan tekstil, pakaian & kasut (+RM324.6 juta).

Selanjutnya, Ketua Perangkawan Malaysia juga memaklumkan pertambahan import mengikut Penggunaan Akhir adalah seiring dengan permintaan yang lebih tinggi bagi barangan modal, barangan perantaraan dan barangan penggunaan. Import barangan modal bernilai RM13.9 bilion, meningkat 40.5 peratus berbanding Mei 2023, mewakili 11.8 peratus daripada jumlah import. Barang perantaraan (57.7% daripada jumlah import), bernilai RM68.1 bilion, mencatatkan peningkatan 24.1 peratus atau RM13.2 bilion. Barang penggunaan (8.6% daripada jumlah import), meningkat 14.7 peratus daripada RM8.9 bilion pada tahun sebelumnya kepada RM10.2 bilion.”

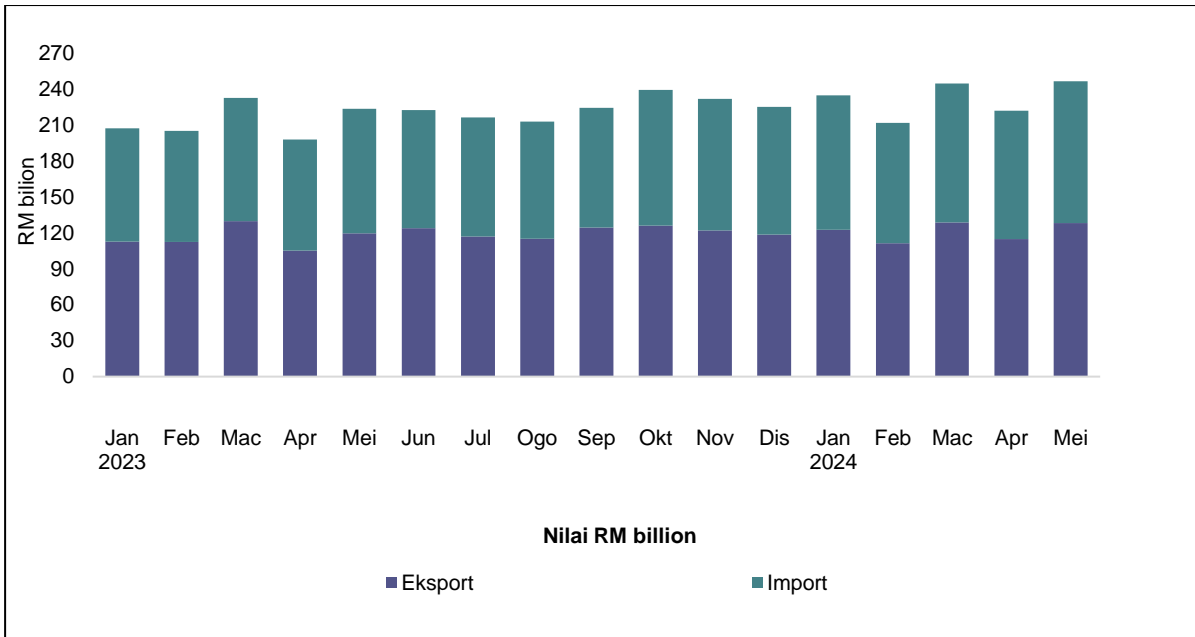
Jumlah dagangan, eksport dan import bagi tempoh Januari hingga Mei 2024 mencatatkan peningkatan sehingga mencecah RM1 trilion. Jumlah dagangan meningkat 8.7 peratus daripada RM1.1 trilion kepada RM1.2 trilion, sejajar dengan peningkatan dalam eksport (+4.5%) serta import (+13.7%). Sebaliknya, lebihan dagangan berkurangan 43.9 peratus mencatatkan nilai RM52.0 bilion berbanding tempoh yang sama pada 2023.

Jabatan Perangkaan Malaysia (DOSM) telah melancarkan OpenDOSM NextGen sebagai medium yang menyediakan katalog data dan visualisasi bagi memudahkan pengguna menganalisis pelbagai data dan boleh diakses melalui portal <https://open.dosm.gov.my>.

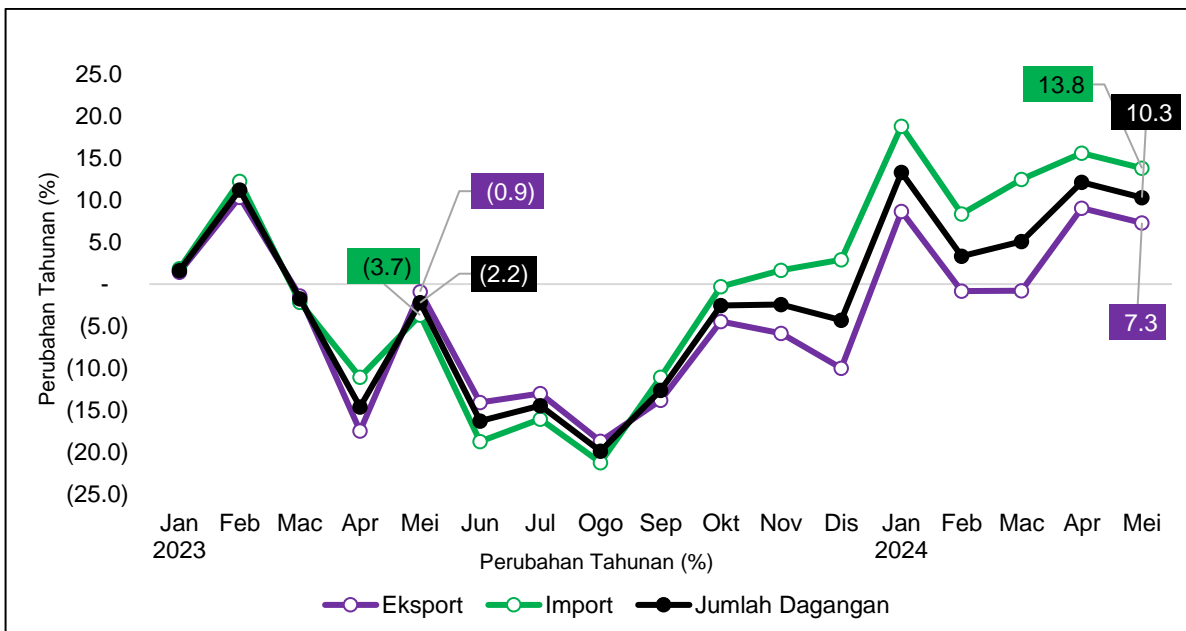
DOSM akan menjalankan Banci Pertanian pada tahun 2024. Sila layari <https://www.myagricensus.gov.my/> untuk maklumat lanjut. Tema adalah “Banci Pertanian, Kunci Kemajuan Pertanian.”

Kerajaan Malaysia telah mengisytiharkan Hari Statistik Negara (MyStats Day) pada 20 Oktober setiap tahun. Tema sambutan MyStats Day adalah “Statistik Nadi Kehidupan”. DOSM menyambut ulang tahun ke-75 Jubli Intan pada tahun 2024.

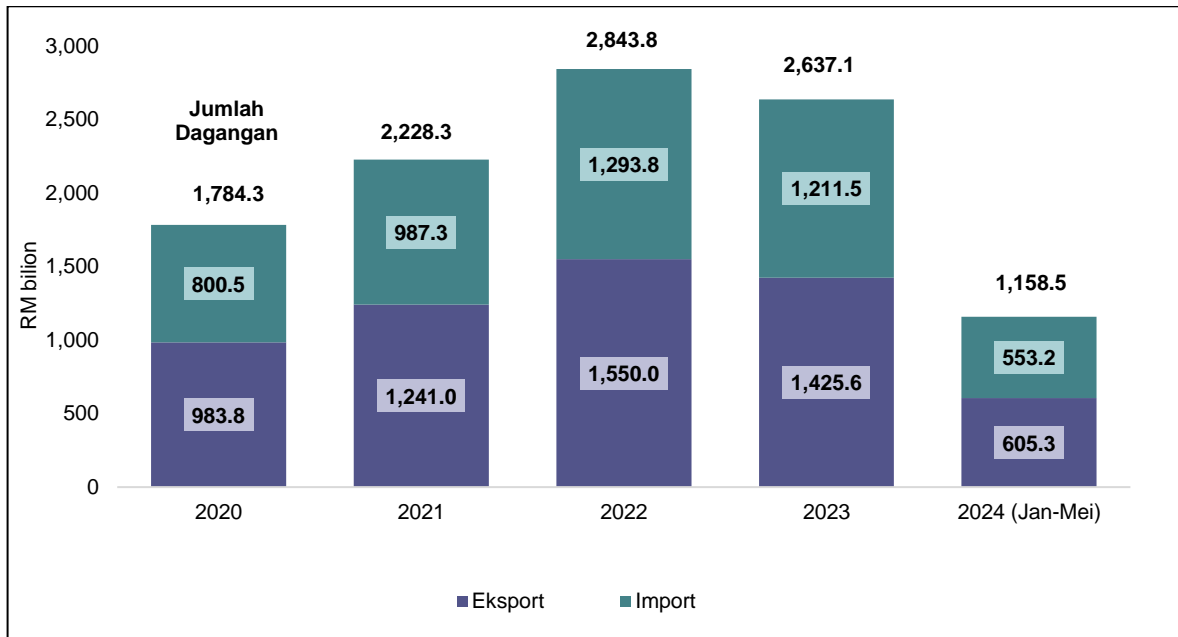
Carta 1: Perangkaan Perdagangan Luar Negeri, Jan 2023 – Mei 2024 (Nilai)



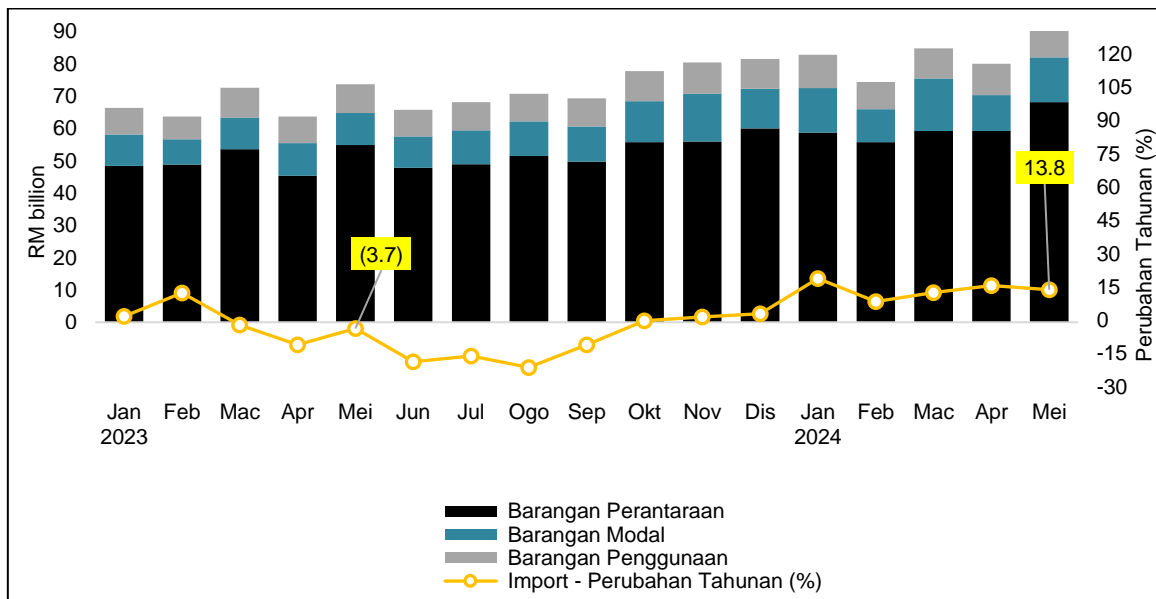
Carta 2: Perangkaan Perdagangan Luar Negeri, Jan 2023 – Mei 2024 (Peratus Perubahan Tahunan)



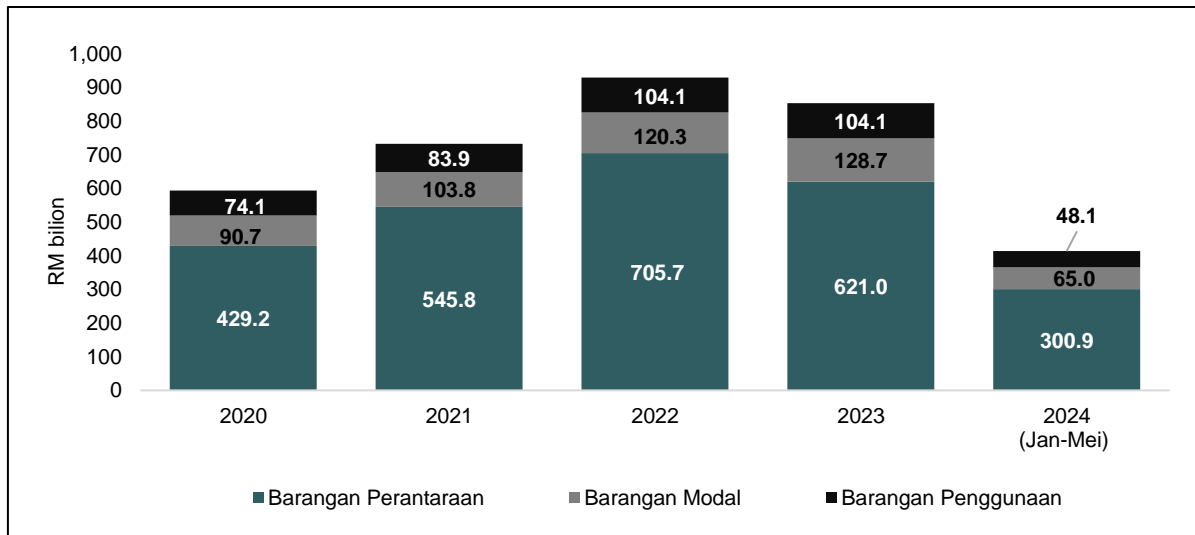
Carta 3: Perangkaan Perdagangan Luar Negeri, 2020 – 2024 (Jan-Mei)



Carta 4: Import mengikut Klasifikasi Penggunaan Akhir & Kategori Ekonomi Umum (BEC),
Jan 2023 – Mei 2024
(Nilai dan Peratus Perubahan Tahunan)



Carta 5: Import mengikut Klasifikasi Penggunaan Akhir & Kategori Ekonomi Umum (BEC)
2020 – 2024 (Jan-Mei)



Dikeluarkan oleh:

PEJABAT KETUA PERANGKAWAN MALAYSIA

JABATAN PERANGKAAN MALAYSIA

20 JUN 2024

Embargo: Only to be published or disseminated at 1200 hour, Thursday, June 20th, 2024



MINISTRY OF ECONOMY
DEPARTMENT OF STATISTICS MALAYSIA

MEDIA STATEMENT
MALAYSIA EXTERNAL TRADE STATISTICS
MAY 2024

Malaysia's trade expanded by 10.3 per cent in May 2024, maintaining its growth momentum

PUTRAJAYA, June 20, 2024 – *The Malaysia favourable trade performance in May 2024 stemmed from the continual growth of the global economy and changes in the demand for Malaysia's goods in the international market. Total trade exhibited a 10.3 per cent increase from RM223.3 billion in the previous year to RM246.3 billion, primarily driven by the growth in imports by 13.8 per cent, reaching RM118.1 billion and exports by 7.3 per cent, valued at RM128.2 billion in May 2024 as reported today in **MALAYSIA EXTERNAL TRADE STATISTICS BULLETIN, MAY 2024**. This bulletin also presents the performance of export and import products with its trading partners.*

Chief Statistician Malaysia, Dato' Sri Dr. Mohd Uzir Mahidin highlighted Malaysia's export performance increased in May 2024 in conjunction with the rise in domestic exports, worth RM106.0 billion, contributing 82.7 per cent to total exports rose by 13.2 per cent. On the other hand, re-exports worth RM22.2 billion, contributing 17.3 per cent to total exports was down by 14.1 per cent as compared to May 2023. Meanwhile, imports worth RM118.1 billion, increased by 13.8 per cent. Trade surplus decreased by 35.4 per cent to RM10.1 billion, the 49th consecutive month of surplus since May 2020. Comparing with April 2024, exports, imports, total trade and trade balance recorded an increase of 11.8 per cent, 10.4 per cent, 11.1 per cent and 30.9 per cent, respectively.

From the perspective of the commodity group, 162 out of 259 export groups and 169 out of 259 import groups showed an increase as compared to the same month of the previous year.

Chief Statistician Malaysia further explained higher exports was attributable from the increase mainly to the Singapore (+RM2.7 billion), followed by the United States (+RM2.4 billion), Taiwan (+RM1.9 billion), India (+RM1.1 billion), Philippines

(+RM789.6 million), Viet Nam (+RM719.6 million), the European Union (+RM660.3 million), Türkiye (+RM644.6 million) and Canada (+RM450.2 million). Moreover, higher imports were mainly contributed from China (+RM4.6 billion), followed by the United States (+RM3.9 billion), the United Arab Emirates (+RM1.5 billion), Taiwan (+RM1.4 billion), the European Union (+RM1.1 billion), Singapore (+RM882.9 million), Brazil (+RM556.3 million), Russia (+RM448.2 million) and Republic of Korea (+RM349.8 million).

Commenting further on exports, the rise was in line with the increase in electrical & electronic products (+RM3.5 billion); other manufactures (+RM1.5 billion); palm oil & palm-based agriculture products (+RM1.4 billion); manufacture of metal (+RM1.3 billion); optical & scientific equipment (+RM1.1 billion); iron & steel products (+RM659.4 million); and machinery, equipment & parts (+RM585.2 million). Furthermore, the increase in imports was logged for electrical & electronic products (+RM7.5 billion); manufacture of metal (+RM747.1 million); other agriculture (+RM601.8 million); processed food (+RM571.0 million); and textiles, apparels & footwear (+RM324.6 million).

Adding to this, the Chief Statistician Malaysia also emphasised the rise in imports by End Use which was in accordance with higher demand for capital goods, intermediate goods and consumption goods. Imports of capital goods with a value of RM13.9 billion, rose by 40.5 per cent as compared to May 2023, representing 11.8 per cent of total imports. Intermediate goods (57.7% of total imports), valued at RM68.1 billion, registered an increase of 24.1 per cent or RM13.2 billion. Consumption goods (8.6% of total imports), grew by 14.7 per cent from RM8.9 billion in the previous year to RM10.2 billion.

Total trade, exports and imports for the period of January to May 2024 registered an increase to hit RM1 trillion mark. Total trade grew by 8.7 per cent from RM1.1 trillion to RM1.2 trillion, in line with the rise in exports (+4.5%) as well as imports (+13.7%). On the contrary, trade surplus decreased by 43.9 per cent to post a value of RM52.0 billion as compared to the same period in 2023.

The Department of Statistics Malaysia (DOSM) has launched OpenDOSM NextGen as a medium that provides a catalog of data and visualisations to facilitate users' analysis of various data and can be accessed through <https://open.dosm.gov.my>.

DOSM will conduct the Agricultural Census in 2024. Please visit <https://www.myagricensus.gov.my/> for more information. The theme is "Agriculture Census, Key to Agricultural Development."

The Government of Malaysia has declared National Statistics Day (MyStats Day) on October 20th each year. MyStats Day theme is "Statistics is the Essence of Life". DOSM commemorates its 75th Diamond Jubilee in 2024.

Chart 1: External Trade Statistics, Jan 2023 – May 2024 (Value)

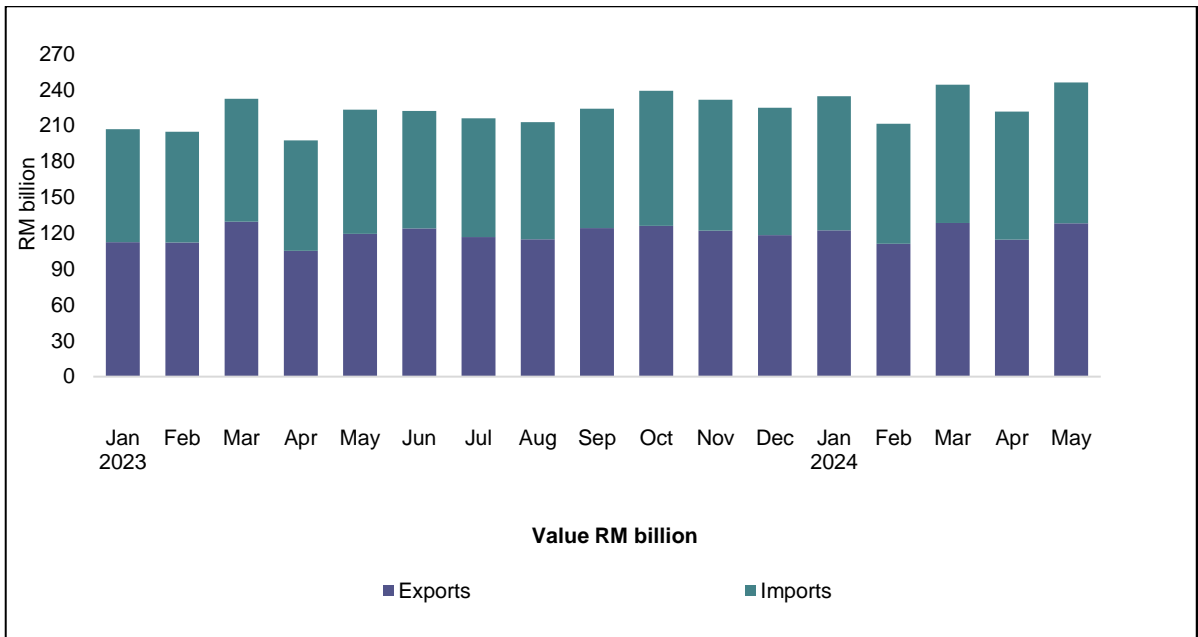


Chart 2: External Trade Statistics, Jan 2023 – May 2024 (Annual Percentage Change)

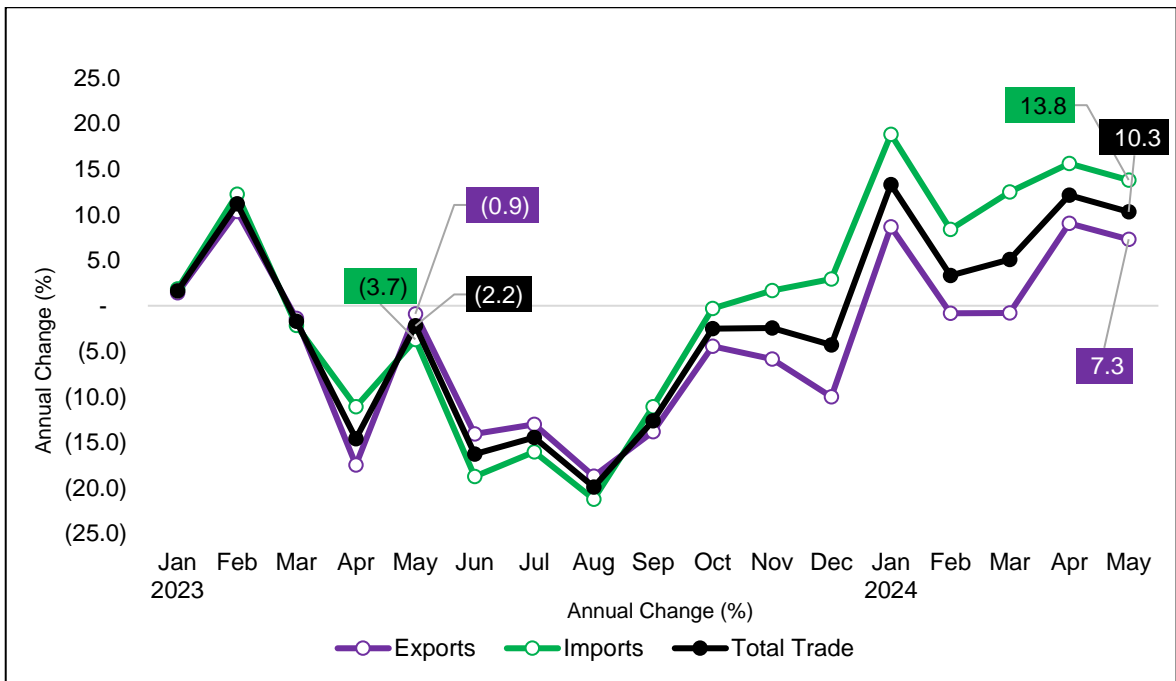


Chart 3: External Trade Statistics, 2020 – 2024 (Jan-May)

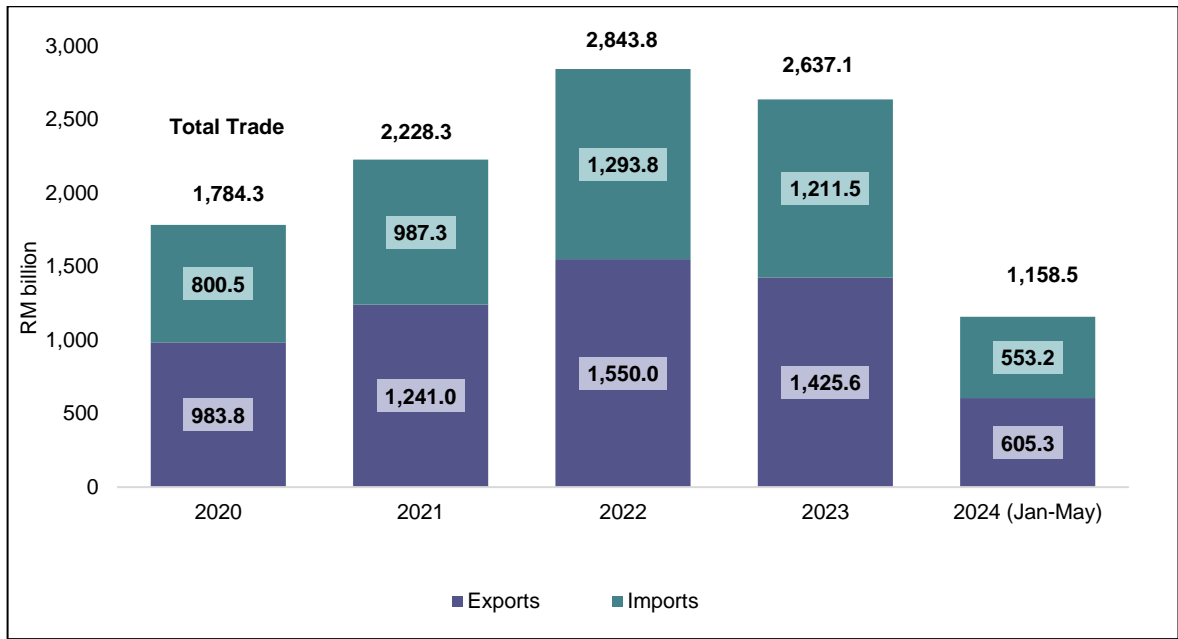


Chart 4: Imports for End Use & Broad Economic Categories (BEC) Classification, Jan 2023 – May 2024 (Value and Annual Percentage Change)

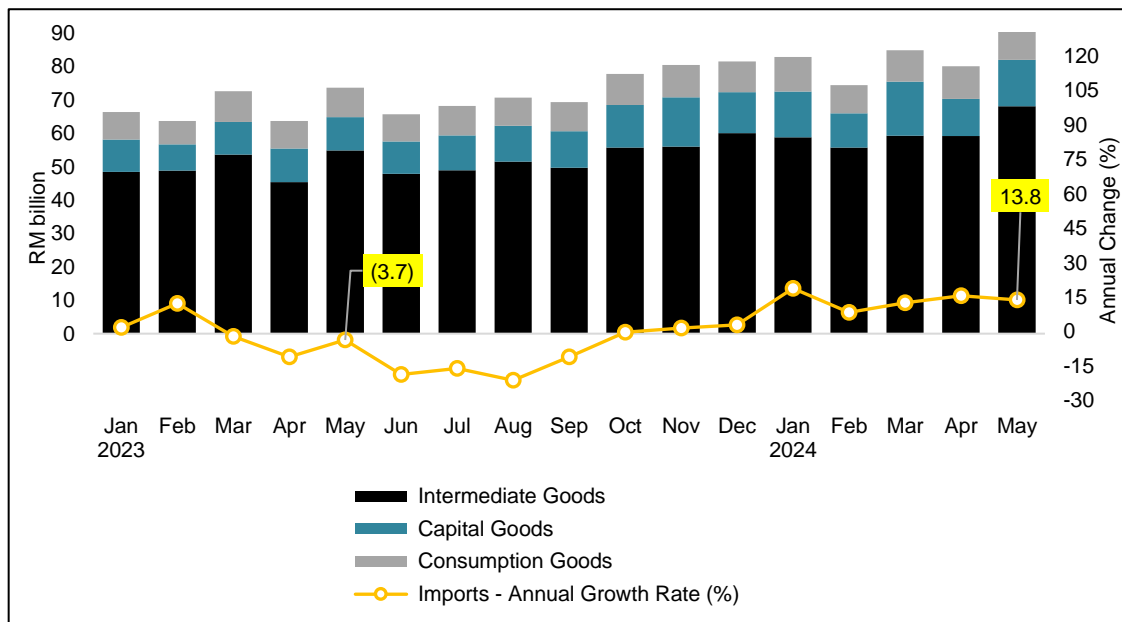
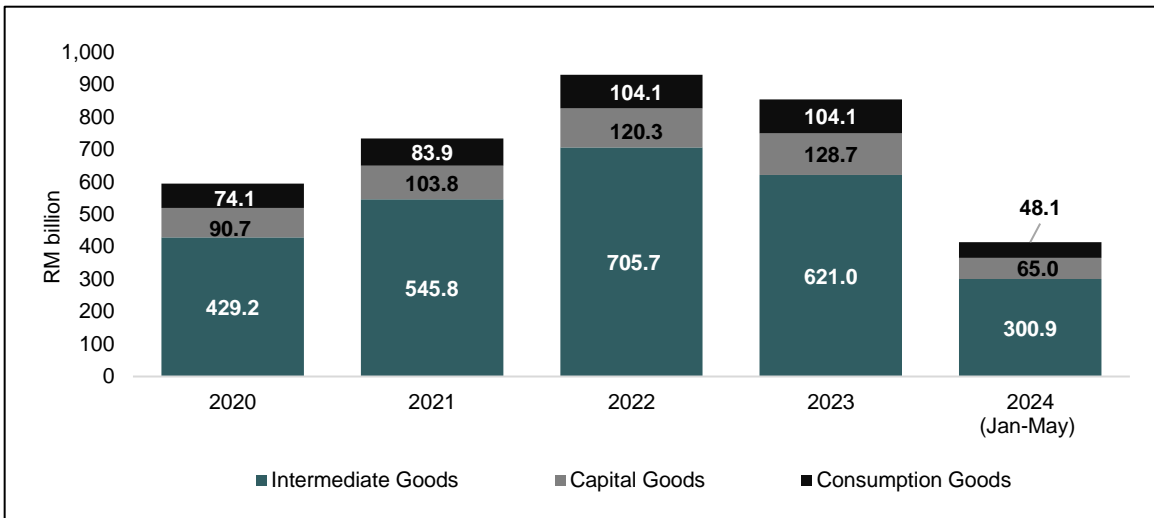


Chart 5: Imports for End Use & Broad Economic Categories (BEC) Classification, 2020 – 2024 (Jan-May)



Released by:

THE OFFICE OF CHIEF STATISTICIAN MALAYSIA

DEPARTMENT OF STATISTICS MALAYSIA

20 JUNE 2024