



KEMENTERIAN EKONOMI
JABATAN PERANGKAAN MALAYSIA

INDEKS VOLUM PERKHIDMATAN SUKU TAHUNAN

QUARTERLY VOLUME INDEX OF SERVICES

2024

SUKU TAHUN KETIGA

THIRD QUARTER



JABATAN PERANGKAAN MALAYSIA
DEPARTMENT OF STATISTICS MALAYSIA



KEMENTERIAN EKONOMI
JABATAN PERANGKAAN MALAYSIA

**INDEKS VOLUM PERKHIDMATAN
SUKU TAHUNAN**
QUARTERLY VOLUME INDEX OF SERVICES
(2015=100)

SUKU TAHUN KETIGA 2024
THIRD QUARTER 2024

Dikeluarkan pada: 7 November 2024
Released on: 7 November 2024

Pemakluman

Jabatan Perangkaan Malaysia (DOSM) telah melancarkan OpenDOSM NextGen sebagai medium yang menyediakan katalog data dan visualisasi bagi memudahkan pengguna menganalisis pelbagai data dan boleh diakses melalui portal <https://open.dosm.gov.my>.

Kerajaan Malaysia telah mengisytiharkan Hari Statistik Negara (MyStats Day) pada 20 Oktober. Tema sambutan MyStats Day adalah "Statistik Nadi Kehidupan". DOSM menyambut ulang tahun ke-75 Jubli Intan pada tahun 2024.

Announcement

The Department of Statistics Malaysia (DOSM) has launched OpenDOSM NextGen as a medium that provides catalogue data and visualisations to facilitate users' analysis and can be accessed through <https://open.dosm.gov.my>.

The Government of Malaysia has declared National Statistics Day (MyStats Day) on October 20th. MyStats Day theme is "Statistics is the Essence of Life". DOSM commemorates its 75th Diamond Jubilee in 2024.

JABATAN PERANGKAAN MALAYSIA
DEPARTMENT OF STATISTICS MALAYSIA

Diterbitkan dan dicetak oleh / *Published and printed by:*

Jabatan Perangkaan Malaysia

Department of Statistics Malaysia

Blok C6 & C7, Kompleks C,

Pusat Pentadbiran Kerajaan Persekutuan,

62514 Putrajaya,

MALAYSIA

Tel. : 03-8885 7000
Faks : 03-8888 9248
Portal : <https://www.dosm.gov.my>
Facebook / X / Instagram / Youtube : StatsMalaysia
E-mel / *E-mail* : info@dosm.gov.my (pertanyaan umum / *general enquiries*)
data@dosm.gov.my (pertanyaan & permintaan data / *data request & enquiries*)

Harga / *Price* : RM10.00

Diterbitkan pada November 2024 / *Published in November 2024*

Hakcipta terpelihara / All rights reserved.

Tiada bahagian daripada terbitan ini boleh diterbitkan semula, disimpan untuk pengeluaran atau ditukar dalam apa-apa bentuk atau alat apa jua pun kecuali setelah mendapat kebenaran daripada Jabatan Perangkaan Malaysia. Pengguna yang mengeluarkan sebarang maklumat dari terbitan ini sama ada yang asal atau diolah semula hendaklah meletakkan kenyataan berikut:

“Sumber: Jabatan Perangkaan Malaysia”

No part of this publication may be reproduced or distributed in any form or by any means or stored in data base without the prior written permission from Department of Statistics Malaysia. Users reproducing content of this publication with or without adaptation should quote the following:

“Source: Department of Statistics Malaysia”

ISSN 2636-9559

KATA PENGANTAR

Penerbitan Indeks Volum Perkhidmatan Suku Tahun Ketiga 2024 ini membentangkan indikator jangka pendek berkaitan corak dan prestasi Sektor Perkhidmatan di Malaysia bagi tahun 2015 hingga suku tahun ketiga 2024.

Indeks Volum Perkhidmatan ini meliputi 13 subsektor perkhidmatan iaitu Perdagangan borong & runcit, Kewangan & insurans, Maklumat & komunikasi, Pengangkutan & penyimpanan, Makanan & minuman, Profesional, Hartanah, Pentadbiran & khidmat sokongan, Pendidikan swasta, Kesihatan swasta, Kesenian, hiburan & rekreasi, Penginapan dan Perkhidmatan persendirian & lain-lain aktiviti.

Indeks Volum Perkhidmatan Suku Tahunan telah disusun buat kali pertama dengan menggunakan tahun 2010 sebagai tahun asas (2010=100). Kini ia telah diasaskan semula kepada tahun 2015 dan telah dibuat pelarasan musim (2015=100). Indeks volum disusun berpandukan *Compilation Manual for an Index of Services Production (OECD, 2007)*, manakala pengkelasan industri perkhidmatan adalah berdasarkan Piawaian Klasifikasi Industri Malaysia (MSIC) 2008 Version 1.0. Klasifikasi industri ini adalah selaras dengan *International Standard Industrial Classification of All Economic Activities (ISIC), Revision 4, 2008* yang diterbitkan oleh *United Nations Statistics Division (UNSD)*.

Penerbitan ini mengandungi sorotan penting, jadual-jadual statistik terperinci bagi membantu pengguna membuat analisis dan nota teknikal yang menerangkan berkenaan sumber data, metodologi dan konsep yang digunakan dalam pengeluaran indeks volum.

Jabatan Statistik Malaysia merakamkan setinggi-tinggi penghargaan kepada semua pihak yang terlibat secara langsung dan tidak langsung dalam merealisasikan laporan yang diterbitkan ini. Sebarang cadangan dan pandangan ke arah penambahbaikan laporan ini pada masa hadapan amatlah dihargai.

DATO' SRI DR. MOHD UZIR MAHIDIN
Ketua Perangkawan Malaysia

November 2024

PREFACE

The publication of Volume Index of Services for the Third Quarter of 2024 presents short-term indicator on the pattern and performance of the Services Sector in Malaysia for the year 2015 until the third quarter of 2024.

Volume Index of Services comprises of 13 sub-sectors namely Wholesale & retail trade, Finance & insurance, Information & communication, Transportation & storage, Food & beverage, Professional, Real estate, Administrative & support services, Private education, Private health, Arts, entertainment & recreation, Accommodation and Personal services & other activities.

The Quarterly Volume Index of Services was compiled for the first time using 2010 as the base year (2010=100). At present, it has been rebased to 2015 and was seasonally adjusted (2015=100). Volume index is compiled according to the Compilation Manual for an Index of Services Production (OECD, 2007), while the classification of the services industries is based on Malaysia Standard Industrial Classification (MSIC) 2008 Version 1.0. The classification is in line with the International Standard Industrial Classification of All Economic Activities (ISIC), Revision 4, 2008 published by the United Nations Statistics Division (UNSD).

This publication contains the highlights, detailed statistical tables to facilitate users for analysis and technical notes that explains data sources, methodology and concepts used in the compilation of the volume index.

The Department of Statistics Malaysia gratefully acknowledges to all those who has contributed directly and indirectly to this report. Any comments and suggestions towards improving future reports are greatly appreciated.

DATO' SRI DR. MOHD UZIR MAHIDIN

Chief Statistician Malaysia

November 2024

KALENDAR AWALAN KELUARAN 2024

ADVANCE RELEASE CALENDAR 2024

Suku Tahun Rujukan <i>Reference Quarter</i>	Tarikh <i>Date</i>
Suku pertama 2024 <i>First quarter 2024</i>	9 Mei 2024 <i>9 May 2024</i>
Suku kedua 2024 <i>Second quarter 2024</i>	8 Ogos 2024 <i>8 August 2024</i>
Suku ketiga 2024 <i>Third quarter 2024</i>	7 November 2024 <i>7 November 2024</i>
Suku keempat 2025 <i>Fourth quarter 2025</i>	6 Februari 2025 <i>6 February 2025</i>

Nota.
Note.

Merujuk kepada tarikh data disebarkan kepada media atau dalam penerbitan khusus. Tarikh siaran tertakluk kepada pindaan.

Refers to the date of the data's dissemination to the media or in the specific publication. Release dates are subject to change.

SINGKATAN

ABBREVIATIONS

ST	:	Suku Tahun
QoQ	:	Suku Tahun ke Suku Tahun
YoY	:	Tahun ke Tahun
t.t.t.l.	:	Tidak terkelas di tempat lain

Q	:	<i>Quarter</i>
QoQ	:	<i>Quarter-on-Quarter</i>
YoY	:	<i>Year-on-Year</i>
n.e.c.	:	<i>Not elsewhere classified</i>
i.e	:	<i>that is</i>
etc.	:	<i>et cetera</i>

SIMBOL

SYMBOLS

&	:	dan
/	:	atau
%	:	peratus

&	:	<i>and</i>
/	:	<i>or</i>
%	:	<i>per cent</i>

Nota.

Note.

Penjumlahan komponen mungkin berbeza dengan angka jumlah kecil atau besar disebabkan pembundaran.
The sum of the component figures may not conform with the sub-total or total figures due to rounding.

KANDUNGAN

CONTENTS

	Muka Surat <i>Page</i>
Kata Pengantar <i>Preface</i>	i
Kalendar Awalan Keluaran 2024 <i>Advance Release Calendar 2024</i>	iii
Singkatan/ Simbol <i>Abbreviations/ Symbols</i>	iv
Sepintas Lalu <i>Snapshots</i>	3
Ringkasan Penemuan <i>Summary of Findings</i>	7
Jadual Statistik <i>Statistical Tables</i>	
Jadual 1 Indeks Volum Perkhidmatan, Suku Tahun Ketiga 2024 <i>Table 1</i> <i>Volume Index of Services, Third Quarter 2024</i>	13
Jadual 2 Indeks Volum Perkhidmatan mengikut Segmen <i>Table 2</i> <i>Volume Index of Services by Segment</i>	14
i. Indeks Volum Perkhidmatan mengikut Subsektor <i>Volume Index of Services by Sub-sector</i>	16
Jadual 3 Indeks Volum Perkhidmatan mengikut Aktiviti <i>Table 3</i> <i>Volume Index of Services by Activity</i>	
i. Perdagangan Borong & Runcit <i>Wholesale & Retail Trade</i>	24
ii. Kewangan & Insurans <i>Finance & Insurance</i>	26
iii. Maklumat & Komunikasi <i>Information & Communication</i>	28
iv. Pengangkutan & Penyimpanan <i>Transportation & Storage</i>	30
Jadual 4 Indeks Volum Perkhidmatan Pelarasan Musim mengikut Subsektor <i>Table 4</i> <i>Seasonally Adjusted Volume Index of Services by Sub-sector</i>	32
Nota Teknikal <i>Technical Notes</i>	39
Lampiran Piawaian Klasifikasi Industri Malaysia 2008 Version 1.0 <i>Appendix</i> <i>Malaysia Standard Industrial Classification 2008 Version 1.0</i>	55

Muka surat ini sengaja dibiarkan kosong

This page is deliberately left blank



SEPINTAS LALU

SNAPSHOTS



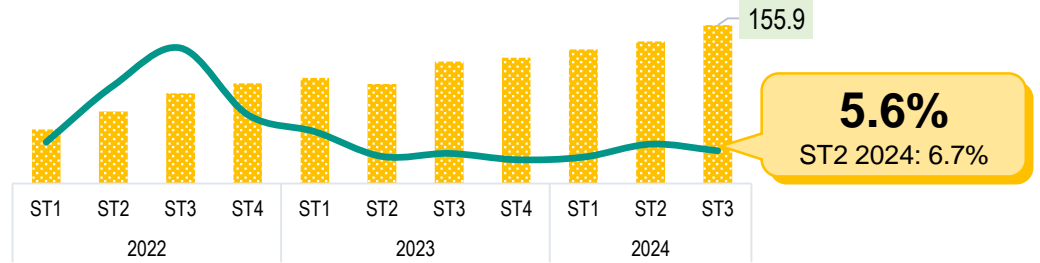
Muka surat ini sengaja dibiarkan kosong

This page is deliberately left blank



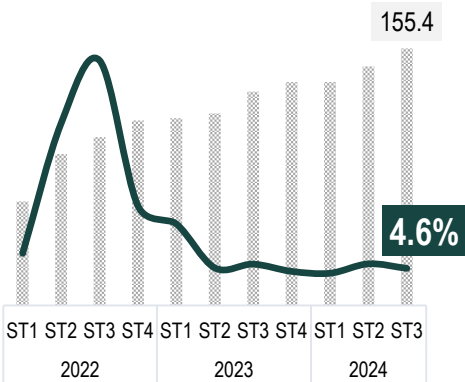
INDEKS VOLUM PERKHIDMATAN, SUKU TAHUN KETIGA 2024

Indeks Volum Perkhidmatan **meningkat 5.6 peratus** pada suku tahun ketiga 2024



Indeks Volum Perkhidmatan mengikut Segmen

PERDAGANGAN BORONG & RUNCIT, MAKANAN & MINUMAN DAN PENGINAPAN



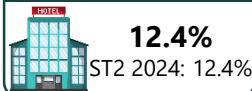
Perdagangan borong & runcit



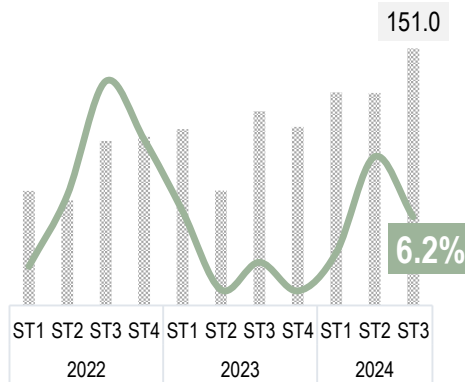
Makanan & minuman



Penginapan



PERKHIDMATAN PERNIAGAAN DAN KEWANGAN



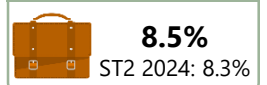
Kewangan & insurans



Hartanah

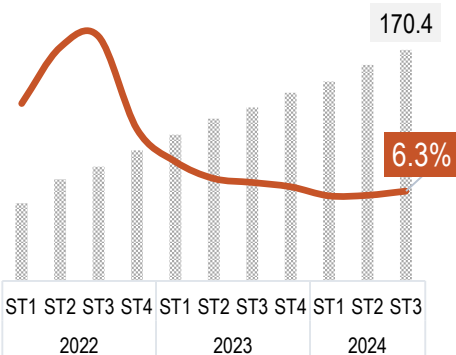


Profesional dan PKS

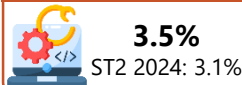


Nota.
PKS – Pentadbiran & khidmat sokongan

MAKLUMAT & KOMUNIKASI DAN PENGANGKUTAN & PENYIMPANAN



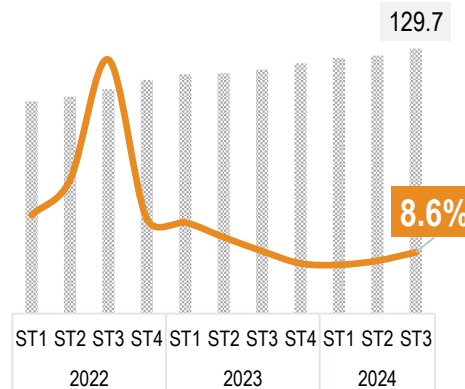
Maklumat & komunikasi



Pengangkutan & penyimpanan



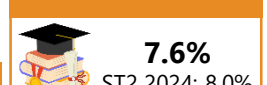
PERKHIDMATAN LAIN



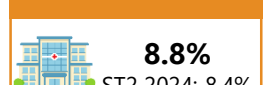
Kesenian, hiburan & rekreasi dan PL



Pendidikan swasta



Kesihatan swasta

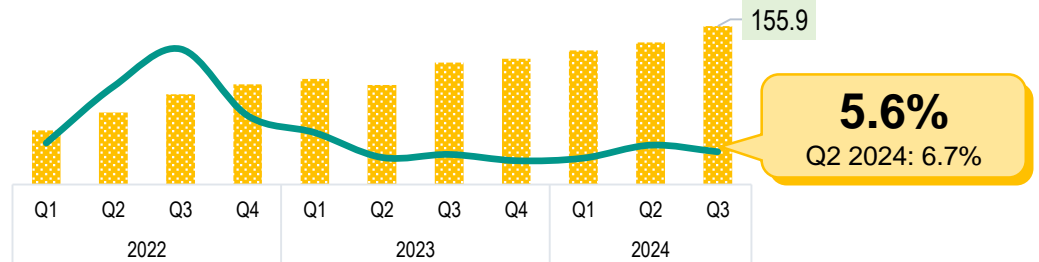


Nota.
PL – Perkhidmatan persendirian & lain-lain aktiviti



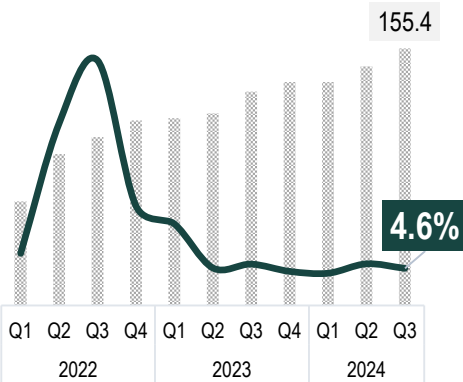
VOLUME INDEX OF SERVICES, THIRD QUARTER 2024

Volume Index of Services
grew 5.6 per cent
in third quarter 2024



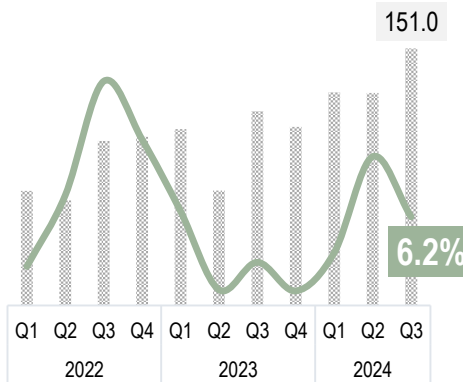
Volume Index of Services by Segment

WHOLESALE & RETAIL TRADE, FOOD & BEVERAGE AND ACCOMMODATION



Wholesale & retail trade	4.3% Q2 2024: 4.9%
Food & beverage	4.3% Q2 2024: 4.0%
Accommodation	12.4% Q2 2024: 12.4%

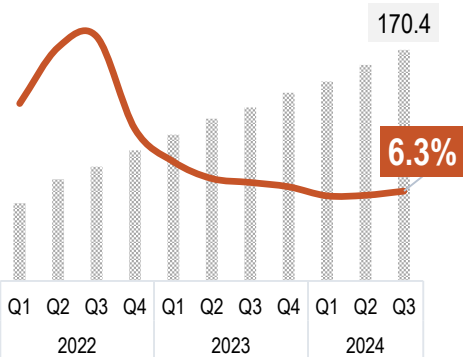
BUSINESS SERVICES AND FINANCE



Finance & insurance	3.5% Q2 2024: 11.4%
Real estate	13.6% Q2 2024: 11.3%
Professional and PKS	8.5% Q2 2024: 8.3%

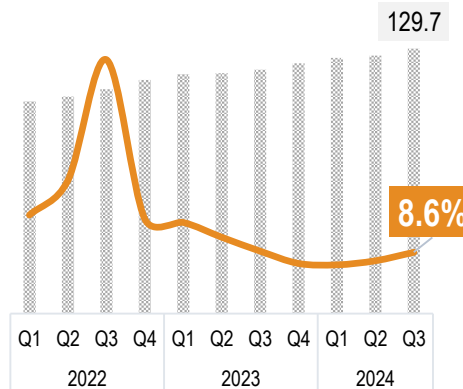
Note:
PKS – Administrative & support services

INFORMATION & COMMUNICATION AND TRANSPORTATION & STORAGE



Information & communication	3.5% Q2 2024: 3.1%
Transportation & storage	10.6% Q2 2024: 10.5%

OTHER SERVICES



Arts, entertainment & recreation and PL	9.4% Q2 2024: 5.7%
Private education	7.6% Q2 2024: 8.0%
Private health	8.8% Q2 2024: 8.4%

Note:
PL – Personal services & other activities



RINGKASAN PENEMUAN

SUMMARY OF FINDINGS



Muka surat ini sengaja dibiarkan kosong

This page is deliberately left blank



INDEKS VOLUM PERKHIDMATAN

Suku Tahun Ketiga 2024

RINGKASAN PENEMUAN

Indeks Volum Perkhidmatan kekal mencatatkan pertumbuhan positif dengan **5.6 peratus** pada suku tahun ketiga 2024. Prestasi ini dipacu oleh pertumbuhan segmen Perdagangan borong & runcit, Makanan & minuman dan Penginapan (**4.6%**), diikuti oleh segmen Perkhidmatan perniagaan dan Kewangan (**6.2%**), segmen Maklumat & komunikasi dan Pengangkutan & penyimpanan (**6.3%**), dan segmen Perkhidmatan lain (**8.6%**).

Bagi perbandingan suku tahunan pula, indeks volum Perkhidmatan naik **2.5 peratus** dengan mencatatkan **155.9 mata**. Kenaikan ini disumbangkan oleh peningkatan segmen Perkhidmatan perniagaan dan Kewangan (**4.3 peratus**), diikuti oleh segmen Perdagangan borong & runcit, Makanan & minuman dan Penginapan (**1.9%**), segmen Maklumat & komunikasi dan Pengangkutan & penyimpanan (**1.5%**) dan segmen Perkhidmatan lain (**2.7%**).

Sementara itu, indeks volum pelarasan musim bagi sektor ini tumbuh **1.6 peratus** untuk mencatatkan **148.9 mata** pada suku tahun ketiga 2024.

	Indeks Volum (2015=100)				
	Asal	% Perubahan		Pelarasan Musim	% Perubahan QoQ
		YoY	QoQ		
Sektor Perkhidmatan	155.9	5.6	2.5	148.9	1.6
Segmen 1 Perdagangan borong & runcit, Makanan & minuman dan Penginapan	155.4	4.6	1.9	155.4	0.5
Segmen 2 Perkhidmatan perniagaan dan Kewangan	151.0	6.2	4.3	133.8	3.3
Segmen 3 Maklumat & komunikasi dan Pengangkutan & penyimpanan	170.4	6.3	1.5	158.3	1.6
Segmen 4 Perkhidmatan lain	129.7	8.6	2.7	133.8	3.6

PRESTASI MENGIKUT SEGMENT

SEGMENT 1



PERDAGANGAN BORONG & RUNCIT, MAKANAN & MINUMAN DAN PENGINAPAN

Indeks volum bagi segment Perdagangan borong & runcit, Makanan & minuman dan Penginapan meningkat **4.6 peratus** kepada **155.4 mata** berbanding suku tahun ketiga 2023. Subsektor Perdagangan borong & runcit merupakan pendorong utama terhadap kenaikan segment ini dengan mencatatkan pertumbuhan **4.3 peratus**. Bagi perbandingan secara suku tahunan, segment ini naik **1.9 peratus** berbanding suku tahun sebelumnya.

Indeks volum pelarasan musim bagi segment ini meningkat **0.5 peratus** berbanding suku tahun sebelumnya dan mencatatkan **155.4 mata**.

SEGMENT 2



PERKHIDMATAN PERNIAGAAN DAN KEWANGAN

Pada suku tahun ketiga 2024, segment Perkhidmatan perniagaan dan Kewangan meningkat **6.2 peratus** kepada **151.0 mata** berbanding suku tahun yang sama tahun sebelumnya. Peningkatan ini dipacu oleh pertumbuhan subsektor Profesional dan Pentadbiran & khidmat sokongan yang tumbuh **8.5 peratus**. Bagi perbandingan suku tahunan, segment ini naik **4.3 peratus** berbanding suku tahun kedua 2024.

Bagi indeks volum pelarasan musim, segment ini meningkat **3.3 peratus** suku tahun ke suku tahun kepada **133.8 mata**.

SEGMENT 3



MAKLUMAT & KOMUNIKASI DAN PENGANGKUTAN PENYIMPANAN

Segment Maklumat & komunikasi dan Pengangkutan & penyimpanan mencatatkan indeks volum **170.4 mata**, peningkatan **6.3 peratus** berbanding suku tahun yang sama tahun sebelumnya. Subsektor Pengangkutan & penyimpanan merupakan penyumbang utama kepada peningkatan ini dengan merekodkan pertumbuhan **10.6 peratus**. Bagi perbandingan suku tahunan, segment ini meningkat **1.5 peratus** berbanding suku tahun kedua 2024.

Pada masa yang sama, indeks volum pelarasan musim bagi segment ini naik **1.6 peratus** berbanding suku tahun sebelumnya untuk mencapai **158.3 mata**.

SEGMENT 4



PERKHIDMATAN LAIN

Indeks volum bagi segment Perkhidmatan lain naik **8.6 peratus** kepada **129.7 mata** berbanding suku tahun ketiga 2023. Peningkatan ini didorong oleh subsektor Kesenian, hiburan & rekreasi dan Perkhidmatan persendirian & lain-lain aktiviti dengan pertumbuhan **9.4 peratus**. Segment ini turut bertumbuh **2.7 peratus** suku tahun ke suku tahun.

Indeks volum pelarasan musim bagi segment Perkhidmatan lain meningkat **3.6 peratus** dan merekodkan **133.8 mata** berbanding suku tahun kedua 2024.



VOLUME INDEX OF SERVICES

Third Quarter 2024

SUMMARY OF FINDINGS

Volume Index of Services posted **5.6 per cent** growth in third quarter 2024, continuing positive trend from the previous quarter. This performance was attributed to the growth in Wholesale & retail trade, Food & beverage and Accommodation segment (**4.6%**), followed by Business services and Finance segment (**6.2%**), Information & communication and Transportation & storage segment (**6.3%**), and Other services segment (**8.6%**).

For quarter-on-quarter comparison, volume index of Services recorded a **2.5 per cent** increase to record **155.9 points**. This growth was supported by the increase in Business services and Finance segment (**4.3%**), followed by Wholesale & retail trade, Food & beverage and Accommodation segment (**1.9%**), Information & communication and Transportation & storage segment (**1.5%**), and Other services segment (**2.7%**).

Meanwhile, the seasonally adjusted volume index for this sector grew **1.6 per cent** to stand at **148.9 points** in the third quarter of 2024.

	Volume Index (2015=100)				
	Original	% Changes		Seasonally Adjusted	% Changes QoQ
		YoY	QoQ		
Services Sector	155.9	5.6	2.5	148.9	1.6
Segment 1 Wholesale & retail trade, Food & beverage and Accommodation	155.4	4.6	1.9	155.4	0.5
Segment 2 Business services and Finance	151.0	6.2	4.3	133.8	3.3
Segment 3 Information & communication and Transportation & storage	170.4	6.3	1.5	158.3	1.6
Segment 4 Other services	129.7	8.6	2.7	133.8	3.6

PERFORMANCE BY SEGMENT

SEGMENT 1



WHOLESALE & RETAIL TRADE, FOOD & BEVERAGE AND ACCOMMODATION

The volume index of Wholesale & retail trade, Food & beverage and Accommodation segment increased **4.6 per cent** to **155.4 points** compared to the third quarter of 2023. Wholesale & retail trade sub-sector was the main contributor to the increase in this segment, registering a **4.3 per cent** growth. On a quarterly comparison, this segment rose **1.9 per cent** compared to the previous quarter.

The seasonally adjusted volume index of this segment increased **0.5 per cent** over the previous quarter to record **155.4 points**.

SEGMENT 2



BUSINESS SERVICES AND FINANCE

In the third quarter of 2024, Business services and Finance segment improved by **6.2 per cent** to **151.0 points** compared to the same quarter of the previous year. This increase was attributed to the growth in Professional and Administrative & support services sub-sector, which grew **8.5 per cent**. On a quarterly basis, this segment increased **4.3 per cent** compared to the second quarter of 2024.

As for seasonally adjusted volume index, this segment recorded a **3.3 per cent** increase quarter-on-quarter to reach **133.8 points**.

SEGMENT 3



INFORMATION & COMMUNICATION AND TRANSPORTATION & STORAGE

Information & communication and Transportation & storage segment recorded a volume index of **170.4 points**, representing an increase of **6.3 per cent** compared to the same quarter of the previous year. Transportation & storage sub-sector was the main contributor to this increase, recording a growth of **10.6 per cent**. On a quarterly basis, this segment increased **1.5 per cent** compared to the second quarter of 2024.

At the same time, the seasonally adjusted volume index in this segment increased **1.6 per cent** compared to the previous quarter to reach **158.3 points**.

SEGMENT 4



OTHER SERVICES

The volume index of Other services rose **8.6 per cent** to **129.7 points** compared to the third quarter of 2023. The increase was primarily driven by Private Arts, entertainment & recreation and Personal services & other activities sub-sector, which experienced a growth of **9.4 per cent**. This segment also grew **2.7 per cent** quarter-on-quarter.

The seasonally adjusted volume index for Other Services segment rose **3.6 per cent** to record **133.8 points** compared to the second quarter of 2024.



JADUAL STATISTIK

STATISTICAL TABLES



Muka surat ini sengaja dibiarkan kosong

This page is deliberately left blank

Jadual 1 : Indeks Volum Perkhidmatan, Suku Tahun Ketiga 2024
Table 1 : Volume Index of Services, Third Quarter 2024
(2015=100)

Subsektor <i>Sub-sector</i>	Wajaran <i>Weight</i>	Indeks Volum Asal <i>Original Volume Index</i>			Indeks Volum Pelarasan Musim <i>Seasonally Adjusted Volume Index</i>	
		Indeks Volum <i>Volume Index</i>	% Perubahan <i>Change</i>		Indeks Volum <i>Volume Index</i>	% Perubahan <i>Change</i>
			Q3 2024 ^P	QoQ		
PERKHIDMATAN <i>SERVICES</i>	100.0	155.9	2.5	5.6	148.9	1.6
Perdagangan borong & runcit, Makanan & minuman dan Penginapan <i>Wholesale & retail trade, Food & beverage and Accommodation</i>	45.2	155.4	1.9	4.6	155.4	0.5
Perdagangan borong & runcit <i>Wholesale & retail trade</i>	37.9	158.3	1.8	4.3	160.6	0.4
Makanan & minuman <i>Food & beverage</i>	5.7	134.0	1.5	4.3	138.5	4.0
Penginapan <i>Accommodation</i>	1.6	165.2	3.9	12.4	94.4	-10.4
Perkhidmatan perniagaan dan Kewangan <i>Business services and Finance</i>	26.8	151.0	4.3	6.2	133.8	3.3
Kewangan & Insurans <i>Finance & Insurance</i>	16.0	143.3	5.5	3.5	113.7	0.8
Profesional dan Pentadbiran & khidmat sokongan <i>Professional and Administrative & support services</i>	7.2	173.4	1.6	8.5	173.4	5.2
Hartanah <i>Real Estate</i>	3.6	140.3	6.0	13.6	144.4	8.5
Maklumat & komunikasi dan Pengangkutan & penyimpanan <i>Information & communication and Transportation & storage</i>	21.9	170.4	1.5	6.3	158.3	1.6
Maklumat & komunikasi <i>Information & communication</i>	12.9	171.8	1.0	3.5	171.8	1.3
Pengangkutan & penyimpanan <i>Transportation & storage</i>	9.0	168.3	2.3	10.6	139.0	2.2
Perkhidmatan lain <i>Other services</i>	6.1	129.7	2.7	8.6	133.8	3.6
Kesenian, hiburan & rekreasi dan Perkhidmatan persendirian & lain-lain aktiviti <i>Arts, entertainment & recreation and Personal services & other activities</i>	2.6	101.1	3.2	9.4	109.4	6.7
Pendidikan swasta <i>Private education</i>	1.9	136.2	1.9	7.6	133.7	-1.6
Kesihatan swasta <i>Private health</i>	1.6	166.7	3.1	8.8	172.2	5.5

^P Data Awalan/ Preliminary Data

Jadual 2 : Indeks Volum Perkhidmatan mengikut Segmen
Table 2 : Volume Index of Services by Segment
(2015=100)

Segmen <i>Segment</i>	Perkhidmatan <i>Services</i>	Perdagangan borong & runcit, Makanan & minuman dan penginapan <i>Wholesale & retail trade, Food & beverage and Accommodation</i>	Perkhidmatan perniagaan dan kewangan <i>Business services and Finance</i>	Maklumat & komunikasi dan Pengangkutan & penyimpanan <i>Information & communication and Transportation & storage</i>	Perkhidmatan lain <i>Other services</i>	
Tempoh <i>Period</i>						
Wajaran/ Weight	100.0	45.2	26.8	21.9	6.1	
a. Indeks Volum/ Volume Index						
2015	100.0	100.0	100.0	100.0	100.0	
2016	105.7	106.1	104.3	106.8	105.6	
2017	112.9	113.5	110.5	114.7	112.1	
2018	121.1	122.4	117.6	123.1	119.5	
2019	128.9	130.5	124.7	131.1	127.1	
2020	118.6	118.0	119.7	124.0	99.4	
2021	120.6	118.6	122.9	130.2	90.8	
2022	137.9	138.9	134.3	148.6	108.6	
2023	145.7	147.1	138.2	159.3	119.2	
2018	Q1	117.3	118.0	115.4	118.9	114.8
	Q2	118.8	120.3	113.4	122.7	117.3
	Q3	123.0	124.2	119.3	125.3	122.1
	Q4	125.2	126.9	122.1	125.6	123.9
2019	Q1	125.1	126.2	122.2	127.0	122.2
	Q2	126.5	128.3	120.5	130.6	124.3
	Q3	130.7	132.4	126.1	133.0	129.8
	Q4	133.2	135.0	129.9	133.7	132.0
2020	Q1	127.9	128.1	127.2	130.4	121.2
	Q2	99.2	94.4	103.3	111.3	74.0
	Q3	123.4	123.8	123.6	128.2	101.9
	Q4	124.0	125.6	124.7	126.3	100.6
2021	Q1	123.5	123.5	127.6	127.8	91.3
	Q2	116.8	113.5	120.4	127.0	89.6
	Q3	114.1	108.8	119.3	128.1	81.1
	Q4	127.7	128.5	124.2	138.1	101.0
2022	Q1	132.3	131.3	131.0	143.6	103.9
	Q2	136.3	138.8	129.7	147.8	106.3
	Q3	140.5	141.5	138.0	150.0	109.8
	Q4	142.7	144.1	138.6	152.8	114.4
2023	Q1	143.9	144.5	139.7	155.6	117.1
	Q2	142.6	145.2	131.1	158.4	117.6
	Q3	147.7	148.7	142.2	160.3	119.4
	Q4	148.5	150.2	140.0	162.9	122.4
2024	Q1	150.4	150.2	144.8	164.9	125.1
	Q2^r	152.2	152.6	144.7	167.8	126.3
	Q3^p	155.9	155.4	151.0	170.4	129.7

^p Data Awalan/ Preliminary Data

^r Kemaskini dibuat berdasarkan data terkini yang diperolehi/ Revisions made based on the latest data available

Jadual 2 : Indeks Volum Perkhidmatan mengikut Segmen (samb.)
Table 2 : Volume Index of Services by Segment (cont'd.)
(2015=100)

Segmen Segment	Perkhidmatan Services	Perdagangan borong & runcit, Makanan & minuman dan Penginapan Wholesale & retail trade, Food & beverage and Accommodation	Perkhidmatan perniagaan dan Kewangan Business services and Finance	Maklumat & komunikasi dan Pengangkutan & penyimpanan Information & Transportation & storage	Perkhidmatan lain Other services	
Tempoh Period						
Wajaran/ Weight	100.0	45.2	26.8	21.9	6.1	
b. Peratus Perubahan Suku Tahun ke Suku Tahun/ Percentage Change Quarter-on-Quarter						
2020	Q1	-3.9	-5.1	-2.1	-2.5	-8.2
	Q2	-22.4	-26.3	-18.8	-14.6	-38.9
	Q3	24.3	31.1	19.6	15.2	37.7
	Q4	0.5	1.4	0.9	-1.5	-1.2
2021	Q1	-0.4	-1.7	2.3	1.2	-9.3
	Q2	-5.4	-8.1	-5.6	-0.6	-1.9
	Q3	-2.3	-4.1	-0.9	0.8	-9.5
	Q4	11.9	18.0	4.1	7.9	24.6
2022	Q1	3.5	2.2	5.5	4.0	2.8
	Q2	3.1	5.7	-1.1	2.9	2.3
	Q3	3.0	1.9	6.4	1.5	3.4
	Q4	1.6	1.9	0.4	1.9	4.2
2023	Q1	0.9	0.2	0.8	1.8	2.4
	Q2	-0.9	0.5	-6.2	1.8	0.4
	Q3	3.6	2.4	8.5	1.2	1.5
	Q4	0.6	1.0	-1.5	1.6	2.5
2024	Q1	1.3	0.01	3.5	1.2	2.2
	Q2^r	1.2	1.6	-0.1	1.8	0.9
	Q3^p	2.5	1.9	4.3	1.5	2.7
c. Peratus Perubahan Tahun ke Tahun/ Percentage Change Year-on-Year						
2020		-7.9	-9.6	-4.0	-5.4	-21.8
2021		1.6	0.5	2.6	5.0	-8.7
2022		14.4	17.2	9.3	14.1	19.7
2023		5.6	5.9	2.9	7.2	9.7
2020	Q1	2.3	1.5	4.1	2.7	-0.8
	Q2	-21.5	-26.4	-14.2	-14.8	-40.5
	Q3	-5.6	-6.5	-1.9	-3.6	-21.5
	Q4	-6.9	-7.0	-4.0	-5.6	-23.8
2021	Q1	-3.5	-3.6	0.3	-2.0	-24.6
	Q2	17.7	20.2	16.5	14.2	21.1
	Q3	-7.5	-12.1	-3.5	-0.1	-20.4
	Q4	3.0	2.3	-0.4	9.4	0.4
2022	Q1	7.1	6.4	2.7	12.4	13.8
	Q2	16.7	22.3	7.7	16.4	18.6
	Q3	23.1	30.0	15.7	17.1	35.5
	Q4	11.7	12.2	11.6	10.6	13.2
2023	Q1	8.8	10.0	6.6	8.4	12.7
	Q2	4.6	4.6	1.1	7.2	10.7
	Q3	5.1	5.1	3.0	6.9	8.7
	Q4	4.1	4.2	1.0	6.6	7.0
2024	Q1	4.5	4.0	3.7	6.0	6.8
	Q2^r	6.7	5.1	10.4	6.0	7.4
	Q3^p	5.6	4.6	6.2	6.3	8.6

^p Data Awalan/ Preliminary Data

^r Kemaskini dibuat berdasarkan data terkini yang diperolehi/ Revisions made based on the latest data available

Jadual 2 (i) : Indeks Volum Perkhidmatan mengikut Subsektor
Table 2 (i) : Volume Index of Services by Sub-sector
(2015=100)

Subsektor <i>Sub-sector</i>	Perdagangan borong & runcit, Makanan & Minuman dan Penginapan <i>Wholesale & retail trade, Food & beverage and Accommodation</i>	Perdagangan borong & runcit <i>Wholesale & retail trade</i>	Makanan & minuman <i>Food & beverage</i>	Penginapan <i>Accommodation</i>
Tempoh <i>Period</i>				
Wajaran/ Weight	45.2	37.9	5.7	1.6
a. Indeks Volum/ Volume Index				
2015	100.0	100.0	100.0	100.0
2016	106.1	106.0	106.4	105.8
2017	113.5	113.4	114.3	111.9
2018	122.4	122.1	124.9	119.0
2019	130.5	129.5	137.7	127.2
2020	118.0	121.6	109.5	63.8
2021	118.6	124.3	100.5	47.7
2022	138.9	142.1	124.9	114.8
2023	147.1	150.1	128.0	145.0
2018				
Q1	118.0	117.9	119.8	113.2
Q2	120.3	120.4	121.2	114.8
Q3	124.2	124.5	122.9	123.1
Q4	126.9	125.7	135.6	125.1
2019				
Q1	126.2	125.5	132.0	120.7
Q2	128.3	127.8	133.4	122.7
Q3	132.4	132.0	135.3	131.3
Q4	135.0	132.8	149.9	133.9
2020				
Q1	128.1	127.5	135.9	115.8
Q2	94.4	97.8	91.1	26.0
Q3	123.8	129.4	104.8	61.0
Q4	125.6	131.7	106.4	52.4
2021				
Q1	123.5	129.6	104.4	47.8
Q2	113.5	119.3	96.9	38.0
Q3	108.8	114.8	92.2	28.2
Q4	128.5	133.7	108.5	76.8
2022				
Q1	131.3	134.7	121.4	88.8
Q2	138.8	142.2	125.3	106.1
Q3	141.5	144.6	125.7	125.4
Q4	144.1	146.9	127.2	139.0
2023				
Q1	144.5	147.4	126.5	138.3
Q2	145.2	148.1	126.9	141.4
Q3	148.7	151.8	128.5	146.9
Q4	150.2	153.1	130.2	153.1
2024				
Q1	150.2	152.8	131.2	154.9
Q2^r	152.6	155.4	132.0	158.9
Q3^p	155.4	158.3	134.0	165.2

^p Data Awalan/ Preliminary Data

^r Kemaskini dibuat berdasarkan data terkini yang diperoleh/ Revisions made based on the latest data available

Jadual 2 (i) : Indeks Volum Perkhidmatan mengikut Subsektor (samb.)
 Table 2 (i) : Volume Index of Services by Sub-sector (cont'd.)
 (2015=100)

Subsektor Sub-sector	Perdagangan Borong & Runcit, Makanan & Minuman dan Penginapan Wholesale & retail trade, Food & beverage and Accommodation	Perdagangan Borong & Runcit Wholesale & retail trade	Makanan & minuman Food & beverage	Penginapan Accommodation	
Tempoh Period					
Wajaran/ Weight	45.2	37.9	5.7	1.6	
b. Peratus Perubahan Suku Tahun ke Suku Tahun/ Percentage Change Quarter-on-Quarter					
2020	Q1	-5.1	-4.0	-9.3	-13.6
	Q2	-26.3	-23.2	-33.0	-77.6
	Q3	31.1	32.2	15.1	134.5
	Q4	1.4	1.8	1.5	-14.0
2021	Q1	-1.7	-1.6	-1.8	-8.8
	Q2	-8.1	-8.0	-7.2	-20.4
	Q3	-4.1	-3.7	-4.9	-25.8
	Q4	18.0	16.4	17.8	172.2
2022	Q1	2.2	0.7	11.9	15.6
	Q2	5.7	5.6	3.2	19.5
	Q3	1.9	1.6	0.3	18.2
	Q4	1.9	1.6	1.2	10.8
2023	Q1	0.2	0.4	-0.5	-0.5
	Q2	0.5	0.5	0.3	2.3
	Q3	2.4	2.5	1.2	3.9
	Q4	1.0	0.8	1.3	4.2
2024	Q1	0.01	-0.1	0.8	1.1
	Q2^r	1.6	1.7	0.6	2.6
	Q3^p	1.9	1.8	1.5	3.9
c. Peratus Perubahan Tahun ke Tahun/ Percentage Change Year-on-Year					
2020		-9.6	-6.1	-20.4	-49.8
2021		0.5	2.3	-8.3	-25.2
2022		17.2	14.3	24.3	140.7
2023		5.9	5.6	2.5	26.2
2020	Q1	1.5	1.5	2.9	-4.1
	Q2	-26.4	-23.4	-31.7	-78.8
	Q3	-6.5	-2.0	-22.5	-53.6
	Q4	-7.0	-0.9	-29.1	-60.9
2021	Q1	-3.6	1.7	-23.2	-58.7
	Q2	20.2	21.9	6.4	46.3
	Q3	-12.1	-11.3	-12.1	-53.7
	Q4	2.3	1.5	2.1	46.6
2022	Q1	6.4	3.9	16.3	85.9
	Q2	22.3	19.3	29.4	179.0
	Q3	30.0	25.9	36.4	344.4
	Q4	12.2	9.9	17.2	81.0
2023	Q1	10.0	9.5	4.2	55.8
	Q2	4.6	4.1	1.3	33.3
	Q3	5.1	5.0	2.2	17.1
	Q4	4.2	4.2	2.4	10.1
2024	Q1	4.0	3.7	3.7	12.0
	Q2^r	5.1	4.9	4.0	12.4
	Q3^p	4.6	4.3	4.3	12.4

^p Data Awalan/ Preliminary Data

^r Kemaskini dibuat berdasarkan data terkini yang diperolehi/ Revisions made based on the latest data available

Jadual 2 (i) : Indeks Volum Perkhidmatan mengikut Subsektor (samb.)
Table 2 (i) : Volume Index of Services by Sub-sector (cont'd.)
(2015=100)

Subsektor <i>Sub-sector</i>		Perkhidmatan perniagaan dan Kewangan <i>Business services and Finance</i>	Kewangan & Insurans <i>Finance & Insurance</i>	Profesional dan Pentadbiran & khidmat sokongan <i>Professional and Administrative & support services</i>	Hartanah <i>Real Estate</i>
Tempoh <i>Period</i>					
Wajaran/ Weight		26.8	16.0	7.2	3.6
a. Indeks Volum/ Volume Index					
2015		100.0	100.0	100.0	100.0
2016		104.3	102.6	108.0	105.0
2017		110.5	107.4	117.4	110.6
2018		117.6	113.1	128.1	116.2
2019		124.7	118.4	140.0	122.3
2020		119.7	121.5	125.6	100.4
2021		122.9	133.4	117.2	87.6
2022		134.3	134.8	143.1	114.8
2023		138.2	132.5	159.1	122.2
2018	Q1	115.4	111.9	124.3	113.5
	Q2	113.4	106.7	127.3	115.7
	Q3	119.3	116.6	126.2	117.3
	Q4	122.1	117.4	134.5	118.3
2019	Q1	122.2	117.1	135.4	119.0
	Q2	120.5	111.7	139.4	121.8
	Q3	126.1	121.4	137.8	123.4
	Q4	129.9	123.3	147.2	124.8
2020	Q1	127.2	122.6	141.5	119.4
	Q2	103.3	104.8	110.4	82.8
	Q3	123.6	127.9	125.4	101.1
	Q4	124.7	130.5	125.2	98.4
2021	Q1	127.6	136.3	123.0	97.9
	Q2	120.4	129.2	119.5	83.3
	Q3	119.3	133.4	105.9	83.8
	Q4	124.2	134.8	120.2	85.2
2022	Q1	131.0	135.0	132.4	111.1
	Q2	129.7	127.6	142.3	113.8
	Q3	138.0	139.5	146.6	114.3
	Q4	138.6	137.2	151.2	119.9
2023	Q1	139.7	137.8	154.5	118.6
	Q2	131.1	121.9	157.6	118.8
	Q3	142.2	138.4	159.9	123.4
	Q4	140.0	131.8	164.3	128.0
2024	Q1	144.8	137.9	167.8	129.6
	Q2^r	144.7	135.8	170.7	132.3
	Q3^p	151.0	143.3	173.4	140.3

^p Data Awalan/ Preliminary Data

^r Kemaskini dibuat berdasarkan data terkini yang diperolehi/ Revisions made based on the latest data available

Jadual 2 (i) : Indeks Volum Perkhidmatan mengikut Subsektor (samb.)
Table 2 (i) : Volume Index of Services by Sub-sector (cont'd.)
(2015=100)

Subsektor <i>Sub-sector</i>		Perkhidmatan perniagaan dan Kewangan <i>Business services and Finance</i>	Kewangan & Insurans <i>Finance & Insurance</i>	Profesional dan Pentadbiran & khidmat sokongan <i>Professional and Administrative & support services</i>	Hartanah <i>Real Estate</i>
Tempoh <i>Period</i>					
Wajaran/ <i>Weight</i>		26.8	16.0	7.2	3.6
b. Peratus Perubahan Suku Tahun ke Suku Tahun/ <i>Percentage Change Quarter-on-Quarter</i>					
2020	Q1	-2.1	-0.6	-3.9	-4.4
	Q2	-18.8	-14.5	-22.0	-30.6
	Q3	19.6	22.0	13.6	22.1
	Q4	0.9	2.0	-0.1	-2.7
2021	Q1	2.3	4.5	-1.7	-0.5
	Q2	-5.6	-5.2	-2.9	-14.9
	Q3	-0.9	3.2	-11.4	0.6
	Q4	4.1	1.1	13.5	1.7
2022	Q1	5.5	0.1	10.1	30.3
	Q2	-1.1	-5.5	7.5	2.5
	Q3	6.4	9.4	3.0	0.4
	Q4	0.4	-1.7	3.2	4.8
2023	Q1	0.8	0.5	2.2	-1.1
	Q2	-6.2	-11.5	2.0	0.2
	Q3	8.5	13.5	1.4	3.9
	Q4	-1.5	-4.8	2.8	3.7
2024	Q1	3.5	4.7	2.1	1.3
	Q2 ^r	-0.1	-1.6	1.8	2.0
	Q3 ^p	4.3	5.5	1.6	6.0
c. Peratus Perubahan Tahun ke Tahun/ <i>Percentage Change Year-on-Year</i>					
2020		-4.0	2.6	-10.3	-17.9
2021		2.6	9.9	-6.7	-12.8
2022		9.3	1.0	22.2	31.1
2023		2.9	-1.7	11.1	6.5
2020	Q1	4.1	4.7	4.5	0.3
	Q2	-14.2	-6.1	-20.8	-32.0
	Q3	-1.9	5.4	-9.0	-18.1
	Q4	-4.0	5.8	-15.0	-21.2
2021	Q1	0.3	11.2	-13.1	-18.0
	Q2	16.5	23.2	8.3	0.5
	Q3	-3.5	4.3	-15.5	-17.1
	Q4	-0.4	3.3	-4.0	-13.4
2022	Q1	2.7	-1.0	7.6	13.5
	Q2	7.7	-1.3	19.1	36.7
	Q3	15.7	4.6	38.4	36.4
	Q4	11.6	1.8	25.7	40.6
2023	Q1	6.6	2.1	16.7	6.8
	Q2	1.1	-4.4	10.7	4.4
	Q3	3.0	-0.8	9.1	8.0
	Q4	1.0	-3.9	8.7	6.8
2024	Q1	3.7	0.1	8.6	9.3
	Q2 ^r	10.4	11.4	8.3	11.3
	Q3 ^p	6.2	3.5	8.5	13.6

^p Data Awalan/ *Preliminary Data*

^r Kemaskini dibuat berdasarkan data terkini yang diperolehi/ *Revisions made based on the latest data available*

Jadual 2 (i) : Indeks Volum Perkhidmatan mengikut Subsektor (samb.)
Table 2 (i) : Volume Index of Services by Sub-sector (cont'd.)
(2015=100)

Subsektor <i>Sub-sector</i>		Maklumat & komunikasi dan Pengangkutan & penyimpanan <i>Information & communication and Transportation & storage</i>	Maklumat & komunikasi <i>Information & communication</i>	Pengangkutan & penyimpanan <i>Transportation & storage</i>
Tempoh <i>Period</i>				
Wajaran/ Weight		21.9	12.9	9.0
a. Indeks Volum/ Volume Index				
2015		100.0	100.0	100.0
2016		106.8	108.0	105.1
2017		114.7	117.1	111.2
2018		123.1	126.8	117.9
2019		131.1	135.0	125.5
2020		124.0	142.8	97.2
2021		130.2	152.1	99.0
2022		148.6	159.9	132.3
2023		159.3	165.6	150.3
2018	Q1	118.9	122.8	113.4
	Q2	122.7	128.0	115.2
	Q3	125.3	130.0	118.5
	Q4	125.6	126.3	124.5
2019	Q1	127.0	131.6	120.5
	Q2	130.6	136.0	122.9
	Q3	133.0	137.8	126.1
	Q4	133.7	134.6	132.5
2020	Q1	130.4	140.0	116.6
	Q2	111.3	142.2	67.1
	Q3	128.2	144.8	104.5
	Q4	126.3	144.1	100.7
2021	Q1	127.8	148.9	97.5
	Q2	127.0	150.4	93.6
	Q3	128.1	153.4	91.8
	Q4	138.1	155.7	113.0
2022	Q1	143.6	157.9	123.3
	Q2	147.8	159.2	131.4
	Q3	150.0	160.3	135.2
	Q4	152.8	162.2	139.4
2023	Q1	155.6	163.9	143.8
	Q2	158.4	165.0	148.9
	Q3	160.3	166.0	152.2
	Q4	162.9	167.5	156.3
2024	Q1	164.9	168.5	159.7
	Q2^r	167.8	170.2	164.5
	Q3^p	170.4	171.8	168.3

^p Data Awalan/ Preliminary Data

^r Kemaskini dibuat berdasarkan data terkini yang diperolehi/ Revisions made based on the latest data available

Jadual 2 (i) : Indeks Volum Perkhidmatan mengikut Subsektor (samb.)
Table 2 (i) : Volume Index of Services by Sub-sector (cont'd.)
(2015=100)

Subsektor <i>Sub-sector</i>		Maklumat & komunikasi dan Pengangkutan & penyimpanan <i>Information & communication and Transportation & storage</i>	Maklumat & komunikasi <i>Information & communication</i>	Pengangkutan & penyimpanan <i>Transportation & storage</i>
Tempoh <i>Period</i>				
Wajaran/ Weight		21.9	12.9	9.0
b. Peratus Perubahan Suku Tahun ke Suku Tahun/ Percentage Change Quarter-on-Quarter				
2020	Q1	-2.5	4.0	-12.0
	Q2	-14.6	1.6	-42.5
	Q3	15.2	1.8	55.8
	Q4	-1.5	-0.4	-3.7
2021	Q1	1.2	3.3	-3.2
	Q2	-0.6	1.0	-4.0
	Q3	0.8	2.0	-2.0
	Q4	7.9	1.5	23.2
2022	Q1	4.0	1.4	9.0
	Q2	2.9	0.9	6.6
	Q3	1.5	0.7	2.9
	Q4	1.9	1.2	3.1
2023	Q1	1.8	1.0	3.2
	Q2	1.8	0.7	3.5
	Q3	1.2	0.6	2.3
	Q4	1.6	0.9	2.7
2024	Q1	1.2	0.6	2.1
	Q2 ^f	1.8	1.0	3.0
	Q3 ^p	1.5	1.0	2.3
c. Peratus Perubahan Tahun ke Tahun/ Percentage Change Year-on-Year				
2020		-5.4	5.7	-22.5
2021		5.0	6.5	1.8
2022		14.1	5.1	33.7
2023		7.2	3.6	13.6
2020	Q1	2.7	6.4	-3.2
	Q2	-14.8	4.5	-45.4
	Q3	-3.6	5.1	-17.1
	Q4	-5.6	7.1	-24.0
2021	Q1	-2.0	6.4	-16.4
	Q2	14.2	5.8	39.6
	Q3	-0.1	6.0	-12.2
	Q4	9.4	8.0	12.3
2022	Q1	12.4	6.0	26.4
	Q2	16.4	5.9	40.4
	Q3	17.1	4.5	47.4
	Q4	10.6	4.2	23.3
2023	Q1	8.4	3.8	16.7
	Q2	7.2	3.6	13.3
	Q3	6.9	3.5	12.6
	Q4	6.6	3.2	12.2
2024	Q1	6.0	2.9	11.0
	Q2 ^f	6.0	3.1	10.5
	Q3 ^p	6.3	3.5	10.6

^p Data Awalan/ Preliminary Data

^f Kemaskini dibuat berdasarkan data terkini yang diperolehi/ Revisions made based on the latest data available

Jadual 2 (i) : Indeks Volum Perkhidmatan mengikut Subsektor (samb.)

Table 2 (i) : Volume Index of Services by Sub-sector (cont'd.)

(2015=100)

Subsektor Sub-sector	Perkhidmatan lain Other services	Kesenian, hiburan & rekreasi dan			
		Perkhidmatan persendirian & lain-lain aktiviti Arts, entertainment & recreation and Personal services & other activities	Pendidikan swasta Private education	Kesihatan swasta Private health	
Tempoh Period					
Wajaran/ Weight	6.1	2.6	1.9	1.6	
a. Indeks Volum/ Volume Index					
2015	100.0	100.0	100.0	100.0	
2016	105.6	105.1	106.5	105.4	
2017	112.1	111.8	113.2	111.3	
2018	119.5	120.8	119.2	118.0	
2019	127.1	130.3	125.0	124.5	
2020	99.4	76.5	115.7	116.2	
2021	90.8	55.0	109.2	125.0	
2022	108.6	84.1	117.2	136.9	
2023	119.2	93.2	126.0	151.6	
2018	Q1	114.8	117.3	111.3	114.9
	Q2	117.3	118.0	114.0	120.2
	Q3	122.1	121.1	126.6	118.2
	Q4	123.9	126.6	124.8	118.8
2019	Q1	122.2	127.3	116.3	121.1
	Q2	124.3	126.5	119.6	126.5
	Q3	129.8	130.5	132.8	125.0
	Q4	132.0	136.7	131.4	125.4
2020	Q1	121.2	120.0	120.8	123.3
	Q2	74.0	32.3	104.8	103.1
	Q3	101.9	77.3	120.3	118.8
	Q4	100.6	76.3	116.9	119.6
2021	Q1	91.3	62.6	107.7	117.1
	Q2	89.6	53.5	107.3	125.3
	Q3	81.1	28.8	111.9	126.6
	Q4	101.0	75.1	110.1	131.0
2022	Q1	103.9	80.3	110.9	132.5
	Q2	106.3	82.2	113.2	135.8
	Q3	109.8	83.2	121.7	137.7
	Q4	114.4	90.6	123.0	141.6
2023	Q1	117.1	93.4	123.7	146.6
	Q2	117.6	92.8	123.9	149.2
	Q3	119.4	92.5	126.6	153.2
	Q4	122.4	94.4	129.8	157.6
2024	Q1	125.1	97.0	132.7	160.2
	Q2 ^r	126.3	98.0	133.7	161.8
	Q3 ^p	129.7	101.1	136.2	166.7

^p Data Awalan/ Preliminary Data

^r Kemaskini dibuat berdasarkan data terkini yang diperoleh/ Revisions made based on the latest data available

Jadual 2 (i) : Indeks Volum Perkhidmatan mengikut Subsektor (samb.)
Table 2 (i) : Volume Index of Services by Sub-sector (cont'd.)
(2015=100)

Subsektor <i>Sub-sector</i>		Perkhidmatan lain <i>Other services</i>	Kesenian, hiburan & rekreasi dan Perkhidmatan persendirian & lain-lain aktiviti <i>Arts, entertainment & recreation and Personal services & other activities</i>	Pendidikan swasta <i>Private education</i>	Kesihatan swasta <i>Private health</i>
Tempoh <i>Period</i>					
Wajaran/ Weight		6.1	2.6	1.9	1.6
b. Peratus Perubahan Suku Tahun ke Suku Tahun/ Percentage Change Quarter-on-Quarter					
2020	Q1	-8.2	-12.2	-8.0	-1.7
	Q2	-38.9	-73.1	-13.3	-16.4
	Q3	37.7	139.5	14.8	15.2
	Q4	-1.2	-1.2	-2.8	0.7
2021	Q1	-9.3	-18.1	-7.9	-2.1
	Q2	-1.9	-14.6	-0.3	7.1
	Q3	-9.5	-46.1	4.3	1.0
	Q4	24.6	160.6	-1.6	3.4
2022	Q1	2.8	7.0	0.8	1.1
	Q2	2.3	2.4	2.0	2.5
	Q3	3.4	1.2	7.5	1.4
	Q4	4.2	8.9	1.1	2.9
2023	Q1	2.4	3.1	0.6	3.5
	Q2	0.4	-0.6	0.1	1.8
	Q3	1.5	-0.3	2.2	2.7
	Q4	2.5	2.1	2.5	2.9
2024	Q1	2.2	2.8	2.2	1.6
	Q2 ^r	0.9	1.0	0.8	1.0
	Q3 ^p	2.7	3.2	1.9	3.1
c. Peratus Perubahan Tahun ke Tahun/ Percentage Change Year-on-Year					
2020		-21.8	-41.3	-7.5	-6.7
2021		-8.7	-28.1	-5.6	7.6
2022		19.7	52.9	7.3	9.5
2023		9.7	10.9	7.5	10.8
2020	Q1	-0.8	-5.7	3.9	1.8
	Q2	-40.5	-74.5	-12.4	-18.5
	Q3	-21.5	-40.8	-9.4	-5.0
	Q4	-23.8	-44.2	-11.0	-4.7
2021	Q1	-24.6	-47.9	-10.9	-5.1
	Q2	21.1	65.7	2.5	21.5
	Q3	-20.4	-62.7	-7.0	6.6
	Q4	0.4	-1.6	-5.8	9.5
2022	Q1	13.8	28.4	3.0	13.2
	Q2	18.6	53.9	5.4	8.3
	Q3	35.5	188.7	8.7	8.7
	Q4	13.2	20.6	11.7	8.2
2023	Q1	12.7	16.2	11.5	10.7
	Q2	10.7	12.8	9.5	9.9
	Q3	8.7	11.1	4.1	11.3
	Q4	7.0	4.2	5.6	11.3
2024	Q1	6.8	3.9	7.2	9.3
	Q2 ^r	7.4	5.7	8.0	8.4
	Q3 ^p	8.6	9.4	7.6	8.8

^p Data Awalan/ Preliminary Data

^r Kemaskini dibuat berdasarkan data terkini yang diperolehi/ Revisions made based on the latest data available

Jadual 3 (i) : Indeks Volum Perdagangan borong & runcit mengikut Aktiviti
Table 3 (i) : Volume Index of Wholesale & retail trade by Activity
(2015=100)

Subsektor <i>Sub-sector</i>	Perdagangan Borong & Runcit <i>Wholesale & retail trade</i>	Perdagangan Borong <i>Wholesale Trade</i>	Perdagangan Runcit <i>Retail Trade</i>	Kenderaan Bermotor <i>Motor Vehicles</i>
Tempoh <i>Period</i>				
Wajaran/ <i>Weight</i>	37.9	16.9	16.1	4.9
a. Indeks Volum/ <i>Volume Index</i>				
2015	100.0	100.0	100.0	100.0
2016	106.0	108.2	107.1	96.9
2017	113.4	115.0	117.3	98.0
2018	122.1	122.8	128.9	101.1
2019	129.5	128.5	139.5	104.6
2020	121.6	121.8	131.0	94.0
2021	124.3	126.5	135.6	85.2
2022	142.1	131.1	161.6	118.6
2023	150.1	137.2	171.6	129.2
2018				
Q1	117.9	118.8	124.6	96.9
Q2	120.4	122.2	125.3	101.5
Q3	124.5	124.7	131.1	105.7
Q4	125.7	125.6	134.8	100.3
2019				
Q1	125.5	123.8	136.1	101.2
Q2	127.8	127.0	136.5	105.6
Q3	132.0	131.5	141.2	107.7
Q4	132.8	131.8	144.2	103.9
2020				
Q1	127.5	126.8	138.6	97.6
Q2	97.8	102.5	107.6	54.9
Q3	129.4	126.9	138.0	113.7
Q4	131.7	131.3	139.9	109.9
2021				
Q1	129.6	127.9	140.0	105.7
Q2	119.3	124.1	130.8	70.3
Q3	114.8	122.9	128.8	48.7
Q4	133.7	131.3	142.7	116.0
2022				
Q1	134.7	129.4	147.2	115.0
Q2	142.2	131.0	162.1	117.0
Q3	144.6	131.6	166.8	118.1
Q4	146.9	132.4	170.1	124.2
2023				
Q1	147.4	133.9	168.8	128.1
Q2	148.1	136.7	170.0	121.1
Q3	151.8	139.7	172.5	131.4
Q4	153.1	138.6	175.1	136.3
2024				
Q1	152.8	138.7	175.2	134.1
Q2 ^r	155.4	141.0	179.4	132.0
Q3 ^p	158.3	146.2	179.6	136.2

^p Data Awalan/ *Preliminary Data*

^r Kemaskini dibuat berdasarkan data terkini yang diperolehi/ *Revisions made based on the latest data available*

Jadual 3 (i) : Indeks Volum Perdagangan borong & runcit mengikut Aktiviti (samb.)
Table 3 (i) : Volume Index of Wholesale & retail trade by Activity (cont'd.)
(2015=100)

Subsektor <i>Sub-sector</i>		Perdagangan Borong & Runcit <i>Wholesale & retail trade</i>	Perdagangan Borong <i>Wholesale Trade</i>	Perdagangan Runcit <i>Retail Trade</i>	Kenderaan Bermotor <i>Motor Vehicles</i>
Tempoh <i>Period</i>					
Wajaran/ <i>Weight</i>		37.9	16.9	16.1	4.9
b. Peratus Perubahan Suku Tahun ke Suku Tahun/ <i>Percentage Change Quarter-on-Quarter</i>					
2020	Q1	-4.0	-3.7	-3.8	-6.0
	Q2	-23.2	-19.2	-22.4	-43.8
	Q3	32.2	23.8	28.3	107.1
	Q4	1.8	3.5	1.4	-3.3
2021	Q1	-1.6	-2.6	0.1	-3.8
	Q2	-8.0	-3.0	-6.6	-33.4
	Q3	-3.7	-0.9	-1.6	-30.8
	Q4	16.4	6.8	10.8	138.2
2022	Q1	0.7	-1.5	3.2	-0.9
	Q2	5.6	1.3	10.1	1.8
	Q3	1.6	0.5	2.9	0.9
	Q4	1.6	0.6	2.0	5.1
2023	Q1	0.4	1.1	-0.8	3.2
	Q2	0.5	2.1	0.7	-5.4
	Q3	2.5	2.2	1.5	8.5
	Q4	0.8	-0.8	1.5	3.7
2024	Q1	-0.1	0.1	0.04	-1.7
	Q2 ^r	1.7	1.7	2.4	-1.5
	Q3 ^p	1.8	3.7	0.1	3.2
c. Peratus Perubahan Tahun ke Tahun/ <i>Percentage Change Year-on-Year</i>					
2020		-6.1	-5.2	-6.1	-10.1
2021		2.3	3.8	3.5	-9.4
2022		14.3	3.6	19.2	39.2
2023		5.6	4.7	6.2	9.0
2020	Q1	1.5	2.5	1.8	-3.5
	Q2	-23.4	-19.3	-21.2	-48.0
	Q3	-2.0	-3.5	-2.3	5.5
	Q4	-0.9	-0.4	-2.9	5.8
2021	Q1	1.7	0.8	1.0	8.2
	Q2	21.9	21.1	21.6	28.2
	Q3	-11.3	-3.1	-6.7	-57.2
	Q4	1.5	0.03	2.0	5.6
2022	Q1	3.9	1.2	5.1	8.8
	Q2	19.3	5.6	23.9	66.4
	Q3	25.9	7.1	29.6	142.6
	Q4	9.9	0.9	19.3	7.0
2023	Q1	9.5	3.5	14.7	11.4
	Q2	4.1	4.4	4.9	3.5
	Q3	5.0	6.1	3.4	11.2
	Q4	4.2	4.6	2.9	9.8
2023	Q1	3.7	3.5	3.8	4.7
	Q2 ^r	4.9	3.1	5.5	9.0
	Q3 ^p	4.3	4.6	4.1	3.7

^p Data Awalan/ *Preliminary Data*

^r Kemaskini dibuat berdasarkan data terkini yang diperolehi/ *Revisions made based on the latest data available*

Jadual 3 (ii) : Indeks Volum Kewangan & Insurans mengikut Aktiviti
Table 3 (ii) : Volume Index of Finance & Insurance by Activity
(2015=100)

Subsektor <i>Sub-sector</i>	Kewangan & Insurans <i>Finance & Insurance</i>	Kewangan <i>Finance</i>	Insurans <i>Insurance</i>
Tempoh <i>Period</i>			
Wajaran/ <i>Weight</i>	16.0	12.6	3.4
a. Indeks Volum/ <i>Volume Index</i>			
2015	100.0	100.0	100.0
2016	102.6	101.4	106.4
2017	107.4	106.5	110.4
2018	113.1	110.7	121.0
2019	118.4	115.7	127.0
2020	121.5	118.4	131.4
2021	133.4	129.2	147.0
2022	134.8	132.7	141.5
2023	132.5	132.2	133.5
2018			
Q1	111.9	109.0	121.2
Q2	106.7	104.6	113.4
Q3	116.6	114.1	124.5
Q4	117.4	115.1	124.7
2019			
Q1	117.1	111.7	134.4
Q2	111.7	110.3	115.8
Q3	121.4	119.0	129.1
Q4	123.3	121.7	128.5
2020			
Q1	122.6	116.2	143.2
Q2	104.8	100.2	119.8
Q3	127.9	128.2	127.1
Q4	130.5	128.9	135.4
2021			
Q1	136.3	129.2	159.2
Q2	129.2	128.3	132.0
Q3	133.4	128.8	148.1
Q4	134.8	130.5	148.6
2022			
Q1	135.0	126.5	162.2
Q2	127.6	128.7	123.7
Q3	139.5	139.6	139.2
Q4	137.2	136.0	140.9
2023			
Q1	137.8	130.3	161.8
Q2	121.9	126.6	107.1
Q3	138.4	139.2	136.0
Q4	131.8	132.6	129.1
2024			
Q1	137.9	133.8	151.1
Q2 ^r	135.8	134.5	140.0
Q3 ^p	143.3	144.3	139.9

^p Data Awalan/ *Preliminary Data*

^r Kemaskini dibuat berdasarkan data terkini yang diperolehi/ *Revisions made based on the latest data available*

Jadual 3 (ii) : Indeks Volum Kewangan & Insurans mengikut Aktiviti (samb.)
Table 3 (ii) : Volume Index of Finance & Insurance by Activity (cont'd.)
(2015=100)

Subsektor <i>Sub-sector</i>		Kewangan & Insurans <i>Finance & Insurance</i>	Kewangan <i>Finance</i>	Insurans <i>Insurance</i>
Tempoh <i>Period</i>				
Wajaran/ <i>Weight</i>		16.0	12.6	3.4
b. Peratus Perubahan Suku Tahun ke Suku Tahun/ <i>Percentage Change Quarter-on-Quarter</i>				
2020	Q1	-0.6	-4.6	11.4
	Q2	-14.5	-13.7	-16.3
	Q3	22.0	27.9	6.1
	Q4	2.0	0.6	6.5
2021	Q1	4.5	0.2	17.5
	Q2	-5.2	-0.7	-17.1
	Q3	3.2	0.3	12.2
	Q4	1.1	1.3	0.3
2022	Q1	0.1	-3.1	9.1
	Q2	-5.5	1.8	-23.7
	Q3	9.4	8.4	12.5
	Q4	-1.7	-2.6	1.2
2023	Q1	0.5	-4.2	14.9
	Q2	-11.5	-2.9	-33.8
	Q3	13.5	10.0	26.9
	Q4	-4.8	-4.8	-5.1
2024	Q1	4.7	0.9	17.0
	Q2 ^r	-1.6	0.5	-7.3
	Q3 ^p	5.5	7.3	-0.1
c. Peratus Perubahan Tahun ke Tahun/ <i>Percentage Change Year-on-Year</i>				
2020		2.6	2.3	3.5
2021		9.9	9.2	11.9
2022		1.0	2.7	-3.7
2023		-1.7	-0.4	-5.7
2020	Q1	4.7	4.0	6.6
	Q2	-6.1	-9.2	3.4
	Q3	5.4	7.7	-1.5
	Q4	5.8	5.9	5.4
2021	Q1	11.2	11.2	11.2
	Q2	23.2	28.1	10.2
	Q3	4.3	0.5	16.5
	Q4	3.3	1.2	9.7
2022	Q1	-1.0	-2.1	1.9
	Q2	-1.3	0.3	-6.3
	Q3	4.6	8.4	-6.0
	Q4	1.8	4.3	-5.2
2023	Q1	2.1	3.0	-0.2
	Q2	-4.4	-1.7	-13.4
	Q3	-0.8	-0.3	-2.3
	Q4	-3.9	-2.5	-8.4
2024	Q1	0.1	2.7	-6.6
	Q2 ^r	11.4	6.2	30.7
	Q3 ^p	3.5	3.7	2.9

^p Data Awalan/ *Preliminary Data*

^r Kemaskini dibuat berdasarkan data terkini yang diperolehi/ *Revisions made based on the latest data available*

Jadual 3 (iii) : Indeks Volum Maklumat & komunikasi mengikut Aktiviti
Table 3 (iii) : Volume Index of Information & communication by Activity
(2015=100)

Subsektor <i>Sub-sector</i>		Maklumat & Komunikasi <i>Information & communication</i>	Telekomunikasi <i>Telecommunications</i>	Komputer & Perkhidmatan Maklumat <i>Computer & Information Service</i>	Aktiviti Penerbitan & Penyiaran <i>Publishing & Broadcasting Activities</i>
Tempoh <i>Period</i>					
Wajaran/ <i>Weight</i>		12.9	8.0	3.5	1.4
a. Indeks Volum/ <i>Volume Index</i>					
2015		100.0	100.0	100.0	100.0
2016		108.0	109.5	106.4	103.7
2017		117.1	119.6	114.0	110.8
2018		126.8	130.4	123.1	116.2
2019		135.0	139.8	130.9	119.5
2020		142.8	153.1	135.3	105.7
2021		152.1	165.8	141.2	104.9
2022		159.9	172.6	150.7	114.3
2023		165.6	178.1	156.2	121.4
2018	Q1	122.8	124.5	122.4	114.3
	Q2	128.0	129.7	128.8	116.7
	Q3	130.0	134.0	127.1	115.7
	Q4	126.3	133.4	114.0	118.0
2019	Q1	131.6	134.5	130.9	117.7
	Q2	136.0	138.6	137.4	119.1
	Q3	137.8	143.0	134.3	118.3
	Q4	134.6	142.9	120.9	122.9
2020	Q1	140.0	147.2	135.3	112.8
	Q2	142.2	150.1	141.5	101.8
	Q3	144.8	155.3	138.4	103.7
	Q4	144.1	159.7	125.9	104.6
2021	Q1	148.9	161.5	140.4	102.1
	Q2	150.4	165.0	138.1	101.4
	Q3	153.4	168.3	140.6	105.2
	Q4	155.7	168.6	145.6	111.1
2022	Q1	157.9	170.6	148.3	112.7
	Q2	159.2	172.3	149.3	113.2
	Q3	160.3	172.8	151.7	114.4
	Q4	162.2	174.7	153.4	116.8
2023	Q1	163.9	176.4	154.9	118.7
	Q2	165.0	177.7	155.5	120.4
	Q3	166.0	178.3	156.9	122.2
	Q4	167.5	180.0	157.7	124.2
2024	Q1	168.5	181.3	158.0	125.8
	Q2 ^r	170.2	182.7	160.1	127.5
	Q3 ^p	171.8	184.4	161.8	129.1

^p Data Awalan/ *Preliminary Data*

^r Kemaskini dibuat berdasarkan data terkini yang diperolehi/ *Revisions made based on the latest data available*

Jadual 3 (iii) : Indeks Volum Maklumat & komunikasi mengikut Aktiviti (samb.)
Table 3 (iii) : Volume Index of Information & communication by Activity (cont'd.)
(2015=100)

Subsektor <i>Sub-sector</i>	Maklumat & Komunikasi <i>Information & communication</i>	Telekomunikasi <i>Telecommunications</i>	Komputer & Perkhidmatan Maklumat <i>Computer & Information Service</i>	Aktiviti Penerbitan & Penyiaran <i>Publishing & Broadcasting Activities</i>
Tempoh <i>Period</i>				
Wajaran/ Weight	12.9	8.0	3.5	1.4

b. Peratus Perubahan Suku Tahun ke Suku Tahun/ Percentage Change Quarter-on-Quarter

2020	Q1	4.0	3.0	11.9	-8.2
	Q2	1.6	1.9	4.6	-9.8
	Q3	1.8	3.5	-2.2	1.8
	Q4	-0.4	2.8	-9.0	0.9
2021	Q1	3.3	1.1	11.5	-2.4
	Q2	1.0	2.2	-1.6	-0.6
	Q3	2.0	1.9	1.8	3.7
	Q4	1.5	0.2	3.6	5.6
2022	Q1	1.4	1.2	1.8	1.5
	Q2	0.9	1.0	0.7	0.5
	Q3	0.7	0.3	1.6	1.0
	Q4	1.2	1.1	1.2	2.1
2023	Q1	1.0	0.9	1.0	1.6
	Q2	0.7	0.8	0.4	1.4
	Q3	0.6	0.3	0.9	1.5
	Q4	0.9	1.0	0.5	1.7
2024	Q1	0.6	0.7	0.2	1.3
	Q2^r	1.0	0.8	1.3	1.3
	Q3^p	1.0	0.9	1.1	1.2

c. Peratus Perubahan Tahun ke Tahun/ Percentage Change Year-on-Year

2020		5.7	9.5	3.3	-11.5
2021		6.5	8.3	4.4	-0.7
2022		5.1	4.1	6.7	8.9
2023		3.6	3.2	3.7	6.2
2020	Q1	6.4	9.5	3.4	-4.1
	Q2	4.5	8.3	2.9	-14.5
	Q3	5.1	8.6	3.0	-12.4
	Q4	7.1	11.7	4.2	-14.9
2021	Q1	6.4	9.7	3.8	-9.5
	Q2	5.8	10.0	-2.4	-0.4
	Q3	6.0	8.3	1.6	1.5
	Q4	8.0	5.6	15.6	6.2
2022	Q1	6.0	5.6	5.6	10.4
	Q2	5.9	4.4	8.1	11.6
	Q3	4.5	2.7	7.9	8.8
	Q4	4.2	3.6	5.4	5.2
2023	Q1	3.8	3.4	4.5	5.3
	Q2	3.6	3.1	4.1	6.3
	Q3	3.5	3.2	3.4	6.8
	Q4	3.2	3.0	2.8	6.3
2024	Q1	2.9	2.8	2.0	6.0
	Q2^r	3.1	2.8	2.9	6.0
	Q3^p	3.5	3.4	3.1	5.6

^p Data Awalan/ Preliminary Data

^r Kemaskini dibuat berdasarkan data terkini yang diperoleh/ Revisions made based on the latest data available

Jadual 3 (iv) : Indeks Volum Pengangkutan & penyimpanan mengikut Aktiviti
Table 3 (iv) : Volume Index of Transportation & storage by Activity
(2015=100)

Subsektor <i>Sub-sector</i>	Pengangkutan & penyimpanan <i>Transportation & storage</i>	Penggudangan & Aktiviti Sokongan; Pos & Kurier <i>Warehousing & Supporting Activities; Postal & Courier</i>	Pengangkutan Darat <i>Land Transport</i>	Pengangkutan Air <i>Water Transport</i>	Pengangkutan Udara <i>Air Transport</i>	
Tempoh <i>Period</i>						
Wajaran/ Weight	9.0	4.4	2.1	1.3	1.2	
a. Indeks Volum/ Volume Index						
2015	100.0	100.0	100.0	100.0	100.0	
2016	105.1	105.9	106.6	102.4	102.4	
2017	111.2	113.2	113.8	105.6	105.4	
2018	117.9	121.7	121.7	109.0	107.0	
2019	125.5	131.2	130.7	112.3	109.9	
2020	97.2	115.4	94.1	100.2	35.1	
2021	99.0	119.5	97.6	102.9	24.5	
2022	132.3	149.6	134.1	115.4	85.3	
2023	150.3	166.8	154.5	129.2	106.5	
2018	Q1	113.4	116.3	116.5	108.1	102.7
	Q2	115.2	119.2	119.6	106.3	102.4
	Q3	118.5	122.3	123.4	105.4	109.8
	Q4	124.5	128.8	127.4	116.0	113.3
2019	Q1	120.5	125.2	125.0	111.5	104.9
	Q2	122.9	128.9	128.5	110.0	104.8
	Q3	126.1	131.9	132.4	108.6	113.0
	Q4	132.5	138.7	136.9	119.0	116.7
2020	Q1	116.6	127.7	118.1	106.4	85.2
	Q2	67.1	89.9	49.8	71.6	11.4
	Q3	104.5	124.8	107.6	108.8	23.0
	Q4	100.7	119.3	101.0	113.8	20.7
2021	Q1	97.5	119.2	97.3	102.1	16.2
	Q2	93.6	116.1	88.5	97.1	19.4
	Q3	91.8	112.1	90.0	100.8	13.3
	Q4	113.0	130.8	114.4	111.7	49.2
2022	Q1	123.3	142.7	125.1	111.8	62.9
	Q2	131.4	148.4	132.0	112.0	90.3
	Q3	135.2	152.0	136.9	117.1	91.4
	Q4	139.4	155.4	142.2	120.8	96.8
2023	Q1	143.8	159.7	147.8	124.2	100.7
	Q2	148.9	164.7	153.4	128.3	106.0
	Q3	152.2	168.9	156.2	130.6	108.5
	Q4	156.3	173.8	160.5	133.7	110.7
2024	Q1	159.7	177.9	164.4	136.2	111.1
	Q2^f	164.5	180.9	169.0	138.8	124.8
	Q3^p	168.3	184.7	173.2	141.7	129.2

^p Data Awalan/ Preliminary Data

^r Kemaskini dibuat berdasarkan data terkini yang diperolehi/ Revisions made based on the latest data available

Jadual 3 (iv) : Indeks Volum Pengangkutan & penyimpanan mengikut Aktiviti (samb.)
 Table 3 (iv) : Volume Index of Transportation & storage by Activity (cont'd.)
 (2015=100)

Subsektor Sub-sector	Pengangkutan & penyimpanan Transportation & storage	Penggudangan & Aktiviti Sokongan; Pos & Kurier Warehousing & Supporting Activities; Postal & Courier	Pengangkutan Darat Land Transport	Pengangkutan Air Water Transport	Pengangkutan Udara Air Transport	
Tempoh Period						
Wajaran/ Weight	9.0	4.4	2.1	1.3	1.2	
b. Peratus Perubahan Suku Tahun ke Suku Tahun/ Percentage Change Quarter-on-Quarter						
2020	Q1	-12.0	-8.0	-13.7	-10.5	-27.0
	Q2	-42.5	-29.6	-57.8	-32.7	-86.6
	Q3	55.8	38.8	115.9	51.9	101.0
	Q4	-3.7	-4.3	-6.2	4.5	-9.9
2021	Q1	-3.2	-0.1	-3.6	-10.2	-21.9
	Q2	-4.0	-2.7	-9.0	-4.9	19.9
	Q3	-2.0	-3.4	1.7	3.9	-31.2
	Q4	23.2	16.6	27.2	10.8	268.4
2022	Q1	9.0	9.1	9.3	0.1	28.0
	Q2	6.6	4.0	5.5	0.1	43.4
	Q3	2.9	2.4	3.8	4.6	1.2
	Q4	3.1	2.2	3.8	3.1	5.9
2023	Q1	3.2	2.8	3.9	2.8	4.1
	Q2	3.5	3.1	3.8	3.3	5.2
	Q3	2.3	2.5	1.8	1.8	2.4
	Q4	2.7	2.9	2.7	2.4	2.0
2024	Q1	2.1	2.4	2.4	1.9	0.4
	Q2 ^r	3.0	1.7	2.8	1.9	12.3
	Q3 ^p	2.3	2.1	2.5	2.1	3.5
c. Peratus Perubahan Tahun ke Tahun/ Percentage Change Year-on-Year						
2020		-22.5	-12.0	-28.0	-10.8	-68.1
2021		1.8	3.6	3.7	2.8	-30.1
2022		33.7	25.2	37.4	12.1	248.1
2023		13.6	11.5	15.2	11.9	24.8
2020	Q1	-3.2	1.9	-5.5	-4.6	-18.7
	Q2	-45.4	-30.3	-61.2	-34.9	-89.1
	Q3	-17.1	-5.4	-18.7	0.2	-79.7
	Q4	-24.0	-14.0	-26.2	-4.4	-82.3
2021	Q1	-16.4	-6.6	-17.6	-4.1	-81.0
	Q2	39.6	29.1	77.6	35.5	69.5
	Q3	-12.2	-10.1	-16.4	-7.3	-41.9
	Q4	12.3	9.6	13.3	-1.8	137.3
2022	Q1	26.4	19.7	28.6	9.5	289.2
	Q2	40.4	27.9	49.1	15.3	365.6
	Q3	47.4	35.6	52.2	16.1	584.7
	Q4	23.3	18.9	24.2	8.1	96.9
2023	Q1	16.7	12.0	18.1	11.1	60.0
	Q2	13.3	11.0	16.3	14.6	17.4
	Q3	12.6	11.1	14.1	11.5	18.8
	Q4	12.2	11.8	12.9	10.7	14.4
2024	Q1	11.0	11.4	11.2	9.7	10.3
	Q2 ^r	10.5	9.8	10.1	8.2	17.8
	Q3 ^p	10.6	9.3	10.9	8.5	19.0

^p Data Awalan/ Preliminary Data

^r Kemaskini dibuat berdasarkan data terkini yang diperolehi/ Revisions made based on the latest data available

Jadual 4 : Indeks Volum Perkhidmatan Pelarasan Musim mengikut Segmen
Table 4 : Seasonally Adjusted Volume Index of Services by Segment
(2015=100)

Segmen <i>Segment</i>	Perkhidmatan <i>Services</i>	Perdagangan borong & runcit, Makanan & minuman dan Penginapan <i>Wholesale & retail trade, Food & beverage and Accommodation</i>	Perkhidmatan perniagaan dan Kewangan <i>Business services and Finance</i>	Maklumat & komunikasi dan Pengangkutan & penyimpanan <i>Information & communication and Transportation & storage</i>	Perkhidmatan lain <i>Other services</i>	
Tempoh <i>Period</i>						
Wajaran/ Weight	100.0	45.2	26.8	21.9	6.1	
a. Indeks Volum/ Volume Index						
2021	Q1	122.3	121.7	125.3	128.3	92.4
	Q2	119.7	116.3	124.9	128.0	92.9
	Q3	116.0	112.3	121.0	127.6	80.4
	Q4	124.3	124.3	120.7	136.8	94.8
2022	Q1	130.8	129.3	128.4	143.9	104.7
	Q2	140.4	142.6	135.1	150.4	111.6
	Q3	143.9	146.5	139.5	152.5	112.5
	Q4	137.9	139.0	134.1	149.3	106.9
2023	Q1	135.8	142.3	121.2	145.5	116.9
	Q2	138.2	146.8	120.3	146.5	122.2
	Q3	141.3	149.5	126.1	148.1	123.7
	Q4	139.4	144.9	126.9	149.8	116.3
2024	Q1	140.7	146.3	125.4	152.7	122.2
	Q2 ^r	146.6	154.6	129.5	155.7	129.2
	Q3 ^p	148.9	155.4	133.8	158.3	133.8
b. Peratus Perubahan Suku Tahun ke Suku Tahun/ Percentage Change Quarter-on-Quarter						
2021	Q1	1.6	0.7	3.5	2.2	-3.1
	Q2	-2.1	-4.4	-0.3	-0.2	0.5
	Q3	-3.1	-3.5	-3.1	-0.3	-13.5
	Q4	7.1	10.7	-0.2	7.3	18.0
2022	Q1	5.2	4.0	6.4	5.1	10.5
	Q2	7.4	10.3	5.2	4.5	6.6
	Q3	2.5	2.7	3.3	1.4	0.8
	Q4	-4.1	-5.1	-3.9	-2.1	-5.0
2023	Q1	-1.5	2.4	-9.6	-2.5	9.4
	Q2	1.7	3.2	-0.8	0.7	4.5
	Q3	2.3	1.8	4.9	1.1	1.2
	Q4	-1.4	-3.1	0.6	1.2	-5.9
2024	Q1	0.9	1.0	-1.2	1.9	5.1
	Q2 ^r	4.2	5.7	3.3	1.9	5.7
	Q3 ^p	1.6	0.5	3.3	1.6	3.6

^p Data Awalan/ Preliminary Data

^r Kemaskini dibuat berdasarkan data terkini yang diperolehi/ Revisions made based on the latest data available

Jadual 1 : Indeks Volum Perkhidmatan, Suku Tahun Ketiga 2024
Table 1 : Volume Index of Services, Third Quarter 2024
(2015=100)

Subsektor <i>Sub-sector</i>		Perdagangan borong & runcit, Makanan & Minuman dan Penginapan <i>Wholesale & retail trade, Food & beverage and Accommodation</i>	Perdagangan Borong & Runcit <i>Wholesale & retail trade</i>	Makanan & minuman <i>Food & beverage</i>	Penginapan <i>Accommodation</i>
Tempoh <i>Period</i>					
Wajaran/ <i>Weight</i>		45.2	37.9	5.7	1.6
a. Indeks Volum/ <i>Volume Index</i>					
2021	Q1	121.7	128.0	102.4	43.8
	Q2	116.3	121.9	100.9	40.9
	Q3	112.3	117.7	97.9	37.2
	Q4	124.3	130.4	100.5	65.4
2022	Q1	129.3	133.0	118.8	81.1
	Q2	142.6	145.2	130.8	123.0
	Q3	146.5	148.5	133.9	143.9
	Q4	139.0	143.2	117.3	117.4
2023	Q1	142.3	147.2	120.7	103.7
	Q2	146.8	151.3	130.2	101.5
	Q3	149.5	154.2	135.8	87.5
	Q4	144.9	149.4	126.9	103.6
2024	Q1	146.3	150.7	126.6	115.2
	Q2 ^r	154.6	160.0	133.1	105.3
	Q3 ^p	155.4	160.6	138.5	94.4
b. Peratus Perubahan Suku Tahun ke Suku Tahun/ <i>Percentage Change Quarter-on-Quarter</i>					
2021	Q1	0.7	0.4	3.6	-4.2
	Q2	-4.4	-4.8	-1.4	-6.6
	Q3	-3.5	-3.4	-3.0	-9.2
	Q4	10.7	10.8	2.7	76.0
2022	Q1	4.0	2.0	18.2	24.0
	Q2	10.3	9.2	10.1	51.7
	Q3	2.7	2.2	2.4	17.0
	Q4	-5.1	-3.6	-12.4	-18.5
2023	Q1	2.4	2.8	2.9	-11.6
	Q2	3.2	2.8	7.9	-2.1
	Q3	1.8	1.9	4.3	-13.8
	Q4	-3.1	-3.1	-6.6	18.4
2024	Q1	1.0	0.9	-0.2	11.2
	Q2 ^r	5.7	6.2	5.1	-8.6
	Q3 ^p	0.5	0.4	4.0	-10.4

^p Data Awalan/ *Preliminary Data*

^r Kemaskini dibuat berdasarkan data terkini yang diperolehi/ *Revisions made based on the latest data available*

Jadual 4 : Indeks Volum Perkhidmatan Pelarasan Musim mengikut Subsektor (samb.)
Table 4 : Seasonally Adjusted Volume Index of Services by Sub-sector (cont'd.)
(2015=100)

Subsektor <i>Sub-sector</i>		Perkhidmatan perniagaan dan Kewangan <i>Business services and Finance</i>	Kewangan & Insurans <i>Finance & Insurance</i>	Profesional dan Pentadbiran & khidmat sokongan <i>Professional and Administrative & support services</i>	Hartanah <i>Real Estate</i>
Tempoh <i>Period</i>					
Wajaran/ Weight		26.8	16.0	7.2	3.6
a. Indeks Volum/ Volume Index					
2021	Q1	125.3	133.9	120.9	95.7
	Q2	124.9	135.3	120.7	87.4
	Q3	121.0	133.6	111.2	84.9
	Q4	120.7	132.0	115.3	82.1
2022	Q1	128.4	132.3	130.0	108.2
	Q2	135.1	134.6	143.8	120.1
	Q3	139.5	138.4	154.2	115.8
	Q4	134.1	133.5	144.8	115.2
2023	Q1	121.2	112.4	146.2	110.7
	Q2	120.3	102.3	159.3	122.4
	Q3	126.1	106.9	168.8	126.5
	Q4	126.9	109.6	163.7	130.4
2024	Q1	125.4	113.5	153.0	123.5
	Q2^r	129.5	112.8	164.9	133.1
	Q3^p	133.8	113.7	173.4	144.4
b. Peratus Perubahan Suku Tahun ke Suku Tahun/ Percentage Change Quarter-on-Quarter					
2021	Q1	3.5	5.3	0.3	0.7
	Q2	-0.3	1.0	-0.2	-8.7
	Q3	-3.1	-1.2	-7.9	-2.8
	Q4	-0.2	-1.2	3.7	-3.3
2022	Q1	6.4	0.3	12.8	31.9
	Q2	5.2	1.8	10.6	10.9
	Q3	3.3	2.8	7.2	-3.5
	Q4	-3.9	-3.5	-6.1	-0.5
2023	Q1	-9.6	-15.8	1.0	-3.9
	Q2	-0.8	-9.0	8.9	10.6
	Q3	4.9	4.5	6.0	3.3
	Q4	0.6	2.5	-3.0	3.1
2024	Q1	-1.2	3.5	-6.5	-5.3
	Q2^r	3.3	-0.6	7.8	7.7
	Q3^p	3.3	0.8	5.2	8.5

^p **Data Awalan/ Preliminary Data**

^r **Kemaskini dibuat berdasarkan data terkini yang diperolehi/ Revisions made based on the latest data available**

Jadual 4 : Indeks Volum Perkhidmatan Pelarasan Musim mengikut Subsektor (samb.)
Table 4 : Seasonally Adjusted Volume Index of Services by Sub-sector (cont'd.)
(2015=100)

Subsektor <i>Sub-sector</i>		Maklumat & komunikasi dan Pengangkutan & penyimpanan <i>Information & communication and Transportation & storage</i>	Maklumat & komunikasi <i>Information & communication</i>	Pengangkutan & penyimpanan <i>Transportation & storage</i>
Tempoh <i>Period</i>				
Wajaran/ <i>Weight</i>		21.9	12.9	9.0
a. Indeks Volum/ <i>Volume Index</i>				
2021	Q1	128.3	149.2	98.4
	Q2	128.0	148.9	98.0
	Q3	127.6	151.8	93.0
	Q4	136.8	159.0	105.2
2022	Q1	143.9	158.1	123.5
	Q2	150.4	157.8	139.8
	Q3	152.5	159.7	142.2
	Q4	149.3	165.6	126.0
2023	Q1	145.5	163.0	120.5
	Q2	146.5	162.6	123.6
	Q3	148.1	165.4	123.4
	Q4	149.8	169.6	121.6
2024	Q1	152.7	167.8	131.2
	Q2 ^f	155.7	169.5	136.0
	Q3 ^p	158.3	171.8	139.0
b. Peratus Perubahan Suku Tahun ke Suku Tahun/ <i>Percentage Change Quarter-on-Quarter</i>				
2021	Q1	2.2	1.4	4.1
	Q2	-0.2	-0.2	-0.4
	Q3	-0.3	1.9	-5.1
	Q4	7.3	4.8	13.2
2022	Q1	5.1	-0.5	17.4
	Q2	4.5	-0.2	13.2
	Q3	1.4	1.2	1.7
	Q4	-2.1	3.6	-11.4
2023	Q1	-2.5	-1.5	-4.4
	Q2	0.7	-0.3	2.6
	Q3	1.1	1.7	-0.1
	Q4	1.2	2.5	-1.5
2024	Q1	1.9	-1.0	7.9
	Q2 ^f	1.9	1.0	3.7
	Q3 ^p	1.6	1.3	2.2

^p Data Awalan/ *Preliminary Data*

^f Kemaskini dibuat berdasarkan data terkini yang diperolehi/ *Revisions made based on the latest data available*

Jadual 4 : Indeks Volum Perkhidmatan Pelarasan Musim mengikut Subsektor (samb.)
 Table 4 : Seasonally Adjusted Volume Index of Services by Sub-sector (cont'd.)
 (2015=100)

Subsektor Sub-sector	Perkhidmatan lain Other services	Kesenian, hiburan & rekreasi dan Perkhidmatan persendirian & lain-lain aktiviti Arts, entertainment & recreation and Personal services & other activities	Pendidikan swasta Private education	Kesihatan swasta Private health	
Tempoh Period					
Wajaran/ Weight	6.1	2.6	1.9	1.6	
a. Indeks Volum/ Volume Index					
2021	Q1	92.4	59.9	113.1	119.1
	Q2	92.9	58.4	111.9	124.5
	Q3	80.4	30.4	106.7	127.6
	Q4	94.8	65.1	105.8	128.4
2022	Q1	104.7	76.6	116.5	135.0
	Q2	111.6	91.9	118.1	135.0
	Q3	112.5	93.1	116.1	138.7
	Q4	106.9	78.3	118.1	138.8
2023	Q1	116.9	88.3	128.1	148.6
	Q2	122.2	100.8	128.0	148.7
	Q3	123.7	105.9	121.7	153.7
	Q4	116.3	83.5	126.6	155.5
2024	Q1	122.2	92.1	134.6	154.6
	Q2 ^r	129.2	102.5	135.9	163.2
	Q3 ^p	133.8	109.4	133.7	172.2
b. Peratus Perubahan Suku Tahun ke Suku Tahun/ Percentage Change Quarter-on-Quarter					
2021	Q1	-3.1	-12.3	0.6	1.2
	Q2	0.5	-2.5	-1.0	4.5
	Q3	-13.5	-47.9	-4.7	2.5
	Q4	18.0	114.2	-0.9	0.6
2022	Q1	10.5	17.6	10.2	5.1
	Q2	6.6	20.1	1.3	0.00
	Q3	0.8	1.3	-1.7	2.8
	Q4	-5.0	-16.0	1.7	0.04
2023	Q1	9.4	12.9	8.5	7.1
	Q2	4.5	14.1	-0.02	0.1
	Q3	1.2	5.0	-4.9	3.4
	Q4	-5.9	-21.1	4.0	1.2
2024	Q1	5.1	10.3	6.4	-0.6
	Q2 ^r	5.7	11.2	0.9	5.6
	Q3 ^p	3.6	6.7	-1.6	5.5

^p Data Awalan/ Preliminary Data

^r Kemaskini dibuat berdasarkan data terkini yang diperolehi/ Revisions made based on the latest data available



NOTA TEKNIKAL

TECHNICAL NOTES



Muka surat ini sengaja dibiarkan kosong

This page is deliberately left blank

NOTA TEKNIKAL

1. PENGENALAN

Penerbitan rujukan Suku Kedua 2019 adalah keluaran pertama yang menggunakan 2015 sebagai tahun asas dalam pembentukan Indeks Volum Perkhidmatan (IoS), Malaysia. Tahun asas 2015 ini menggantikan tahun asas 2010 yang telah digunakan sebelum ini. Pengasasan semula tahun asas ini merupakan kali kedua dilaksanakan oleh Jabatan Perangkaan Malaysia.

Penyusunan Indeks Volum Perkhidmatan telah dimulakan pada tahun 2008 dengan pembangunan komponen Perdagangan Edaran iaitu Perdagangan Runcit dan Kenderaan Bermotor. Pada tahun 2009, Perdagangan Borong telah dibangunkan dan melengkapkan subsektor Perdagangan Edaran (2005=100). Indeks Volum Perdagangan Edaran pertama kali dikeluarkan kepada umum bermula Mei 2012 dengan tahun asas 2008=100. Pembangunan indeks volum bagi subsektor lain telah bermula secara berperingkat pada tahun 2010. Sebanyak tujuh (7) subsektor iaitu Pengangkutan & penyimpanan, Maklumat & komunikasi, Penginapan, Makanan & minuman, Pendidikan swasta, Kesihatan swasta dan Kewangan & insurans telah dikeluarkan secara edaran terhad bermula tahun 2013 dengan tahun asas 2010=100. Tambahan tiga (3) subsektor iaitu Profesional, Hartanah dan Kesenian, hiburan & rekreasi telah dibangunkan bagi melengkapkan keseluruhan Indeks Volum Perkhidmatan (2010=100) dan diterbitkan secara umum bermula Mei 2015.

2. OBJEKTIF

Objektif penyusunan Indeks Volum Perkhidmatan adalah untuk:

- i. mengukur perubahan corak dan prestasi pengeluaran subsektor perkhidmatan secara suku tahunan dan tahunan; dan
- ii. memberikan maklumat yang relevan dan terkini terhadap pencapaian aktiviti perkhidmatan.

3. TUJUAN PENGASASAN SEMULA

Pengasasan semula adalah penting bagi memenuhi keperluan permintaan untuk mendapatkan pengukuran yang lebih tepat dan boleh dipercayai. Pengasasan semula dan perubahan wajaran dilakukan bagi memastikan:

- i. skop dan liputan indeks memenuhi keperluan pengguna;
- ii. struktur indeks menggambarkan keadaan aktiviti industri terkini; dan
- iii. wajaran yang digunakan mencerminkan kepentingan industri yang terlibat.

4. JENIS INDEKS

Indeks Volum Perkhidmatan diukur melalui perubahan pengeluaran (volum) pada tempoh rujukan berbanding tahun asas, (2015=100).

5. SKOP DAN LIPUTAN

Indeks Volum Perkhidmatan dalam penerbitan ini meliputi empat (4) segmen yang digabungkan berdasarkan pecahan 13 subsektor seperti yang berikut:

- i. Perdagangan borong & runcit, Makanan & minuman dan Penginapan
 - Perdagangan borong & runcit
 - Makanan & minuman
 - Penginapan
- ii. Perkhidmatan Perniagaan dan kewangan
 - Kewangan & insurans
 - Profesional dan Pentadbiran & khidmat sokongan
 - Hartanah
- iii. Maklumat & komunikasi dan Pengangkutan & penyimpanan
 - Maklumat & komunikasi
 - Pengangkutan & penyimpanan
- iv. Perkhidmatan lain
 - Kesenian, hiburan & rekreasi dan Perkhidmatan persendirian & lain-lain aktiviti
 - Pendidikan swasta
 - Kesihatan swasta

Klasifikasi industri yang digunakan adalah berdasarkan Piawaian Klasifikasi Industri Malaysia (MSIC) 2008 Ver. 1.0. MSIC 2008 selaras dengan *International Standard Industrial Classification of All Economic Activities (ISIC), Revision 4, United Nations Statistics Division (UNSD)*.

6. KONSEP DAN DEFINISI

Definisi yang diguna pakai dalam penerbitan ini berasaskan kepada Piawaian Klasifikasi Industri Malaysia (MSIC) 2008 Ver. 1.0. Manakala, Perdagangan borong dan runcit yang digunapakai dalam penerbitan ini berasaskan kepada saranan di dalam *Manual International Recommendations for Distributive Trade Statistics 2008 (IRDTS 2008)* yang diterbitkan oleh *United Nations Statistics Division*. Definisi tersebut adalah termasuk aktiviti berikut:

6.1 Perdagangan borong & runcit

Perdagangan Borong

Merujuk kepada penjualan semula (tanpa pengubahsuaian) barangan baru dan barang yang telah digunakan kepada peruncit, pengguna perindustrian, perdagangan, institusi atau profesional; atau kepada pemborong lain; atau menjual dagangan kepada orang atau syarikat berkenaan.

Pemborong selalunya memasang, memilih dan mengklasifikasikan barang dalam lot-lot besar; memecahkan muatan yang besar, membungkus semula dan membotol (kecuali bekas yang kedap udara) dan membahagi semula kepada lot-lot kecil; menyimpan, menyejuk, menghantar dan memasang barang dan juga turut serta dalam promosi jualan untuk pelanggan dan reka bentuk label.

Perdagangan Runcit

Merujuk kepada penjualan semula (jualan tanpa pengubahsuaian) barang baru dan terpakai kepada orang awam untuk kegunaan peribadi atau isi rumah.

Kenderaan Bermotor

Merujuk kepada jualan secara borong dan runcit kenderaan bermotor dan motosikal, sama ada baru atau terpakai, jualan alat-alat ganti dan aksesori kenderaan, penyelenggaraan dan pembaikan kenderaan bermotor dan motosikal termasuk mencuci, mengilap serta agen komisen.

6.2 Kewangan & insurans

Merujuk kepada aktiviti perantara kewangan; aktiviti perkhidmatan kewangan lain dan aktiviti sokongan kepada perkhidmatan kewangan; aktiviti insurans/ takaful, insurans/ takaful semula dan tabungan pencen & hemat; dan aktiviti sokongan kepada insurans/ takaful dan tabungan pencen.

6.3 Maklumat & komunikasi

Merujuk kepada aktiviti penerbitan wayang gambar, video dan program televisyen, rakaman bunyi dan penerbitan muzik, aktiviti pemrograman dan penyiaran, perkhidmatan telekomunikasi, pengaturcaraan komputer, perundingan dan aktiviti yang berkaitan dan aktiviti perkhidmatan maklumat.

6.4 Pengangkutan & penyimpanan

Merujuk kepada pertubuhan terlibat dalam menyediakan perkhidmatan darat, pengangkutan muatan melalui jalan raya, pengangkutan darat lain, pengangkutan air, penggudangan & aktiviti sokongan seperti pengoperasian terminal, tempat letak kereta, pengoperasian lebuhraya, pengoperasian pelabuhan, pengendalian kargo/ pemunggahan, agensi perkapalan & penghantaran serta lain-lain aktiviti sokongan perkhidmatan pengangkutan.

6.5 Makanan & minuman

Merujuk kepada perkhidmatan makanan & minuman yang menyediakan hidangan atau minuman lengkap untuk penggunaan segera, sama ada di restoran tradisional, restoran layan diri atau bawa pulang, yang didirikan secara kekal atau sementara, dengan atau tiada kemudahan tempat duduk.

6.6 Profesional

Merujuk kepada pertubuhan yang khusus dalam menjalankan aktiviti-aktiviti profesional, di mana ianya memerlukan tahap kepakaran dan latihan yang tinggi. Pertubuhan di sektor ini mengkhusus berasaskan kepada kepakaran serta menyediakan perkhidmatan ini kepada industri dan isi rumah. Aktiviti yang dijalankan termasuk khidmat nasihat dan perwakilan guaman; perakaunan, simpan kira-kira dan pengauditan; arkitek; kejuruteraan; juruukur; perundingan pengurusan & penyelidikan pasaran; pengiklanan; penyelidikan & pembangunan saintifik dan ujian teknikal & analisis; profesional lain dan veterinar.

6.7 Kesihatan swasta

Merujuk kepada pertubuhan yang menyediakan perkhidmatan kesihatan swasta meliputi perkhidmatan hospital dan rumah bersalin, perkhidmatan perubatan (termasuk perkhidmatan perubatan am atau pakar), perkhidmatan pergigian dan aktiviti kesihatan kemanusiaan lain seperti pusat dialisis, makmal perubatan, perkhidmatan akupunktur, perkhidmatan ahli herba

dan homeopati, perkhidmatan fisioterapi & carakerja, perkhidmatan ambulan dan perubatan alternatif lain.

6.8 Pendidikan swasta

Merujuk kepada pertubuhan yang menyediakan perkhidmatan pendidikan swasta seperti pendidikan pra-sekolah, pendidikan menengah, pendidikan tinggi dan pendidikan lain. Proses utama pembelajaran adalah di dalam bilik darjah. Selain itu, terdapat juga proses pembelajaran di luar bilik darjah seperti melalui siaran televisyen, internet atau pusat sukan yang melibatkan peringkat tertentu.

6.9 Penginapan

Merujuk kepada penyediaan tempat penginapan berbayar jangka pendek sama ada dibuka kepada orang awam atau terhad kepada ahli sebuah pertubuhan tertentu. Ianya termasuk juga penyediaan tempat penginapan hotel (termasuk resort), hotel bajet / motel, hotel apartmen, chalet, dan rumah rehat / rumah tetamu / hostel / bed & breakfast / homestay.

6.10 Kesenian, hiburan & rekreasi

Merujuk kepada pelbagai aktiviti bagi memenuhi minat orang awam dalam aktiviti kebudayaan, hiburan dan rekreasi meliputi persembahan secara langsung, operasi muzium, perjudian, sukan dan rekreasi.

6.11 Hartanah

Merujuk kepada pertubuhan yang menyediakan perkhidmatan hartanah yang meliputi aktiviti pemaju hartanah bagi harta milikan sendiri atau pajakan; dan aktiviti ejen hartanah atas dasar bayaran atau kontrak.

6.12 Pentadbiran & khidmat sokongan

Merujuk kepada aktiviti yang menyokong operasi am perniagaan meliputi aktiviti sewaan & pajakan, aktiviti pekerjaan, agensi pengembaraan, operator pelancongan & aktiviti perkhidmatan penembahan lain, aktiviti keselamatan & penyiasatan, aktiviti perkhidmatan bangunan & lanskap dan aktiviti pengurusan pejabat, sokongan pejabat & perniagaan lain.

6.13 Perkhidmatan persendirian & lain-lain aktiviti

Merujuk kepada pelbagai aktiviti yang menyokong operasi am perniagaan meliputi aktiviti sewaan dan pajakan, aktiviti pekerjaan, agensi pengembaraan, operator pelancongan dan aktiviti perkhidmatan penempatan lain, aktiviti keselamatan dan penyiasatan, aktiviti perkhidmatan kepada bangunan dan lanskap dan pentadbiran pejabat, aktiviti sokongan pejabat dan perniagaan lain.

7. SUMBER DATA

Data bagi penyusunan indeks volum perkhidmatan diperoleh daripada sumber primer dan sekunder. Sumber primer diperoleh daripada Survei Perdagangan borong & runcit Bulanan dan Survei Perkhidmatan Suku Tahunan. Sumber sekunder bagi Kewangan & insurans diperoleh daripada Bank Negara Malaysia (BNM) dan Suruhanjaya Sekuriti Malaysia (SSM).

8. WAJARAN

Wajaran industri diperoleh daripada nisbah jumlah nilai ditambah kepada kumpulan subsektor perkhidmatan yang diliputi berdasarkan Banci Ekonomi 2016 (tahun rujukan 2015) dan Banci Perdagangan Edaran 2014 (tahun rujukan 2013). Wajaran adalah dikira berdasarkan formula berikut:

$$W_{ij} = \frac{V_{ij}}{V_j}$$

Di mana:

W_{ij} ialah pembahagian relatif bagi industri i terhadap kumpulan j ;

V_{ij} ialah jumlah nilai ditambah bagi industri i terhadap kumpulan j ; dan

V_j ialah jumlah nilai ditambah bagi kumpulan j .

9. PROSEDUR PENGIRAAN

Indeks Volum Perkhidmatan disusun dengan menjumlahkan nilai output yang berada dalam satu kumpulan aktiviti yang sama dan mendeflasi nilai agregat dengan deflator harga. Formula Laspeyres digunakan dalam menyusun indeks volum ini. Oleh itu, indeks volum bagi industri i dari kumpulan j :

$$I_{ij,t} = \frac{R_{ij,t}}{R_{ij,0}}$$

Di mana:

$I_{ij,t}$ merujuk kepada agregat indeks volum bagi industri i terhadap kumpulan j pada masa t (tempoh semasa);

$R_{ij,t}$ adalah agregat output yang telah dideflasi dengan deflator harga bagi industri i terhadap kumpulan j pada masa t (tempoh semasa); dan

$R_{ij,0}$ adalah purata agregat output yang telah dideflasi dengan deflator harga bagi industri i terhadap kumpulan j pada masa 0 (tempoh asas=2015).

Indeks volum untuk kumpulan j :

$$I_{ij} = \frac{\sum (W_{ij} I_{ij,t})}{\sum W_{ij}}$$

Di mana:

I_{ij} merujuk kepada indeks volum bagi kumpulan j pada masa t ;

W_{ij} adalah pembahagian relatif bagi industri i terhadap kumpulan j ; dan

$I_{ij,t}$ adalah agregat indeks volum bagi industri i terhadap kumpulan j pada masa t .

10. PENDEFLASI HARGA

Item bagi setiap subsektor dipilih daripada bakul barangan dan perkhidmatan Indeks Harga Pengguna (IHP), Indeks Harga Pengeluar (IHPR) dan Indeks Harga Pengeluar Perkhidmatan (IHPP), dan perubahan harga di peringkat subsektor diukur.

11. PERUBAHAN PERATUSAN INDEKS VOLUM

Peratus perubahan indeks volum dikira berdasarkan formula berikut:

$$y_t = \frac{I_t - I_{t-1}}{I_{t-1}} \times 100$$

Di mana:

y_t merujuk kepada peratus perubahan indeks volum;

I_t adalah indeks volum pada masa t (tempoh semasa); dan

I_{t-1} adalah indeks volum pada masa $t-1$ (tempoh sebelum).

12. PELARASAN MUSIM

Data siri masa adalah amat berguna untuk ahli ekonomi, pembuat dasar & polisi dan penganalisis siri masa untuk mengenal pasti ciri-ciri penting siri ekonomi seperti arah, *turning point* dan konsistensi antara penunjuk ekonomi yang lain. Ciri ini sukar untuk diperhatikan disebabkan pergerakan musim. Oleh itu, sekiranya kesan musim boleh disingkirkan, perilaku data siri ini dapat dilihat dengan lebih baik. Anggaran dan penyingkiran kesan musim dikenali sebagai pelarasan musim.

Pelarasan musim adalah satu proses untuk mengenal pasti dan menyingkirkan bentuk pola musim yang biasa berlaku dalam tempoh satu tahun, yang mungkin juga merangkumi pengaruh dari kesan cuti yang bergerak dan hari bekerja/ berdagang bagi suatu tempoh. Objektif utama proses ini adalah untuk menunjukkan arah aliran dan pergerakan jangka pendek dalam siri ini.

Di Malaysia, kebanyakan data siri masa dipengaruhi oleh kesan musim. Oleh itu, untuk menghapuskan dan melaras kesan bermusim data siri masa ekonomi Malaysia, pakej pelarasan musim standard, X-12 ARIMA telah digunakan oleh Jabatan Perangkaan Malaysia.

Data siri masa ekonomi Malaysia juga kerap dipengaruhi oleh perayaan utama seperti Aidilfitri bagi umat Islam, Tahun Baru Cina untuk kaum Cina dan Deepavali untuk kaum India. Tarikh perayaan-perayaan ini tetap mengikut tahun lunar tetapi berbeza-beza mengikut kalendar *Gregorian*. Oleh itu, untuk menganggar dan menyingkirkan kesan cuti yang bergerak dari data siri masa, satu prosedur telah dibangunkan iaitu *Seasonal Adjustment for Malaysia* (SEAM).

13. POLISI PINDAAN

13.1 Pindaan akan dibuat ke atas data indeks volum yang diterbitkan berdasarkan data terkini yang diperolehi seperti berikut:

- i. Bagi data bulanan, perubahan tertakluk kepada sumber data, semakan adalah $t-1$ di mana t merujuk kepada bulan semasa;
- ii. Bagi data suku tahunan, perubahan tertakluk kepada sumber data, semakan adalah $t-1$ di mana t merujuk kepada suku tahun semasa; dan
- iii. Bagi data tahunan, perubahan tertakluk kepada sumber data, semakan adalah $t-3$ di mana t merujuk kepada tahun semasa.

13.2 Pada Suku Tahun Pertama 2023, data bagi subsektor Kesenian, hiburan & rekreasi dan Perkhidmatan persendirian & lain-lain aktiviti telah dipinda bermula Suku Tahun Pertama 2015 hingga Suku Tahun Keempat 2022.

TECHNICAL NOTES

1. INTRODUCTION

The publication for reference Second Quarter 2019 is the first release using 2015 as the base year in the compilation of Volume Index of Services (IoS), Malaysia. The base year 2015 replaced the base year 2010 which has been used before. It is the second time the rebasing of IoS has been done by the Department of Statistics, Malaysia.

The compilation of the Volume Index of Services began in 2008 with the development of Distributive Trade components which are Retail Trade and Motor Vehicles. In 2009, Wholesale Trade has been developed which completed the Distributive Trade sub-sector (2005=100). The Volume Index of Distributive Trade was released to the public began in May 2012 with base year 2008=100. The development of volume index for other sub-sectors was done by stages in 2010. A total of seven (7) sub-sectors which are Transportation & storage, Information & communication, Accommodation, Food & beverage, Private education, Private health and Finance & insurance have been released on limited circulation beginning in 2013 with base year 2010=100. Additional three (3) sub-sectors which are Professional, Real estate and Arts, entertainment & recreation were developed to complete the overall Volume Index of Services (2010=100) and published to the public in May 2015.

2. OBJECTIVES

The objectives of the compilation of the Volume Index of Services are to:

- i. Measure quarterly and annual changes on the pattern and performance of production of the services sub-sectors; and*
- ii. Provide relevant and timely information on the performance of the services activities.*

3. PURPOSE OF REBASING

Rebasing is important due to the demand for more accurate, reliable and credible measure. The rebasing and reweighting are conducted to ensure that:

- i. The scope and coverage of the indices continue to meet the needs of users;*
- ii. The structure of the indices reflects the current activities of the industry; and*
- iii. The weights used continue to be representative of the industry concerned.*

4. TYPE OF INDEX

The Volume Index of Services measured production (volume) changes in the reference period as compared to the base period, (2015=100).

5. SCOPE AND COVERAGE

The Volume Index of Services in this publication consists of four (4) segments which are aggregated based on the breakdown of 13 sub-sectors as follows:

- i. Wholesale & retail trade, Food & beverage and Accommodation*
 - Wholesale & retail trade*
 - Food & beverage*
 - Accommodation*
- ii. Business services and finance*
 - Finance & insurance*
 - Professional and Administrative & support services*
 - Real estate*
- iii. Information & communication and Transportation & storage*
 - Information & communication*
 - Transportation & storage*
- iv. Other services*
 - Arts, entertainment & recreation and Personal services & other activities*
 - Private education*
 - Private health*

The classification of the industry used is based on the Malaysia Standard Industrial Classification (MSIC) 2008 Ver. 1.0. The MSIC 2008 conforms to the International Standard Industrial Classification of All Economic Activities (ISIC), Revision 4, United Nations Statistics Division (UNSD).

6. CONCEPT AND DEFINITIONS

The definition adopted in this publication is based on the recommendations of Malaysia Standard Industrial Classification (MSIC) 2008 Ver. 1.0. The definitions are based on the following principles:

6.1 Wholesale & retail trade

Whole Trade

Refers to the resale (sale without transformation) of new and used goods to retailers; industrial, commercial, institutional or professional users; or to other wholesalers; or selling merchandise to, such persons or companies.

Wholesalers frequently physically assemble, sort and grade goods in large lots; break bulk, repack and bottle (except in air-tight containers) and redistribute in smaller lots; store, refrigerate, deliver and install goods as well as engage in sales promotion for customers and label design.

Retail Trade

Refers to the resale (sale without transformation) of new and used goods to the general public for personal or household consumption or utilisation.

Motor Vehicles

Refers to wholesale and retail sale of motor vehicles and motorcycles, either new or used, sale of motor vehicle parts and accessories, maintenance and repair of motor vehicles and motorcycles including washing, polishing as well as commission agents.

6.2 Finance & insurance

Refers to monetary intermediation activities; other financial service activities and activities auxiliary to financial services; insurance/ takaful, reinsurance/ retakaful and pension & provident funding activities; and activities auxiliary to insurance/ takaful and pension funding.

6.3 Information & communication

Refers to activities publishing, motion picture, video & television programme production, sound recording & music publishing, programming & broadcasting, telecommunications services, computer programming, consultancy & related activities and information services.

6.4 Transportation & storage

Refers to provision of passengers or freight transport, whether scheduled or not, by rail, pipeline, road, water or air and associated activities such as terminal and parking facilities, cargo handling, storage and etc. Renting of transport equipment with driver or operator and postal and courier services are also included.

6.5 Food & beverage

Refers to establishments that includes food and beverage serving activities providing complete meals or drinks fit for immediate consumption, whether in traditional restaurants, self-service or take-away restaurants, whether as permanent or temporary stands with or without seating. Determinant is the fact that meals fit for immediate consumption are offered, not the kind of facility providing them.

6.6 Professional

Refers to establishments specialised in professional activities which require expertise and training. The establishments in this sub-sector services to industries and household. The activities include advisory and legal representation; accounting, bookkeeping and auditing; architectural; engineering; surveying; management consultancy services & market research; advertising; scientific research & development and technical testing & analysis; other professional and veterinary.

6.7 Private health

Refers to establishments that provide private health services including private hospital and maternity home services, medical services (including general and specialised medical), dental services and other human health activities such as dialysis centres, medical laboratories, acupuncture services, herbalist and homeopathy services, physiotherapy & occupational therapy services, ambulance services and other alternative medical.

6.8 Private education

Refers to establishments that provide private education services such as pre-primary education, secondary education and higher education, higher education, and other education. The main process of learning is in the classroom. Moreover, there is also a learning process outside the classroom such as through television, internet or sport centres involving for certain level.

6.9 Accommodation

Refers to the provision of short-term paid accommodation whether open to the public or restricted to members of a particular organisation. It includes hotels (including resorts), budget hotels/ motels, service apartments, chalets and rest houses/ guest houses/ hostels/ bed & breakfast / homestay.

6.10 Arts, entertainment & recreation

Refers to a wide range of activities to meet various cultural, entertainment and recreational interests of the general public, including live performances, operation of museum sites, gambling, sport and recreation activities.

6.11 Real estate

Refers to establishments that provide real estate services which cover the activities of real estate developers with own or leased property; and real estate agent activities on a fee or contract basis.

6.12 Administrative & support services

Refers to a variety of activities that support general business operations including rental and leasing activities, employment activities, travel agency, tour operator and other reservation service activities, security and investigation activities, services to building and landscape activities and office administrative, office support and other business support activities.

6.13 Personal services & other activities

Refers to personal services & other activities include activities of membership organisations such as activities of business, employers and professional membership organisations; activities of trade unions; and activities of others membership organisations; repair of computers & personal and household goods; and other personal service activities such as washing and dry-cleaning of textiles and fur products; hairdressing and other beauty treatment; funeral; and other service activities.

7. DATA SOURCES

Data for the compilation of Volume Index of Services were obtained from primary and secondary sources. Primary sources are obtained from the Monthly Survey of Wholesale & retail trade and Quarterly Survey of Services. Secondary sources comprise Finance and Insurance are obtained from Central Bank of Malaysia (BNM) and Securities Commission (SC) Malaysia.

8. WEIGHTS

The weights of the industry are obtained on the ratios of the total value added of the services sub-sector group based on the Economic Census 2016 (reference year 2015) and Census of Distributive Trade 2014 (reference year 2013). The weights are computed using the following formula:

$$W_{ij} = \frac{V_{ij}}{V_j}$$

Where:

W_{ij} is the relative share of industry i to the group j ;

V_{ij} is the total value added of industry i of group j ; and

V_j is the total value added of group j .

9. COMPUTATIONAL PROCEDURES

The Volume Index of Services are generated by aggregating the value of output of the same activity group and deflated the aggregate value using price deflator. The Laspeyres formula is used to compile these indices. Thus, volume index for the industry i of group industry j :

$$I_{ij,t} = \frac{R_{ij,t}}{R_{ij,0}}$$

Where:

$I_{ij,t}$ refers to the aggregated volume index for industry i of group j at time t (current period);

$R_{ij,t}$ is the aggregated output which deflated with price deflator for industry i of group j at time t (current period); and

$R_{ij,0}$ is the average aggregated output which is deflated with price deflator for industry i of group j at time 0 (base period=2010).

The volume index for the group j is:

$$I_{ij} = \frac{\sum (W_{ij} I_{ij,t})}{\sum W_{ij}}$$

Where:

I_{ij} refers to the volume index for group j at time t ;

W_{ij} is the relative share of industry i to the group j ; and

$I_{ij,t}$ is the aggregated volume index for industry i of group j at time t .

10. PRICE DEFLATOR

Item of each sub-sector are selected from the basket of goods and services Consumer Price Index (CPI), Producer Price Index (PPI) and Services Producer Price Index (SPPI), and the price changes at sub-sector level are measured.

11. VOLUME INDEX PERCENTAGE CHANGE

Percentage change of the volume index is calculated based on the following formula:

$$y_t = \frac{I_t - I_{t-1}}{I_{t-1}} \times 100$$

Where:

y_t refers to volume index percentage change;

I_t is the volume index at time t (current period); and

I_{t-1} is the volume index at time $t-1$ (previous period).

12. SEASONAL ADJUSTMENT

Time-series data are very useful for economists, policy & decision makers and time-series analysis to identify the important features of economic series such as direction, turning point and consistency between other economic indicators. This feature is difficult to observe because of seasonal movements. Thus, if the seasonal effect can be removed, the real behaviour of the series would be revealed. The estimation and removal of the seasonal effects is known as seasonal adjustment.

Seasonal adjustment is a process to identify and to remove the regular within-a-year seasonal pattern, which may also include the influences of moving holidays and working/ trading days effect in each period. The ultimate objective of the process is to highlight the underlying trends and short-term movements in the series.

In Malaysia, most of the time series data are affected by seasonal effects. Hence, to eliminate the seasonal effect as well as to seasonally adjust the Malaysian economic time series data, a standard seasonal adjustment package, X-12 ARIMA was used by the Department of Statistics, Malaysia.

Malaysian economic time series data are often affected by major festivals such as Eid al-Fitr of the Muslims, Chinese New Year of the Chinese and Deepavali of the Indians. These festivals' dates are fixed according to the Lunar year but vary according to the Gregorian calendar. Therefore, to estimate and remove moving holiday effect from time-series data, a procedure was developed, namely Seasonal Adjustment for Malaysia (SEAM).

13. REVISION POLICY

13.1 Revisions will be made to the published volume index based on the latest available data as follows:

- i. For monthly data, subject to changes in data source, revision is $t-1$ where t refers to current month;*
- ii. For quarterly data, subject to changes in data source, revision is $t-1$ where t refers to current quarter; and*
- iii. For annual data, subject to changes in data source, revision is $t-3$ where t refers to current year.*

13.2 In the First Quarter 2023, data for Arts, entertainment & recreation and Personal services & other activities sub-sector have been revised from the First Quarter 2015 to the Fourth Quarter 2022.



LAMPIRAN

APPENDIX



Muka surat ini sengaja dibiarkan kosong

This page is deliberately left blank

Lampiran/ Appendix
Piawaian Klasifikasi Industri Malaysia 2008 Ver. 1.0/
Malaysia Standard Industrial Classification 2008 Ver.1.0

PERDAGANGAN BORONG DAN RUNCIT <i>WHOLESALE AND RETAIL TRADE</i>				
Kenderaan bermotor <i>Motor vehicles</i>				
BAHAGIAN <i>DIVISION</i>	KUMPULAN <i>GROUP</i>	PERKARA <i>ITEM</i>	KETERANGAN	DESCRIPTION
45	451		Jualan kenderaan bermotor	<i>Sale of motor vehicles</i>
		45101	Jualan borong dan runcit kenderaan bermotor baru	<i>Wholesale and retail of new motor vehicles</i>
		45102	Jualan borong dan runcit kenderaan bermotor terpakai	<i>Wholesale and retail of used motor vehicles</i>
		45103	Jualan kenderaan industri, komersial dan pertanian- baru	<i>Sale of industrial, commercial and agriculture vehicles – new</i>
		45104	Jualan kenderaan industri, komersial dan pertanian- terpakai	<i>Sale of industrial, commercial and agriculture vehicles – used</i>
		45105	Jualan oleh agen komisen	<i>Sale by commission agents</i>
		45106	Lelongan kereta	<i>Car auctions</i>
		45109	Jualan lain-lain kenderaan bermotor t.t.t.l	<i>Sale of other motor vehicles n.e.c</i>
	452		Penyelenggaraan dan pembaikan kenderaan bermotor	<i>Maintenance and repair of motor vehicles</i>
		45201	Penyelenggaraan dan pembaikan kenderaan bermotor	<i>Maintenance and repair of motor vehicles</i>
		45202	Menyembur dan mengecat	<i>Spraying and painting</i>
		45203	Mencuci dan menggilap (cuci kereta)	<i>Washing and polishing (car wash)</i>
		45204	Pembaikan tempat duduk kenderaan bermotor	<i>Repair of motor vehicle seats</i>
		45205	Pemasangan komponen (termasuk alat ganti) dan aksesori bukan sebahagian daripada proses pembuatan	<i>Installation of parts and accessories not as part of the manufacturing process</i>
	453		Jualan komponen (termasuk alat ganti) dan aksesori kenderaan bermotor	<i>Sale of motor vehicle parts and accessories</i>
		45300	Jualan borong dan runcit semua jenis komponen, alat ganti, bekalan, peralatan dan aksesori kenderaan bermotor	<i>Wholesale and retail sale of all kinds of parts, components, supplies, tools and accessories for motor vehicles</i>
	454		Jualan penyelenggaraan dan pembaikan motosikal dan komponen (termasuk alat ganti) dan aksesori berkaitan	<i>Sale, maintenance and repair of motorcycles and related parts and accessories</i>
		45401	Jualan borong dan runcit motosikal	<i>Wholesale and retail sale of motorcycles</i>
		45402	Jualan borong dan runcit komponen (termasuk alat ganti) dan aksesori motosikal	<i>Wholesale and retail sale of parts and accessories for motorcycles</i>
		45403	Pembaikan dan penyelenggaraan motosikal	<i>Repair and maintenance of motorcycles</i>

Perdagangan borong <i>Wholesale trade</i>				
BAHAGIAN <i>DIVISION</i>	KUMPULAN <i>GROUP</i>	PERKARA <i>ITEM</i>	KETERANGAN	DESCRIPTION
46	461		Jual borong berdasar kontrak atau yuran	<i>Wholesale on a fee or contract basis</i>
		46100	Jualan borong berdasarkan kontrak atau yuran	<i>Wholesale on a fee or contract basis</i>
	462		Jual borong bahan mentah, pertanian dan haiwan hidup	<i>Wholesale of agricultural raw materials and live animals</i>
		46201	Jualan borong getah	<i>Wholesale of rubber</i>
		46202	Jualan borong minyak kelapa sawit	<i>Wholesale of palm oil</i>
		46203	Jualan borong kayu balak dan kayu-kayan	<i>Wholesale of lumber and timber</i>
		46204	Jualan borong bunga-bunga dan tumbuh-tumbuhan	<i>Wholesale of flowers and plants</i>
		46205	Jualan borong ternakan	<i>Wholesale of livestock</i>
		46209	Jualan borong bahan mentah pertanian dan haiwan hidup t.t.t.l	<i>Wholesale of agricultural raw material and live animal n.e.c</i>
	463		Jual borong makanan, minuman dan tembakau	<i>Wholesale of food, beverages and tobacco</i>
		46311	Jualan borong daging, unggas dan telur	<i>Wholesale of meat, poultry and eggs</i>
		46312	Jualan borong ikan dan lain-lain makanan laut	<i>Wholesale of fish and other seafood</i>
		46313	Jualan borong buah-buahan	<i>Wholesale of fruits</i>
		46314	Jualan borong sayur-sayuran	<i>Wholesale of vegetables</i>
		46319	Jualan borong daging, ikan, buah-buahan dan sayur-sayuran t.t.t.l	<i>Wholesale of meat, fish, fruits and vegetables n.e.c</i>
		46321	Jualan borong beras, bijirin lain, tepung dan gula	<i>Wholesale of rice, other grains, flour and sugars</i>
		46322	Jualan borong hasil tenusu	<i>Wholesale of dairy products</i>
		46323	Jualan borong konfeksi	<i>Wholesale of confectionary</i>
		46324	Jualan borong biskut, kek, roti dan produk bakeri lain	<i>Wholesale of biscuits, cakes, breads and other bakery products</i>
		46325	Jualan borong kopi, teh dan minuman lain	<i>Wholesale of coffee, tea, cocoa and other beverages</i>
		46326	Jualan borong bir, wain dan spirit	<i>Wholesale of beer, wine and spirits</i>
		46327	Jualan borong tembakau, cerut, rokok	<i>Wholesale of tobacco, cigar, cigarettes</i>
		46329	Jualan borong barang makanan lain	<i>Wholesale of other foodstuffs</i>

BAHAGIAN DIVISION	KUMPULAN GROUP	PERKARA ITEM	KETERANGAN	DESCRIPTION
	464		Jual borong barangan isi rumah	<i>Wholesale of household goods</i>
		46411	Jualan borong benang dan fabrik	<i>Wholesale of yarn and fabrics</i>
		46412	Jualan borong linen, tuala dan selimut Isi rumah	<i>Wholesale of household linen, towels, blankets</i>
		46413	Jualan borong pakaian	<i>Wholesale of clothing</i>
		46414	Jualan borong aksesori pakaian	<i>Wholesale of clothing accessories</i>
		46415	Jualan borong pakaian daripada bulu binatang	<i>Wholesale of fur articles</i>
		46416	Jualan borong kasut	<i>Wholesale of footwear</i>
		46417	Jualan borong bahan jahitan	<i>Wholesale of haberdashery</i>
		46419	Jualan borong tekstil, pakaian t.t.t.l	<i>Wholesale of textiles, clothing n.e.c</i>
		46421	Jualan borong barangan farmaseutikal dan perubatan	<i>Wholesale of pharmaceutical and medical goods</i>
		46422	Jualan borong pewangi, kosmetik, sabun dan kelengkapan dandanan diri	<i>Wholesale of perfumeries, cosmetics, soap and toiletries</i>
		46431	Jualan borong basikal dan komponen (termasuk alat ganti) dan aksesori	<i>Wholesale of bicycles and their parts and accessories</i>
		46432	Jualan borong barangan fotografi dan optik	<i>Wholesale of photographic and optical goods</i>
		46433	Jualan borong barangan kulit dan aksesori kembara	<i>Wholesale of leather goods and travel accessories</i>
		46434	Jualan borong peralatan muzik, permainan dan barang mainan, barangan sukan	<i>Wholesale of musical instruments, games and toys, sports goods</i>
		46441	Jualan borong kraftangan dan bunga tiruan	<i>Wholesale of handicrafts and artificial flowers</i>
		46442	Jualan borong bunga keratan dan tumbuhan	<i>Wholesale of cut flowers and plants</i>
		46443	Jualan borong jam tangan dan jam dinding	<i>Wholesale of watches and clocks</i>
		46444	Jualan borong barang kemas	<i>Wholesale of jewellery</i>
		46491	Jualan borong perabot isi rumah	<i>Wholesale of household furniture</i>
		46492	Jualan borong perkakas isi rumah	<i>Wholesale of household appliances</i>
		46493	Jualan borong peralatan lampu	<i>Wholesale of lighting equipment</i>
		46494	Jualan borong perkakas dapur dan kutleri, pinggan mangkuk, barangan kaca dan barangan tembikar	<i>Wholesale of household utensils and cutlery, crockery, glassware, chinaware and pottery</i>
		46495	Jualan borong barangan kayu, anyaman rotan dan barangan gabus	<i>Wholesale of woodenware, wickerwork and cork ware</i>
		46496	Jualan borong barangan elektrik dan elektronik	<i>Wholesale of electrical and electronics goods</i>
		46497	Jualan borong alat tulis, buku, majalah dan surat khabar	<i>Wholesale of stationery, books, magazines and newspapers</i>
		46499	Jualan borong lain-lain barangan isi rumah t.t.t.l	<i>Wholesale of other household goods n.e.c</i>

BAHAGIAN DIVISION	KUMPULAN GROUP	PERKARA ITEM	KETERANGAN	DESCRIPTION
	465		Jual borong jentera, kelengkapan dan bekalan	<i>Wholesale of machinery, equipment and supplies</i>
		46510	Jualan borong perkakasan komputer, perisian dan peranti	<i>Wholesale of computer hardware, software and peripherals</i>
		46521	Jualan borong kelengkapan telefon dan telekomunikasi, telefon selular, alat kelui	<i>Wholesale of telephone and telecommunications equipment, cell phones, pagers</i>
		46522	Jualan borong komponen elektronik dan aksesori pendawaian	<i>Wholesale of electrical and electronic component and wiring accessories</i>
		46531	Jualan borong jentera, kelengkapan dan bekalan pertanian	<i>Wholesale of agricultural machinery, equipment and supplies</i>
		46532	Jualan borong jentera pemotong rumput sebarang cara operasi	<i>Wholesale of lawn mowers however operated</i>
		46591	Jualan borong mesin pejabat dan kelengkapan perniagaan, kecuali komputer dan kelengkapan peranti komputer (peripheral)	<i>Wholesale of office machinery and business equipment, except computers and computer peripheral equipment</i>
		46592	Jualan borong perabot pejabat	<i>Wholesale of office furniture</i>
		46593	Jualan borong peralatan mesin berkawalan komputer	<i>Wholesale of computer-controlled machines tools</i>
		46594	Jualan borong jentera, kelengkapan dan bekalan perindustrian	<i>Wholesale of industrial machinery, equipment and supplies</i>
		46595	Jualan borong jentera dan kelengkapan pembinaan dan kejuruteraan awam	<i>Wholesale of construction and civil engineering machinery and equipment</i>
		46596	Jualan borong lif, eskalator, penghawa dingin, kelengkapan keselamatan dan pemadam api	<i>Wholesale of lift escalators, air-conditioning, security and fire fighting equipment</i>
		46599	Jualan borong lain-lain jentera untuk kegunaan industri, perdagangan dan pengemudian dan lain-lain perkhidmatan t.t.t.l	<i>Wholesale of other machinery for use in industry, trade and navigation and other services n.e.c</i>
	466		Lain-lain pengkhususan jual borong	<i>Other specialized wholesale</i>
		46611	Jualan borong petrol, diesel, pelincir	<i>Wholesale of petrol, diesel, lubricants</i>
		46612	Jualan borong gas petroleum cecair	<i>Wholesale of liquefied petroleum gas</i>
		46619	Jualan borong bahan api pepejal, cecair dan gas dan produk berkaitan t.t.t.l	<i>Wholesale of other solid, liquid and gaseous fuels and related products n.e.c</i>
		46621	Jualan borong bijih besi dan bukan besi dan logam	<i>Wholesale of ferrous and non-ferrous metal ores and metals</i>
		46622	Jualan borong bijih besi dan bukan besi dan logam separuh siap dan produk t.t.t.l	<i>Wholesale of ferrous and non-ferrous semi-finished metal ores and products n.e.c</i>
		46631	Jualan borong kayu balak, kayu berggaji, papan lapis, venier dan produk berkaitan	<i>Wholesale of logs, sawn timber, plywood, veneer and related products</i>
		46632	Jualan borong cat dan varnis	<i>Wholesale of paints and varnish</i>
		46633	Jualan borong bahan pembinaan	<i>Wholesale of construction materials</i>
		46634	Jualan borong kelengkapan dan lekapan	<i>Wholesale of fittings and fixtures</i>
		46635	Jualan borong pemanas air	<i>Wholesale of hot water heaters</i>
		46636	Jualan borong pemasangan dan peralatan kebersihan	<i>Wholesale of sanitary installation and equipment</i>

BAHAGIAN DIVISION	KUMPULAN GROUP	PERKARA ITEM	KETERANGAN	DESCRIPTION
		46637	Jualan borong alatan	<i>Wholesale of tools</i>
		46639	Jualan borong dan bekalan lain-lain bahan binaan, hardwer, peralatan paip dan alat pemanas t.t.t.l	<i>Wholesale of other construction materials, hardware, plumbing and heating equipment and supplies n.e.c</i>
		46691	Jualan borong bahan kimia industri	<i>Wholesale of industrial chemicals</i>
		46692	Jualan borong baja dan produk agrokimia	<i>Wholesale of fertilizers and agrochemical products</i>
		46693	Jualan borong bahan plastik dalam bentuk asal	<i>Wholesale of plastic materials in primary forms</i>
		46694	Jualan borong sekerap getah	<i>Wholesale of rubber scrap</i>
		46695	Jualan borong gentian tekstil	<i>Wholesale of textile fibres</i>
		46696	Jual borong kertas secara pukal, bahan pembungkusan	<i>Wholesale of paper in bulk, packaging materials</i>
		46697	Jual borong batu permata berharga	<i>Wholesale of precious stones</i>
		46698	Jual borong bahan buangan dan sekerap dan bahan lain sama ada logam dan bukan logam untuk kitar semula	<i>Wholesale of metal and non-metal waste and scrap and materials for recycling</i>
		46699	Meleraikan bahagian kenderaan, komputer, televisyen dan peralatan lain untuk mendapatkan bahagian yang boleh digunakan dan jual semula	<i>Dismantling of automobiles, computer, televisions and other equipment to obtain and re-sell usable parts</i>
	469		Perdagangan jual borong bukan pengkhususan	<i>Non-specialized wholesale trade</i>
		46901	Jualan borong ikan akuarium, burung dan haiwan peliharaan	<i>Wholesale of aquarium fishes, pet birds and animals</i>
		46902	Jualan borong makanan haiwan/haiwan peliharaan	<i>Wholesale of animal/pet food</i>
		46909	Jualan borong pelbagai jenis barang tanpa pengkhususan tertentu t.t.t.l	<i>Wholesale of a variety of goods without any particular specialization n.e.c</i>
Perdagangan runcit <i>Retail trade</i>				
47	471		Jualan runcit di stor bukan pengkhususan	<i>Retail sale in non-specialized stores</i>
		47111	Kedai runcit	<i>Provision stores</i>
		47112	Pasar raya	<i>Supermarket</i>
		47113	Pasar mini	<i>Mini market</i>
		47114	Kedai 'convenience'	<i>Convenience stores</i>
		47191	Gedung serbaneka	<i>Department stores</i>
		47192	Gedung serbaneka dan pasar raya	<i>Department stores and supermarket</i>
		47193	Pasar raya besar (Hypermarket)	<i>Hypermarket</i>
		47194	Agen surat khabar dan kedai pelbagai barangan	<i>News agent and miscellaneous goods store</i>
		47199	Jualan runcit lain di kedai tanpa pengkhususan t.t.t.l	<i>Other retail sale in non-specialized stores n.e.c</i>

BAHAGIAN DIVISION	KUMPULAN GROUP	PERKARA ITEM	KETERANGAN	DESCRIPTION
	472		Jualan runcit makanan, minuman dan tembakau di stor pengkhususan	<i>Retail sale of food, beverages and tobacco in specialized stores</i>
		47211	Jualan runcit beras, tepung, bijirin lain dan gula	<i>Retail sale of rice, flour, other grains and sugars</i>
		47212	Jualan runcit sayur-sayuran dan buah-buahan segar atau diawet	<i>Retail sale of fresh or preserved vegetables and fruits</i>
		47213	Jualan runcit produk tenusu dan telur	<i>Retail sale of dairy products and eggs</i>
		47214	Jualan runcit daging dan produk daging (unggas)	<i>Retail sale of meat and meat products (including poultry)</i>
		47215	Jualan runcit ikan dan makanan laut lain dan lain-lain produk yang berkaitan	<i>Retail sale of fish, other seafood and products thereof</i>
		47216	Jualan runcit produk bakeri dan konfeksi	<i>Retail sale of bakery products and sugar confectionery</i>
		47217	Jualan runcit mi, kueh teow, mihun, kulit wantan dan produk makanan lain yang dihasilkan daripada tepung atau soya	<i>Retail sale of mee, kuey teow, mee hoon, wantan skins and other food products made from flour or soya</i>
		47219	Jualan runcit produk makanan lain t.t.t.l	<i>Retail sale of other food products n.e.c</i>
		47221	Jualan runcit bir, wain dan spirit	<i>Retail sale of beer, wine and spirits</i>
		47222	Jualan runcit teh, kopi, minuman ringan, air mineral dan minuman lain	<i>Retail sale of tea, coffee, soft drinks, mineral water and other beverages</i>
		47230	Jualan runcit produk tembakau di kedai khusus	<i>Retail sale of tobacco products in specialized store</i>
	473		Jualan runcit bahan api kenderaan di stor pengkhususan	<i>Retail sale of automotive fuel in specialized stores</i>
		47300	Jualan runcit bahan api kenderaan di kedai khusus	<i>Retail sale of automotive fuel in specialized store</i>
	474		Jualan runcit kelengkapan informasi dan komunikasi di stor pengkhususan	<i>Retail sale of information and communications equipment in specialized stores</i>
		47411	Jualan runcit komputer, peralatan dan kelengkapan komputer	<i>Retail sale of computers, computer equipment and supplies</i>
		47412	Jualan runcit konsol permainan video dan sofwer bukan ditempah khas	<i>Retail sale of video game consoles and non-customized software</i>
		47413	Jualan runcit peralatan telekomunikasi	<i>Retail sale of telecommunication equipment</i>
		47420	Jualan runcit peralatan audio dan video di kedai pengkhususan	<i>Retail sale of audio and video equipment in specialized store</i>

BAHAGIAN DIVISION	KUMPULAN GROUP	PERKARA ITEM	KETERANGAN	DESCRIPTION
	475		Jualan runcit lain-lain peralatan isirumah di stor pengkhususan	<i>Retail sale of other household equipment in specialized stores</i>
		47510	Jualan runcit di kedai khusus yang menjual tekstil	<i>Retail sale of textiles in specialized stores</i>
		47520	Jualan runcit peralatan audio dan video di kedai pengkhususan	<i>Retail sale of construction materials, hardware, paints and glass</i>
		47531	Jualan runcit karpet dan hamparan	<i>Retail sale of carpets and rugs</i>
		47532	Jualan runcit langsir dan net	<i>Retail sale of curtains and net curtains</i>
		47533	Jualan runcit kertas dinding dan alas lantai	<i>Retail sale of wallpaper and floor coverings</i>
		47591	Jualan runcit perabot isi rumah	<i>Retail sale of household furniture</i>
		47592	Jualan runcit peralatan lampu	<i>Retail sale of articles for lighting</i>
		47593	Jualan runcit perkakas isi rumah, perkakas dapur dan kutleri, pinggan mangkuk, barangan kaca dan barangan tembikar	<i>Retail sale of household utensils and cutlery, crockery, glassware, chinaware and pottery</i>
		47594	Jualan runcit kayu, barangan gabus dan barangan anyaman rotan	<i>Retail sale of wood, cork goods and wickerwork goods</i>
		47595	Jualan runcit perkakas isi rumah	<i>Retail sale of household appliances</i>
		47596	Jualan runcit peralatan muzik dan skor	<i>Retail sale of musical instruments and scores</i>
		47597	Jualan runcit sistem keselamatan	<i>Retail sale of security systems</i>
		47598	Jualan runcit barangan dan peralatan isi rumah t.t.t.l	<i>Retail sale of household articles and equipment n.e.c</i>
	476		Jualan runcit barangan kesenian dan rekreasi di stor pengkhususan	<i>Retail sale of cultural and recreation goods in specialized stores</i>
		47611	Jualan runcit bekalan dan peralatan pejabat	<i>Retail sale of office supplies and equipment</i>
		47612	Jualan runcit buku, surat khabar dan alat tulis	<i>Retail sale of books, newspapers and stationary</i>
		47620	Jualan runcit rekod muzik, pita audio, cakera padat, kaset, pita video, VCD dan DVD, pita dan cakera kosong	<i>Retail sale of musical records, audio tapes, compact discs, cassettes, video tapes, VCDs and DVDs, blank tapes and discs</i>
		47631	Jualan runcit barangan dan peralatan sukan	<i>Retail sale of sports goods and equipments</i>
		47632	Jualan runcit peralatan memancing	<i>Retail sale of fishing equipment</i>
		47633	Jualan runcit barangan perkhemahan	<i>Retail sale of camping goods</i>
		47634	Jualan runcit bot dan peralatannya	<i>Retail sale of boats and equipments</i>
		47635	Jualan runcit basikal dan komponen (termasuk alat ganti) dan aksesori yang berkaitan	<i>Retail sale of bicycles and related parts and accessories</i>
		47640	Jualan runcit permainan dan barang mainan, diperbuat dari pelbagai bahan	<i>Retail sale of games and toys, made of all materials</i>

BAHAGIAN DIVISION	KUMPULAN GROUP	PERKARA ITEM	KETERANGAN	DESCRIPTION
	477		Jualan runcit barangan lain di stor pengkhususan	<i>Retail sale of other goods in specialized stores</i>
		47711	Jualan runcit pakaian, artikel bagi bulu binatang dan aksesori pakaian	<i>Retail sale of articles of clothing, articles of fur and clothing accessories</i>
		47712	Jualan runcit kasut	<i>Retail sale of footwear</i>
		47713	Jualan runcit barangan kulit, aksesori kulit serta gantian kulit	<i>Retail sale of leather goods, accessories of leather and leather substitutes</i>
		47721	Jualan runcit di kedai khusus yang menjual barang farmaseutikal, perubatan dan ortopedik	<i>Stores specialized in retail sale of pharmaceuticals, medical and orthopaedic goods</i>
		47722	Jualan runcit di kedai khusus yang menjual pewangi, kosmetik dan kelengkapan dandanan diri	<i>Stores specialized in retail sale of perfumery, cosmetic and toilet articles</i>
		47731	Jualan runcit peralatan fotografi dan kepersisan	<i>Retail sale of photographic and precision equipment</i>
		47732	Jualan runcit jam tangan dan jam dinding	<i>Retail sale of watches and clocks</i>
		47733	Jualan runcit barang kemas	<i>Retail sale of jewellery</i>
		47734	Jualan runcit bunga, tumbuhan, biji benih dan baja	<i>Retail sale of flowers, plants, seeds, fertilizers</i>
		47735	Jualan runcit cenderahati, kraftangan dan barang keagamaan	<i>Retail sale of souvenirs, craftwork and religious articles</i>
		47736	Jualan runcit minyak tanah, gas memasak, batu arang dan kayu api	<i>Retail sale of household fuel oil, cooking gas, coal and fuel wood</i>
		47737	Jualan runcit cermin mata dan barang optik lain	<i>Retail sale of spectacles and other optical goods</i>
		47738	Jualan runcit ikan akuarium, haiwan peliharaan dan makanannya	<i>Retail sale of aquarium fishes, pet animals and pet food</i>
		47739	Jualan runcit di kedai khusus yang menjual barang baru lain t.t.t.l	<i>Other retail sale of new goods in specialized stores n.e.c</i>
		47741	Jualan runcit buku terpakai	<i>Retail sale of second-hand books</i>
		47742	Jualan runcit barang elektrik dan elektronik terpakai	<i>Retail sale of second-hand electrical and electronic goods</i>
		47743	Jualan runcit barang antik	<i>Retail sale of antiques</i>
		47744	Aktiviti pusat lelongan (runcit)	<i>Activities of auctioning houses (retail)</i>
		47749	Jualan runcit barangan terpakai t.t.t.l	<i>Retail sale of second-hand goods n.e.c</i>

BAHAGIAN DIVISION	KUMPULAN GROUP	PERKARA ITEM	KETERANGAN	DESCRIPTION
	478		Jualan runcit melalui gerai dan pasar	<i>Retail sale via stalls and markets</i>
		47810	Jualan runcit makanan, minuman dan produk tembakau di gerai atau pasar	<i>Retail sale of food, beverages and tobacco products via stalls or markets</i>
		47820	Jualan runcit tekstil, baju dan kasut di gerai atau pasar	<i>Retail sale of textiles, clothing and footwear via stalls or markets</i>
		47891	Jualan runcit permaidani dan di gerai dan pasar	<i>Retail sale of carpets and rugs via stalls or markets</i>
		47892	Jualan runcit buku di gerai atau pasar	<i>Retail sale of books via stalls or markets</i>
		47893	Jualan runcit alat permainan dan barang mainan di gerai atau pasar	<i>Retail sale of games and toys via stalls or markets</i>
		47894	Jualan runcit peralatan isi rumah dan barang elektronik di gerai atau pasar	<i>Retail sale of household appliances and consumer electronics via stall or markets</i>
		47895	Jualan runcit rekod muzik dan video di gerai atau pasar	<i>Retail sale of music and video recordings via stall or markets</i>
	479		Perdagangan runcit bukan di kedai, gerai atau pasar	<i>Retail trade not in stores, stalls or markets</i>
		47911	Jualan runcit sebarang jenis produk melalui pesanan mel	<i>Retail sale of any kind of product by mail order</i>
		47912	Jualan runcit sebarang jenis produk melalui internet	<i>Retail sale of any kind of product over the Internet</i>
		47913	Jualan langsung melalui televisyen, radio dan telefon	<i>Direct sale via television, radio and telephone</i>
		47914	Jualan runcit lelongan melalui internet	<i>Internet retail auctions</i>
		47991	Jualan runcit sebarang jenis produk melalui jualan langsung atau penjualan dari pintu ke pintu	<i>Retail sale of any kind of product by direct sales or door-to-door sales persons</i>
		47992	Jualan runcit sebarang jenis produk melalui mesin layan diri (vending machine)	<i>Retail sale of any kind of product through vending machines</i>
		47999	Jualan runcit lain bukan di kedai, gerai atau pasar t.t.t.l	<i>Other retail sale not in stores, stalls or markets n.e.c</i>

PENGANGKUTAN DAN PENYIMPANAN <i>TRANSPORTATION AND STORAGE</i>				
Pengangkutan darat dan pengangkutan melalui saluran paip <i>Land transport and transport via pipelines</i>				
BAHAGIAN <i>DIVISION</i>	KUMPULAN <i>GROUP</i>	PERKARA <i>ITEM</i>	KETERANGAN	DESCRIPTION
49	491		Pengangkutan melalui laluan rel	<i>Transport via railways</i>
		49110	Pengangkutan penumpang antara bandar melalui laluan rel	<i>Passenger transport by inter-urban railways</i>
		49120	Pengangkutan muatan antara bandar, pinggir bandar dan bandar melalui laluan rel	<i>Freight transport by inter-urban, suburban and urban railways</i>
	492		Pengangkutan darat lain	<i>Other land transport</i>
		49211	Perkhidmatan bas bandaraya	<i>City bus services</i>
		49212	Perkhidmatan pengangkutan rel penumpang bandar dan pinggir bandar	<i>Urban and suburban railway passenger transport service</i>
		49221	Perkhidmatan bas ekspres	<i>Express bus services</i>
		49222	Perkhidmatan bas pekerja	<i>Employees bus services</i>
		49223	Perkhidmatan bas sekolah	<i>School bus services</i>
		49224	Perkhidmatan operasi teksi dan limosin	<i>Taxi operation and limousine services</i>
		49225	Sewa kereta dengan pemandu	<i>Rental of cars with driver</i>
		49229	Pengangkutan darat penumpang lain t.t.t.l	<i>Other passenger land transport n.e.c</i>
		49230	Pengangkutan muatan melalui jalan raya	<i>Freight transport by road</i>
	493		Pengangkutan melalui saluran paip	<i>Transport via pipeline</i>
		49300	Pengangkutan melalui saluran paip	<i>Transport via pipeline</i>
Pengangkutan air <i>Water transport</i>				
50	501		Pengangkutan air laut dan pesisir pantai	<i>Sea and coastal water transport</i>
		50111	Operasi rombongan, cruise atau bot persiaran	<i>Operation of excursion, cruise or sightseeing boats</i>
		50112	Operasi feri, teksi air	<i>Operation of ferries, water taxis</i>
		50113	Sewaan bot santai dengan krew bagi pengangkutan laut dan pesisir pantai	<i>Rental of pleasure boats with crew for sea and coastal water transport</i>
		50121	Pengangkutan muatan laut dan pesisir pantai, berjadual atau tidak berjadual	<i>Transport of freight over seas and coastal waters, whether scheduled or not</i>
		50122	Pengangkutan tunda atau tolak tongkang, pelantar minyak	<i>Transport by towing or pushing of barges, oil rigs</i>

BAHAGIAN DIVISION	KUMPULAN GROUP	PERKARA ITEM	KETERANGAN	DESCRIPTION
	502		Pengangkutan air pedalaman	<i>Inland water transport</i>
		50211	Pengangkutan penumpang melalui sungai, terusan, tasik dan laluan air pedalaman lain	<i>Transport of passenger via rivers, canals, lakes and other inland waterways, including inside harbours and ports</i>
		50212	Sewaan bot santai dengan krew bagi pengangkutan air pedalaman	<i>Rental of pleasure boats with crew for inland water transport</i>
		50220	Pengangkutan muatan melalui sungai, terusan, tasik dan laluan air pedalaman lain	<i>Transport of freight via rivers, canals, lakes and other inland waterways, including inside harbours and ports</i>
Pengangkutan udara <i>Air transport</i>				
51	511		Pengangkutan penumpang udara	<i>Passenger air transport</i>
		51101	Pengangkutan penumpang melalui udara mengikut laluan dan jadual biasa	<i>Transport of passengers by air over regular routes and on regular schedules</i>
		51102	Pengangkutan penumpang tidak berjadual	<i>Non-scheduled transport of passenger by air</i>
		51103	Penyewaan peralatan pengangkutan dengan operator untuk tujuan pengangkutan penumpang	<i>Renting of air-transport equipment with operator for the purpose of passenger transportation</i>
	512		Pengangkutan muatan udara	<i>Freight air transport</i>
		51201	Pengangkutan muatan udara mengikut laluan dan berjadual biasa	<i>Transport freight by air over regular routes and on regular schedules</i>
		51202	Pengangkutan muatan udara tidak berjadual	<i>Non-scheduled transport of freight by air</i>
		51203	Penyewaan peralatan pengangkutan udara dengan operator untuk tujuan pengangkutan muatan	<i>Renting of air-transport equipment with operator for the purpose of freight transportation</i>
Penggudangan dan aktiviti sokongan untuk pengangkutan <i>Warehousing and support activities for transportation</i>				
52	521		Penggudangan dan penyimpanan	<i>Warehousing and storage</i>
		52100	Perkhidmatan penggudangan dan penyimpanan	<i>Warehousing and storage services</i>
	522		Aktiviti sokongan untuk pengangkutan	<i>Support activities for transportation</i>
		52211	Operasi kemudahan terminal	<i>Operation of terminal facilities</i>
		52212	Perkhidmatan tunda dan bantuan tepi jalan	<i>Towing and road side assistance</i>
		52213	Operasi kemudahan meletak kenderaan bermotor (medan letak kenderaan)	<i>Operation of parking facilities for motor vehicles (parking lots)</i>

BAHAGIAN DIVISION	KUMPULAN GROUP	PERKARA ITEM	KETERANGAN	DESCRIPTION
		52214	Perkhidmatan operasi lebuhraya, jambatan dan terowong	<i>Highway, bridge and tunnel operation services</i>
		52219	Aktiviti perkhidmatan lain berkaitan pengangkutan darat t.t.t.l.	<i>Other service activities incidental to land transportation n.e.c.</i>
		52221	Operasi perkhidmatan pelabuhan dan limbungan	<i>Port, harbours and piers operation services</i>
		52222	Perkhidmatan penyelamat dan pengapungan semula kapal	<i>Vessel salvage and refloating services</i>
		52229	Aktiviti perkhidmatan lain berkaitan pengangkutan air t.t.t.l.	<i>Other service activities incidental to water transportation n.e.c.</i>
		52231	Operasi kemudahan terminal	<i>Operation of terminal facilities</i>
		52232	Lapangan terbang dan aktiviti kawalan trafik udara	<i>Airport and air-traffic-control activities</i>
		52233	Aktiviti perkhidmatan asas di padang terbang	<i>Ground service activities on airfields</i>
		52234	Aktiviti melawan dan pencegahan api di lapangan terbang	<i>Fire fighting and fire-prevention services at airports</i>
		52239	Aktiviti perkhidmatan lain berkaitan pengangkutan udara t.t.t.l.	<i>Other service activities incidental to air transportation n.e.c.</i>
		52241	Perkhidmatan pemunggahan	<i>Stevedoring services</i>
		52249	Aktiviti pengendalian kargo lain t.t.t.l.	<i>Other cargo handling activities n.e.c.</i>
		52291	Penghantaran muatan	<i>Forwarding of freight</i>
		52292	Pembrokeran ruang kapal dan kapal terbang	<i>Brokerage for ship and aircraft space</i>
		52299	Aktiviti sokongan pengangkutan lain t.t.t.l.	<i>Other transportation support activities n.e.c.</i>
Perkhidmatan pos dan kurier <i>Postal and couriers activities</i>				
53	531		Aktiviti pos	<i>Postal activities</i>
		53100	Perkhidmatan pos nasional	<i>National postal services</i>
	532		Aktiviti kurier	<i>Courier activities</i>
		53200	Aktiviti kurier selain daripada aktiviti pos nasional	<i>Courier activities other than national post activities</i>

PENGINAPAN ACCOMODATION				
BAHAGIAN DIVISION	KUMPULAN GROUP	PERKARA ITEM	KETERANGAN	DESCRIPTION
55	551		Aktiviti penginapan jangka masa pendek	<i>Short term accommodation activities</i>
		55101	Hotel dan hotel resort	<i>Hotels and resort hotels</i>
		55102	Motel	<i>Motels</i>
		55103	Hotel Apartmen	<i>Apartment hotels</i>
		55104	Chalet	<i>Chalets</i>
		55105	Rumah rehat/rumah tetamu	<i>Rest house/guest house</i>
		55106	Bed and breakfast unit	<i>Bed and breakfast units</i>
		55107	Asrama	<i>Hostels</i>
		55108	Homestay	<i>Home stay</i>
		55109	Aktiviti penginapan jangka masa pendek yang lain t.t.t.l	<i>Other short term accommodation activities n.e.c</i>
	552		Tapak perkhemahan, taman kenderaan rekreasi dan taman treler	<i>Camping grounds, recreational vehicle parks and trailer parks</i>
		55200	Tapak perkhemahan, taman kenderaan rekreasi dan taman treler	<i>Camping grounds/sites and recreational vehicle parks</i>
	559		Penginapan lain	<i>Other accommodation</i>
		55900	Penginapan lain	<i>Other accommodation</i>
MAKANAN DAN MINUMAN FOOD AND BEVERAGE				
56	561		Restoran dan aktiviti perkhidmatan makanan bergerak	<i>Restaurants and mobile food service activities</i>
		56101	Restoran dan restoran yang juga kelab malam	<i>Restaurants and restaurant cum night clubs</i>
		56102	Kafeteria/kantin	<i>Cafeterias/canteens</i>
		56103	Restoran makanan segera	<i>Fast-food restaurants</i>
		56104	Trak ais krim dengan tempat duduk	<i>Ice cream truck vendors and parlours</i>
		56105	Kenderaan sorong makanan yang bergerak	<i>Mobile food carts</i>
		56106	Gerai/penjaja makanan	<i>Food stalls/hawkers</i>
		56107	Makanan dan minuman, penyediaan makanan dan minuman di dalam gerai/penjaja	<i>Food or beverage, food and beverage preparation in market stalls/hawkers</i>

BAHAGIAN DIVISION	KUMPULAN GROUP	PERKARA ITEM	KETERANGAN	DESCRIPTION
	562		Katering dan aktiviti perkhidmatan makanan lain	<i>Event catering and other food service activities</i>
		56210	Katering makanan	<i>Event/food caterers</i>
		56290	Aktiviti perkhidmatan makanan lain	<i>Other food service activities</i>
	563		Aktiviti perkhidmatan minuman	<i>Beverage serving activities</i>
		56301	Pub, bar, disko, coffee house, ruang koktel dan karaoke	<i>Pubs, bars, discotheques, coffee houses, cocktail lounges and karaoke</i>
		56302	Kedai kopi	<i>Coffee shops</i>
		56303	Gerai/penjaja minuman	<i>Drink stalls/hawkers</i>
		56304	Perkhidmatan minuman bergerak	<i>Mobile beverage</i>
		56309	Tempat minuman lain t.t.t.l	<i>Others drinking places n.e.c</i>
MAKLUMAT DAN KOMUNIKASI <i>INFORMATION AND COMMUNICATION</i>				
Aktiviti penerbitan <i>Publishing activities</i>				
58	581		Aktiviti penerbitan buku, terbitan berkala dan penerbitan lain	<i>Publishing of books, periodicals and other publishing activities</i>
		58110	Penerbitan buku, brosur dan penerbitan lain	<i>Publishing of books, brochures and other publications</i>
		58120	Penerbitan senarai mel, buku telefon dan direktori lain	<i>Publishing of mailing lists, telephone book, other directories</i>
		58130	Penerbitan surat khabar, jurnal, majalah dan penerbitan berkala dalam bentuk cetakan atau elektronik	<i>Publishing of newspapers, journals, magazines and periodicals in print or electronic form</i>
		58190	Penerbitan katalog, gambar, turisan dan poskad, kad ucapan, borang, poster, penerbitan semula kerja-kerja seni, bahan pengiklanan dan bahan bercetak lain t.t.t.l.	<i>Publishing of catalogues, photos, engraving and postcards, greeting cards, forms, posters, reproduction of works of art, advertising material and other printed matter n.e.c.</i>
	582		Penerbitan perisian	<i>Software publishing</i>
		58201	Aplikasi perniagaan dan aplikasi lain	<i>Business and other applications</i>
		58202	Permainan komputer untuk semua platform	<i>Computer games for all platforms</i>
		58203	Sistem operasi	<i>Operating systems</i>

Aktiviti penerbitan wayang gambar, video dan program televisyen, rakaman bunyi dan penerbitan muzik <i>Motion picture, video and television programme production, sound recording and music publishing activities</i>				
BAHAGIAN <i>DIVISION</i>	KUMPULAN <i>GROUP</i>	PERKARA <i>ITEM</i>	KETERANGAN	DESCRIPTION
59	591		Aktiviti wayang gambar, video dan program televisyen	<i>Motion picture, video and television programme activities</i>
		59110	Aktiviti pengeluaran wayang gambar, video dan program televisyen	<i>Motion picture, video and television programme production activities</i>
		59120	Aktiviti pasca produksi wayang gambar, video dan program televisyen	<i>Motion picture, video and television programme post-production activities</i>
		59130	Aktiviti pengedaran wayang gambar, video dan program televisyen	<i>Motion picture, video and television programme distribution activities</i>
		59140	Aktiviti penayangan wayang gambar	<i>Motion picture projection activities</i>
	592		Aktiviti rakaman bunyi dan penerbitan muzik	<i>Sound recording and music publishing activities</i>
		59200	Aktiviti rakaman bunyi dan penerbitan muzik	<i>Sound recording and music publishing activities</i>
Aktiviti pemrograman dan penyiaran <i>Programming and broadcasting activities</i>				
60	601		Penyiaran radio	<i>Radio broadcasting</i>
		60100	Penyiaran radio	<i>Radio broadcasting</i>
	602		Aktiviti pemrograman dan penyiaran televisyen	<i>Television programming and broadcasting activities</i>
		60200	Aktiviti pemrograman dan penyiaran televisyen	<i>Television programming and broadcasting activities</i>
Telekomunikasi <i>Telecommunication</i>				
61	611		Aktiviti komunikasi berwayar	<i>Wired telecommunications activities</i>
		61101	Perkhidmatan aktiviti telekomunikasi berwayar	<i>Wired telecommunications services</i>
		61102	Pembekal akses internet oleh operator infrastruktur berwayar	<i>Internet access providers by the operator of the wired infrastructure</i>
	612		Aktiviti telekomunikasi tanpa wayar	<i>Wireless telecommunications activities</i>
		61201	Perkhidmatan telekomunikasi tanpa wayar	<i>Wireless telecommunications services</i>
		61202	Pembekal akses Internet oleh operator infrastruktur tanpa wayar	<i>Internet access providers by the operator of the wireless infrastructure</i>
	613		Aktiviti telekomunikasi satelit	<i>Satellite telecommunications activities</i>
		61300	Perkhidmatan telekomunikasi satelit	<i>Satellite telecommunications services</i>

BAHAGIAN DIVISION	KUMPULAN GROUP	PERKARA ITEM	KETERANGAN	DESCRIPTION
	619		Aktiviti telekomunikasi lain	<i>Other telecommunications activities</i>
		61901	Penyediaan akses internet melalui rangkaian di antara pelanggan dan ISP yang bukan dimiliki atau dikawal oleh ISP	<i>Provision of Internet access over networks between the client and the ISP not owned or controlled by the ISP</i>
		61902	Penyediaan perkhidmatan telekomunikasi melalui sambungan telekom sedia ada	<i>Provision of telecommunications services over existing telecom connection</i>
		61903	Penjualan semula telekomunikasi	<i>Telecommunications resellers</i>
		61904	Penyediaan perkhidmatan telekomunikasi melalui sambungan telekom VOIP (Voice Over Internet Protocol) sedia ada	<i>Provision of telecommunications services over existing telecom connections VOIP (Voice Over Internet Protocol) provision</i>
		61905	Penyediaan aplikasi telekomunikasi yang khusus	<i>Provision of specialized telecommunications applications</i>
		61909	Aktiviti telekomunikasi lain t.t.t.l	<i>Other telecommunications activities n.e.c</i>
Aktiviti pengaturcaraan komputer, perundingan dan aktiviti yang berkaitan <i>Computer programming, consultancy and related activities</i>				
62	620		Pengaturcaraan komputer, perundingan dan aktiviti berkaitan	<i>Computer programming, consultancy and related activities</i>
		62010	Aktiviti pengaturcaraan komputer	<i>Computer programming activities</i>
		62021	Perundingan komputer	<i>Computer consultancy</i>
		62022	Aktiviti pengurusan kemudahan komputer	<i>Computer facilities management activities</i>
		62091	Sistem keselamatan Teknologi Maklumat dan Komunikasi (ICT)	<i>Information Communication Technology (ICT) system security</i>
		62099	Aktiviti perkhidmatan teknologi maklumat lain t.t.t.l	<i>Other information technology service activities n.e.c</i>
Perkhidmatan maklumat <i>Information services</i>				
63	631		Aktiviti prosesan data, hosting dan aktiviti lain yang berkaitan; web portal	<i>Data processing, hosting and related activities; web portals</i>
		63111	Aktiviti penyediaan infrastruktur untuk hosting, perkhidmatan prosesan data dan aktiviti yang berkaitan	<i>Activities of providing infrastructure for hosting, data processing services and related activities</i>
		63112	Aktiviti prosesan data	<i>Data processing activities</i>
		63120	Web portal	<i>Web portals</i>
	639		Aktiviti perkhidmatan maklumat lain	<i>Other information service activities</i>
		63910	Aktiviti agensi dan sindiket berita	<i>News syndicate and news agency activities</i>
		63990	Aktiviti perkhidmatan maklumat lain t.t.t.l	<i>Other information service activities n.e.c</i>

AKTIVITI HARTANAH <i>REAL ESTATE ACTIVITIES</i>				
Aktiviti hartanah <i>Real estate activities</i>				
BAHAGIAN <i>DIVISION</i>	KUMPULAN <i>GROUP</i>	PERKARA <i>ITEM</i>	KETERANGAN	DESCRIPTION
68	681		Aktiviti hartanah bagi harta milikan sendiri atau pajakan	<i>Real estate activities with own or leased property</i>
		68101	Pembelian, penjualan, penyewaan dan pengendalian bagi hartanah milikan sendiri atau pajakan – bangunan kediaman	<i>Buying, selling, renting and operating of self-owned or leased real estate – residential buildings</i>
		68102	Pembelian, penjualan, penyewaan dan pengendalian bagi hartanah milikan sendiri atau pajakan - bangunan bukan kediaman	<i>Buying, selling, renting and operating of self-owned or leased real estate – non-residential buildings</i>
		68103	Pembelian, penjualan, penyewaan dan pengendalian bagi hartanah milikan sendiri atau pajakan - tanah	<i>Buying, selling, renting and operating of self-owned or leased real estate – land</i>
		68104	Pembangunan bagi projek yang dibina untuk operasi sendiri spt. untuk sewaan ruang di dalam bangunan	<i>Development of building projects for own operation, i.e. for renting of space in these buildings</i>
		68109	Aktiviti hartanah bagi harta milikan sendiri atau pajakan t.t.t.l	<i>Real estate activities with own or leased property n.e.c</i>
	682		Aktiviti hartanah atas dasar bayaran atau kontrak	<i>Real estate activities on a fee or contract basis</i>
		68201	Aktiviti agen dan broker hartanah untuk pembelian, penjualan dan penyewaan hartanah	<i>Activities of real estate agents and brokers for buying, selling and renting of real estate</i>
		68202	Pengurusan hartanah atas dasar bayaran atau kontrak	<i>Management of real estate on a fee or contract basis</i>
		68203	Perkhidmatan penilaian hartanah	<i>Appraisal services for real estate</i>
		68209	Aktiviti hartanah atas dasar bayaran atau kontrak t.t.t.l	<i>Real estate activities on a fee or contract basis n.e.c</i>
PROFESIONAL <i>PROFESSIONAL</i>				
Aktiviti guaman dan perakaunan <i>Legal and accounting activities</i>				
69	691		Aktiviti guaman	<i>Legal activities</i>
		69100	Aktiviti guaman	<i>Legal activities</i>
	692		Aktiviti perakaunan, simpan kira dan audit; perundingan percukaian	<i>Accounting, bookkeeping and auditing activities; tax consultancy</i>
		69200	Aktiviti perakaunan, simpan kira dan audit; perundingan percukaian	<i>Accounting, bookkeeping and auditing activities; tax consultancy</i>

Aktiviti ibu pejabat; aktiviti perundingan pengurusan <i>Activities of head offices; management consultancy activities</i>				
BAHAGIAN <i>DIVISION</i>	KUMPULAN <i>GROUP</i>	PERKARA <i>ITEM</i>	KETERANGAN	DESCRIPTION
70	701		Aktiviti ibu pejabat	<i>Activities of head offices</i>
		70100	Aktiviti ibu pejabat	<i>Activities of head offices</i>
	702		Aktiviti perundingan pengurusan	<i>Management consultancy activities</i>
		70201	Perkhidmatan perundingan pengurusan perniagaan	<i>Business management consultancy services</i>
		70202	Perkhidmatan perundingan sumber manusia	<i>Human resource consultancy services</i>
		70203	Perkhidmatan perundingan perhubungan awam dan komunikasi	<i>Consultancy services in public relation and communications</i>
		70209	Aktiviti perundingan pengurusan lain t.t.t.l.	<i>Other management consultancy activities n.e.c</i>
71	711		Aktiviti arkitek dan kejuruteraan dan perundingan teknikal yang berkaitan	<i>Architectural and engineering activities and related</i>
		71101	Perkhidmatan arkitek	<i>Architectural services</i>
		71102	Perkhidmatan kejuruteraan	<i>Engineering services</i>
		71103	Perkhidmatan juru ukur tanah	<i>Land surveying services</i>
		71109	Aktiviti arkitek dan kejuruteraan lain dan perundingan teknikal berkaitan t.t.t.l.	<i>Other architectural and engineering activities and related technical consultancy n.e.c.</i>
	712		Ujian teknikal dan analisis	<i>Technical testing and analysis</i>
		71200	Ujian teknikal dan analisis	<i>Technical testing and analysis</i>
Aktiviti arkitek dan kejuruteraan; ujian teknikal dan analisis <i>Architectural and engineering activities; technical testing and analysis</i>				
72	721		Penyelidikan dan pembangunan eksperimen sains semula jadi dan kejuruteraan	<i>Research and experimental development on natural sciences and engineering</i>
		72101	Penyelidikan dan pembangunan sains semula jadi	<i>Research and development on natural sciences</i>
		72102	Penyelidikan dan pembangunan kejuruteraan dan teknologi	<i>Research and development on engineering and technology</i>
		72103	Penyelidikan dan pembangunan sains perubatan	<i>Research and development on medical sciences</i>
		72104	Penyelidikan dan pembangunan bioteknologi	<i>Research and development on biotechnology</i>
		72105	Penyelidikan dan pembangunan sains pertanian	<i>Research and development on agricultural sciences</i>
		72106	Penyelidikan dan pembangunan teknologi maklumat dan komunikasi	<i>Research and development on Information Communication Technology (ICT)</i>
		72109	Penyelidikan dan pembangunan sains semula jadi dan kejuruteraan lain t.t.t.l.	<i>Research and development on other natural science and engineering n.e.c</i>
	722		Pembangunan penyelidikan dan eksperimen sains sosial dan kemanusiaan	<i>Research and experimental development on social sciences and humanities</i>
		72201	Penyelidikan dan pembangunan sains sosial	<i>Research and development on social sciences</i>
		72202	Penyelidikan dan pembangunan kemanusiaan	<i>Research and development on humanities</i>
		72209	Penyelidikan dan pembangunan sosial sains dan kemanusiaan lain, t.t.t.l.	<i>Research and development of other social sciences and humanities n.e.c</i>

Aktiviti pengiklanan dan penyelidikan pasaran <i>Advertising and market research services</i>				
BAHAGIAN <i>DIVISION</i>	KUMPULAN <i>GROUP</i>	PERKARA <i>ITEM</i>	KETERANGAN	DESCRIPTION
73	731		Pengiklanan	<i>Advertising</i>
		73100	Pengiklanan	<i>Advertising</i>
	732		Penyelidikan pasaran dan tinjauan pendapat umum	<i>Market research and public opinion polling</i>
		73200	Penyelidikan pasaran dan tinjauan pendapat umum	<i>Market research and public opinion polling</i>
Aktiviti profesional lain <i>Other professional activities</i>				
74	741		Aktiviti mereka bentuk khusus	<i>Specialized design activities</i>
		74101	Aktiviti hiasan dalaman	<i>Activities of interior decorators</i>
		74102	Perkhidmatan pereka grafik	<i>Services of graphic designers</i>
		74103	Perkhidmatan rekaan fesyen	<i>Fashion design services</i>
		74109	Aktiviti reka bentuk khusus t.t.t.l	<i>Specialized design activities n.e.c</i>
	742		Aktiviti fotografi	<i>Photographic activities</i>
		74200	Aktiviti fotografi	<i>Photographic activities</i>
	749		Aktiviti profesional lain t.t.t.l	<i>Other professional activities n.e.c.</i>
		74901	Aktiviti penterjemahan dan pentafsiran	<i>Translation and interpretation activities</i>
		74902	Aktiviti broker perniagaan	<i>Business brokerage activities</i>
		74903	Perunding keselamatan	<i>Security consulting</i>
		74904	Aktiviti juru ukur bahan	<i>Activities of quantity surveyors</i>
		74905	Aktiviti perunding selain daripada perunding arkitek, kejuruteraan dan pengurusan	<i>Activities of consultants other than architecture, engineering and management consultants</i>
		74909	Aktiviti professional lain t.t.t.l	<i>Any other professional activities n.e.c</i>
Aktiviti veterinar <i>Veterinary activity</i>				
75	750		Aktiviti veterinar	<i>Veterinary activities</i>
		75000	Aktiviti veterinar	<i>Veterinary activities</i>

PENTADBIRAN DAN KHIDMAT SOKONGAN
ADMINISTRATIVE AND SUPPORT SERVICE

Aktiviti sewaan dan pajakan
Rental and leasing activities

BAHAGIAN <i>DIVISION</i>	KUMPULAN <i>GROUP</i>	PERKARA <i>ITEM</i>	KETERANGAN	DESCRIPTION
77	771		Penyewaan dan pemajakan kenderaan bermotor	<i>Renting and leasing of motor vehicles</i>
		77101	Penyewaan dan pemajakan operasi kereta penumpang (tanpa pemandu)	<i>Renting and operational leasing of passenger cars (without driver)</i>
		77102	Penyewaan dan pemajakan operasi trak, treler pelbagai guna dan kenderaan rekreasi	<i>Renting and operational leasing of trucks, utility trailers and recreational vehicles</i>
	772		Penyewaan dan pemajakan barang persendirian dan isi rumah	<i>Renting and leasing of personal and household goods</i>
		77211	Penyewaan dan pemajakan bot peranginan, kenu, perahu layar	<i>Renting and leasing of pleasure boats, canoes, sailboats</i>
		77212	Penyewaan dan pemajakan basikal	<i>Renting and leasing of bicycles</i>
		77213	Penyewaan dan pemajakan kerusi pantai dan payung	<i>Renting and leasing of beach chairs and umbrellas</i>
		77219	Penyewaan dan pemajakan kelengkapan sukan lain t.t.l	<i>Renting and leasing of other sports equipment n.e.c</i>
		77220	Penyewaan pita video, piring hitam, CD, DVD	<i>Renting of video tapes, records, CDs, DVDs</i>
		77291	Penyewaan dan pemajakan barang tekstil, pakaian dan kasut	<i>Renting and leasing of textiles, wearing apparel and footwear</i>
		77292	Penyewaan dan pemajakan barang perabot, tembikar dan kaca, perkakas dapur, barang elektrik dan peralatan rumah	<i>Renting and leasing of furniture, pottery and glass, kitchen and tableware, electrical appliances and house wares</i>
		77293	Penyewaan dan pemajakan barang emas, peralatan muzik, hiasan latar dan kostum	<i>Renting and leasing of jewellery, musical instruments, scenery and costumes</i>
		77294	Penyewaan dan pemajakan buku, jurnal dan majalah	<i>Renting and leasing of books, journals and magazines</i>
		77295	Penyewaan dan pemajakan mesin dan kelengkapan yang digunakan oleh amatur atau sebagai hobi	<i>Renting and leasing of machinery and equipment used by amateurs or as a hobby</i>
		77296	Penyewaan pokok dan bunga	<i>Renting of flowers and plants</i>
		77297	Penyewaan dan pemajakan kelengkapan elektronik untuk kegunaan isi rumah	<i>Renting and leasing of electronic equipment for household use</i>
		77299	Penyewaan dan pemajakan barangan persendirian dan isi rumah lain t.t.l	<i>Renting and leasing of other personal and household goods n.e.c</i>

BAHAGIAN DIVISION	KUMPULAN GROUP	PERKARA ITEM	KETERANGAN	DESCRIPTION
	773		Penyewaan dan pemajakan mesin, kelengkapan	<i>Renting and leasing of other machinery, equipment and tangible good</i>
		77301	Penyewaan dan pemajakan operasi, tanpa operator, untuk mesin dan kelengkapan lain yang biasanya digunakan sebagai barang modal oleh industri	<i>Renting and operational leasing, without operator, of other machinery and equipment that are generally used as capital goods by industries</i>
		77302	Penyewaan dan pemajakan operasi, tanpa pemandu, kelengkapan pengangkutan darat (selain daripada kenderaan bermotor)	<i>Renting and operational leasing of land-transport equipment (other than motor vehicles) without drivers</i>
		77303	Penyewaan dan pemajakan operasi kelengkapan pengangkutan air tanpa pengendali	<i>Renting and operational leasing of water-transport equipment without operator</i>
		77304	Penyewaan dan pemajakan operasi kelengkapan pengangkutan udara tanpa pengendali	<i>Renting and operational leasing of air transport equipment without operator</i>
		77305	Penyewaan dan pemajakan operasi jentera dan kelengkapan pertanian dan perhutanan tanpa pengendali	<i>Renting and operational leasing of agricultural and forestry machinery and equipment without operator</i>
		77306	Penyewaan dan pajakan operasi jentera dan kelengkapan pembinaan dan kejuruteraan awam tanpa pengendali	<i>Renting and operational leasing of construction and civil-engineering machinery and equipment without operator</i>
		77307	Sewaan dan pajakan operasi jentera dan kelengkapan pejabat tanpa pengendali	<i>Rental and operational leasing of office machinery and equipment without operator</i>
		77309	Penyewaan dan pajakan mesin bagi jentera, kelengkapan dan barang ketara t.t.t.l	<i>Renting and leasing of other machinery, equipment and tangible goods n.e.c</i>
	774		Pemajakan harta intelektual dan produk seumpamanya, kecuali kerja berhakcipta	<i>Leasing of intellectual property and similar products, except copyrighted works</i>
		77400	Pemajakan harta intelektual dan produk seumpamanya, kecuali kerja berhakcipta	<i>Leasing of intellectual property and similar products, except copyrighted works</i>
Aktiviti pekerjaan <i>Employment activities</i>				
78	781		Aktiviti agensi penempatan pekerjaan	<i>Activities of employment placement agencies</i>
		78100	Aktiviti agensi penempatan pekerjaan	<i>Activities of employment placement agencies</i>
	782		Aktiviti agensi pekerjaan sementara	<i>Temporary employment agency activities</i>
		78200	Aktiviti agensi pekerjaan sementara	<i>Temporary employment agency activities</i>
	783		Penyediaan sumber manusia kepada perniagaan pelanggan	<i>Provision of human resources for client businesses</i>
		78300	Penyediaan sumber manusia kepada perniagaan pelanggan	<i>Provision of human resources for client businesses</i>

Agensi pengembaraan, operator pelancongan, khidmat penempahan dan aktiviti berkaitan <i>Travel agency, tour operator, reservation service and related activities</i>				
BAHAGIAN <i>DIVISION</i>	KUMPULAN <i>GROUP</i>	PERKARA <i>ITEM</i>	KETERANGAN	DESCRIPTION
79	791		Aktiviti agensi pengembaraan dan operator pelancongan	<i>Travel agency and tour operator activities</i>
		79110	Aktiviti agensi pengembaraan	<i>Travel agency activities</i>
		79120	Aktiviti operator pelancongan	<i>Tour operator activities</i>
	799		Aktiviti khidmat penempahan lain dan aktiviti berkaitan	<i>Other reservation service and related activities</i>
		79900	Khidmat penempahan dan aktiviti berkaitan	<i>Other reservation service and related activities</i>
Aktiviti keselamatan dan penyiasatan <i>Security and investigation activities</i>				
80	801		Aktiviti keselamatan persendirian	<i>Private security activities</i>
		80100	Aktiviti keselamatan persendirian	<i>Private security activities</i>
	802		Aktiviti perkhidmatan sistem keselamatan	<i>Security systems service activities</i>
		80200	Aktiviti perkhidmatan sistem keselamatan	<i>Security systems service activities</i>
	803		Aktiviti penyiasatan	<i>Investigation activities</i>
		80300	Aktiviti detektif dan penyiasatan	<i>Investigation and detective activities</i>
Aktiviti perkhidmatan bangunan dan landskap <i>Services to buildings and landscape activities</i>				
81	811		Aktiviti sokongan gabungan pelbagai kemudahan	<i>Combined facilities support activities</i>
		81100	Aktiviti sokongan gabungan pelbagai kemudahan	<i>Combined facilities support activities</i>
	812		Aktiviti pembersihan	<i>Cleaning activities</i>
		81210	Pembersihan am bangunan	<i>General cleaning of buildings</i>
		81291	Pembersihan semua jenis bangunan	<i>Cleaning of buildings of all types</i>
		81292	Perkhidmatan pembersihan dan penyelenggaraan kolam renang	<i>Swimming pool cleaning and maintenance services</i>
		81293	Pembersihan mesin perindustrian	<i>Cleaning of industrial machinery</i>
		81294	Pembersihan keretapi, bas dan kapal terbang	<i>Cleaning of trains, buses, planes</i>
		81295	Perkhidmatan pembersihan kawalan haiwan perosak yang tiada kaitan dengan pertanian	<i>Cleaning of pest control services not in connection with agriculture</i>
		81296	Aktiviti disinfeksi dan penghapusan	<i>Disinfecting and exterminating activities</i>
		81297	Pembersihan kapal tangki	<i>Cleaning of sea tankers</i>
		81299	Aktiviti pembersihan bangunan dan perindustrian t.t.t.l	<i>Other building and industrial cleaning activities, n.e.c</i>
	813		Aktiviti perkhidmatan penjagaan dan penyelenggaraan landskap	<i>Landscape care and maintenance service activities</i>
		81300	Aktiviti perkhidmatan penjagaan dan penyelenggaraan landskap	<i>Landscape care and maintenance service activities</i>

Aktiviti pengurusan pejabat, sokongan pejabat dan sokongan perniagaan lain
Office administrative, office support and other business support activities

BAHAGIAN DIVISION	KUMPULAN GROUP	PERKARA ITEM	KETERANGAN	DESCRIPTION
82	821		Aktiviti pengurusan dan sokongan pejabat	<i>Office administrative and support activities</i>
		82110	Gabungan aktiviti perkhidmatan pengurusan pejabat	<i>Combined office administrative service activities</i>
		82191	Penyediaan dokumen, penyuntingan dan/atau membaca pruf	<i>Document preparation, editing and/or proofreading</i>
		82192	Menaip, word processing atau desktop publishing	<i>Typing, word processing or desktop publishing</i>
		82193	Perkhidmatan sokongan kesetiausahaan	<i>Secretarial support services</i>
		82194	Transkripsi dokumen dan perkhidmatan kesetiausahaan lain	<i>Transcription of documents and other secretarial services</i>
		82195	Penyediaan penyewaan peti surat dan perkhidmatan mel lain	<i>Provision of mailbox rental and other postal and mailing services</i>
		82196	Fotokopi, pendua, bluprint	<i>Photocopying, duplicating, blueprinting</i>
		82199	Aktiviti fotokopi, penyediaan dokumen dan lain-lain aktiviti sokongan pejabat khusus t.t.t.l.	<i>Photocopying, document preparation and other specialized office support activities n.e.c.</i>
	822		Aktiviti pusat panggilan	<i>Activities of call centres</i>
		82200	Aktiviti pusat panggilan	<i>Activities of call centres</i>
	823		Pengurusan konvensyen dan pameran perdagangan	<i>Organization of conventions and trade shows</i>
		82301	Mengurus, mempromosi dan/atau mengendali acara	<i>Organization, promotions and/or management of event</i>
		82302	Mesyuarat, insentif, konvensyen, pameran (MICE)	<i>Meeting, incentive, convention, exhibition (MICE)</i>
	829		Aktiviti perkhidmatan sokongan perniagaan t.t.t.l.	<i>Business support service activities n.e.c</i>
		82910	Aktiviti agensi kutipan dan biro kredit	<i>Activities of collection agencies and credit bureaus</i>
		82920	Aktiviti pembungkusan berdasarkan kontrak atau yuran sama ada melibatkan proses automatik atau tidak	<i>Packaging activities on a fee or contract basis, whether or not these involve an automated process</i>
		82990	Aktiviti perkhidmatan sokongan perniagaan t.t.t.l.	<i>Other business support service activities n.e.c</i>

PENDIDIKAN SWASTA <i>PRIVATE EDUCATION</i>				
BAHAGIAN <i>DIVISION</i>	KUMPULAN <i>GROUP</i>	PERKARA <i>ITEM</i>	KETERANGAN	DESCRIPTION
85	851		Pendidikan pra-sekolah dan pendidikan rendah	<i>Pre-primary and primary education</i>
		85102	Pendidikan pra-sekolah (Swasta)	<i>Pre-primary education (Private)</i>
		85104	Pendidikan rendah (Swasta)	<i>Primary education (Private)</i>
	852		Pendidikan menengah	<i>Secondary education</i>
		85212	Pendidikan menengah am (Swasta)	<i>General school secondary education (Private)</i>
		85222	Pendidikan menengah teknik dan vokasional di bawah tahap pendidikan tinggi (Swasta)	<i>Technical and vocational education below the level of higher education (Private)</i>
	853		Pendidikan tinggi	<i>Higher education</i>
		85302	Pendidikan kolej dan universiti (Swasta)	<i>College and university education (Private)</i>
	854		Pendidikan lain	<i>Other education</i>
		85411	Pengajaran sukan	<i>Sports instruction</i>
		85412	Pengajaran seni mempertahankan diri	<i>Martial arts instruction</i>
		85419	Pendidikan sukan dan rekreasi lain yang t.t.t.l.	<i>Any other sports and recreation education n.e.c</i>
		85421	Sekolah muzik dan tarian	<i>Music and dancing school</i>
		85429	Pendidikan kebudayaan lain yang t.t.t.l.	<i>Any other cultural education n.e.c.</i>
		85491	Pusat tuisyen	<i>Tuition centre</i>
		85492	Sekolah memandu	<i>Driving school</i>
		85493	Pengajaran agama	<i>Religious instruction</i>
		85494	Latihan komputer	<i>Computer training</i>
		85499	Pendidikan lain t.t.t.l.	<i>Others education n.e.c</i>
	855		Perkhidmatan sokongan pendidikan	<i>Educational support services</i>
		85500	Perkhidmatan sokongan pendidikan untuk peruntukan kepada perkhidmatan bukan pengajaran	<i>Educational support services for provision of non-instructional services</i>

KESIHATAN SWASTA <i>PRIVATE HEALTH</i>				
BAHAGIAN <i>DIVISION</i>	KUMPULAN <i>GROUP</i>	PERKARA <i>ITEM</i>	KETERANGAN	DESCRIPTION
86	861		Aktiviti hospital	<i>Hospital activities</i>
		86101	Aktiviti hospital	<i>Hospital activities</i>
		86102	Perkhidmatan rumah bersalin (luar hospital)	<i>Maternity home services (outside hospital)</i>
	862		Aktiviti amalan perubatan dan pergigian	<i>Medical and dental practice activities</i>
		86201	Perkhidmatan perubatan am	<i>General medical services</i>
		86202	Perkhidmatan perubatan khas	<i>Specialized medical services</i>
		86203	Perkhidmatan berkaitan gigi	<i>Dental Services</i>
	869		Aktiviti kesihatan kemanusiaan lain	<i>Other human health activities</i>
		86901	Pusat dialisis	<i>Dialysis Centres</i>
		86902	Makmal perubatan	<i>Medical laboratories</i>
		86903	Perkhidmatan fisioterapi dan terapi pekerjaan	<i>Physiotherapy and occupational therapy service</i>
		86904	Perkhidmatan akupunktur	<i>Acupuncture services</i>
		86905	Perkhidmatan ahli herba dan homeopati	<i>Herbalist and homeopathy services</i>
		86906	Perkhidmatan ambulan	<i>Ambulance services</i>
		86909	Perkhidmatan kesihatan kemanusiaan lain t.t.t.l	<i>Other human health services n.e.c</i>
KESENIAN, HIBURAN DAN REKREASI <i>ARTS, ENTERTAINMENT AND RECREATION</i>				
Aktiviti kesenian, hiburan dan kreatif <i>Creative, arts and entertainment activities</i>				
90	900		Aktiviti kesenian, hiburan dan kreatif	<i>Creative, arts and entertainment activities</i>
		90001	Perkhidmatan penerbit teater, penyanyi kumpulan pancaragam dan hiburan orkestra	<i>Theatrical producer, singer group band and orchestra entertainment services</i>
		90002	Operasi dewan konsert dan teater serta kemudahan kesenian lain	<i>Operation of concert and theatre halls and other arts facilities</i>
		90003	Aktiviti pemahat, pelukis, kartunis, pengukir, penggores	<i>Activities of sculptors, painters, cartoonists, engravers, etchers</i>
		90004	Aktiviti penulis perseorangan, untuk semua subjek	<i>Activities of individual writers, for all subjects</i>
		90005	Aktiviti jurnalis bebas	<i>Activities of independent journalists</i>
		90006	Pembaikan hasil kesenian seperti lukisan	<i>Restoring of works of art such as painting</i>
		90007	Aktiviti penerbit atau pengusaha seni persembahan secara langsung, dengan atau tanpa kemudahan	<i>Activities of producers or entrepreneurs of arts live events, with or without facilities</i>
		90009	Aktiviti kesenian, hiburan dan kreatif t.t.t.l	<i>Creative, arts and entertainment activities n.e.c</i>

Aktiviti perpustakaan, arkib, muzium dan kebudayaan lain <i>Libraries, archives, museums and other cultural activities</i>				
BAHAGIAN <i>DIVISION</i>	KUMPULAN <i>GROUP</i>	PERKARA <i>ITEM</i>	KETERANGAN	DESCRIPTION
91	910		Aktiviti perpustakaan, arkib, muzium dan kebudayaan lain	<i>Libraries, archives, museums and other cultural activities</i>
		91011	Aktiviti dokumentasi dan maklumat bagi semua jenis perpustakaan	<i>Documentation and information activities of libraries of all kinds</i>
		91012	Penyimpanan foto perpustakaan dan perkhidmatan	<i>Stock photo libraries and services</i>
		91021	Operasi semua jenis muzium	<i>Operation of museums of all kinds</i>
		91022	Operasi tapak dan bangunan bersejarah	<i>Operation of historical sites and buildings</i>
		91031	Operasi taman botani dan zoologi	<i>Operation of botanical and zoological gardens</i>
		91032	Operasi rizab semula jadi, termasuk pemeliharaan hidupan liar	<i>Operation of nature reserves, including wildlife preservation</i>
Aktiviti perjudian dan pertaruhan <i>Gambling and betting activities</i>				
92	920		Aktiviti perjudian dan pertaruhan	<i>Gambling and betting activities</i>
		92000	Aktiviti perjudian dan pertaruhan	<i>Gambling and betting activities</i>
Aktiviti sukan <i>Sports activities</i>				
93	931		Aktiviti sukan	<i>Sports activities</i>
		93111	Bola sepak, hoki, kriket, besbol, badminton, futsal, paintball	<i>Football, hockey, cricket, baseball, badminton, futsal, paintball</i>
		93112	Litar perlumbaan untuk kenderaan bermotor	<i>Racetracks for auto</i>
		93113	Kelab equestrian	<i>Equestrian clubs</i>
		93114	Stadium dan kolam renang, arena luncur ais	<i>Swimming pools and stadiums, ice-skating arenas</i>
		93115	Padang stadium dan balapan	<i>Track and field stadium</i>
		93116	Padang golf	<i>Golf courses</i>
		93117	Pusat boling	<i>Bowling centre</i>
		93118	Pusat kesihatan	<i>Fitness centres</i>
		93119	Penganjuran dan operasi acara sukan dalam dan luar bangunan untuk profesional atau amatir oleh organisasi dengan kemudahan sukan sendiri	<i>Organization and operation of outdoor or indoor sports events for professionals or amateurs by organizations with own facilities</i>

BAHAGIAN DIVISION	KUMPULAN GROUP	PERKARA ITEM	KETERANGAN	DESCRIPTION
		93120	Operasi kelab sukan seperti kelab bola sepak, kelab boling, kelab renang	<i>The operation of sports clubs such as football club, bowling club, swimming club</i>
		93191	Aktiviti penganjur atau promosi acara sukan, dengan atau tanpa kemudahan	<i>Activities of producers or promoters of sports events, with or without facilities</i>
		93192	Aktiviti liga sukan dan badan yang mengawal	<i>Activities of sports leagues and regulating bodies</i>
		93193	Aktiviti berkaitan dengan promosi acara sukan	<i>Activities of related to promotion of sporting events</i>
		93199	Aktiviti sukan lain t.t.t.l	<i>Other sports activities n.e.c</i>
	932		Aktiviti hiburan dan rekreasi lain	<i>Other amusement and recreation activities</i>
		93210	Aktiviti taman hiburan dan taman tema	<i>Activities of amusement parks and theme parks</i>
		93291	Aktiviti taman rekreasi dan pantai	<i>Activities of recreation parks and beaches</i>
		93292	Operasi kemudahan pengangkutan rekreasi	<i>Operation of recreational transport facilities</i>
		93293	Sewaan peralatan riadah sebagai kelengkapan untuk kemudahan rekreasi	<i>Renting of leisure and pleasure equipment as an integral part of recreational facilities</i>
		93294	Operasi pesta dan pertunjukan rekreasi semula jadi	<i>Operation of fairs and shows of a recreational nature</i>
		93295	Operasi kelab malam dan lantai tari	<i>Operation of discotheques and dance floors</i>
		93296	Aktiviti penganjur atau pengusaha persembahan secara langsung selain daripada acara kesenian atau sukan, dengan atau tanpa kemudahan	<i>Activities of producers or entrepreneurs of live events other than arts or sports events, with or without facilities</i>
		93297	Kafe siber/pusat internet	<i>Cyber Cafe/Internet Centre</i>
		93299	Aktiviti hiburan dan rekreasi lain t.t.t.l	<i>Any other amusement and recreation activities n.e.c</i>

PERKHIDMATAN LAIN <i>OTHER SERVICE</i>				
Aktiviti keahlian organisasi <i>Activities of membership activities</i>				
BAHAGIAN <i>DIVISION</i>	KUMPULAN <i>GROUP</i>	PERKARA <i>ITEM</i>	KETERANGAN	DESCRIPTION
94	941		Aktiviti organisasi keahlian perniagaan, majikan dan profesional	<i>Activities of business, employers and professional membership organizations</i>
		94110	Aktiviti keahlian organisasi perniagaan dan majikan	<i>Activities of business and employers membership organizations</i>
		94120	Aktiviti keahlian organisasi profesional	<i>Activities of professional membership organizations</i>
	942		Aktiviti kesatuan buruh	<i>Activities of trade unions</i>
		94200	Aktiviti kesatuan buruh	<i>Activities of trade unions</i>
	949		Aktiviti keahlian organisasi lain	<i>Activities of other membership organizations</i>
		94910	Aktiviti organisasi keagamaan	<i>Activities of religious organizations</i>
		94920	Aktiviti organisasi politik	<i>Activities of political organizations</i>
		94990	Aktiviti keahlian organisasi lain t.t.t.l	<i>Activities of other membership organizations n.e.c</i>
Pembaikan komputer dan barangan persendirian dan isi rumah <i>Repair of computers and personal and household goods</i>				
95	951		Pembaikan komputer dan peralatan komunikasi	<i>Repair of computers and communication equipment</i>
		95111	Pembaikan peralatan elektronik	<i>Repair of electronic equipment</i>
		95112	Pembaikan dan penyelenggaraan terminal komputer	<i>Repair and maintenance of computer terminals</i>
		95113	Pembaikan dan penyelenggaraan hand-held computers (PDA's)	<i>Repair and maintenance of hand-held computers (PDA's)</i>
		95121	Pembaikan dan penyelenggaraan telefon tanpa wayar	<i>Repair and maintenance of cordless telephones</i>
		95122	Pembaikan dan penyelenggaraan telefon selular	<i>Repair and maintenance of cellular phones</i>
		95123	Pembaikan dan penyelenggaraan peralatan carrier modems	<i>Repair and maintenance of carrier equipment modems</i>
		95124	Pembaikan dan penyelenggaraan mesin faks	<i>Repair and maintenance of fax machines</i>
		95125	Pembaikan dan penyelenggaraan peralatan transmisi komunikasi	<i>Repair and maintenance of communications transmission equipment</i>
		95126	Pembaikan dan penyelenggaraan radio dua hala	<i>Repair and maintenance of two-way radios</i>
		95127	Pembaikan dan penyelenggaraan TV komersial dan kamera video	<i>Repair and maintenance of commercial TV and video cameras</i>

BAHAGIAN DIVISION	KUMPULAN GROUP	PERKARA ITEM	KETERANGAN	DESCRIPTION
	952		Pembaikan barangan persendirian dan isi rumah	<i>Repair of personal and household goods</i>
		95211	Pembaikan dan penyelenggaraan TV dan penerima radio	<i>Repair and maintenance of television, radio receivers</i>
		95212	Pembaikan dan penyelenggaraan VCR/DVD/VCD	<i>Repair and maintenance of VCR/DVD/VCD</i>
		95213	Pembaikan dan penyelenggaraan pemain CD	<i>Repair and maintenance of CD players</i>
		95214	Pembaikan dan penyelenggaraan amera video bagi isi rumah	<i>Repair and maintenance of household-type video cameras</i>
		95221	Pembaikan dan penyenggaraan kelengkapan isi rumah	<i>Repair and servicing of household appliances</i>
		95222	Pembaikan dan penyenggaraan peralatan rumah dan halaman	<i>Repair and servicing of home and garden equipment</i>
		95230	Pembaikan kelengkapan kasut dan barangan kulit	<i>Repair of footwear and leather goods</i>
		95240	Pembaikan perabut dan kelengkapan rumah	<i>Repair of furniture and home furnishings</i>
		95291	Pembaikan basikal	<i>Repair of bicycles</i>
		95292	Pembaikan dan pemindaan pakaian	<i>Repair and alteration of clothing</i>
Aktiviti perkhidmatan persendirian lain <i>Other personal service activities</i>				
96	960		Aktiviti perkhidmatan persendirian lain	<i>Other personal service activities</i>
		96011	Pencucian dan cucian kering, menggosok	<i>Laundering and dry-cleaning, pressing</i>
		96012	Mensyampo karpet dan permaidani, serta pengeringan dan cucian langsir sama ada di premis pengguna atau sebaliknya	<i>Carpet and rug shampooing, and drapery and curtain cleaning, whether on clients' premises or not</i>
		96013	Penyediaan linen, baju seragam dan perkara berkaitan dengan cucian	<i>Provision of linens, work uniforms and related items by laundries</i>
		96014	Perkhidmatan pembekalan pengalasan	<i>Diaper supply services</i>
		96020	Dandanan rambut dan penjagaan kecantikan lain	<i>Hairdressing and other beauty treatment</i>

BAHAGIAN DIVISION	KUMPULAN GROUP	PERKARA ITEM	KETERANGAN	DESCRIPTION
		96031	Penyediaan pengurusan mayat untuk pengebumian atau pembakaran dan perkhidmatan pengawetan mayat	<i>Preparing the dead for burial or cremation and embalming and morticians' services</i>
		96032	Perkhidmatan penyediaan pengebumian atau pembakaran	<i>Providing burial or cremation services</i>
		96033	Penyewaan ruang yang lengkap dalam bilik pengebumian	<i>Rental of equipped space in funeral parlours</i>
		96034	Penyewaan dan penjualan ruang kubur	<i>Rental or sale of graves</i>
		96035	Penyelenggaraan kubur dan makam	<i>Maintenance of graves and mausoleums</i>
		96091	Aktiviti sauna, mandian stim, salon mengurut	<i>Activities of sauna, steam baths, massage salons</i>
		96092	Aktiviti astrologikal dan kerohanian	<i>Astrological and spiritualists' activities</i>
		96093	Aktiviti sosial seperti perkhidmatan pengiring, temujanji dan biro perkahwinan	<i>Social activities such as escort services, dating services, services of marriage bureaux</i>
		96094	Perkhidmatan jagaan haiwan	<i>Pet care services</i>
		96095	Organisasi genealogikal	<i>Genealogical organizations</i>
		96096	Pengilat kasut, porter, valet memakir kereta	<i>Shoe shiners, porters, valet car parkers</i>
		96097	Operasi konsensi bagi perkhidmatan mesin duit syiling untuk kegunaan persendirian	<i>Concession operation of coin-operated personal service machines</i>
		96099	Aktiviti perkhidmatan lain t.t.t.l	<i>Other service activities n.e.c</i>

**MAKLUMAT LANJUT BERHUBUNG PENERBITAN INI BOLEH DIRUJUK DI JABATAN PERANGKAAAN NEGERI
SEPERTI BERIKUT:**

*FURTHER INFORMATION ON THIS PUBLICATION CAN BE REFERRED TO THE FOLLOWING STATES
DEPARTMENT OF STATISTICS:*

Pengarah,
Jabatan Perangkaan Malaysia Negeri Johor,
Tingkat 14, Menara Tabung Haji,
Jalan Air Molek,
80000 Johor Bahru, Johor.
Tel : 07 - 225 3700
Faks : 07 - 224 9972
E-mel : j pjohor@dosm.gov.my

Pengarah,
Jabatan Perangkaan Malaysia Negeri Kedah,
Aras 1, Zon C, Wisma Persekutuan,
Pusat Pentadbiran Kerajaan Persekutuan,
Bandar Muadzam Shah,
06550 Anak Bukit, Alor Setar, Kedah.
Tel : 04 - 700 1240
Faks : 04 - 733 8412
E-mel : jpkedah@dosm.gov.my

Pengarah,
Jabatan Perangkaan Malaysia Negeri Kelantan,
Tingkat 8, Bangunan Persekutuan,
Jalan Bayam,
15514 Kota Bharu, Kelantan.
Tel : 09 - 741 9449
Faks : 09 - 748 2142
E-mel : jpkelantan@dosm.gov.my

Pengarah,
Jabatan Perangkaan Malaysia Negeri Melaka,
Aras 7 & 8, Wisma Persekutuan,
Jalan MITC, Hang Tuah Jaya,
75450 Ayer Keroh, Melaka.
Tel : 06 - 252 2725
Faks : 06 - 252 2711
E-mel : jpmelaka@dosm.gov.my

Pengarah,
Jabatan Perangkaan Malaysia Negeri Sembilan,
Tingkat 12, Wisma Persekutuan,
Jalan Dato' Abdul Kadir,
70000 Seremban, Negeri Sembilan.
Tel : 06 - 765 5000
Faks : 06 - 765 5002
E-mel : jpnsembilan@dosm.gov.my

Pengarah,
Jabatan Perangkaan Malaysia Negeri Pahang,
Tingkat 7, Bangunan Persekutuan,
Jalan Gambut,
25000 Kuantan, Pahang.
Tel : 09 - 516 3931/7
Faks : 09 - 514 4636
E-mel : jppahang@dosm.gov.my

Pengarah,
Jabatan Perangkaan Malaysia Negeri Pulau
Pinang,
Tingkat 6, Bangunan Persekutuan,
10400, Jalan Anson, Pulau Pinang.
Tel : 04 - 226 6244
Faks : 04 - 229 9499
E-mel : jppulaupinang@dosm.gov.my

Pengarah,
Jabatan Perangkaan Malaysia Negeri Perak,
Tingkat 3, Blok A, Bangunan Persekutuan Ipoh,
Jalan Dato' Seri Ahmad Said (Greentown)
30450 Ipoh, Perak.
Tel : 05 - 255 4963
Faks : 05 - 255 1073
E-mel : jpperak@dosm.gov.my

Pengarah,
Jabatan Perangkaan Malaysia Negeri Perlis,
Tingkat 1, Bangunan Perodua Kangar,
No. 2, Persiaran Jubli Perak,
01000 Kangar,
Perlis.
Tel : 04 - 976 7381
Faks : 04 - 976 8950
E-mel : jpperlis@dosm.gov.my

Pengarah,
Jabatan Perangkaan Malaysia Negeri Selangor,
Tingkat 9, Bangunan Darul Ehsan,
Jalan Indah, Seksyen 14,
40000 Shah Alam, Selangor.
Tel : 03 - 5515 0200
Faks : 03 - 5518 0408
E-mel : jpselangor@dosm.gov.my

Pengarah,
Jabatan Perangkaan Malaysia Negeri Terengganu,
Tingkat 9, Wisma Persekutuan,
Jalan Sultan Ismail,
20200 Kuala Terengganu, Terengganu.
Tel : 09 - 622 3062
Faks : 09 - 622 9659
E-mel : admin_jptrg@dosm.gov.my

Pengarah,
Jabatan Perangkaan Malaysia Negeri Sabah,
Tingkat 1-3, Blok C, Kompleks Pentadbiran
Kerajaan Persekutuan Sabah, Jalan UMS,
Beg Berkunci No. 2046, 88999 Kota Kinabalu,
Sabah.
Tel : 088 - 484 602
Faks : 088 - 484 659
E-mel : jpsabah@dosm.gov.my

Pengarah,
Jabatan Perangkaan Malaysia Negeri Sarawak,
Tingkat 7 & 8, Bangunan Tun Datuk Patinggi
Tuanku Haji Bujang, Jalan Simpang Tiga,
93514 Kuching, Sarawak.
Tel : 082 - 240 287
Faks : 082 - 242 609
E-mel : sarawak@dosm.gov.my

Pengarah,
Jabatan Perangkaan Malaysia
Wilayah Persekutuan,
Tingkat 14 & 15, Wisma FGV, Jalan Raja Laut,
50350 Kuala Lumpur.
Tel : 03 - 2267 2400
Faks : 03 - 2691 0639
E-mel : dosmwp@dosm.gov.my

Muka surat ini sengaja dibiarkan kosong
This page is deliberately left blank

ISSN 2636-9559



9 772636 955009



www.dosm.gov.my



@StatsMalaysia