



**SURVEY ON SPECIAL EDUCATION SCHOOLS
END OF SCHOOL YEAR 2021/2022**

The Hellenic Statistical Authority (ELSTAT) announces statistics on Special Education Schools, end of school year 2021/2022. The survey includes school units of formal education under the competency of the Ministry of Education, Religions Affairs and Sports. More specifically, the survey covers the school units of Pre-Primary/Primary Education (special kindergartens and special primary schools) and of Secondary Education (special lower and upper secondary education schools, special vocational lower and upper secondary education schools and special vocational education workshops). Additionally, the survey covers the special kindergartens of ELEPAP (Hellenic Society for the Protection and Rehabilitation of the Disabled Children).

Based on the available survey data, it is observed that:

- a) The **number of school units of Pre-Primary and Primary Education** in the school year 2021/2022 compared with 2020/2021 increased from 295 to 302. The **number of school units of Secondary Education** in the school year 2021/2022 compared with 2020/2021 remained unchanged at 220 units (Table 1).
- b) **Teaching staff** in the school year 2021/2022 compared with 2020/2021 increased by 0.4% in Pre-Primary and Primary Education and decreased by 3.7% in Secondary Education (Table 2).
- c) The number of **pupils enrolled** in the school year 2021/2022 compared with 2020/2021 increased by 1.0% in Pre-Primary and Primary Education and by 1.7% in Secondary Education. Out of the total number of pupils enrolled, male pupils accounted for 67.3% and females for 32.7% (Tables 2 and 3).
- d) The most prevalent **special education need** among pupils enrolled was autism, accounting for 36,0%, followed by intellectual disability with 30.6% (Table 3).
- e) The **ratio of teaching staff to pupils** was 1 teacher per 2.4 pupils in the school year 2021/2022 compared with 1 teacher per 2.3 pupils in 2020/2021 (Table 2).
- f) The **Region of Attiki**, accounted for 34.0% of the total number of pupils enrolled in the Special Education School Units of Greece. The **Region of Kentriki Makedonia** follows with 16.6% (Table 2).

Information on methodological issues:

Division of Sectoral Statistics
Section of Education & Sports Statistics
Head of the Section: Dimitra Angelopoulou
Tel: +30 213 135 2134
e-mail: d.angelopoulou@statistics.gr

Information for data provision:

Tel. +30 213 135 2022, 2310
e-mail: data.dissem@statistics.gr

Table 1 and Chart 1 depict the number of Special Education School Units in the school years 2021/2022.

The following tables and charts depict data on pupils' population and teaching staff in the Special Education School Units of Greece for school year 2021/2022 in comparison to 2020/2021.

Table 1. Number of school units by level of education, type of school unit and Region

<i>By Level of Education and Type of School Unit</i>		
Level and Type of School Unit	Number of school units	
	2020/2021	2021/2022
Special Kindergarten	117	120
Special Primary School	178	182
TOTAL OF PRE-PRIMARY/PRIMARY EDUCATION	295	302
Special Lower Secondary Education School	13	13
Special Vocational Lower Secondary Education School	55	56
Special Vocational Education and Training Workshop	93	93
Special Upper Secondary Education School	6	7
Special Vocational Upper Secondary Education School	53	51
TOTAL OF SECONDARY EDUCATION	220	220
TOTAL	515	522
<i>By Region</i>		
Region (NUTS 2)	Number of school units	
	2020/2021	2021/2022
Anatoliki Makedonia, Thraki	31	34
Kentriki Makedonia	91	96
Dytiki Makedonia	23	22
Thessalia	40	37
Ipeiros	19	20
Ionia Nisia	18	18
Dytiki Ellada	41	44
Stereia Ellada	26	26
Peloponnisos	29	29
Attiki	110	110
Voreio Aigaio	19	20
Notio Aigaio	28	28
Kriti	40	38
TOTAL	515	522

Chart 1. Number of school units by type, school year 2021/2022

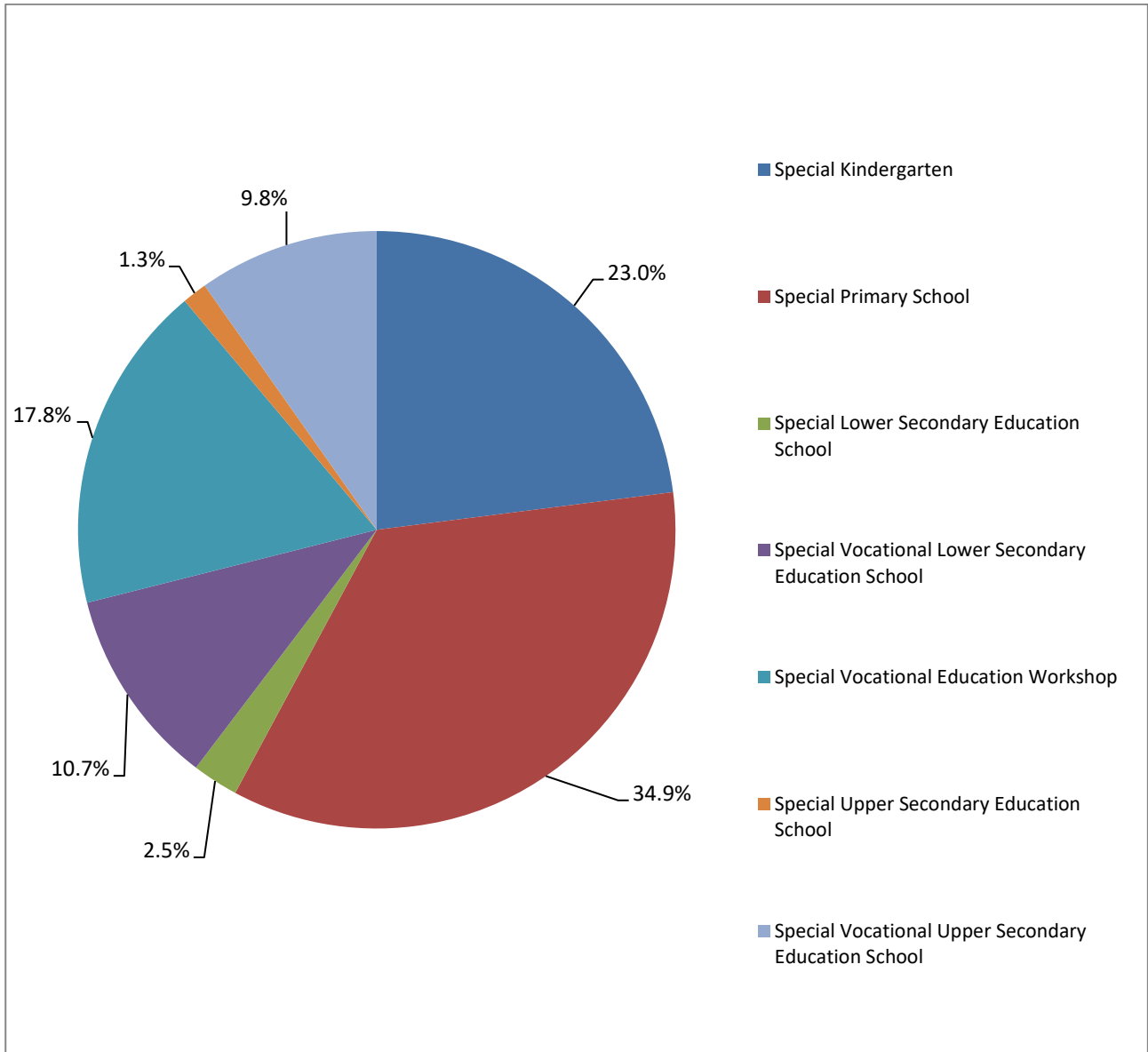


Table 2. Pupils enrolled and teaching staff by level of education, type of school unit and Region

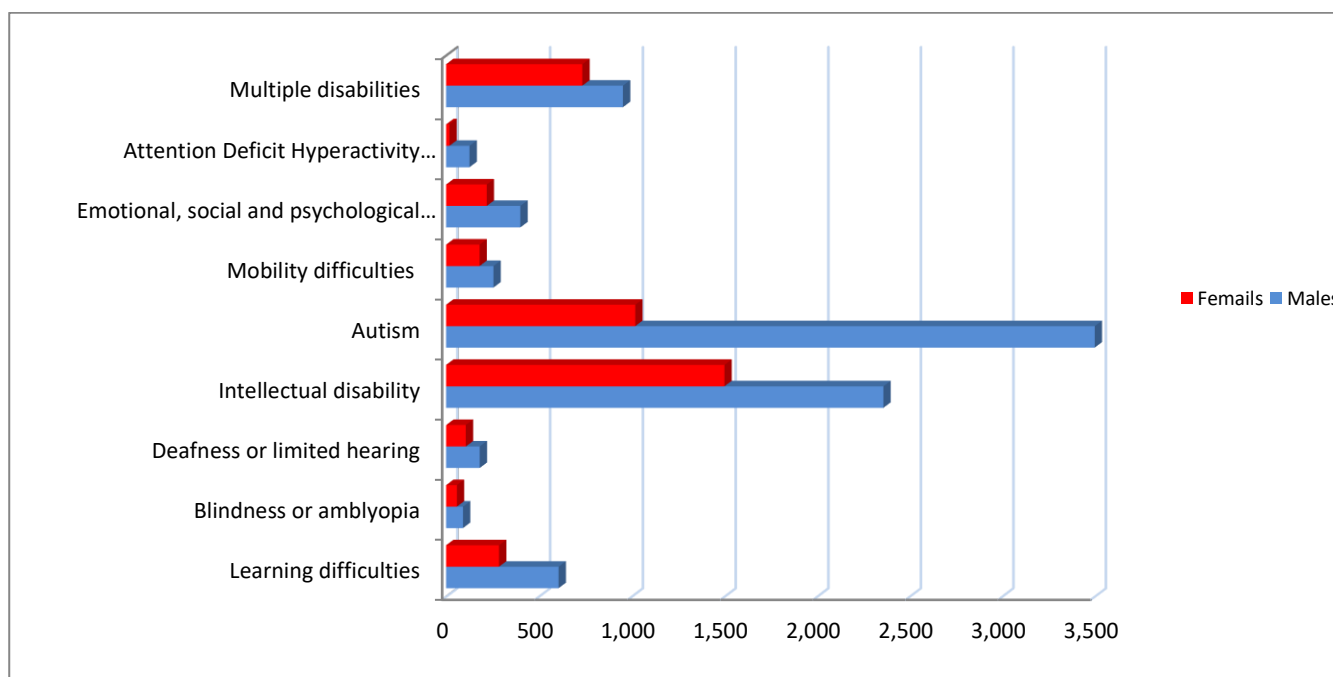
<i>By Level and Type of School Unit</i>						
Level and Type of School Unit	Pupils enrolled			Teaching Staff ¹		
	2020/21	2021/22	Change (%)	2020/21	2021/22	Change (%)
Special Kindergarten	806	831	3.1	328	350	6.7
Special Primary School	4,318	4,344	0.6	2,156	2,145	-0.5
TOTAL OF PRE-PRIMARY/PRIMARY EDUCATION	5,124	5,175	1.0	2,484	2,495	0.4
Special Lower Secondary Education School	309	357	15.5	150	137	-8.7
Special Vocational Lower Secondary Education School	1,888	1,846	-2.2	1,046	1,023	-2.2
Special Vocational Education and Training Workshop	3,475	3,576	2.9	1,589	1,530	-3.7
Special Upper Secondary Education School	103	118	14.6	36	33	-8.3
Special Vocational Upper Secondary Education School	1,523	1,528	0.3	50	42	-16
TOTAL OF SECONDARY EDUCATION	7,298	7,425	1.7	2,871	2,765	-3.7
TOTAL	12,422	12,600	1.4	5,355	5,260	-1.8
<i>By Region</i>						
Region (NUTS 2)	Pupils enrolled			Teaching Staff		
	2020/21	2021/22	Change (%)	2020/21	2021/22	Change (%)
Anatoliki Makedonia, Thraki	709	741	4.5	310	292	-5.8
Kentriki Makedonia	2,052	2,094	2.0	1,019	964	-5.4
Dytiki Makedonia	240	233	-2.9	120	150	25.0
Thessalia	786	749	-4.7	398	383	-3.8
Ipeiros	315	327	3.8	124	146	17.7
Ionia Nisia	302	323	7.0	117	118	0.9
Dytiki Elllada	1,009	1,058	4.9	378	380	0.5
Stereia Ellada	622	662	6.4	262	251	-4.2
Peloponnisos	582	587	0.9	226	235	4.0
Attiki	4,326	4,288	-0.9	1,681	1,605	-4.5
Voreio Aigaio	237	260	9.7	125	144	15.2
Notio Aigaio	381	403	5.8	199	196	-1.5
Kriti	861	875	1.6	396	396	0.0
TOTAL	12,422	12,600	1.4	5,355	5,260	-1.8

¹ In case that a Special Vocational Lower Secondary School operates together with a Special Vocation Upper Secondary School, the teaching staff is registered for the Special Vocational Lower Secondary School. The same applies for the Special Lower Education Schools which have classes of Special Upper Secondary Schools.

Table 3. Pupils enrolled by category of special education need² and gender

Category of special education need	Pupils enrolled					
	2020/2021			2021/2022		
	Total	Males	Females	Total	Males	Females
Learning difficulties	951	647	304	891	606	285
Blindness or amblyopia	154	94	60	149	91	58
Deafness or limited hearing	317	195	122	287	181	106
Intellectual disability	3,919	2,382	1,537	3,858	2,358	1,500
Autism	4,163	3,255	908	4,530	3,511	1,019
Mobility difficulties	484	279	205	435	255	180
Emotional, social and psychological difficulties	661	427	234	619	400	219
Attention Deficit Hyperactivity Disorder (ADHD)	176	136	40	144	126	18
Multiple disabilities	1,597	925	672	1,687	953	734
TOTAL	12,422	8,340	4,082	12,600	8,481	4,119

Chart 2. Pupils enrolled by category of special education need and gender, school year 2021/2022



² If a pupil encounters more than one special education need, he/she is registered only once, under the more serious need.

A. SPECIAL KINDERGARTENS

Table 4. Pupils enrolled and teaching staff by sector and Region

<i>By sector</i>						
School Units	Pupils enrolled			Teaching Staff		
	2020/21	2021/22	Change (%)	2020/21	2021/22	Change (%)
Public	728	753	3.4	307	329	7.2
Legal Entities of Private Law ³	78	78	0.0	21	21	0.0
TOTAL	806	831	3.1	328	350	6.7
<i>By region</i>						
Region (NUTS 2)	Pupils enrolled			Teaching Staff		
	2020/21	2021/22	Change (%)	2020/21	2021/22	Change (%)
Anatoliki Makedonia, Thraki	36	41	13.9	26	17	-34.6
Kentriki Makedonia	133	95	-28.6	52	60	15.4
Dytiki Makedonia	21	16	-23.8	9	12	33.3
Thessalia	45	60	33.3	21	26	23.8
Ipeiros	31	30	-3.2	8	13	62.5
Ionia Nisia	16	16	0.0	4	11	175.0
Dytiki Ellada	73	95	30.1	23	28	21.7
Stereia Ellada	49	41	-16.3	17	15	-11.8
Peloponnisos	31	42	35.5	10	17	70.0
Attiki	253	292	15.4	106	88	-17.1
Voreio Aigaio	23	12	-47.8	9	10	11.1
Notio Aigaio	33	34	3.0	16	15	-6.3
Kriti	62	57	-8.1	27	38	40.7
TOTAL	806	831	3.1	328	350	6.7

³ Early Intervention Programmes of ELEPAP (Hellenic Society for the Protection and Rehabilitation of the Disabled Children) are addressed to pupils aged 4-7 years old with special education needs and are equivalent to pre-primary school units under the Ministry of Education (Law 3699/2008, Article 32, §1) .

B. SPECIAL PRIMARY SCHOOLS

Table 5. Pupils enrolled and teaching staff by Region

Region (NUTS 2)	Pupils enrolled			Teaching staff		
	2020/21	2021/22	Change (%)	2020/21	2021/22	Change (%)
Anatoliki Makedonia, Thraki	217	231	6.5	100	94	6.0
Kentriki Makedonia	689	723	4.9	398	377	-5.3
Dytiki Makedonia	69	74	7.2	36	40	11.1
Thessalia	272	276	1.5	171	159	-7.0
Ipeiros	125	122	-2.4	55	65	18.2
Ionia Nisia	111	121	9.0	41	45	9.8
Dytiki Elllada	345	349	1.2	149	146	-2.0
Stereia Ellada	217	210	-3.2	91	102	12.1
Peloponnisos	199	186	-6.5	87	91	4.6
Attiki	1,549	1,502	-3.0	762	738	-3.1
Voreio Aigaio	74	90	21.6	43	50	16.3
Notio Aigaio	146	144	-1.4	74	73	-1.4
Kriti	305	316	3.6	149	165	10.7
TOTAL	4,318	4,344	0.6	2,156	2,145	-0.5

C. SPECIAL LOWER - UPPER SECONDARY EDUCATION SCHOOLS

(Special Lower Secondary Education Schools, Special Vocational Lower Secondary Education Schools and Special Vocational Education Workshops are included. Special Upper Secondary Education Schools and Special Vocational Upper Secondary Education Schools are also included)

Table 6. Pupils enrolled and teaching staff by Region

Region (NUTS 2)	Pupils enrolled			Teaching staff ⁴		
	2020/21	2021/22	Change (%)	2020/21	2021/22	Change (%)
Anatoliki Makedonia, Thraki	456	469	2.9	184	181	-1.6
Kentriki Makedonia	1,230	1,276	3.7	569	527	-7.4
Dytiki Makedonia	150	143	-4.7	75	98	30.7
Thessalia	469	413	-11.9	206	198	-3.9
Ipeiros	159	175	10.1	61	68	11.5
Ionia Nisia	175	186	6.3	72	62	-13.9
Dytiki Elllada	591	614	3.9	206	206	0.0
Stereia Ellada	356	411	15.4	154	134	-13.0
Peloponnisos	352	359	2.0	129	127	-1.6
Attiki	2,524	2,494	-1.2	813	779	-4.2
Voreio Aigaio	140	158	12.9	73	84	15.1
Notio Aigaio	202	225	11.4	109	108	-0.9
Kriti	494	502	1.6	220	193	-12.3
TOTAL	7,298	7,425	1.7	2,871	2,765	-3.7

⁴ In case that a Special Vocational Lower Secondary School operates together with a Special Vocation Upper Secondary School, the teaching staff is registered for the Special Vocational Lower Secondary School. The same applies for the Special Lower Education Schools which have classes of Special Upper Secondary Schools.

EXPLANATORY NOTES

Survey on Special Education Schools The Special Education School units of Pre-primary/Primary and Secondary Education are the following:

- Special Kindergartens
- Early Intervention Programmes of ELEPAP (Hellenic Society for the Protection and Rehabilitation of the Disabled Children) - Kindergartens
- Special Primary Schools
- Special Lower Secondary Education Schools
- Special Vocational Lower Secondary Education Schools
- Special Vocational Education Workshops
- Special Upper Secondary Education School
- Special Vocational Upper Secondary Education School

The survey is conducted on a yearly basis aiming at collecting data on the number of pupils enrolled, the school units and the number of teaching staff.

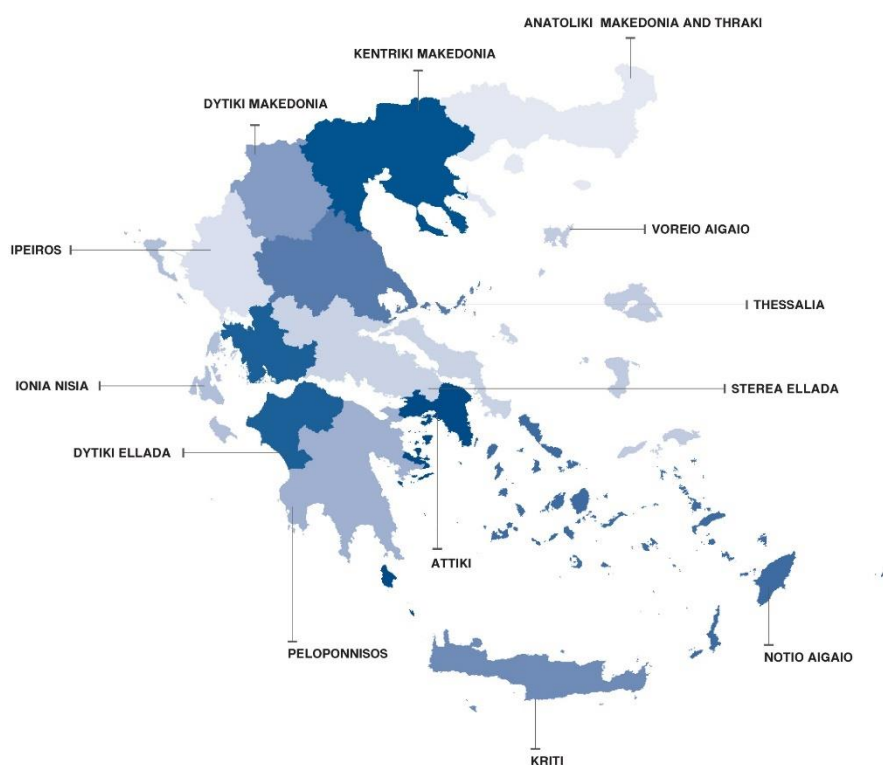
Legal Frame The survey is conducted by virtue of Regulation 452/2008 of the European Parliament and the Council and implementing Regulation 912/2013 of the European Commission.

Statistical Units The statistical units are the school units of Special Education.

Coverage Greece total.

Geographical Classification The geographical classification is based on Nomenclature of Territorial Units for Statistics.

Map of the 13 Regions (NUTS 2) of Greece



- Reference period** The data refer to the end of school year 2021/2022.
- Methodology and coverage** The survey on Special Education Schools is an annual census survey. The data are collected using questionnaires filled in by the relevant school units which are transmitted to ELSTAT by the relevant Directorates of Primary and Secondary Education of the Ministry.
- References** More information, tables with the survey results, questionnaires, etc. on the Survey on Special Education Schools, can be found on the webpage of ELSTAT www.statistics.gr, at the link: "Statistics"/ Population and Social Conditions / Education and Training /Special Education (end of the school year)".