

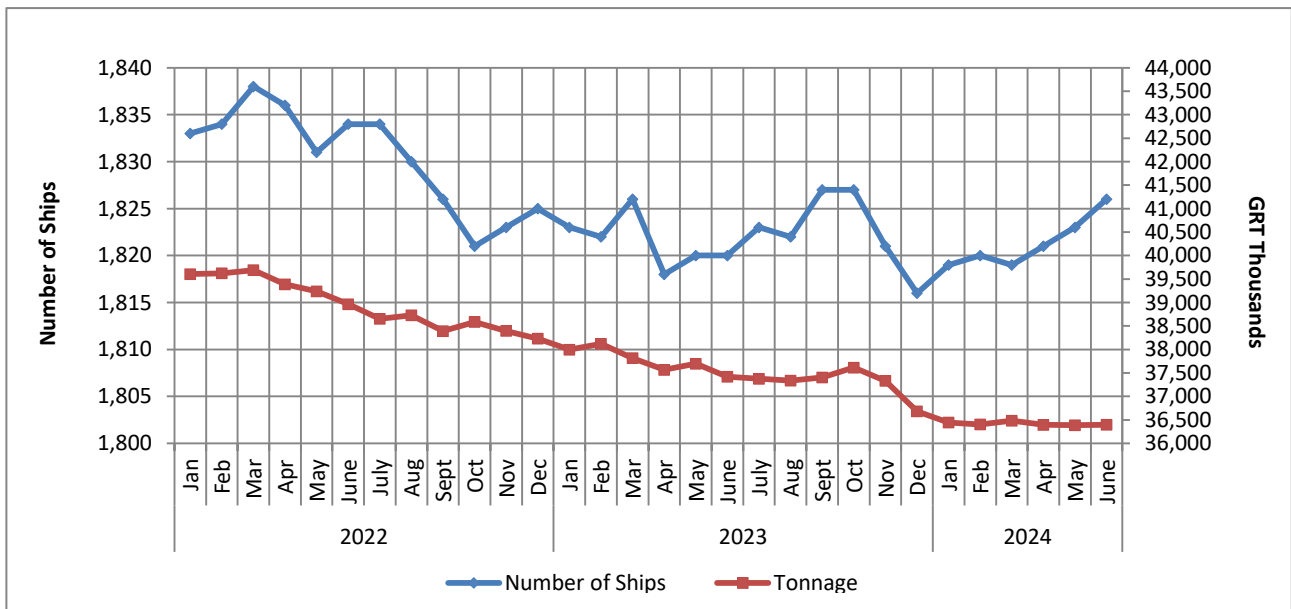


**GREEK MERCHANT FLEET:
June 2024 (Provisional data)**

The Hellenic Statistical Authority (ELSTAT) announces data on the Greek Merchant Fleet (for vessels of 100 GRT¹) for June 2024. Particularly:

- The Greek Merchant Fleet increased by 0.3% in June 2024 compared with June 2023. A decrease of 0.8% was recorded in June 2023 compared with June 2022 (Table 1).
- The gross tonnage of the Greek Merchant Fleet, for vessels of 100 GRT and over, recorded a decrease of 2.7% in June 2024 compared with June 2023. A decrease of 4.0%, was recorded in June 2023 compared with June 2022 (Table 1).

Graph 1: Greek Merchant ships of 100 GRT and over: January 2022– June 2024



Information on methodological issues:

Division of Sectoral Statistics
Section of Transport Statistics
E. Kleftogianni
Tel : +30 213 135 3087
E mail: e.kleftogianni@statistics.gr

Information for data provision:

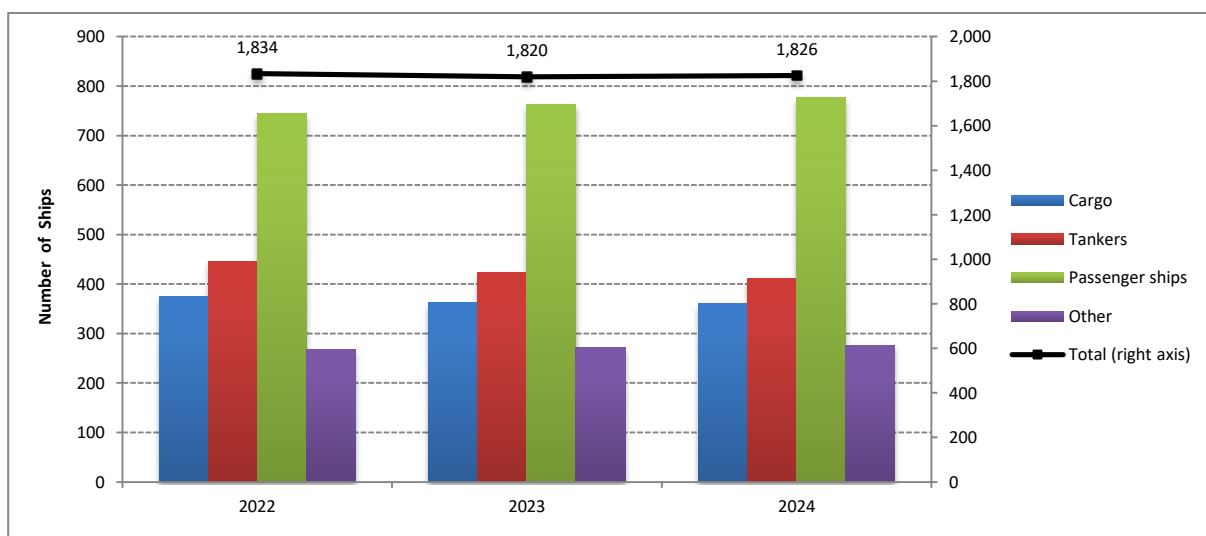
Tel. +30 213 135 2022
E mail: data.dissem@statistics.gr

¹GRT: Gross Tonnage

Table 1: Number and tonnage of Greek Merchant ships of 100 GRT and over, by types of ships, June 2022 – 2024

June										
Types of ships	2022		2023		Change % 2023/2022		2024		Change % 2024/2023	
	Number of Ships	Tonnage (GRT)	Number of Ships	Tonnage (GRT)	Number of Ships	Tonnage (GRT)	Number of Ships	Tonnage (GRT)	Number of Ships	Tonnage (GRT)
Total:	1,834	38,963,825	1,820	37,419,966	-0.8	-4.0	1,826	36,398,186	0.3	-2.7
Cargo	375	11,163,274	362	10,519,137	-3.5	-5.8	361	10,363,102	-0.3	-1.5
Tankers	446	26,406,121	423	25,502,176	-5.2	-3.4	411	24,689,262	-2.8	-3.2
Passenger ships	744	1,261,717	763	1,256,452	2.6	-0.4	777	1,202,717	1.8	-4.3
Other	269	132,713	272	142,201	1.1	7.1	277	143,105	1.8	0.6

Graph 2a: Number of Greek Merchant ships of 100 GRT and over, by types of ships, June 2022 – 2024



Graph 2b: Tonnage of Greek Merchant Ships of 100 GRT and over, by types of ships, June 2022 – 2024

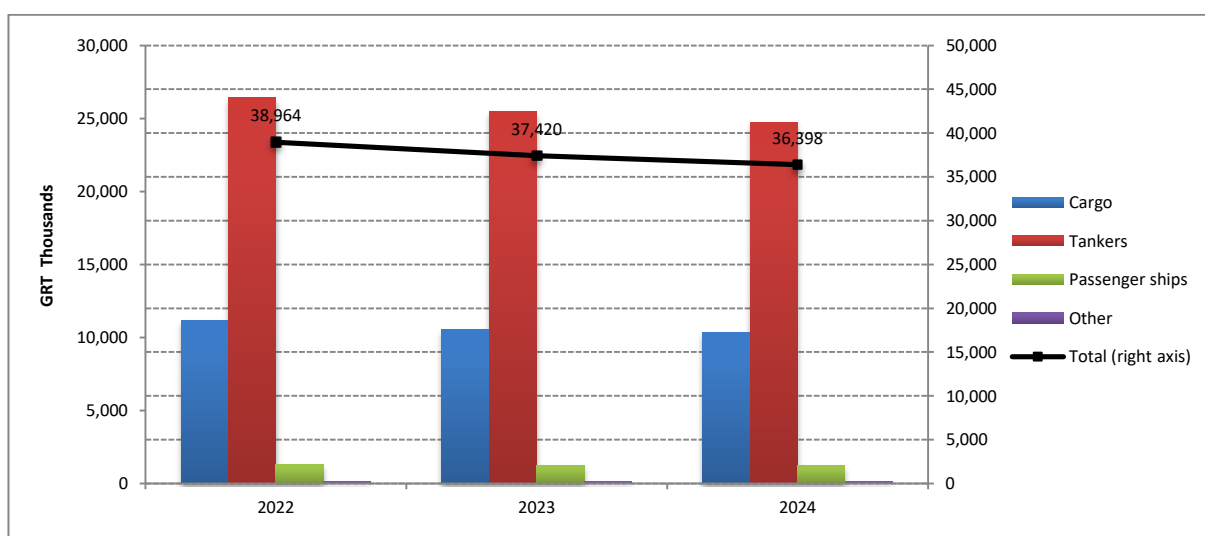


Table 2: Distribution of the Greek Merchant ships of 100 GRT and over, by tonnage groups, June 2022 – 2024

June										
Tonnage Groups	2022		2023		Change % 2023/2022		2024		Change % 2024/2023	
	Number of Ships	Tonnage (GRT)	Number of Ships	Tonnage (GRT)	Number of Ships	Tonnage (GRT)	Number of Ships	Tonnage (GRT)	Number of Ships	Tonnage (GRT)
Total:	1,834	38,963,825	1,820	37,419,966	-0.8	-4.0	1,826	36,398,186	0.3	-2.7
[100-500)	853	207,720	865	209,696	1.4	1.0	886	217,591	2.4	3.8
[500-3,000)	345	433,763	349	438,409	1.2	1.1	344	434,155	-1.4	-1.0
[3,000-7,000)	75	333,312	78	345,794	4.0	3.7	79	347,976	1.3	0.6
[7,000-10,000)	24	202,584	24	200,542	0.0	-1.0	24	199,985	0.0	-0.3
[10,000-20,000)	50	721,835	48	691,499	-4.0	-4.2	51	729,484	6.3	5.5
[20,000-30,000)	64	1,692,657	58	1,539,323	-9.4	-9.1	53	1,387,162	-8.6	-9.9
[30,000+)	423	35,371,954	398	33,994,703	-5.9	-3.9	389	33,081,833	-2.3	-2.7

Graph 3: Distribution of Greek Merchant ships of 100 GRT and over, by tonnage groups, June 2022 – 2024

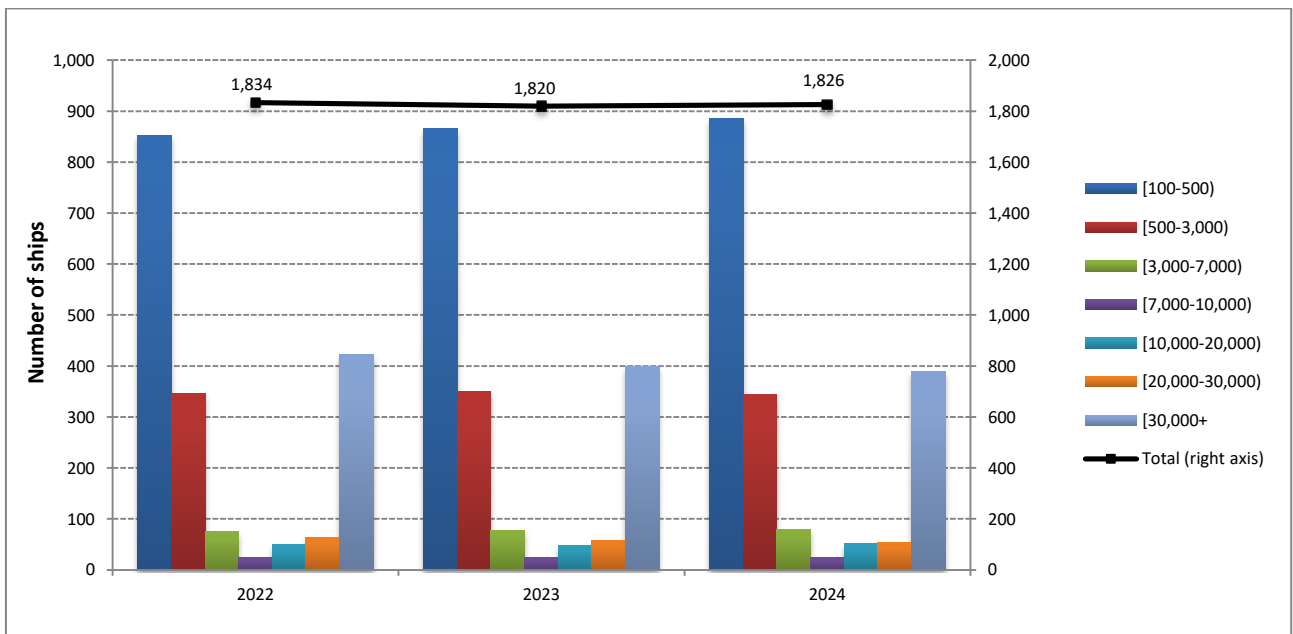
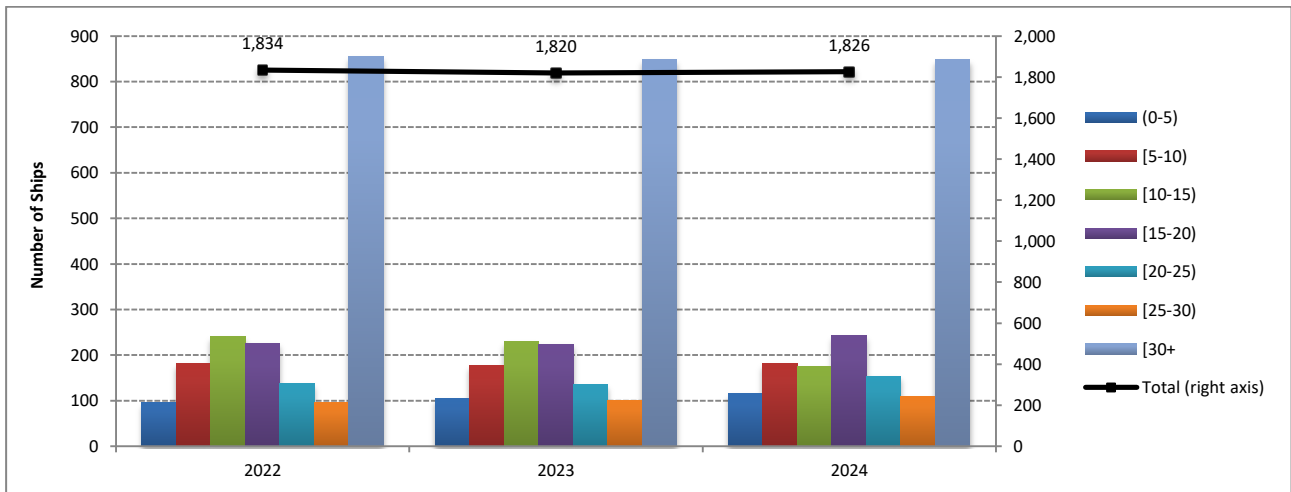


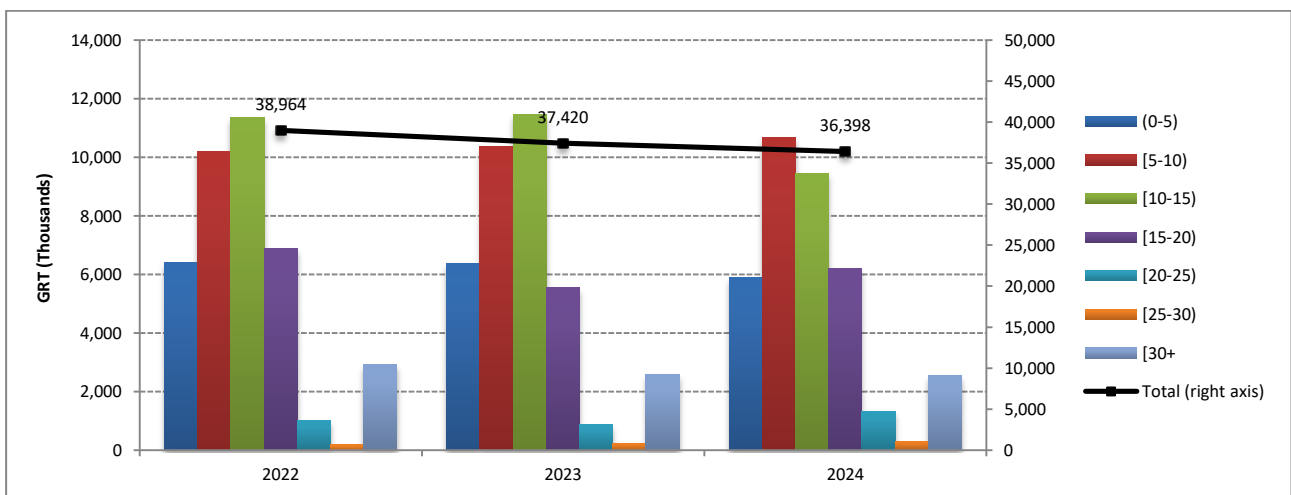
Table 3: Distribution of Greek Merchant ships of 100 GRT and over, by age groups, June 2022 – 2024

June										
2022			2023		Change % 2023/2022		2024		Change % 2024/2023	
Age Groups	Number of Ships	Tonnage (GRT)	Number of Ships	Tonnage (GRT)	Number of Ships	Tonnage (GRT)	Number of Ships	Tonnage (GRT)	Number of Ships	Tonnage (GRT)
Total:	1,834	38,963,825	1,820	37,419,966	-0.8	-4.0	1,826	36,398,186	0.3	-2.7
(0-5)	96	6,413,630	105	6,361,925	9.4	-0.8	115	5,883,419	9.5	-7.5
[5-10)	182	10,198,770	178	10,363,087	-2.2	1.6	182	10,669,939	2.2	3.0
[10-15)	241	11,365,690	229	11,450,142	-5.0	0.7	174	9,462,165	-24.0	-17.4
[15-20)	226	6,872,618	224	5,553,534	-0.9	-19.2	243	6,204,732	8.5	11.7
[20-25)	138	1,010,063	136	875,890	-1.4	-13.3	154	1,329,347	13.2	51.8
[25-30)	96	187,217	100	241,297	4.2	28.9	110	309,312	10.0	28.2
[30+)	855	2,915,837	848	2,574,091	-0.8	-11.7	848	2,539,272	0.0	-1.4

Graph 4a: Distribution of Greek Merchant ships 100 GRT and over, by age groups, June 2022 – 2024



Graph 4b: Tonnage of Greek Merchant ships of 100 GRT and over, by age groups, June 2022–2024



METHODOLOGICAL NOTES

- Greek Merchant Fleet Survey** The Survey on the Greek Merchant Fleet is conducted on a monthly basis since 1964 without any major methodological changes ever since. The purpose of the survey is to fully record statistical data on the number and basic characteristics of the Greek merchant ships, thus depicting the evolution over the course of time of the Greek merchant fleet.
- Legal Framework** The survey is conducted in compliance with the joint Ministerial Decision (No 6792/G-81/11-4-97), signed by the Minister of National Economy and the Minister of Mercantile Marine.
- Reference Period** The results of the survey refer to the end of June 2024.
- Coverage** The survey covers all domestic Port Authorities, as well as Greek Consular Port Authorities abroad, which keep ship registers. These Authorities have to send a report on a monthly basis to the Hellenic Statistical Authority (ELSTAT), pertaining to the changes in the Greek merchant ships registered in their ship registers.
- Definitions**
- Merchant ship:** Seagoing self-propelled vessel, at least of 10 GRT, designed for the carriage of goods, transport of passengers, for fishing, towing or specially fitted out for other commercial maritime activities.
- Greek merchant fleet:** The total number of the merchant ships under Greek flag. The Greek flag carried by these ships means that all their maritime activities (subsidies for ship building, cargo limitations and other tax provisions) are governed by commercial and economic rules which are laid down by the respective Greek authorities.
- Gross Register Tonnage (GRT):** Refers to the spaces within the hull and of the enclosed spaces above the deck which are available for carrying goods, food, passengers and crew, GRT is equal to the volume of 100 cubic feet or 2.83 m³.
- Net Register Tonnage (NRT):** It is derived from the gross tonnage by deducting allowances in respect of spaces used for the crew, navigating and propelling machinery, fuel and water ballasts, and other spaces not used for passengers or cargo.
- Age of ship:** indicated by the year of original construction of the hull or that of the hull containing the engine room.
- Methodology** It is an exhaustive survey conducted by all domestic Port Authorities and Greek Consular Port Authorities abroad, which report to ELSTAT, on a monthly basis, on changes in the ships pertaining to: a) new registrations of ships in the ship registers, b) change in the name of a ship, c) change of ownership, d) transfers to or from a different port, e) deletion of a ship from a ship's register, f) final measurement – remeasurement of ships, g) replacement of the ship's engine.
All these data, after being dully processed, are used to update, through a specially designed software application, the Official Register of Greek Merchant Ships. This Register is used for the production of monthly and annual statistical results.
- References** Further information (tables, charts) concerning the Survey on the Greek Merchant Fleet can be found on the webpage of ELSTAT (www.statistics.gr), under the link: <https://www.statistics.gr/el/statistics/-/publication/SMA27>