

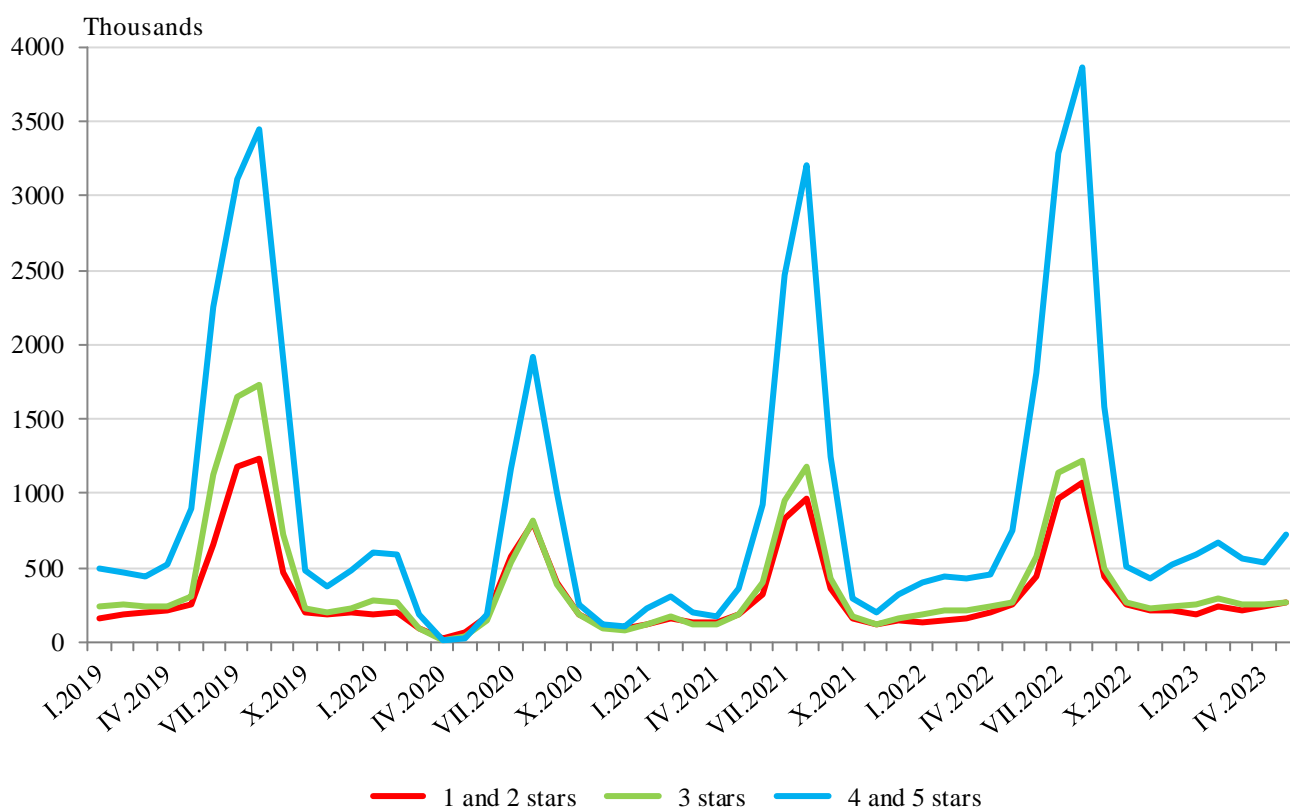
ACTIVITY OF ACCOMMODATION ESTABLISHMENTS¹ IN MAY 2023

In May 2023, 2 491 accommodation establishments - hotels, motels, camping sites, mountain chalets and other establishments for short-term accommodation with 10 or more bed-places, functioned in the country (Annex, Table 1) with 101.5 thousand rooms and 223.6 thousand bed-places in them. In comparison with May 2022, the accommodation establishments increased by 5.0% and the bed-places in them - by 7.9%.

The total number of nights spent was 1 247.7 thousand, or by 1.2% less in comparison with the same month of the previous year, as the greatest decrease - by 4.1% was observed in 4 and 5 stars accommodation establishments.

In May 2023, 78.8% of all nights spent by non-residents and 40.9% by Bulgarian residents were realized in 4 and 5 stars hotels. In 3 star accommodation establishments, were spent 12.1% of all nights by non-residents and 28.6% by Bulgarian residents, while in 1 and 2 stars, they were 9.1% and 30.5%, respectively.

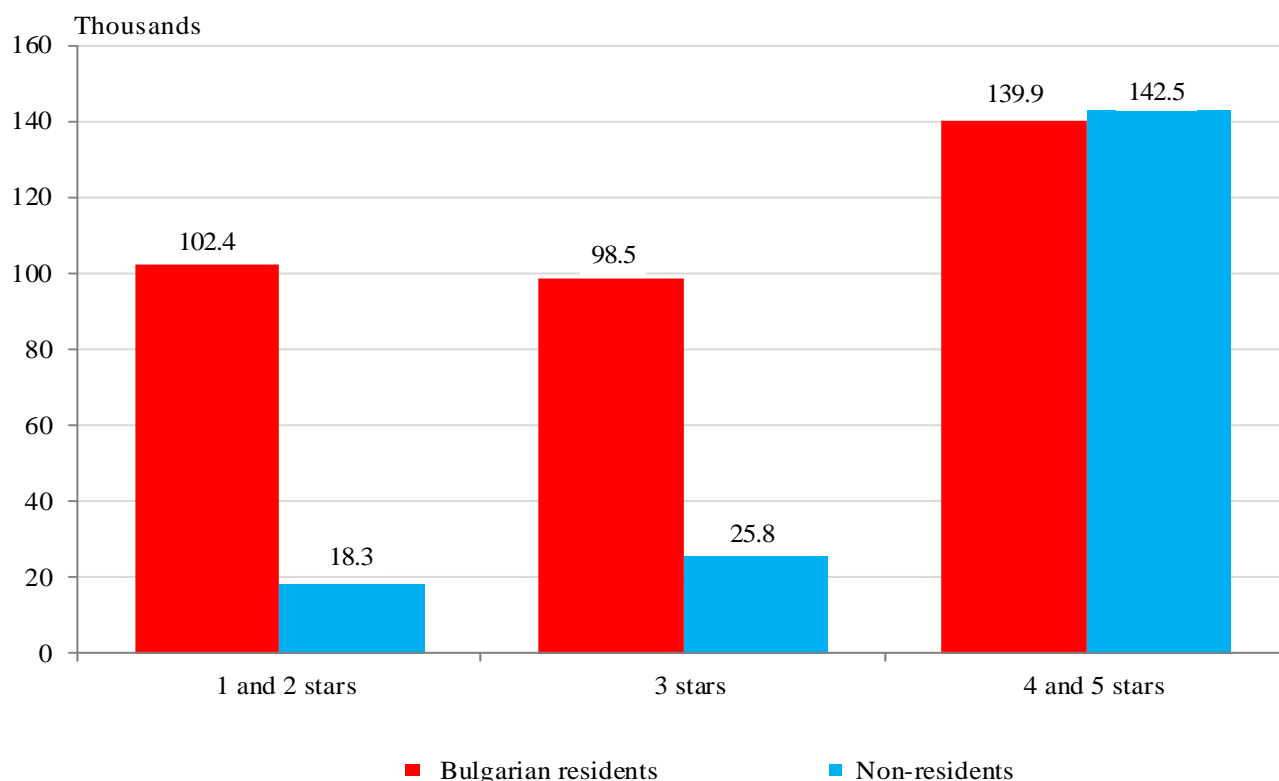
Figure 1. Nights spent in accommodation establishments by categories and months



¹ According to instructions from Eurostat, the refugees from Ukraine are not included in the survey.

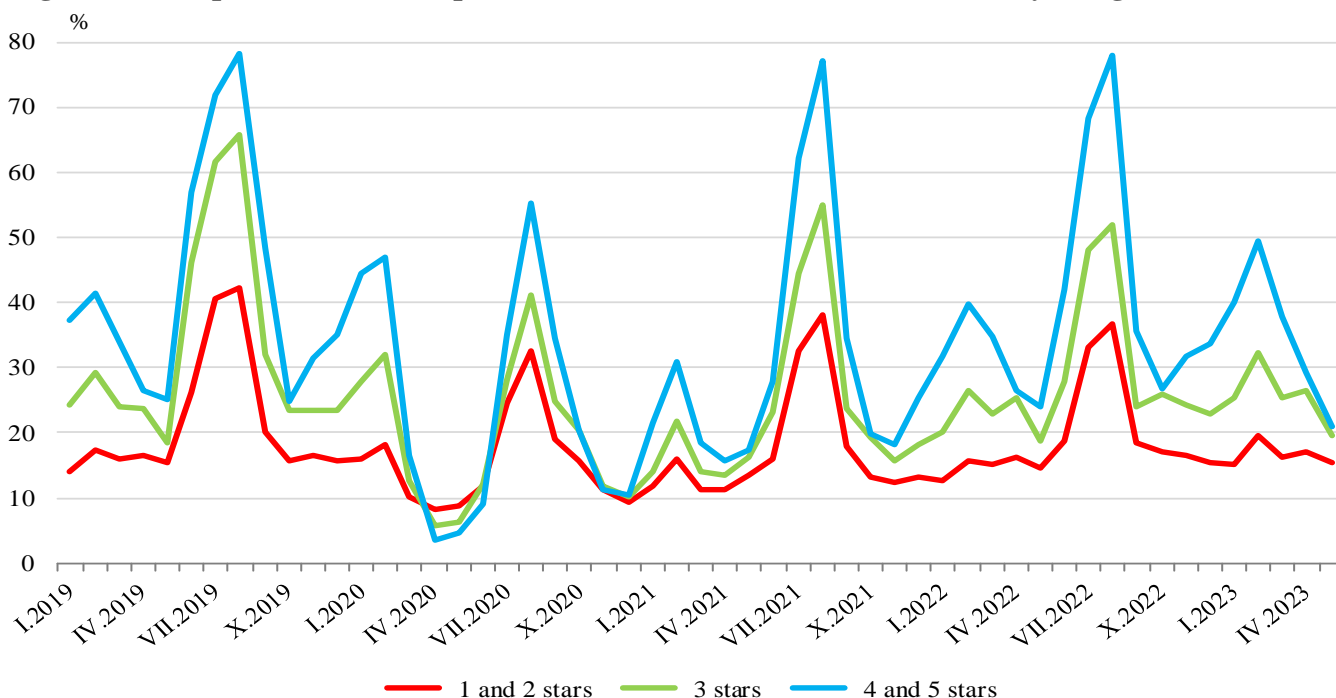
The number of arrivals in all accommodation establishments increased by 7.2% compared to the same month of 2022 and reached 527.4 thousand, as an increase for both non-residents - by 16.6% and Bulgarian residents - by 2.6% was reported. The Bulgarian residents were 340.8 thousand and spent 2.0 nights on average. The arrivals of non-residents were 186.6 thousand, and had 3.0 nights on average, as 76.4% of them spent nights in hotels with 4 and 5 stars.

Figure 2. Arrivals in accommodation establishments by categories in May 2023



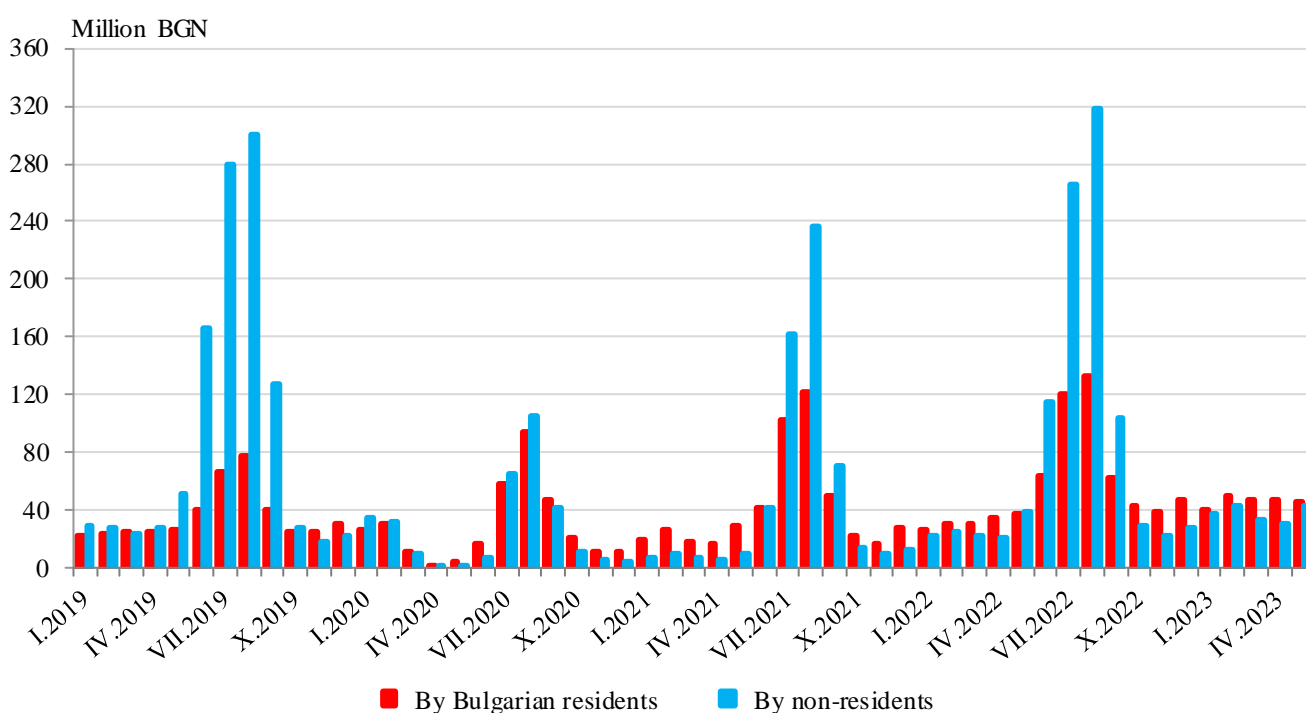
The total occupancy of the bed-places was 19.2% and decreased by 1.1 percentage points compared to May 2022. The highest occupancy of the bed-places was in 4 and 5 stars accommodation establishments - 21.0%, followed by those with 3 stars - 19.5%, and with 1 and 2 stars - 15.3%.

Figure 3. Occupation of the bed-places in accommodation establishments by categories and months



The total revenues from nights spent reached 87.7 million BGN, or by 16.0% more compared to May 2022. An increase in revenues for both Bulgarian residents - by 20.2% and non-residents - by 11.9% was reported.

Figure 4. Revenues from nights spent in accommodation establishments by months





Methodological notes

Since 2012, the statistical survey on **accommodation establishments** has been carried out monthly in compliance with the Regulation 692/2011 of the European Parliament and of the Council concerning European statistics on tourism and the Regulation 1051/2011 of the Commission implementing Regulation 692/2011 of the European Parliament and of the Council concerning European statistics on tourism, as regards the structure of the quality reports and the transmission of the data.

All categorized hotels, camping sites and other types of accommodation establishments with 10 or more bed-places in use during the reporting period are included in the observation.

The indicator **other accommodation establishments** includes holiday settlements, hostels, guest houses, bungalows, rest houses, mountain chalets, private rooms and flats and other establishments for short accommodation.

Available Bed Capacity is the maximum number of bed-places offered for each day of the reference month.

The **revenues from nights spent** in accommodation establishments include the sums paid by the guests, without the extra services.



Annex

Table 1

Activity of accommodation establishments in May 2023¹

Districts	Establishments - in numbers	Bed-places - in numbers	Available bed-nights - in numbers	Nights spent - in numbers		Arrivals in accommodation establishments - in numbers		Revenues from nights spent - Thousand BGN	
				Total	Of which: By non-residents	Total	Of which: Non-residents	Total	Of which: By non-residents
Total	2491	223574	6506165	1247679	562018	527412	186595	87661	42614
Blagoevgrad	177	13857	427926	83165	11801	36340	4986	6827	1056
Burgas	253	68559	1895362	241100	171504	66182	36710	14515	9319
Varna	216	40886	1136416	193571	139957	67064	38827	12724	9267
Veliko Tarnovo	126	4457	137825	27121	6919	16787	4564	1504	497
Vidin	33	1061	33204	5858	933	4328	648	346	60
Vratsa	37	1283	39359	10518	1376	5485	548	477	86
Gabrovo	74	3429	103884	17178	1164	10091	588	842	73
Dobrich	81	12573	356763	49470	29537	19145	9997	3873	2270
Kardzhali	82	2547	78586	13316	1813	7904	1112	702	90
Kyustendil	88	3262	100133	15629	1623	8379	823	1005	134
Lovech	88	4000	121189	22298	1297	11614	717	1353	66
Montana	30	1177	36463	6334	206	2799	110	314	14
Pazardzhik	113	7647	229713	70400	5777	28899	1674	4959	433
Pernik	11	519	16089	3182	699	1462	265	169	49
Pleven	22	1213	37574	15643	7771	5577	981	663	320
Plovdiv	248	12626	389155	106362	25496	52777	12152	7321	2044
Razgrad	16	582	18042	4275	595	2179	258	219	38
Ruse	61	2298	70858	18998	5480	11576	2722	1108	337
Silistra	21	693	21385	3318	538	2208	341	184	39
Sliven	49	1555	48205	9498	2655	4795	751	567	228
Smolyan	192	7518	232876	34613	2297	16617	1038	1803	144
Sofia	88	6151	188834	22387	4573	10467	1494	1384	426
Sofia (stolitsa)	149	14950	462514	183208	121284	94138	57898	19093	14372
Stara Zagora	65	5205	153806	55246	6819	21001	2129	3631	507
Targovishte	14	525	16261	3463	689	2044	269	237	63
Haskovo	65	2651	81152	18813	7033	10994	4159	1172	553
Shumen	72	1645	50736	7757	1226	4725	530	410	72
Yambol	20	705	21855	4958	956	1835	304	259	57

¹ In use.