

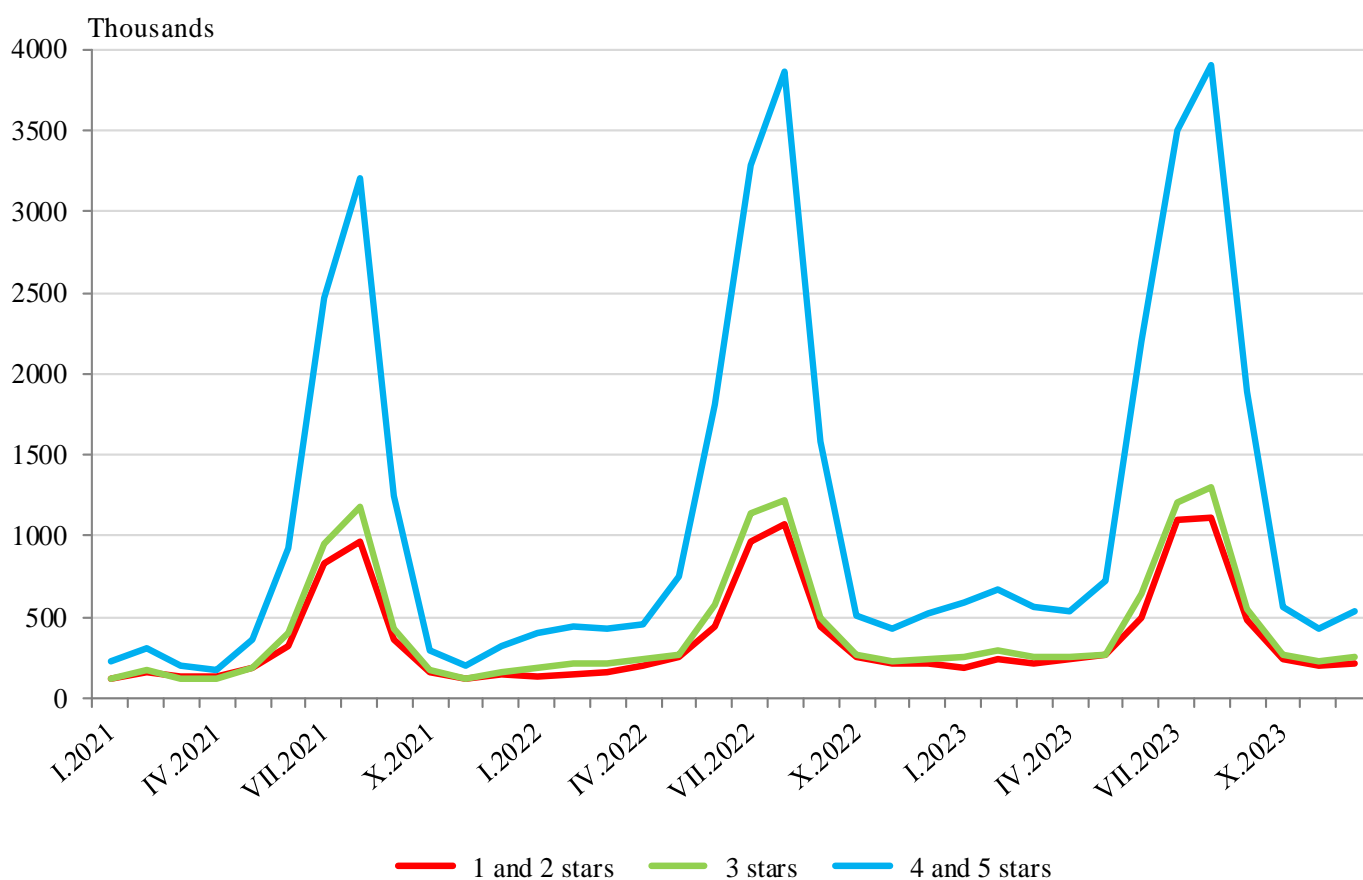
ACTIVITY OF ACCOMMODATION ESTABLISHMENTS¹ IN DECEMBER 2023

In December 2023, 2 229 accommodation establishments - hotels, motels, camping sites, mountain chalets and other establishments for short-term accommodation with 10 or more bed-places, functioned in the country (Annex, Table 1) with 63.6 thousand rooms and 132.0 thousand bed-places in them. In comparison with the same month of the previous year, the accommodation establishments increased by 0.2% and the bed-places in them - by 3.0%.

The total number of nights spent was 995.8 thousand or by 2.9% more in comparison to a year earlier, as the greatest increase - by 7.3%, was observed in 3 stars accommodation establishments.

In 4 and 5-star accommodation establishments were realized 76.0% of all nights spent by non-residents and 46.1% by Bulgarian residents. In 3 stars were spent 16.4% of all nights by non-residents and 28.4% by Bulgarian residents, while in 1 and 2 stars, they were 7.6% and 25.5%, respectively.

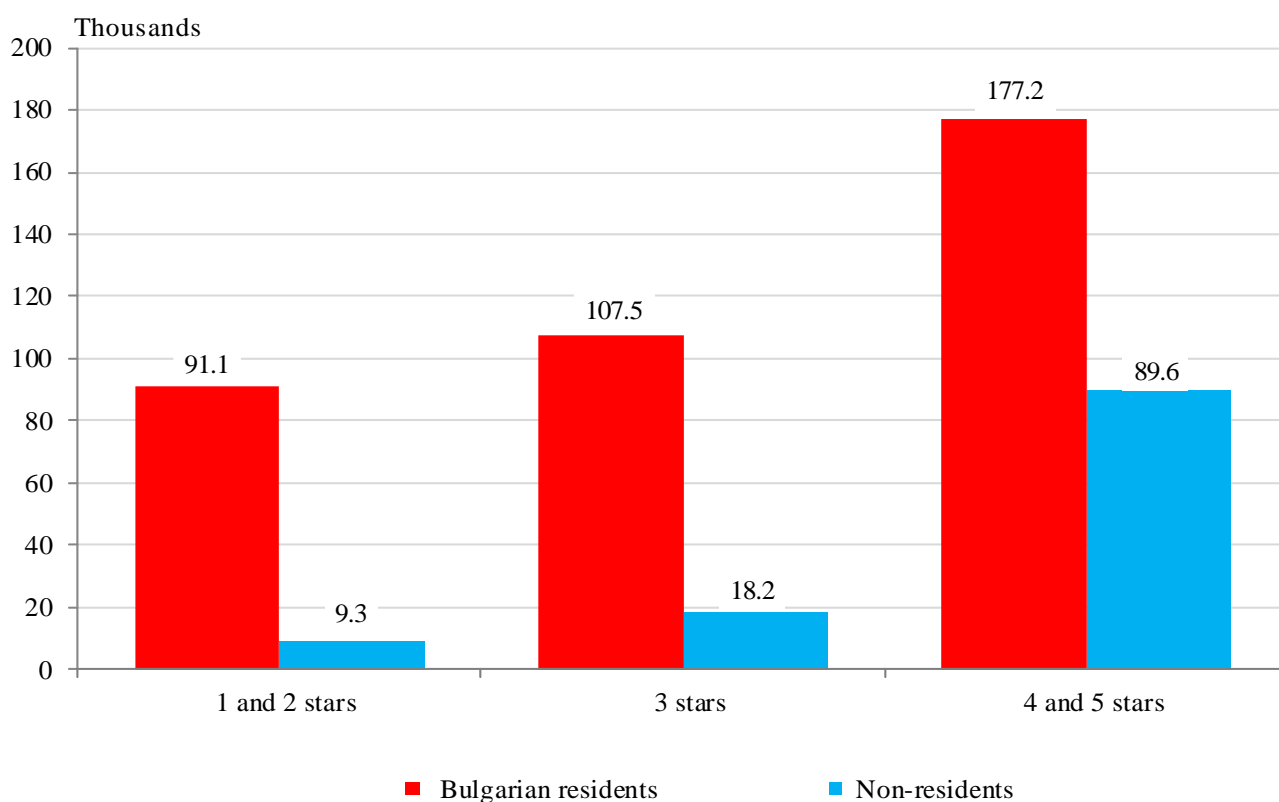
Figure 1. Nights spent in accommodation establishments by categories and months



¹ According to instructions from Eurostat, the refugees from Ukraine are not included in the survey.

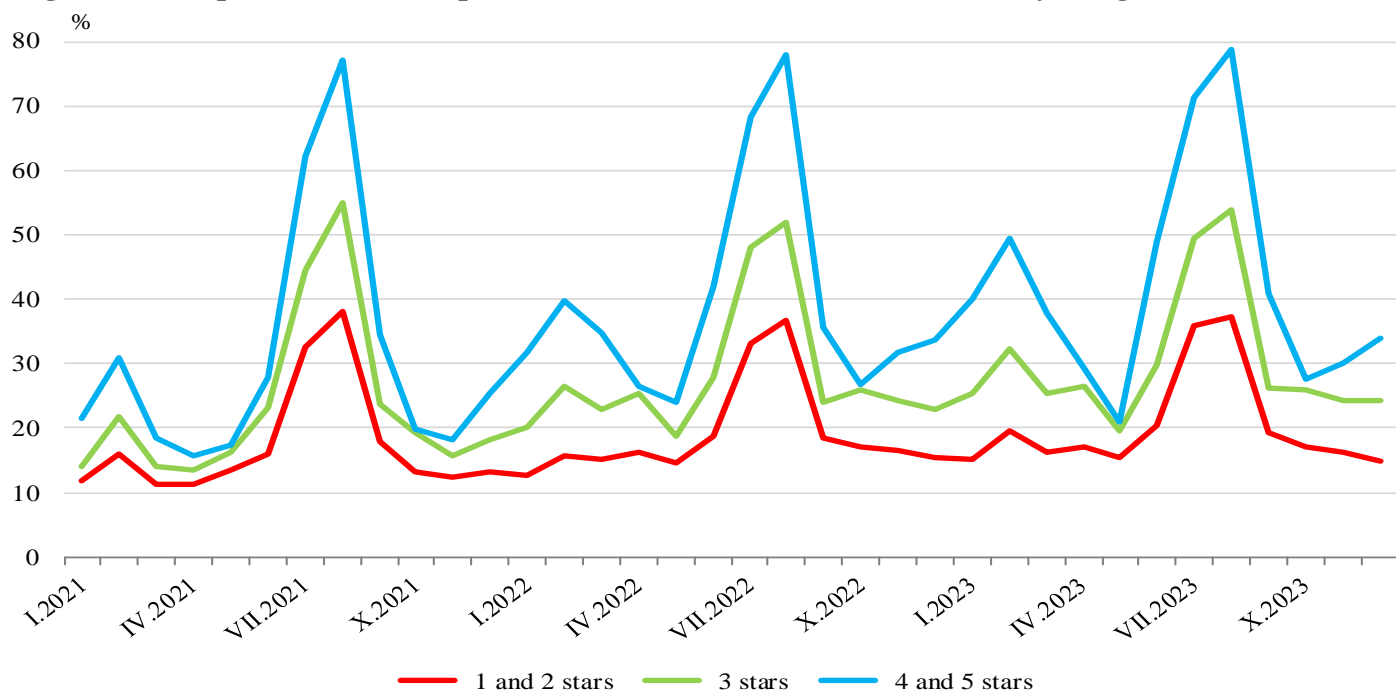
The number of arrivals increased by 4.3% compared to the same month in 2022 and reached 493.0 thousand, as an increase by 7.5% for Bulgarian residents, and a decrease by 4.6% for non-residents was reported. The Bulgarian residents were 375.8 thousand and spent 1.9 nights on average. The arrivals of non-residents were 117.2 thousand, and had 2.3 nights on average, as 76.5% of them spent nights in accommodation establishments with 4 and 5 stars.

Figure 2. Arrivals in accommodation establishments by categories in December 2023



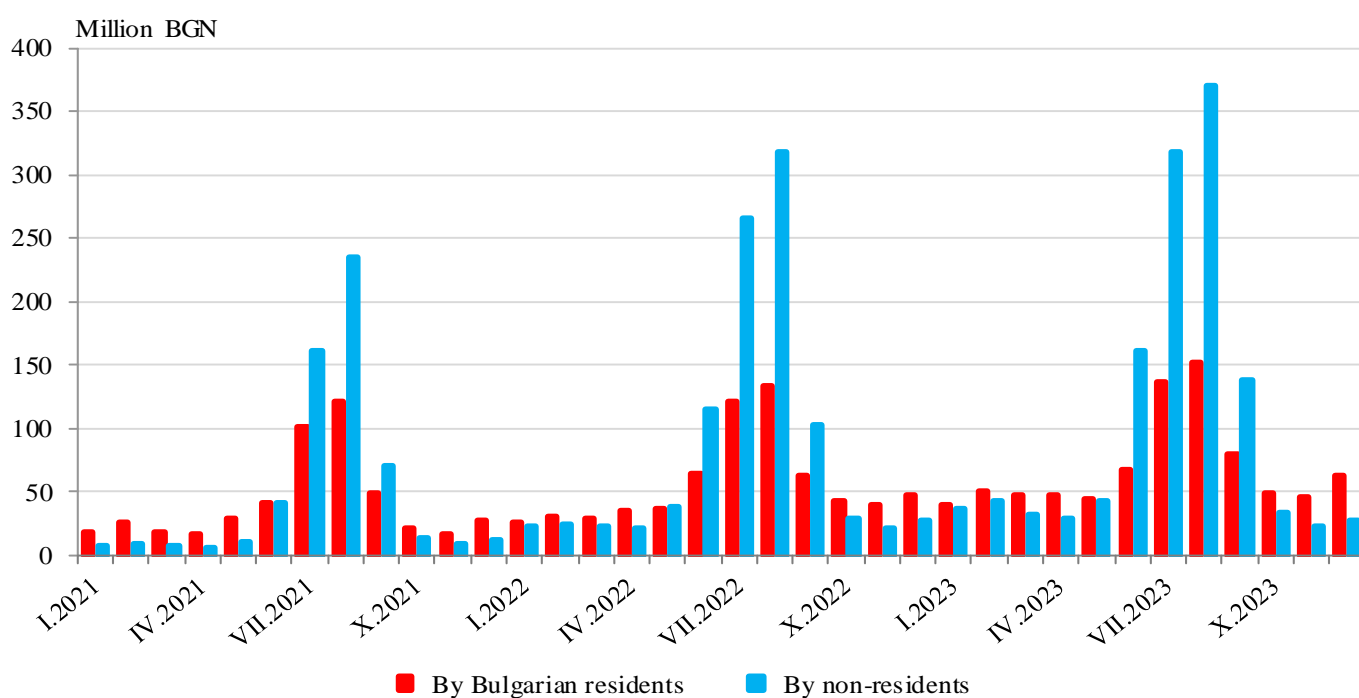
The total occupancy of the bed-places was 24.9% and increased by 0.3 percentage points compared to a year earlier. The highest occupancy of the bed-places was in 4 and 5-star accommodation establishments - 33.9%, followed by those with 3 stars - 24.4%, and with 1 and 2 stars - 14.8%.

Figure 3. Occupation of the bed-places in accommodation establishments by categories and months



The total revenues from nights spent increased by 19.8%, compared to the same month of the previous year and reached 89.7 million BGN, as 62.2 million BGN were from Bulgarian residents and 27.5 million BGN from non-residents.

Figure 4. Revenues from nights spent in accommodation establishments by months





Methodological notes

Since 2012, the statistical survey on **accommodation establishments** has been carried out monthly in compliance with the Regulation 692/2011 of the European Parliament and of the Council concerning European statistics on tourism and the Regulation 1051/2011 of the Commission implementing Regulation 692/2011 of the European Parliament and of the Council concerning European statistics on tourism, as regards the structure of the quality reports and the transmission of the data.

All categorized hotels, camping sites and other types of accommodation establishments with 10 or more bed-places in use during the reporting period are included in the observation.

The indicator **other accommodation establishments** includes holiday settlements, hostels, guest houses, bungalows, rest houses, mountain chalets, private rooms and flats and other establishments for short accommodation.

Available Bed Capacity is the maximum number of bed-places, offered for each day of the reference month.

The **revenues from nights spent** in accommodation establishments include the sums paid by the guests, without the extra services.

Annex

Table 1

Activity of accommodation establishments in December 2023¹

| Districts | Establishments - in numbers | Bed-places - in numbers | Available bed-nights - in numbers | Nights spent - in numbers | | Arrivals in accommodation establishments - in numbers | | Revenues from nights spent - Thousand BGN | |
|------------------|-----------------------------|-------------------------|-----------------------------------|---------------------------|----------------------------|---|-------------------------|---|----------------------------|
| | | | | Total | Of which: By non-residents | Total | Of which: Non-residents | Total | Of which: By non-residents |
| Total | 2229 | 131970 | 4004548 | 995790 | 271487 | 493024 | 117183 | 89741 | 27522 |
| Blagoevgrad | 226 | 18959 | 581500 | 173843 | 60851 | 75371 | 22045 | 20288 | 6327 |
| Burgas | 92 | 7386 | 227473 | 40763 | 6014 | 19623 | 2592 | 3703 | 608 |
| Varna | 136 | 11969 | 370283 | 55560 | 23671 | 28681 | 8868 | 4648 | 2149 |
| Veliko Tarnovo | 120 | 4241 | 131471 | 20732 | 2941 | 12127 | 1751 | 1325 | 240 |
| Vidin | 25 | 928 | 27858 | 3799 | 449 | 2667 | 333 | 230 | 28 |
| Vratsa | 36 | 1258 | 38614 | 8402 | 586 | 4059 | 236 | 421 | 35 |
| Gabrovo | 66 | 3027 | 93279 | 12794 | 676 | 7532 | 332 | 815 | 52 |
| Dobrich | 44 | 4905 | 149657 | 20626 | 6364 | 9516 | 2711 | 2767 | 942 |
| Kardzhali | 72 | 2329 | 70295 | 6436 | 847 | 4505 | 479 | 374 | 52 |
| Kyustendil | 78 | 2976 | 91411 | 18191 | 832 | 9903 | 444 | 1344 | .. |
| Lovech | 109 | 4471 | 133635 | 23495 | 1015 | 12267 | 397 | 2020 | 52 |
| Montana | 32 | 1516 | 46916 | 6832 | 356 | 3895 | 160 | 373 | 21 |
| Pazardzhik | 110 | 7370 | 223074 | 85026 | 2956 | 38205 | 1129 | 8461 | 373 |
| Pernik | 10 | 441 | 13671 | 3060 | 548 | 1714 | 235 | 190 | .. |
| Pleven | 21 | 1198 | 36203 | 8663 | 3426 | 4037 | 563 | 445 | 138 |
| Plovdiv | 228 | 12018 | 364628 | 105595 | 17884 | 57075 | 8860 | 8019 | 1367 |
| Razgrad | 16 | 648 | 20088 | 2579 | 400 | 1160 | 115 | 157 | 26 |
| Ruse | 57 | 2249 | 69299 | 12581 | 2948 | 7413 | 1496 | 777 | 219 |
| Silistra | 21 | 690 | 21320 | 2717 | 376 | 1617 | 167 | 137 | 23 |
| Sliven | 49 | 1559 | 47515 | 7545 | 1502 | 3623 | 419 | 464 | 140 |
| Smolyan | 213 | 9365 | 289499 | 70478 | 5712 | 27618 | 1805 | 4429 | 463 |
| Sofia | 97 | 7287 | 223269 | 59993 | 17466 | 28684 | 5414 | 6054 | 1999 |
| Sofia (stolitsa) | 145 | 14897 | 429387 | 170607 | 101953 | 95776 | 51266 | 16972 | 11228 |
| Stara Zagora | 60 | 4900 | 144080 | 47570 | 3888 | 19656 | 1074 | 3449 | 274 |
| Targovishte | 12 | 485 | 14919 | 2104 | 386 | 1424 | 151 | 172 | 38 |
| Haskovo | 65 | 2667 | 77525 | 16642 | 6208 | 9681 | 3753 | 1176 | 529 |
| Shumen | 71 | 1579 | 48049 | 6260 | 582 | 3748 | 244 | 367 | 45 |
| Yambol | 18 | 652 | 19630 | 2897 | 650 | 1447 | 144 | 164 | 35 |

¹ In use.

‘..’ - confidential data.