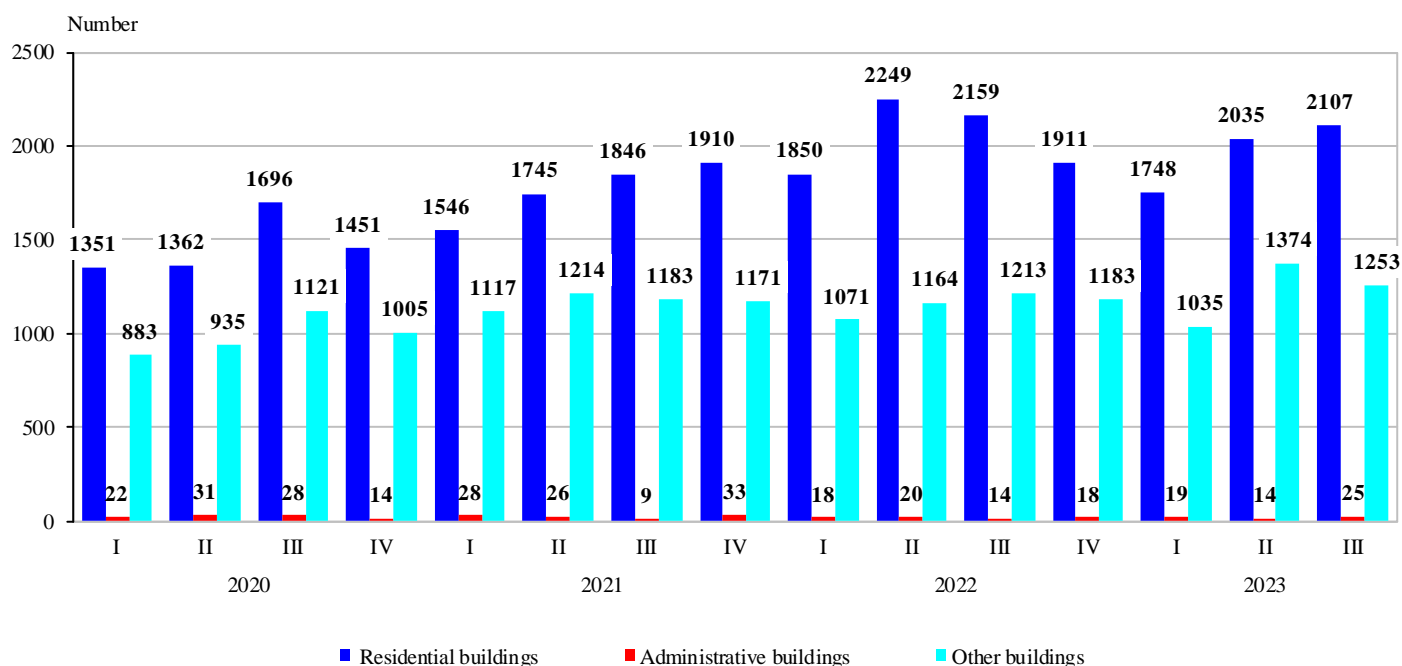


BUILDING PERMITS, ISSUED AND CONSTRUCTION OF NEW BUILDINGS STARTED IN THE THIRD QUARTER OF 2023

In the third quarter of 2023, the municipal authorities issued **building permits** for the construction of 2 107 residential buildings with 9 805 dwellings and 1 136 008 sq. m gross building area, 25 administrative buildings/offices with 78 971 sq. m gross building area and 1 253 other buildings with 795 230 sq. m gross building area.

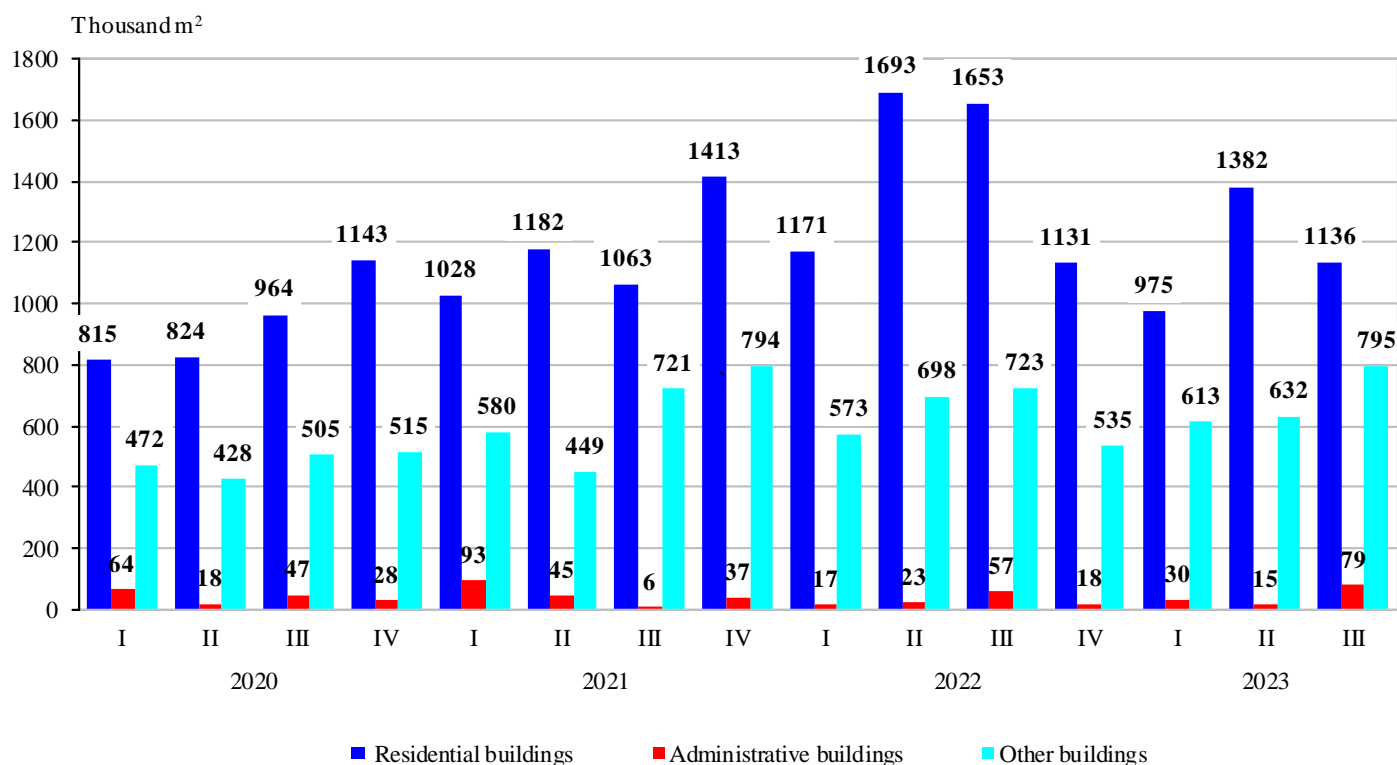
As compared to the previous quarter, the issued building permits for residential buildings increased by 3.5%, while their dwellings decreased by 18.8% and the gross building area - by 17.8%. The issued building permits for administrative buildings have shown an increase of 78.6% and their gross building area - over four times. Issued building permits for other buildings fell by 8.8%, but their gross building area rose by 25.8%.

Figure 1. Building permits, issued for the construction of new buildings by type and quarter



As compared to the third quarter of 2022, the issued building permits for new residential buildings were fewer by 2.4%, their dwellings - by 33.3%, and the gross building area - by 31.3%. The issued building permits for administrative buildings and their gross building area increased by 78.6 and 38.7%, respectively. Issued building permits for other buildings went up by 3.3% and their gross building area - by 10.0%.

Figure 2. Building permits, issued for construction - gross building area by type of buildings and quarter

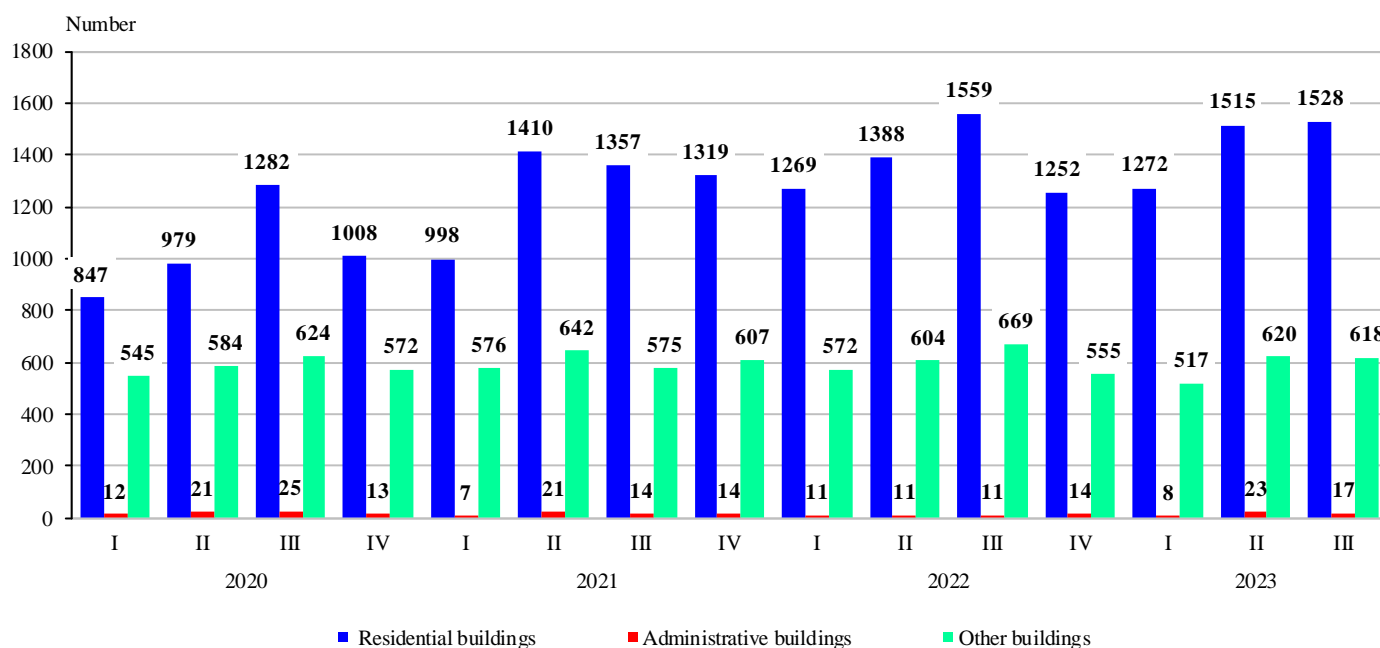


The highest number of building permits for new residential buildings was issued in the following districts: Sofia (stolitsa) - 351, Plovdiv - 344, Sofia - 191, Varna - 169 and Burgas - 161. Most dwellings are to be built in the districts: Sofia (stolitsa) - 4 099, Plovdiv - 1 218, Burgas - 1 027, Varna - 933 and Sofia - 401 (Annex, Table 1).

In the third quarter of 2023, **the construction** of 1 528 residential buildings with 7 576 dwellings and 865 719 sq. m gross building area, 17 administrative buildings/offices with 11 384 sq. m gross building area and 618 other buildings with 579 406 sq. m gross building area **began**.

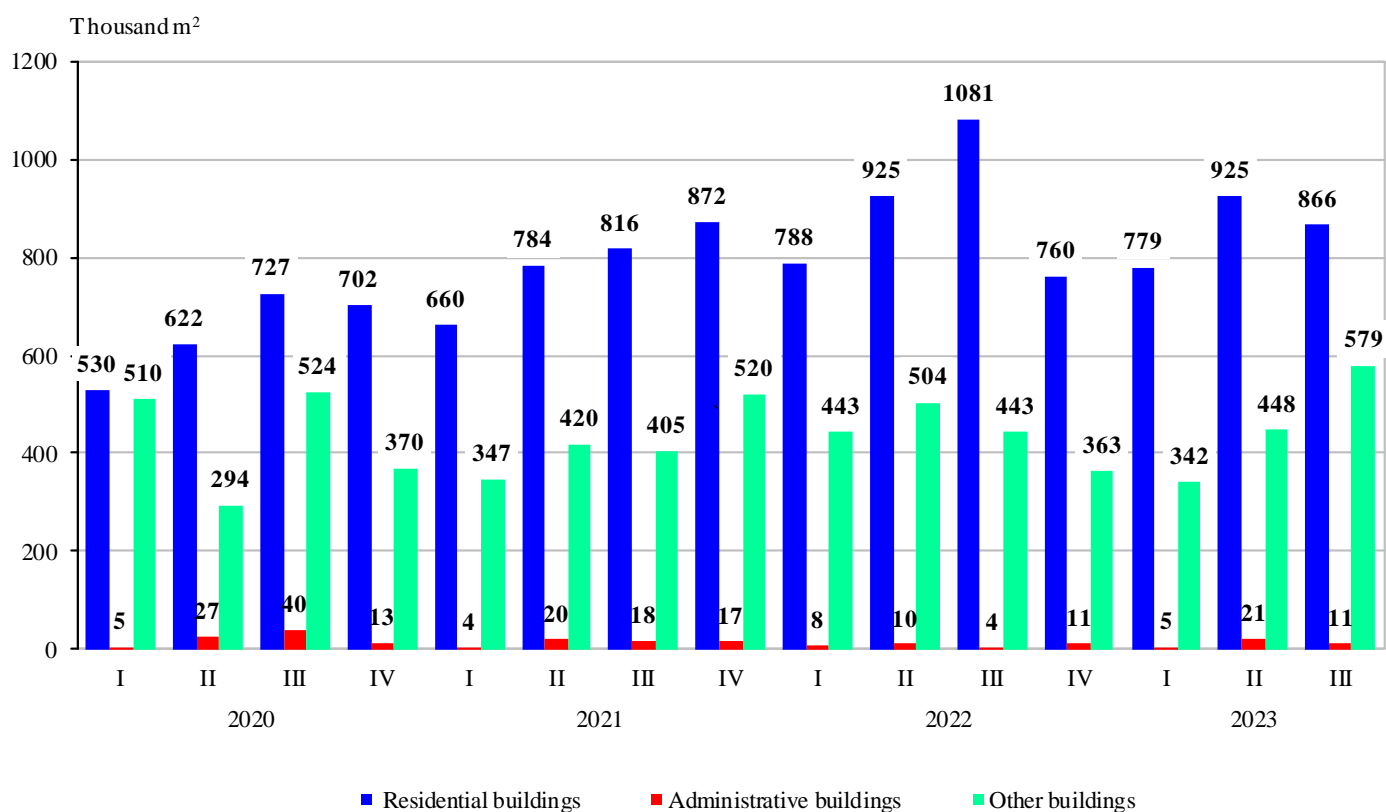
As compared to the previous quarter, the started residential buildings increased by 0.9%, but their dwellings fell by 6.9% and the gross building area - by 6.4%. The started administrative buildings and other buildings decreased by 26.1% and 0.3%, respectively. At the same time, the gross building area of administrative buildings was down by 45.2%, but for other buildings increased by 29.4%.

Figure 3. Started construction of new buildings by type and quarter



As compared to the third quarter of 2022, the number of started new residential buildings decreased by 2.0%, their dwellings - by 14.1%, and the gross building area - by 19.9%. The number of started administrative buildings increased by 54.5% and their gross building area - by 172.8%. The construction of 7.6% fewer other buildings was started, but with 30.8% larger gross building area.

Figure 4. Started construction - gross building area by type of buildings and quarter



The construction of the highest number of new buildings was started in the following districts: Sofia (stolitsa) - 279 residential buildings, 8 administrative buildings and 31 other buildings; Plovdiv - 239 residential buildings, 5 administrative buildings and 80 other buildings; Varna - 175 residential buildings and 27 other buildings; Sofia - 147 residential buildings and 42 other buildings (Annex, Table 2).



Methodological notes

The quarterly statistical survey of permits issued for construction collects information about building permits issued by municipal authorities as well as for the started construction of new buildings according to their type and gross building area. This information may be used as an indicator of the future construction activity of enterprises in the country.

Types of buildings are classified according to the Classification of types of construction (CC) and are divided into:

- Residential - buildings for which the useful floor area is mostly used for permanent residential habitation.
- Non-residential - buildings for various purposes, including:
 - administrative - offices and buildings for administrative work of departments and other organizations and associations (representative buildings - banks, post offices, government department offices, conference and congress centres, low courts, municipalities);
 - other buildings - buildings used for different activities: production, trade, transport, education, culture, sports, agriculture, health, recreation and facilities for a short stay (hotels, motels, rest houses, huts and others).

Gross building area - a sum of all floors' areas in external dimensions.

Annex

Table 1

Building permits, issued for the construction of new buildings in the third quarter of 2023

Districts	Residential buildings			Administrative buildings		Other buildings	
	Number	Number of dwellings	Gross building area - sq. m	Number	Gross building area - sq. m	Number	Gross building area - sq. m
Total	2107	9805	1136008	25	78971	1253	795230
Blagoevgrad	133	300	47298	60	14696
Burgas	161	1027	100442	-	-	30	47732
Varna	169	933	87919	80	43388
Veliko Tarnovo	45	122	18343	-	-	34	37031
Vidin	3	2	958	-	-	5	531
Vratsa	12	20	4498	-	-	33	20425
Gabrovo	34	46	7734	-	-	13	5334
Dobrich	48	51	7557	-	-	36	7356
Kardzhali	32	186	24969	-	-	11	6728
Kyustendil	47	47	8390	-	-	35	37140
Lovech	22	23	3149	-	-	28	1901
Montana	11	11	2349	14	1694
Pazardzhik	97	191	27762	-	-	67	22754
Pernik	74	205	28197	-	-	35	5339
Pleven	22	53	7397	24	11094
Plovdiv	344	1218	148221	6	7593	154	163925
Razgrad	14	14	2549	-	-	23	11758
Ruse	32	35	6228	-	-	90	29865
Silistra	18	18	2548	21	5634
Sliven	49	122	19357	-	-	27	7980
Smolyan	13	22	3172	-	-	32	5828
Sofia	191	401	63343	84	42116
Sofia (stolitsa)	351	4099	433818	10	67421	38	166653
Stara Zagora	69	268	35113	-	-	154	63481
Targovishte	16	86	6329	-	-	11	1538
Haskovo	50	182	22981	36	19269
Shumen	27	42	5272	54	6323
Yambol	23	81	10115	-	-	24	7717

'..' - Confidential data.

'-' - No case.



Table 2

Building construction started in the third quarter of 2023

Districts	Residential buildings			Administrative buildings		Other buildings	
	Number	Number of dwellings	Gross building area - sq. m	Number	Gross building area - sq. m	Number	Gross building area - sq. m
Total	1528	7576	865719	17	11384	618	579406
Blagoevgrad	79	180	28051	-	-	27	8772
Burgas	76	857	96269	-	-	17	60372
Varna	175	890	87945	27	13744
Veliko Tarnovo	30	116	13052	-	-	16	9489
Vidin	3	2	1417	-	-	-	-
Vratsa	6	6	1061	-	-	15	17482
Gabrovo	23	48	7336	-	-	8	2356
Dobrich	34	67	6171	-	-	24	3108
Kardzhali	28	444	47574	-	-	4	1704
Kyustendil	20	20	3157	-	-	9	1158
Lovech	16	18	2119	-	-	15	2197
Montana	9	20	3476	-	-	12	9265
Pazardzhik	85	185	22932	-	-	62	14843
Pernik	48	61	9103	-	-	7	2007
Pleven	10	28	3569	10	5276
Plovdiv	239	686	87495	5	1209	80	201932
Razgrad	14	26	4010	-	-	7	1300
Ruse	17	49	5517	-	-	30	70290
Silistra	14	14	2757	-	-	16	4482
Sliven	16	22	4115	-	-	16	4464
Smolyan	10	11	2232	-	-	10	1168
Sofia	147	227	34714	42	41931
Sofia (stolitsa)	279	2953	322810	8	9508	31	36715
Stara Zagora	71	380	38021	-	-	84	33108
Targovishte	8	29	2608	-	-	6	1108
Haskovo	37	161	18533	-	-	16	25876
Shumen	20	23	3709	-	-	20	1787
Yambol	14	53	5966	-	-	7	3472

'..' - Confidential data.

'-' - No case.