

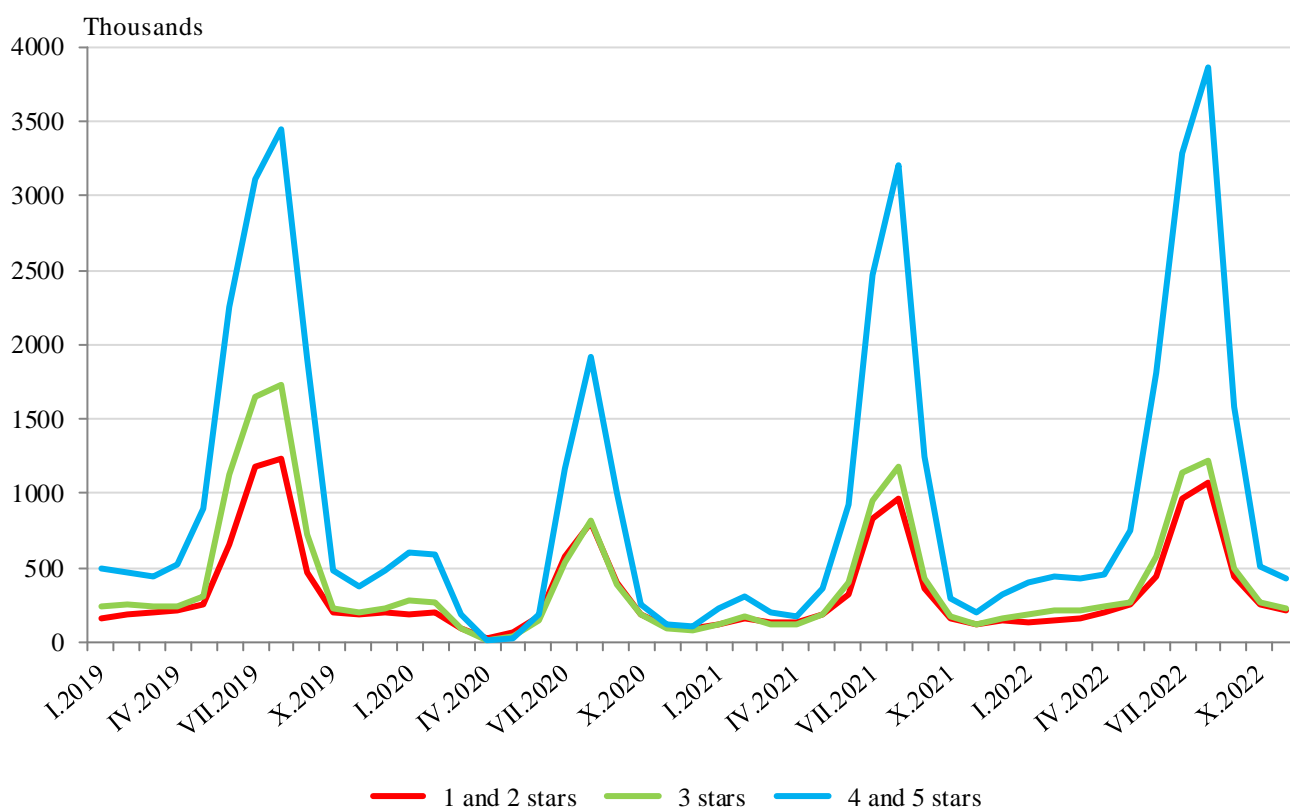
ACTIVITY OF ACCOMMODATION ESTABLISHMENTS¹ IN NOVEMBER 2022

In November 2022, 2 072 accommodation establishments - hotels, motels, camping sites, mountain chalets and other establishments for short-term accommodation with more than 10 bed-places, functioned in the country (Annex, Table 1) with 57.5 thousand rooms and 118.3 thousand bed-places in them. In comparison with November 2021, the total number of accommodation establishments (functioned during the period) increased by 32.1% and the bed-places in them - by 26.3%.

The total number of nights spent in all accommodation establishments in November 2022 was 855.0 thousand, or by 98.3% more in comparison with the same month of the previous year. The nights spent by Bulgarian residents were 607.1 thousand and by non-residents - 247.9 thousand.

In November 2022, 71.8% of all nights spent by non-residents and 41.1% of all nights spent by Bulgarian residents were realized in 4 and 5 stars hotels. In 3 star accommodation establishments, were spent 19.1% of all nights by non-residents and 28.6% of all nights by Bulgarian residents, while in the rest of the accommodation establishments (with 1 and 2 stars), they were 9.1% and 30.3%, respectively.

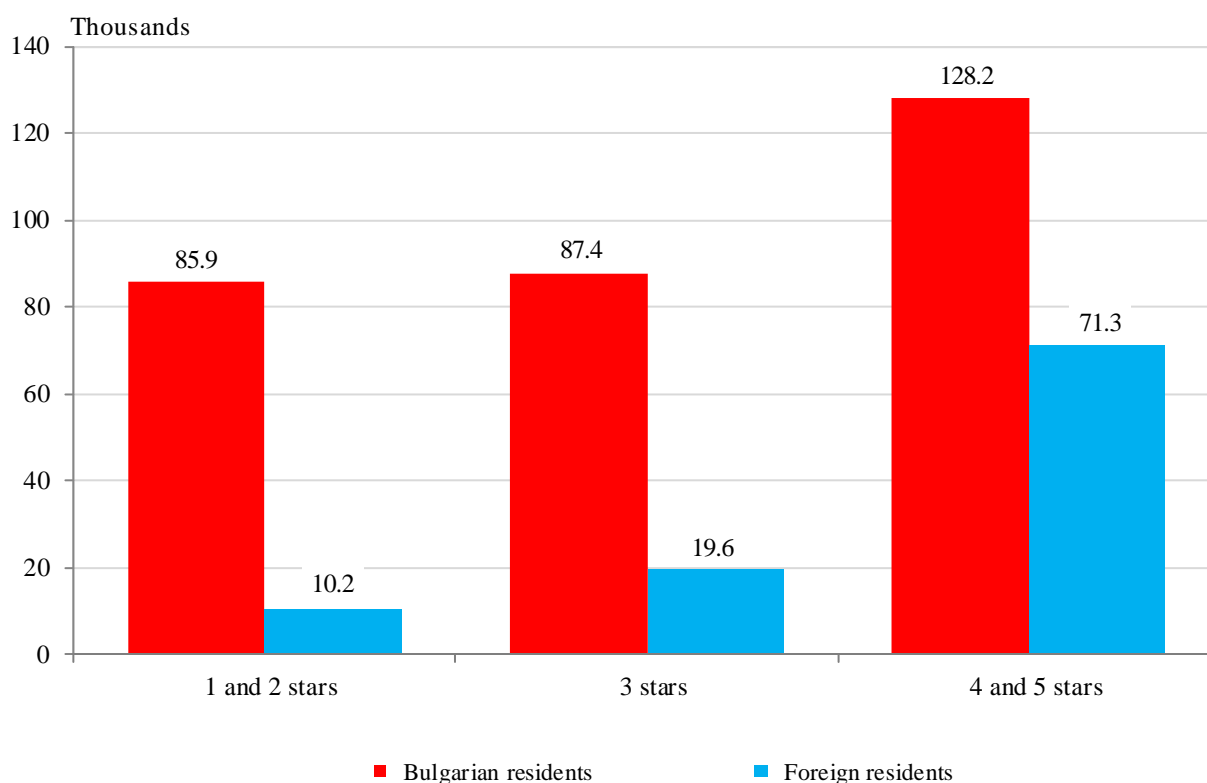
Figure 1. Nights spent in accommodation establishments by categories and months



¹ According to instructions from Eurostat, the refugees from Ukraine are not included in the survey.

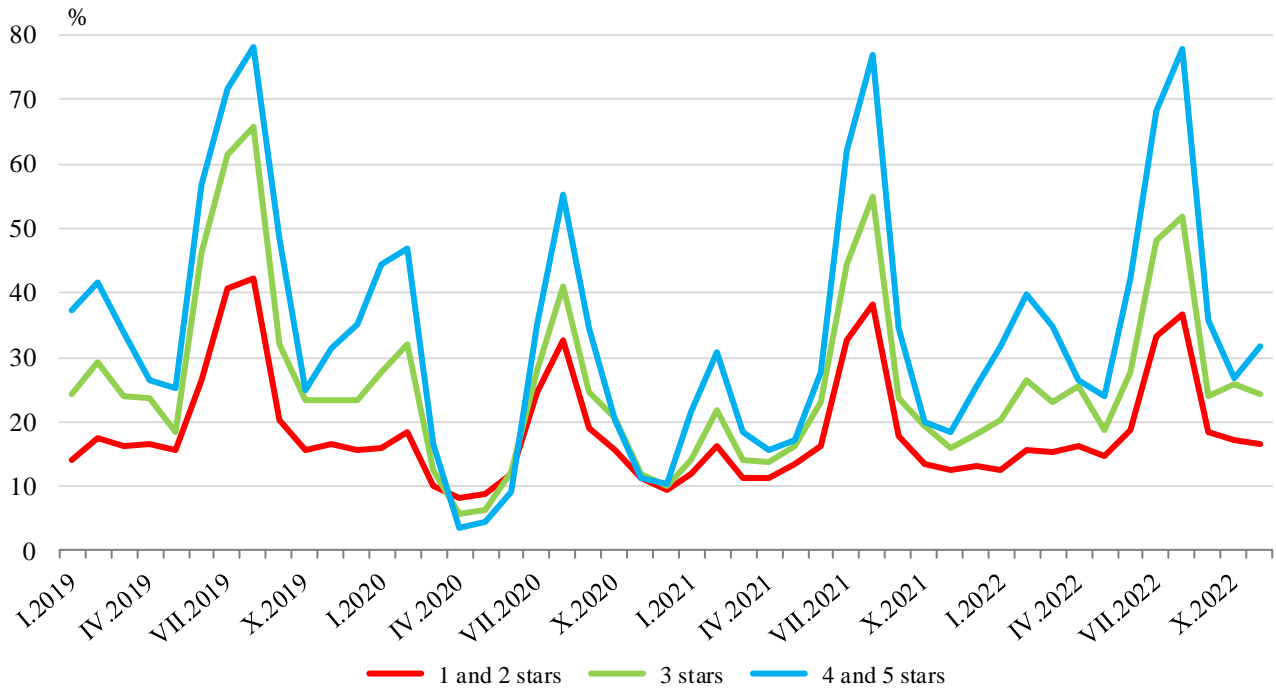
In November 2022, the number of arrivals in all accommodation establishments increased by 97.4% compared to the same month of 2021, and reached 402.6 thousand. Bulgarian residents spent nights in accommodation establishments in November 2022 were 301.5 thousand and spent 2.0 nights on average. The arrivals of non-residents were 101.1 thousand, and had 2.5 nights on average, as 70.5% of them spent nights in hotels with 4 and 5 stars.

Figure 2. Arrivals in accommodation establishments by categories in November 2022



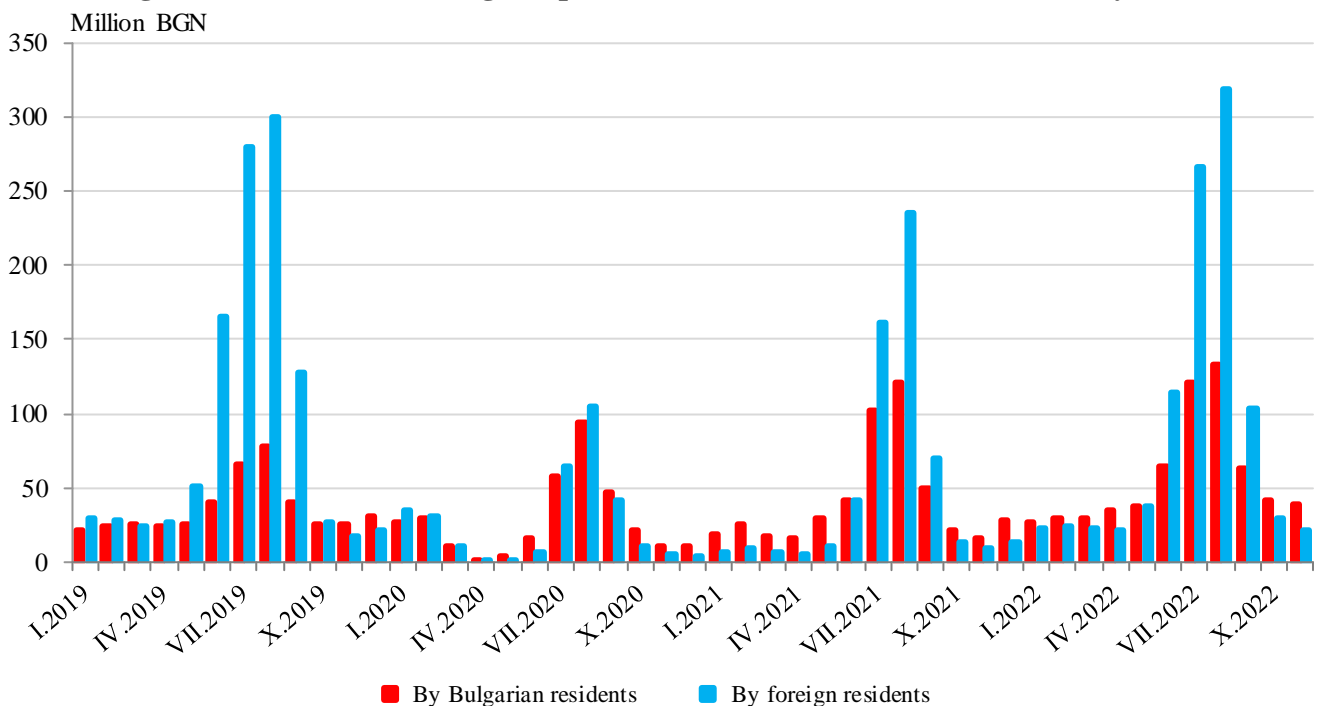
In November 2022, the total occupancy of the bed-places in accommodation establishments was 24.4% and increased by 8.8 percentage points compared to November 2021. The highest occupancy of the bed-places was in 4 and 5 stars accommodation establishments - 31.8%, followed by 3 star accommodation establishments - 24.2%, and with 1 and 2 stars - 16.6%.

Figure 3. Occupation of the bed-places in accommodation establishments by categories and months



The total revenues from nights spent in November 2022 reached 61.2 million BGN, as 39.2 million BGN were from Bulgarian residents and 22.0 million BGN - from non-residents.

Figure 4. Revenues from nights spent in accommodation establishments by months





Methodological notes

Since 2012, the statistical survey on **accommodation establishments** has been carried out monthly in compliance with the Regulation 692/2011 of the European Parliament and of the Council concerning European statistics on tourism and the Regulation 1051/2011 of the Commission implementing Regulation 692/2011 of the European Parliament and of the Council concerning European statistics on tourism, as regards the structure of the quality reports and the transmission of the data.

All categorized hotels, camping sites and other types of accommodation establishments with more than 10 bed-places in use during the reporting period are included in the observation.

The indicator **other accommodation establishments** includes holiday settlements, hostels, guest houses, bungalows, rest houses, mountain chalets, private rooms and flats and other establishments for short accommodation.

Available Bed Capacity is the maximum number of bed-places offered for each day of the reference month.

The **revenues from nights spent** in accommodation establishments include the sums paid by the guests, without the extra services.



Annex

Table 1

Activity of accommodation establishments in November 2022¹

Districts	Establishments - in numbers	Bed-places - in numbers	Available bed-nights - in numbers	Nights spent - in numbers		Arrivals in accommodation establishments - in numbers		Revenues from nights spent - Thousand BGN	
				Total	Of which: By non-residents	Total	Of which: Non-residents	Total	Of which: By non-residents
Total	2072	118264	3504279	854953	247852	402551	101092	61210	21976
Blagoevgrad	170	13779	407136	94913	13852	43746	5841	8085	1148
Burgas	93	6866	200370	36155	5605	14302	2742	2481	485
Varna	132	10947	328410	52362	27982	22881	9198	3449	1942
Veliko Tarnovo	113	4049	121470	20559	3499	12441	2174	1163	248
Vidin	29	978	28060	4252	..	2559	425	218	41
Vratsa	36	1247	37410	8825	1336	3672	363	340	72
Gabrovo	61	2893	86790	13278	1017	7526	495	663	70
Dobrich	50	5272	154800	17123	4376	8517	2359	1462	386
Kardzhali	63	2017	60302	6959	722	4696	395	353	35
Kyustendil	81	3051	91418	14451	1250	7803	608	910	88
Lovech	83	3609	106207	20343	1241	10089	440	1275	65
Montana	30	1188	35040	6075	165	2938	105	264	11
Pazardzhik	111	7504	218903	81550	4108	35120	1331	5920	320
Pernik	12	504	15120	3719	836	1546	260	183	53
Pleven	24	1247	37410	15864	..	4477	853	630	372
Plovdiv	227	11919	353978	98923	15520	50420	7693	6160	1147
Razgrad	15	566	16980	4462	765	2081	304	214	42
Ruse	63	2363	70652	14710	3070	8962	1742	820	223
Silistra	21	705	21150	3787	415	2195	226	177	28
Sliven	43	1421	42210	8387	4297	3450	529	585	354
Smolyan	171	5937	177900	23449	501	11045	265	1144	30
Sofia	74	5586	167520	24605	1719	13933	755	1417	133
Sofia (stolitsa)	147	14820	434814	203900	134547	96289	56853	18807	13838
Stara Zagora	61	4607	135719	44715	3112	16578	1063	2681	234
Targovishte	12	456	13680	2496	471	1326	217	167	36
Haskovo	65	2570	76120	18859	5178	9030	3071	1117	447
Shumen	65	1487	44430	5943	1011	3245	458	306	78
Yambol	20	676	20280	4289	969	1684	327	219	50

¹ In use.

‘..’ - confidential data.