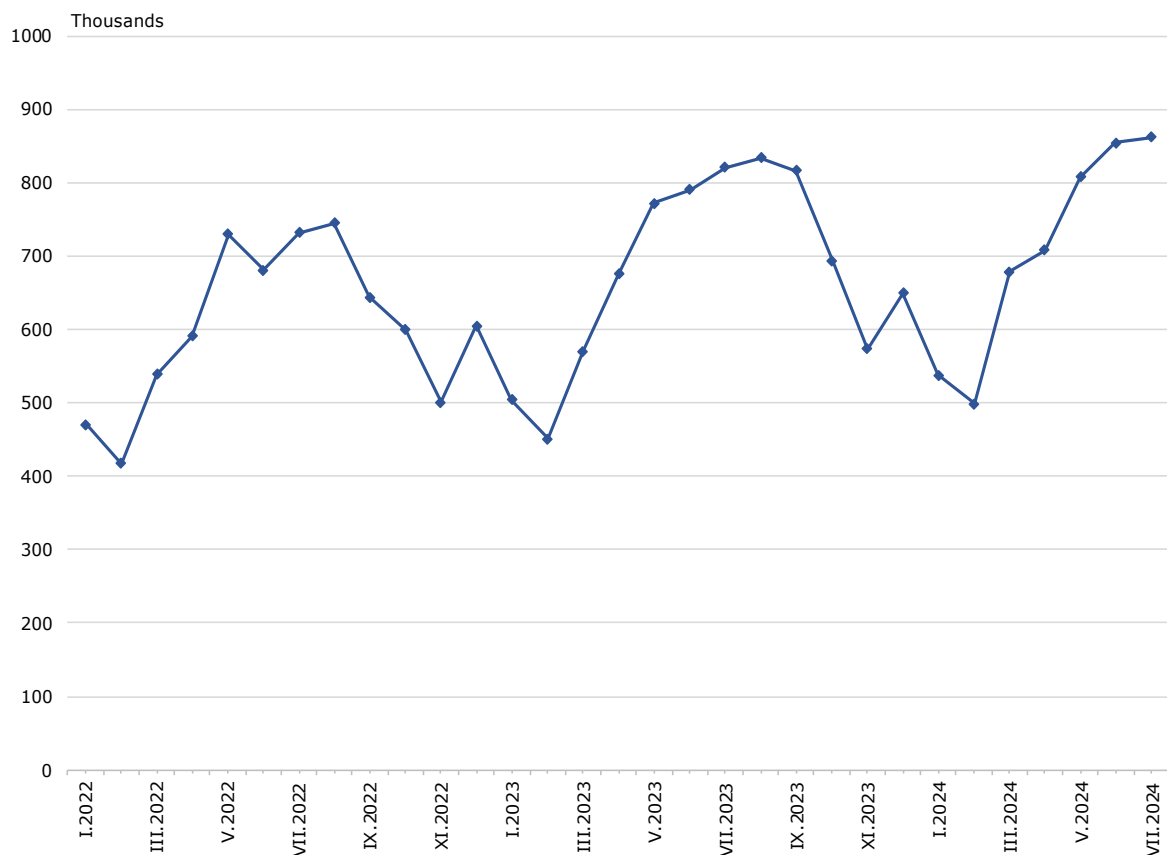




TRIPS OF BULGARIAN RESIDENTS ABROAD AND ARRIVALS OF VISITORS FROM ABROAD TO BULGARIA IN JULY 2024

In July 2024, **the number of trips of Bulgarian residents abroad** was 861.8 thousand (Annex, Table 1), or 5.0% above the registered in July 2023. An increase was registered in the trips with holiday and recreation purposes - by 11.1%, and with other purposes (as a guest, education, and visiting cultural and sports events) - by 0.6%, while those with professional purposes decreased by 1.0% (Figure 1).

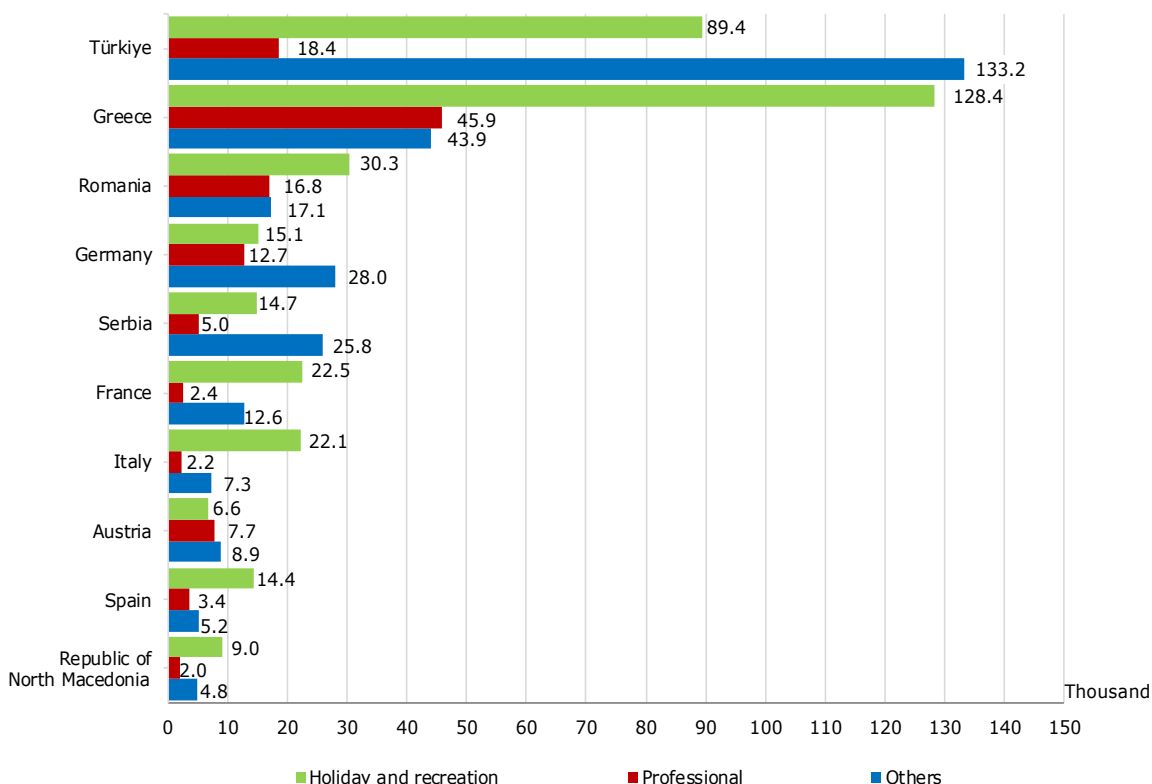
Figure 1. Trips of Bulgarian residents abroad by months



Most trips of Bulgarian residents were made to: Türkiye - 241.0 thousand, Greece - 218.2 thousand, Romania - 64.2 thousand, Germany - 55.8 thousand, Serbia - 45.5 thousand, France - 37.5 thousand, Italy - 31.6 thousand, Austria - 23.2 thousand, Spain - 23.0 thousand, Republic of North Macedonia - 15.8 thousand (Figure 2).

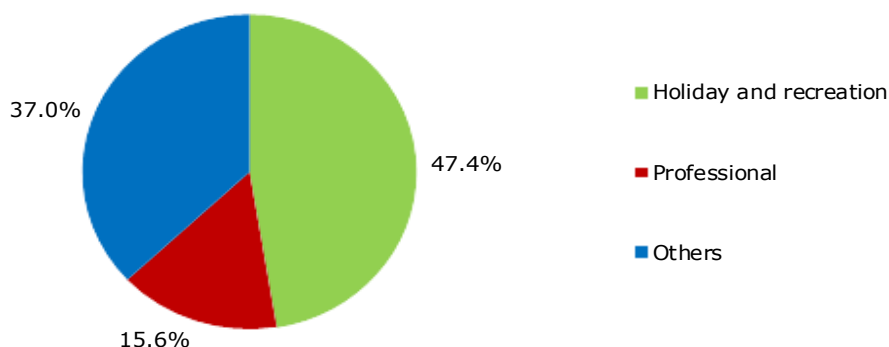
TRIPS OF BULGARIAN RESIDENTS ABROAD AND ARRIVALS OF VISITORS FROM ABROAD TO BULGARIA IN JULY 2024

Figure 2. Most visited countries by Bulgarian citizens, by purpose of travel, in July 2024



The trips with holiday and recreation purposes formed the greatest share of the total number of trips of Bulgarian residents abroad - 47.4%, followed by those with other purposes - 37.0%, and with professional purposes - 15.6% (Figure 3).

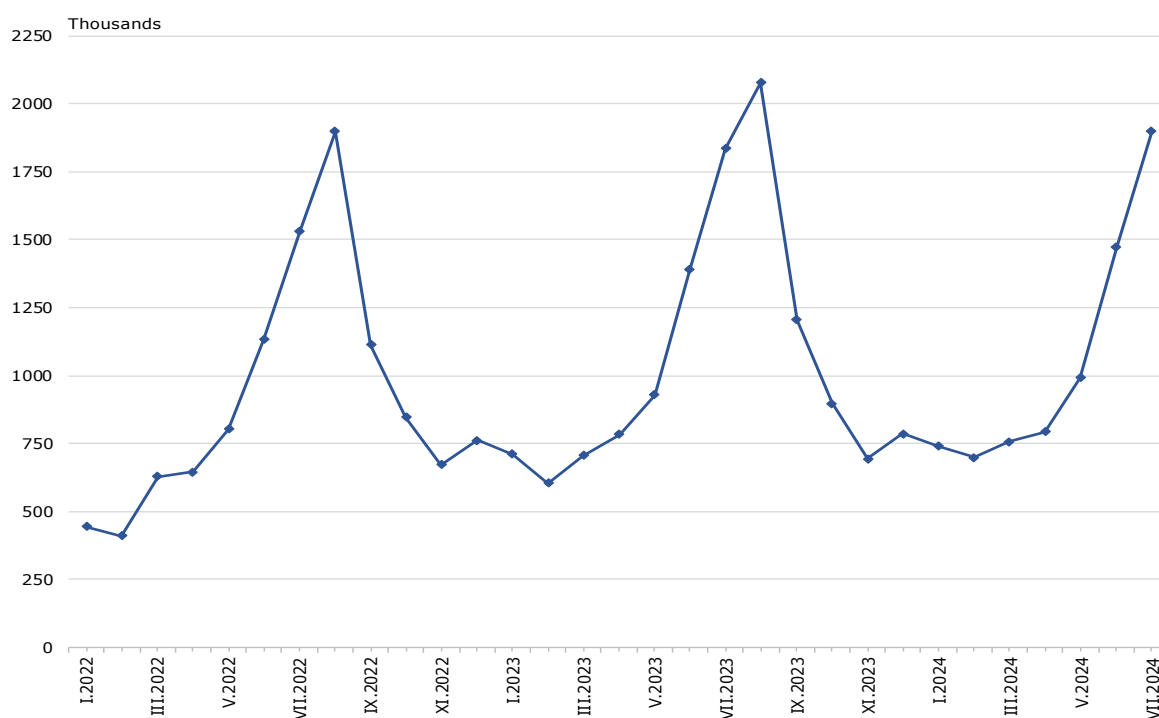
Figure 3. Structure of the trips of Bulgarian residents abroad by purpose of visit in July 2024



TRIPS OF BULGARIAN RESIDENTS ABROAD AND ARRIVALS OF VISITORS FROM ABROAD TO BULGARIA IN JULY 2024

In July 2024, **the number of visits of non-residents to Bulgaria** was 1 898.4 thousand (Annex, Table 2), or 3.4% more in comparison with the same month of the previous year (Figure 4). An increase was registered in the trips with holiday and recreation purposes - by 8.6%, and with professional purposes - by 1.0%, while those with other purposes decreased by 2.3%. Transit passes through the country were 35.7% (676.8 thousand) of all visits of non-residents to Bulgaria.

Figure 4. Arrivals of visitors from abroad to Bulgaria by months



The share of visits of EU citizens was 50.3% of the total number of non-residents' visits to Bulgaria and reached 954.1 thousand, the largest being by visitors from Romania - 28.6%, Germany - 17.1%, and Poland - 10.0%.

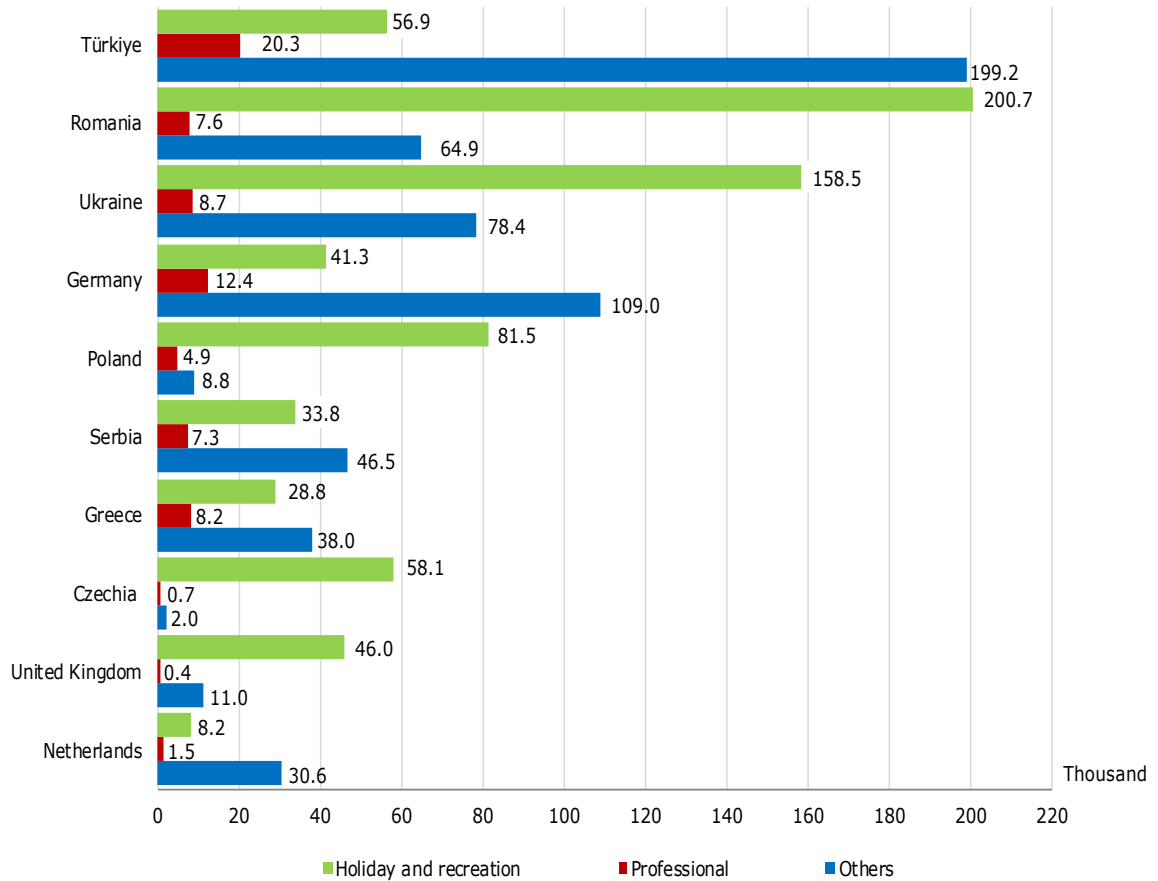
The visits of non-residents in the group 'Other European countries'¹ were 739.8 thousand, or 39.0% of all visits to Bulgaria. The highest registered number of visits was from Türkiye - 276.4 thousand, or 37.4% in this group.

Most visits to Bulgaria were from: Türkiye - 276.4 thousand, Romania - 273.2 thousand, Ukraine - 245.6 thousand, Germany - 162.7 thousand, Poland - 95.2 thousand, Serbia - 87.6 thousand, Greece - 75.0 thousand, Czechia - 60.8 thousand, the United Kingdom - 57.4 thousand, the Netherlands - 40.3 thousand (Figure 5).

¹ Group 'Other European countries' includes countries in Europe outside the EU.

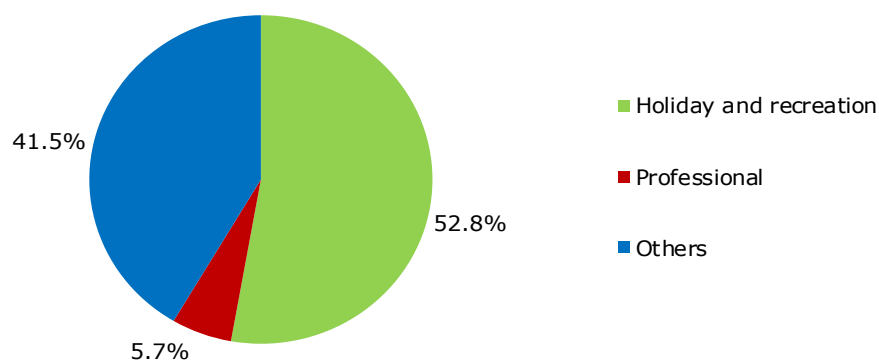
**TRIPS OF BULGARIAN RESIDENTS ABROAD AND ARRIVALS OF VISITORS FROM
ABROAD TO BULGARIA IN JULY 2024**

**Figure 5. Countries with the highest total number of visits to Bulgaria,
by purpose of travel, in July 2024**



The predominant share of the visits was with holiday and recreation purposes - 52.8%, followed by trips with other purposes - 41.5%, and with professional purposes - 5.7% (Figure 6).

Figure 6. Structure of visits of non-residents to Bulgaria by purpose in July 2024



TRIPS OF BULGARIAN RESIDENTS ABROAD AND ARRIVALS OF VISITORS FROM ABROAD TO BULGARIA IN JULY 2024

Methodological notes

The definitions recommended by the World Tourist Organization and the Methodological manual for tourism by Eurostat are applied by the National Statistical Institute.

In accordance with these definitions, **an international tourist** is any person who travels to a country other than his/her permanent residence for less than a year and whose main purpose is not doing any activity for payment in the place visited.

The purposes of visiting a country are the following:

- Excursion and holiday;
- Professional purposes (business trips, participation in conferences, congresses, concluding deals, etc.);
- Other (as a guest, education and visiting cultural and sports events, etc.) purposes.

Statistical data on the trips of Bulgarian residents travelling abroad and visits by non-residents to Bulgaria are obtained on the basis of monthly information received from the Ministry of Interior and a sample survey of the National Statistical Institute among residents and non-residents passing through border checkpoints.

Data on the number of trips of the citizens of the European Union are estimated on the basis of the information obtained from the Ministry of Interior and the airport authorities. Data on the number of citizens from 'third countries' are obtained directly from the Ministry of Interior.

Data on the purposes of the trips are obtained on the basis of the NSI's regular monthly sample survey of passing residents and non-residents through the border checkpoints.

**TRIPS OF BULGARIAN RESIDENTS ABROAD AND ARRIVALS OF VISITORS FROM
ABROAD TO BULGARIA IN JULY 2024**

Annex

Table 1

**Trips of Bulgarian residents abroad by purpose of visit and by country of
destination in July 2024**

(Number)

Country of destination	Total	Purpose of visit		
		Holiday and recreation	Professional	Others
Total	861809	408597	134765	318447
EU	517031	275381	100076	141574
Austria	23203	6539	7734	8930
Belgium	8844	2251	1020	5573
Croatia	5274	3173	1038	1063
Cyprus	1516	1212	115	189
Czechia	10214	7106	1044	2064
Denmark	3072	1274	768	1030
Finland	570	330	118	122
France	37490	22497	2414	12579
Germany	55774	15078	12672	28024
Greece	218242	128391	45907	43944
Hungary	7401	5290	878	1233
Ireland	1259	813	180	266
Italy	31562	22116	2202	7244
Malta	1677	1258	-	419
Netherlands	6150	3167	606	2377
Poland	6534	3006	1904	1624
Portugal	1365	1024	-	341
Romania	64185	30264	16791	17130
Slovakia	4214	3025	405	784
Slovenia	2761	1757	427	577
Spain	23021	14395	3370	5256
Sweden	1752	965	284	503
Other EU countries	951	450	199	302
Other European countries	322689	119592	30167	172930
Norway	1872	1231	306	335
Republic of North Macedonia	15796	8995	1975	4826
Russian Federation	573	191	-	382
Serbia	45522	14709	4990	25823
Switzerland	2153	1124	497	532
Türkiye	240959	89374	18380	133205
Ukraine	388	-	117	271
United Kingdom	15426	3968	3902	7556
Other countries	2234	1280	407	547
Canada	718	496	102	120
Israel	105	35	23	47
USA	1411	749	282	380
Rest of the world	19855	12344	4115	3396

**TRIPS OF BULGARIAN RESIDENTS ABROAD AND ARRIVALS OF VISITORS FROM
ABROAD TO BULGARIA IN JULY 2024**

Table 2

Arrivals of visitors from abroad to Bulgaria by purpose of visit and by country of origin in July 2024

(Number)

Country of origin	Total	Purpose of visit		
		Holiday and recreation	Professional	Others
Total	1898435	1002326	108077	788032
EU	954107	549448	53624	351035
Austria	35762	7926	2436	25400
Belgium	29941	10243	2485	17213
Croatia	2920	1612	418	890
Cyprus	2987	1494	597	896
Czechia	60832	58080	753	1999
Denmark	16940	13812	503	2625
Finland	6104	5178	517	409
France	37325	10759	2539	24027
Germany	162738	41341	12384	109013
Greece	75039	28796	8196	38047
Hungary	17760	12935	1211	3614
Ireland	6740	4696	116	1928
Italy	13978	7258	2032	4688
Malta	528	346	182	-
Netherlands	40300	8150	1519	30631
Poland	95202	81515	4927	8760
Portugal	2579	1719	382	478
Romania	273217	200708	7597	64912
Slovakia	25403	19491	1934	3978
Slovenia	2080	1972	-	108
Spain	13223	10809	1754	660
Sweden	18301	9323	414	8564
Other EU countries	14208	11285	728	2195
Other European countries	739798	343680	44043	352075
Norway	18340	13755	1057	3528
Republic of North Macedonia	33404	21981	4671	6752
Russian Federation	14983	10534	473	3976
Serbia	87641	33822	7341	46478
Switzerland	6028	2117	1115	2796
Türkiye	276418	56930	20311	199177
Ukraine	245622	158550	8667	78405
United Kingdom	57362	45991	408	10963
Other countries	45724	40312	590	4822
Canada	1973	1394	27	552
Israel	32078	30874	255	949
Japan	676	476	85	115
USA	10997	7568	223	3206
Rest of the world	158806	68886	9820	80100