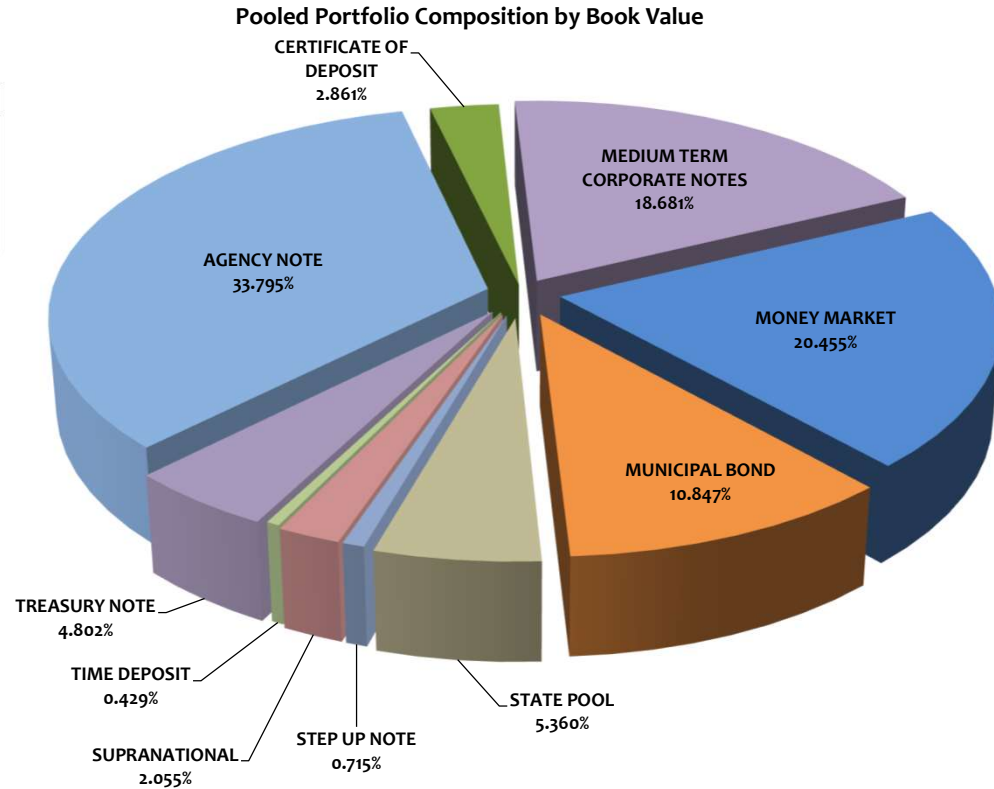


ASSET ALLOCATION					
Assets	Current Par Value	Current Book Value	Market Value	Mkt/Book	Yield to Maturity
AGENCY NOTE	\$472,660,000	\$472,533,976	\$457,922,056	96.91%	2.83%
CERTIFICATE OF DEPOSIT	40,000,000	40,000,000	38,867,019	97.17%	2.81%
MEDIUM TERM CORPORATE NOTES	264,628,000	261,201,992	252,957,538	96.84%	3.08%
MONEY MARKET	286,000,000	286,000,000	286,000,000	100.00%	5.25%
MUNICIPAL BOND	155,760,000	151,659,456	147,435,584	97.21%	2.84%
STATE POOL	74,944,476	74,944,476	74,944,476	100.00%	4.41%
STEP UP NOTE	10,000,000	10,000,000	9,748,800	97.49%	0.35%
SUPRANATIONAL	29,600,000	28,734,695	27,638,756	96.19%	2.65%
TIME DEPOSIT	6,000,000	6,000,000	6,000,000	100.00%	4.25%
TREASURY NOTE	70,000,000	67,141,920	65,904,200	98.16%	3.19%
Totals	\$1,409,592,476	\$1,398,216,515	\$1,367,418,429	97.80%	3.45%

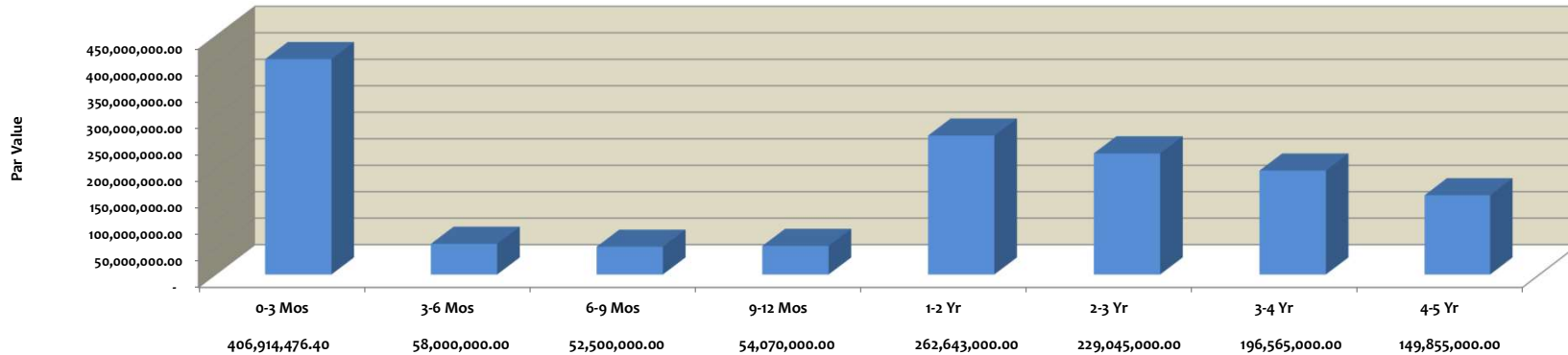
Portfolio Breakdown & Statistics		
	May 31, 2024	May 31, 2023
AMORTIZED COST	\$1,398,216,515	\$1,143,854,396
AVERAGE DAYS TO MATURITY	631	769
CURRENT MONTH RETURN ON INVEST	3.41%	2.37%
EARNED INTEREST-CURR MONTH	\$3,543,873	\$2,233,394
EARNED INTEREST - FISCAL YTD	\$32,399,571	\$18,239,720





MATURITY DISTRIBUTION									
Current Par Value	0-3 Mos	3-6 Mos	6-9 Mos	9-12 Mos	1-2 Yr	2-3 Yr	3-4 Yr	4-5 Yr	Totals
AGENCY NOTE	15,000,000.00	20,000,000.00	10,000,000.00	15,000,000.00	135,550,000.00	92,070,000.00	95,615,000.00	89,425,000.00	\$ 472,660,000.00
CERTIFICATE OF DEPOSIT		10,000,000.00	5,000,000.00		10,000,000.00	10,000,000.00		5,000,000.00	\$ 40,000,000.00
MEDIUM TERM CORPORATE NOTES	14,970,000.00	5,000,000.00	22,500,000.00	24,420,000.00	60,038,000.00	52,270,000.00	50,000,000.00	35,430,000.00	\$ 264,628,000.00
MONEY MARKET	286,000,000.00								\$ 286,000,000.00
MUNICIPAL BOND	8,000,000.00	5,000,000.00	5,000,000.00	9,650,000.00	42,055,000.00	55,105,000.00	30,950,000.00		\$ 155,760,000.00
STATE POOL	74,944,476.40								\$ 74,944,476.40
STEP UP NOTE			10,000,000.00						\$ 10,000,000.00
SUPRANATIONAL				5,000,000.00	5,000,000.00	9,600,000.00	10,000,000.00		\$ 29,600,000.00
TIME DEPOSIT	3,000,000.00	3,000,000.00							\$ 6,000,000.00
TREASURY NOTE	5,000,000.00	15,000,000.00			10,000,000.00	10,000,000.00	10,000,000.00	20,000,000.00	\$ 70,000,000.00
									\$ -
Totals	406,914,476.40	58,000,000.00	52,500,000.00	54,070,000.00	262,643,000.00	229,045,000.00	196,565,000.00	149,855,000.00	\$ 1,409,592,476.40
% of Portfolio	28.87%	4.11%	3.72%	3.84%	18.63%	16.25%	13.94%	10.63%	100.00%

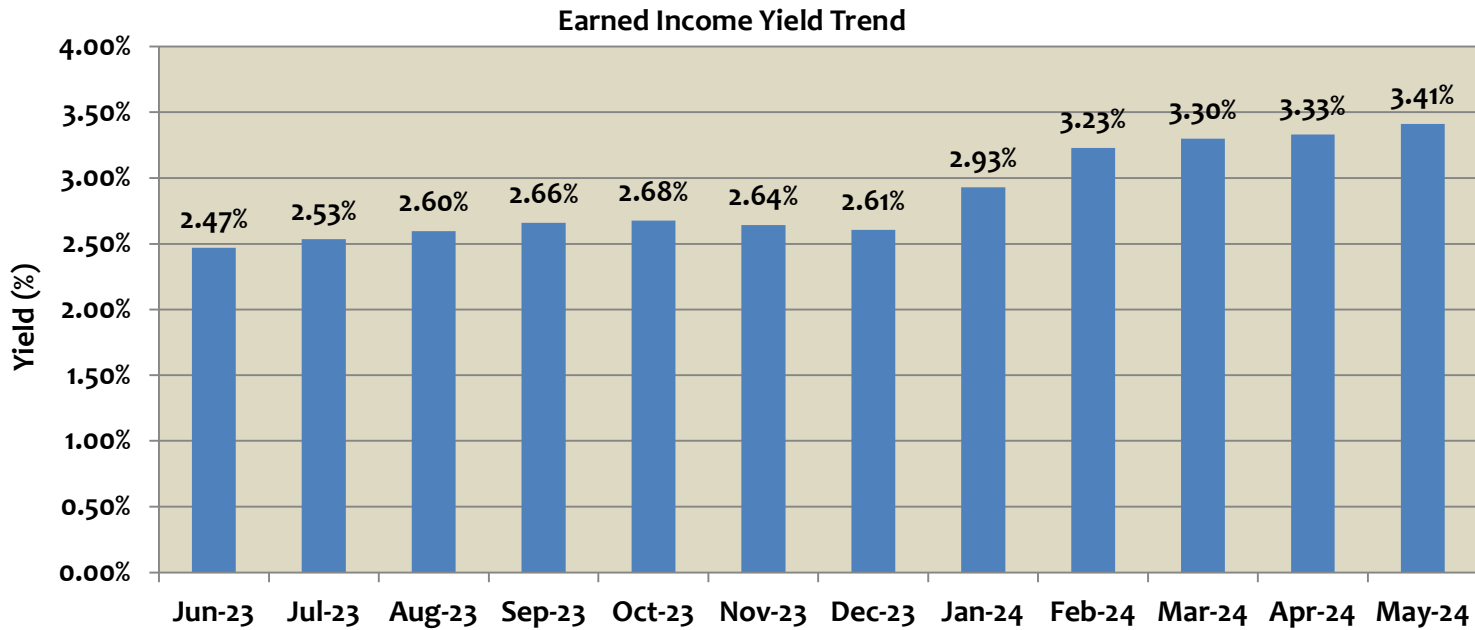
Maturity Distribution
May 31, 2024





PORTFOLIO - EARNED INCOME YIELD

Month	Earned Income Yield
Jun-23	2.47%
Jul-23	2.53%
Aug-23	2.60%
Sep-23	2.66%
Oct-23	2.68%
Nov-23	2.64%
Dec-23	2.61%
Jan-24	2.93%
Feb-24	3.23%
Mar-24	3.30%
Apr-24	3.33%
May-24	3.41%



In accordance with State Law, the Finance Director certifies that the securities held in the City Investment Portfolio, comply with City policies. The Finance Director further certifies that the City has Operating Funds available to meet its expenditure requirements for the next six months.

Amortized Cost - the total amount at which investments are carried on the City books. This amount includes the amortization and accretion of premiums and discounts, respectively.

Market Value - the total amount at which investments are being sold in the market. Market prices are provided by the Bank of New York.

Maturity Value - (also referred to as "par value") the total amount of the face or stated value of the investments at maturity.

Average Days to Maturity - the average time in days left in the maturity of the investments.

Monthly Yield - the rate of return on investments as expressed in a percentage.

Earned Interest - the amount of income realized by all investments.



Agency Note	Issuer	CUSIP	Coupon Rate	Yield Matur	Purchase Date	Maturity Date	Ending Par Val/Shares	Amor Value On 05/31/24	Ending Market Val	Ending Unit Price
Agency Note	FARMER MAC	31422XAT9	0.520	0.5200	03/02/21	12/15/25	5,000,000.00	5,000,000.00	4,668,300.00	0.933660
Agency Note	FARMER MAC	31422XLY6	0.900	0.9000	09/01/21	09/01/26	5,000,000.00	5,000,000.00	4,572,950.00	0.914590
Agency Note	FARMER MAC	31422XUU4	2.000	2.0000	02/25/22	02/25/27	10,000,000.00	10,000,000.00	9,299,700.00	0.929970
Agency Note	FARMER MAC	31422XYF3	3.100	4.6710	09/14/23	05/13/27	10,000,000.00	9,564,946.32	9,550,800.00	0.955080
Agency Note	FED AG MORTGAGE CORPORATION	31422XMT6	0.930	0.9300	09/21/21	09/21/26	5,000,000.00	5,000,000.00	4,565,550.00	0.913110
Agency Note	FED AG MORTGAGE CORPORATION	31424WAT9	4.820	4.8200	10/19/23	05/19/28	15,000,000.00	15,000,000.00	15,108,600.00	1.007240
Agency Note	FED AG MORTGAGE CORPORATION	31424WAU6	4.830	4.8300	10/20/23	06/20/28	15,000,000.00	15,000,000.00	15,116,400.00	1.007760
Agency Note	FED AG MORTGAGE CORPORATION	31424WBE1	5.000	5.0000	10/24/23	07/24/28	10,000,000.00	10,000,000.00	10,142,900.00	1.014290
Agency Note	FED FARM CREDIT BANK	3133ELQ56	0.570	0.5700	07/02/20	07/02/24	5,000,000.00	5,000,000.00	4,979,900.00	0.995980
Agency Note	FED FARM CREDIT BANK	3133EKA63	1.600	1.6000	08/16/19	08/16/24	10,000,000.00	10,000,000.00	9,920,000.00	0.992000
Agency Note	FED FARM CREDIT BANK	3133EKP75	1.600	1.4076	10/04/19	09/17/24	5,000,000.00	5,004,775.86	4,943,950.00	0.988790
Agency Note	FED FARM CREDIT BANK	3133EMK92	0.580	0.5800	06/23/21	06/23/25	5,000,000.00	5,000,000.00	4,757,250.00	0.951450
Agency Note	FED FARM CREDIT BANK	3133ELZ80	0.580	0.5800	07/29/20	07/29/25	5,000,000.00	5,000,000.00	4,744,700.00	0.948940
Agency Note	FED FARM CREDIT BANK	3133EMAU6	0.500	0.5000	09/22/20	09/22/25	10,000,000.00	10,000,000.00	9,431,300.00	0.943130
Agency Note	FED FARM CREDIT BANK	3133EMCP5	0.520	0.5301	10/14/20	10/14/25	5,000,000.00	4,999,243.03	4,703,800.00	0.940760
Agency Note	FED FARM CREDIT BANK	3133EMSU7	0.800	0.8000	03/09/21	03/09/26	5,000,000.00	5,000,000.00	4,645,400.00	0.929080
Agency Note	FED FARM CREDIT BANK	3133ENUD0	2.640	3.0001	05/04/22	04/08/26	10,000,000.00	9,930,607.68	9,599,900.00	0.959990
Agency Note	FED FARM CREDIT BANK	3133ENFN5	1.540	1.5400	11/30/21	11/30/26	10,000,000.00	10,000,000.00	9,206,400.00	0.920640
Agency Note	FED FARM CREDIT BANK	3133ENHA1	1.500	1.5000	12/14/21	12/14/26	10,000,000.00	10,000,000.00	9,185,000.00	0.918500
Agency Note	FED FARM CREDIT BANK	3133ENL99	3.375	3.4769	09/15/22	09/15/27	10,000,000.00	9,966,690.39	9,595,700.00	0.959570
Agency Note	FED FARM CREDIT BANK	3133EPX67	5.050	5.0500	01/23/24	01/23/29	10,000,000.00	10,000,000.00	9,911,800.00	0.991180
Agency Note	FED HOME LOAN BANK	3130A2UW4	2.875	1.6639	10/24/19	09/13/24	5,000,000.00	5,030,028.78	4,965,650.00	0.993130
Agency Note	FED HOME LOAN BANK	3130APMK8	0.750	0.7500	11/16/21	09/16/24	10,000,000.00	10,000,000.00	9,863,000.00	0.986300
Agency Note	FED HOME LOAN BANK	3130A3GE8	2.750	1.7080	12/13/19	12/13/24	5,000,000.00	5,051,437.90	4,935,950.00	0.987190
Agency Note	FED HOME LOAN BANK	3130AKMR4	0.330	0.3300	01/28/21	01/15/25	5,000,000.00	5,000,000.00	4,850,950.00	0.970190
Agency Note	FED HOME LOAN BANK	3130ALZV9	0.680	0.6800	04/29/21	04/29/25	5,000,000.00	5,000,000.00	4,801,050.00	0.960210
Agency Note	FED HOME LOAN BANK	3130AMX23	0.900	0.9000	06/30/21	12/30/25	6,550,000.00	6,550,000.00	6,140,821.50	0.937530
Agency Note	FED HOME LOAN BANK	3130AKN85	0.550	0.5652	01/20/21	01/20/26	5,000,000.00	4,998,487.29	4,647,100.00	0.929420
Agency Note	FED HOME LOAN BANK	3130AKPL4	0.550	0.5500	01/28/21	01/28/26	5,000,000.00	5,000,000.00	4,653,900.00	0.930780
Agency Note	FED HOME LOAN BANK	3130AKPC4	0.600	0.6000	01/28/21	01/28/26	5,000,000.00	5,000,000.00	4,646,200.00	0.929240
Agency Note	FED HOME LOAN BANK	3130AS3R8	3.230	3.2300	05/26/22	02/26/26	10,000,000.00	10,000,000.00	9,693,900.00	0.969390
Agency Note	FED HOME LOAN BANK	3130ALV92	1.050	0.9484	04/01/21	03/30/26	5,000,000.00	4,998,991.83	4,663,600.00	0.932720
Agency Note	FED HOME LOAN BANK	3130ALYB4	1.450	1.1449	04/28/21	04/28/26	5,000,000.00	5,000,000.00	4,688,150.00	0.937630
Agency Note	FED HOME LOAN BANK	3130AMTW2	1.050	0.8273	06/30/21	06/30/26	5,000,000.00	5,000,000.00	4,622,200.00	0.924440
Agency Note	FED HOME LOAN BANK	3130AMWMO	1.050	0.9375	06/30/21	06/30/26	5,000,000.00	5,000,000.00	4,622,200.00	0.924440
Agency Note	FED HOME LOAN BANK	3130AMZN5	1.000	1.0448	06/30/21	06/30/26	5,000,000.00	5,000,000.00	4,653,050.00	0.930610
Agency Note	FED HOME LOAN BANK	3130ANBS8	0.930	0.9300	07/29/21	07/29/26	5,400,000.00	5,400,000.00	4,961,682.00	0.918830
Agency Note	FED HOME LOAN BANK	3130ANLZ1	0.900	0.9000	08/26/21	08/26/26	5,000,000.00	5,000,000.00	4,577,150.00	0.915430
Agency Note	FED HOME LOAN BANK	3130AWTQ3	4.625	4.8016	09/08/23	09/11/26	10,000,000.00	9,958,869.29	9,958,900.00	0.995890
Agency Note	FED HOME LOAN BANK	3130BoTC3	5.000	5.0203	05/09/24	10/09/26	1,670,000.00	1,676,123.33	1,662,067.50	0.995250
Agency Note	FED HOME LOAN BANK	3130B1DC8	5.250	5.2500	05/10/24	11/09/26	5,000,000.00	5,000,729.17	4,980,000.00	0.996000
Agency Note	FED HOME LOAN BANK	3130ASH51	4.125	4.1250	06/29/22	06/29/27	10,000,000.00	10,000,000.00	9,773,500.00	0.977350
Agency Note	FED HOME LOAN BANK	3130AURW6	3.700	3.7000	02/02/23	02/02/28	15,000,000.00	15,000,000.00	15,000,000.00	1.000000
Agency Note	FED HOME LOAN BANK	3130AURX4	3.660	3.6600	02/08/23	02/08/28	15,000,000.00	15,000,000.00	14,558,850.00	0.970590
Agency Note	FED HOME LOAN BANK	3130ATS57	4.500	3.7601	03/14/23	03/10/28	10,000,000.00	10,272,425.36	9,985,500.00	0.998550
Agency Note	FED HOME LOAN BANK	3130B14U8	5.250	5.1510	05/17/24	04/27/29	2,000,000.00	2,013,458.33	2,003,460.00	1.001730
Agency Note	FED HOME LOAN BANK	3130B1AW7	5.300	5.1834	05/21/24	05/01/29	4,920,000.00	4,958,362.33	4,931,365.20	1.002310

Agency Note	FED HOME LOAN BANK	3130B1GV3	5.150	5.1500	05/24/24	05/21/29	5,000,000.00	5,001,430.56	4,988,250.00	0.997650
Agency Note	FED HOME LOAN MORT CORP	3134GXVK7	2.900	2.9000	05/31/22	05/30/25	10,000,000.00	10,000,000.00	9,767,000.00	0.976700
Agency Note	FED HOME LOAN MORT CORP	3136G4YP2	0.720	0.7200	07/09/20	07/09/25	5,000,000.00	5,000,000.00	4,766,450.00	0.953290
Agency Note	FED HOME LOAN MORT CORP	3134GXUG7	3.320	3.3200	05/25/22	11/25/25	14,000,000.00	14,000,000.00	13,657,000.00	0.975500
Agency Note	FED HOME LOAN MORT CORP	3134GXCH5	0.600	0.6000	11/25/20	11/25/25	5,000,000.00	5,000,000.00	4,685,900.00	0.937180
Agency Note	FED HOME LOAN MORT CORP	3134H1T29	5.300	5.2813	05/24/24	05/16/28	2,000,000.00	2,003,655.56	2,004,860.00	1.002430
Agency Note	FED HOME LOAN MORT CORP	3134H1S87	5.280	5.2800	05/13/24	11/13/28	10,000,000.00	10,000,000.00	9,964,300.00	0.996430
Agency Note	FEDERAL NAT MORTGAGE ASSOC	3135GA6K2	0.500	0.5000	12/30/20	06/30/25	5,000,000.00	5,000,000.00	4,760,550.00	0.952110
Agency Note	FEDERAL NAT MORTGAGE ASSOC	3136G4ZR7	0.700	0.7000	07/21/20	07/21/25	5,000,000.00	5,000,000.00	4,759,050.00	0.951810
Agency Note	FEDERAL NAT MORTGAGE ASSOC	3136G4N82	0.490	0.4900	08/21/20	08/21/25	10,000,000.00	10,000,000.00	9,464,800.00	0.946480
Agency Note	FEDERAL NAT MORTGAGE ASSOC	3135GA3W9	0.600	0.6000	11/25/20	11/25/25	5,000,000.00	5,000,000.00	4,685,900.00	0.937180
Agency Note	FEDERAL NAT MORTGAGE ASSOC	3135GAPY1	5.250	5.2898	05/09/24	03/06/28	3,615,000.00	3,643,007.21	3,600,612.30	0.996020
Agency Note	FEDERAL NAT MORTGAGE ASSOC	3135GAST9	5.342	5.3418	05/17/24	03/16/29	15,000,000.00	15,000,000.00	14,955,150.00	0.997010
Agency Note	FEDERAL NAT MORTGAGE ASSOC	3135GASU6	5.351	5.3512	05/17/24	04/16/29	15,000,000.00	15,000,000.00	14,954,250.00	0.996950
Agency Note	FEDERAL NAT MORTGAGE ASSOC	3135GASD4	5.500	5.4767	05/10/24	05/07/29	3,505,000.00	3,510,111.46	3,499,707.45	0.998490
Agency Note	FEDERAL NAT MORTGAGE ASSOC	3135GASK8	5.350	5.3500	05/10/24	05/09/29	4,000,000.00	4,000,594.44	3,991,680.00	0.997920
Agency Note	FREDDIE MAC	3134H1XP3	5.125	5.1250	03/20/24	02/20/29	10,000,000.00	10,000,000.00	9,926,100.00	0.992610
Total Count 64			2.832	2.8264			472,660,000.00	472,533,976.12	457,922,055.95	0.968819

<i>Certificate of Deposit</i>	<i>Issuer</i>	<i>CUSIP</i>	<i>Coupon Rate</i>	<i>Yield Matur</i>	<i>Purchase Date</i>	<i>Maturity Date</i>	<i>Ending Par Val/Shares</i>	<i>Amor Value On 05/31/24</i>	<i>Ending Market Val</i>	<i>Ending Unit Price</i>
Certificate of Deposit	JP MORGAN CHASE	48128WPR0	2.650	2.6500	04/08/22	04/08/27	10,000,000.00	10,000,000.00	9,401,731.00	0.940173
Certificate of Deposit	MORGAN STANLEY	61690ULQ1	1.950	1.9711	10/10/19	10/10/24	5,000,000.00	5,000,000.00	4,936,642.00	0.987328
Certificate of Deposit	MORGAN STANLEY	61690UMT4	1.950	1.9711	10/31/19	10/31/24	5,000,000.00	5,000,000.00	4,926,913.50	0.985383
Certificate of Deposit	MORGAN STANLEY	61768EAQ6	1.800	1.8000	02/20/20	02/20/25	5,000,000.00	5,000,000.00	4,867,974.00	0.973595
Certificate of Deposit	MORGAN STANLEY	61690UJ50	3.200	3.2000	05/19/22	05/19/26	10,000,000.00	10,000,000.00	9,653,367.00	0.965337
Certificate of Deposit	WELLS FARGO BANK	949764HT4	5.050	5.0500	11/14/23	11/14/28	5,000,000.00	5,000,000.00	5,080,391.50	1.016078
Total Count 6			2.806	2.8115			40,000,000.00	40,000,000.00	38,867,019.00	0.971675

<i>Medium Term Corporate Note</i>	<i>Issuer</i>	<i>CUSIP</i>	<i>Coupon Rate</i>	<i>Yield Matur</i>	<i>Purchase Date</i>	<i>Maturity Date</i>	<i>Ending Par Val/Shares</i>	<i>Amor Value On 05/31/24</i>	<i>Ending Market Val</i>	<i>Ending Unit Price</i>
Medium Term Corporate Note	BANK OF AMERICA	06048WM31	1.250	1.2500	05/28/21	05/28/26	5,000,000.00	5,000,000.00	4,548,800.00	0.909760
Medium Term Corporate Note	BANK OF AMERICA	06048WM31	1.250	1.2500	05/28/21	05/28/26	5,000,000.00	5,000,000.00	4,548,800.00	0.909760
Medium Term Corporate Note	BANK OF AMERICA	06048WP20	1.250	1.2500	09/24/21	09/24/26	5,000,000.00	5,000,000.00	4,508,600.00	0.901720
Medium Term Corporate Note	BANK OF NEW YORK	06406RBA4	2.050	2.2980	02/22/22	01/26/27	5,000,000.00	4,964,249.22	4,633,450.00	0.926690
Medium Term Corporate Note	CIT GROUP HOLDINGS INC	17330PC64	4.000	4.0000	06/16/22	06/16/25	10,000,000.00	10,000,000.00	9,774,400.00	0.977440
Medium Term Corporate Note	EMERSON ELECTRIC CO	291011BQ6	2.000	4.4615	01/25/24	12/21/28	8,630,000.00	7,719,439.11	7,606,050.50	0.881350
Medium Term Corporate Note	EXXON MOBIL CORPORATION	30231GBH4	2.992	1.3664	05/15/20	03/19/25	5,000,000.00	5,080,454.76	4,907,950.00	0.981590
Medium Term Corporate Note	FLORIDA POWER & LIGHT	341081FZ5	2.850	0.9313	06/01/20	04/01/25	5,000,000.00	5,095,271.27	4,898,750.00	0.979750
Medium Term Corporate Note	GUARDIAN LIFE	40139LBA0	1.250	4.3658	02/07/23	11/19/27	10,000,000.00	8,998,779.78	8,772,100.00	0.877210
Medium Term Corporate Note	HSBC USA INC	40434CAD7	3.500	2.1493	10/23/19	06/23/24	5,000,000.00	5,033,408.71	4,993,750.00	0.998750
Medium Term Corporate Note	INTER-AMERICAN DEVELOPMENT BANK	4581X0DL9	0.875	5.2565	05/28/24	04/03/25	7,000,000.00	6,758,337.64	6,746,740.00	0.963820
Medium Term Corporate Note	JP MORGAN CHASE	48130UWA9	0.750	0.7500	05/11/21	12/11/24	5,000,000.00	5,000,000.00	4,839,000.00	0.967800
Medium Term Corporate Note	JP MORGAN CHASE	46632FRU1	0.700	0.7000	01/22/21	01/22/26	5,000,000.00	5,000,000.00	4,536,000.00	0.907200
Medium Term Corporate Note	JP MORGAN CHASE	48133W2N7	5.150	5.1500	01/22/24	01/22/29	10,000,000.00	10,000,000.00	9,763,500.00	0.976350
Medium Term Corporate Note	LLOYDS BANK	53944VAH2	3.500	0.7800	02/03/21	05/14/25	5,000,000.00	5,135,206.89	4,909,800.00	0.981960
Medium Term Corporate Note	MASSMUTUAL GLOBAL FUND	57629WDL1	5.050	4.5579	01/13/23	12/07/27	10,000,000.00	10,178,113.96	9,950,500.00	0.995050
Medium Term Corporate Note	MASSMUTUAL GLOBAL FUND	57629W5B2	4.850	4.8001	01/19/24	01/17/29	10,000,000.00	10,024,594.44	9,850,900.00	0.985090
Medium Term Corporate Note	MASSMUTUAL GLOBAL FUNDING II	57629WDG2	2.800	5.3605	05/24/24	03/21/25	950,000.00	935,237.00	930,135.50	0.979090
Medium Term Corporate Note	MASSMUTUAL GLOBAL FUNDING II	57629WDE7	1.200	5.3156	05/24/24	07/16/26	1,300,000.00	1,198,426.67	1,192,854.00	0.917580
Medium Term Corporate Note	MET LIFE GLOB	59217GER6	1.875	2.3800	02/24/22	01/11/27	5,000,000.00	4,927,306.52	4,581,600.00	0.916320
Medium Term Corporate Note	META PLATFORMS INC	30303M8B1	3.500	4.1519	09/12/22	08/15/27	10,000,000.00	9,789,667.68	9,580,800.00	0.958080
Medium Term Corporate Note	NATIONAL SECS CLEARING	637639AH8	5.100	4.5977	01/13/23	11/21/27	5,000,000.00	5,080,352.98	4,988,750.00	0.997750
Medium Term Corporate Note	NEW YORK LIFE	64952WDL4	2.000	1.1600	12/29/21	01/22/25	7,500,000.00	7,562,456.84	7,339,650.00	0.978620
Medium Term Corporate Note	NEW YORK LIFE	64952WCH4	2.350	3.4178	05/18/22	07/14/26	5,970,000.00	5,818,493.14	5,619,322.20	0.941260

Medium Term Corporate Note	NORTHWESTERN MUTUAL GLBL	66815L2A6	0.800	5.2501	03/13/23	01/14/26	10,038,000.00	9,200,287.84	9,353,006.88	0.931760
Medium Term Corporate Note	PACIFIC LIFE	6944PL2U2	5.500	5.5611	09/21/23	07/18/28	5,000,000.00	4,987,986.54	5,041,000.00	1.008200
Medium Term Corporate Note	PRINCIPAL LFE GLB FND II	7425LEE5	1.250	0.7601	01/12/21	06/23/25	5,000,000.00	5,036,461.97	4,781,900.00	0.956380
Medium Term Corporate Note	PROTECTIVE LIFE	74368CBL7	3.218	5.5563	05/24/24	03/28/25	1,470,000.00	1,449,310.89	1,441,849.50	0.980850
Medium Term Corporate Note	PROTECTIVE LIFE	74368CBC7	1.618	1.1220	09/07/21	04/15/26	5,000,000.00	5,048,914.67	4,657,100.00	0.931420
Medium Term Corporate Note	ROYAL BANK OF CANADA	78015K7H1	1.150	1.2500	10/26/21	06/10/25	10,000,000.00	9,985,185.48	9,577,800.00	0.957780
Medium Term Corporate Note	SHELL INTERNATIONAL FIN	822582CC4	2.000	2.0998	11/14/19	11/07/24	5,000,000.00	4,997,529.93	4,925,050.00	0.985010
Medium Term Corporate Note	TOYOTA MOTOR CREDIT CORP	89236TGT6	1.800	1.8000	02/13/20	02/13/25	5,000,000.00	5,000,000.00	4,873,750.00	0.974750
Medium Term Corporate Note	TOYOTA MOTOR CREDIT CORP	89236THY4	0.700	0.7000	01/20/21	01/20/26	5,000,000.00	5,000,000.00	4,581,900.00	0.916380
Medium Term Corporate Note	TOYOTA MOTOR CREDIT CORP	89236TJZ9	3.050	3.6894	05/04/22	03/22/27	10,000,000.00	9,855,563.01	9,467,300.00	0.946730
Medium Term Corporate Note	TOYOTA MOTOR CREDIT CORP	89236TKL8	5.450	4.4619	02/01/23	11/10/27	10,000,000.00	10,316,926.37	10,125,300.00	1.012530
Medium Term Corporate Note	U.S. BANCORP	91159HHR4	3.150	3.6794	05/04/22	04/27/27	10,000,000.00	9,850,911.37	9,486,100.00	0.948610
Medium Term Corporate Note	US BANK NA CINCINNATI	90331HMS9	2.800	0.6414	11/25/20	01/27/25	5,000,000.00	5,107,410.85	4,909,000.00	0.981800
Medium Term Corporate Note	WAL-MART STORES	931142EL3	2.850	1.8859	10/01/19	07/08/24	5,000,000.00	5,023,876.63	4,986,950.00	0.997390
Medium Term Corporate Note	APPLE INC	037833BZ2	2.450	3.3250	05/04/22	08/04/26	10,000,000.00	9,791,745.30	9,473,500.00	0.947350
Medium Term Corporate Note	AIG GLOBAL FUNDING	00138CAS7	0.650	0.7000	06/22/21	06/17/24	4,970,000.00	4,968,761.83	4,960,109.70	0.998010
Medium Term Corporate Note	AMAZON.COM INC	023135BC9	3.150	4.9910	09/25/23	08/22/27	5,000,000.00	4,707,724.27	4,736,000.00	0.947200
Medium Term Corporate Note	ATHENE GLOBAL FUNDING	04685A3C3	1.985	5.4828	05/21/24	08/19/28	1,300,000.00	1,136,424.61	1,125,020.00	0.865400
Medium Term Corporate Note	ATHENE GLOBAL FUNDING	04685A3C3	1.985	5.4891	05/24/24	08/19/28	500,000.00	437,174.10	432,700.00	0.865400
Total Count 43			2.706	3.0759			264,628,000.00	261,201,992.27	252,957,538.28	0.955899

Money Market	Issuer	CUSIP	Coupon Rate	Yield Matur	Purchase Date	Maturity Date	Ending Par Val/Shares	Amor Value On 05/31/24	Ending Market Val	Ending Unit Price
Money Market	FIDELITY INVESTMENTS		5.252	5.2518	12/10/90	Open	286,000,000.00	286,000,000.00	286,000,000.00	1.000000
	Total Count 1		5.252	5.2518			286,000,000.00	286,000,000.00	286,000,000.00	1.000000

Municipal Bond	Issuer	CUSIP	Coupon Rate	Yield Matur	Purchase Date	Maturity Date	Ending Par Val/Shares	Amor Value On 05/31/24	Ending Market Val	Ending Unit Price
Municipal Bond	CHAFFEY COMMUNITY COLLEGE	157432LM5	1.421	0.8621	08/17/21	06/01/26	2,885,000.00	2,924,792.77	2,692,772.45	0.933370
Municipal Bond	CONTRA COSTA CA CMNTY CLG DIST	212204JH5	2.163	3.2901	08/15/22	08/01/27	2,795,000.00	2,691,655.42	2,572,993.15	0.920570
Municipal Bond	COUNTY OF RIVERSIDE CA	76913CAZ2	2.667	2.2601	05/06/20	02/15/25	5,000,000.00	5,020,003.74	4,905,150.00	0.981030
Municipal Bond	COUNTY OF WESTCHESTER NY	95736VAY8	0.750	0.7456	11/05/20	07/01/25	1,940,000.00	1,940,000.00	1,849,518.40	0.953360
Municipal Bond	FRESNO COUNTY CA PENSION OBLG	358266CB8	0.000	3.4071	08/08/22	08/15/24	8,000,000.00	7,472,400.00	7,905,040.00	0.988130
Municipal Bond	GOLDEN STATE TOBACCO	38122NA85	1.600	1.3104	10/12/21	06/01/26	2,000,000.00	2,014,199.64	1,863,480.00	0.931740
Municipal Bond	GOLDEN STATE TOBACCO	38122NA85	1.600	3.5602	05/13/22	06/01/26	6,300,000.00	5,971,517.53	5,869,962.00	0.931740
Municipal Bond	GOLDEN STATE TOBACCO	38122NA93	1.886	3.4943	08/03/22	06/01/27	9,305,000.00	8,815,989.34	8,484,578.15	0.911830
Municipal Bond	KERN COUNTY CA PENSION OBLG	492279CR3	0.000	3.6371	08/11/22	08/15/25	15,000,000.00	13,457,250.00	14,004,750.00	0.933650
Municipal Bond	LOS ALTOS SCHOOL DIST	544290JH3	1.000	0.5501	06/10/21	10/01/24	5,000,000.00	5,011,215.78	4,926,450.00	0.985290
Municipal Bond	LOS ANGELES UNIFIED SCHOOL DIST	544647FB1	1.245	1.3763	01/28/22	07/01/25	3,355,000.00	3,348,483.29	3,209,594.30	0.956660
Municipal Bond	LOS ANGELES UNIFIED SCHOOL DIST	544646A77	5.720	4.2754	06/16/22	05/01/27	13,500,000.00	14,100,735.90	13,548,330.00	1.003580
Municipal Bond	MARIN CA CMNTY CLG DIST	56781RKE6	0.930	3.2502	08/15/22	08/01/27	3,155,000.00	2,914,669.52	2,792,648.25	0.885150
Municipal Bond	NEW YORK STATE DORMITORY	64990FD43	0.887	0.8870	06/23/21	03/15/25	1,650,000.00	1,650,000.00	1,593,108.00	0.965520
Municipal Bond	STATE OF CALIFORNIA	13063DRD2	2.375	1.0560	10/04/21	10/01/26	9,900,000.00	10,221,344.25	9,320,553.00	0.941470
Municipal Bond	STATE OF CALIFORNIA	13063DC48	1.700	3.9381	02/07/23	02/01/28	10,000,000.00	9,179,157.33	8,937,200.00	0.893720
Municipal Bond	STATE OF CONNECTICUT	20772KAK5	3.750	4.0152	01/24/23	01/15/28	10,000,000.00	9,902,905.45	9,655,200.00	0.965520
Municipal Bond	STATE OF HAWAII	419792G26	1.283	3.6003	09/12/22	08/01/26	9,000,000.00	8,505,625.43	8,326,710.00	0.925190
Municipal Bond	STATE OF HAWAII	419792YR1	0.893	0.8930	08/20/21	08/01/26	6,400,000.00	6,400,000.00	5,870,720.00	0.917300
Municipal Bond	STATE OF HAWAII	419792G34	1.535	3.9180	02/02/23	08/01/27	5,000,000.00	4,613,818.66	4,513,050.00	0.902610
Municipal Bond	STATE OF NEW YORK	649791PS3	2.360	3.3081	05/04/22	02/15/27	7,000,000.00	6,811,932.03	6,553,820.00	0.936260
Municipal Bond	TEXAS A&M UNIVERSITY	88213ALV5	2.877	1.0002	05/15/20	05/15/25	3,000,000.00	3,055,884.61	2,932,740.00	0.977580
Municipal Bond	UNIVERSITY OF CALIFORNIA	91412HGE7	0.883	0.4113	02/02/21	05/15/25	5,000,000.00	5,023,513.71	4,795,350.00	0.959070
Municipal Bond	UNIVERSITY OF CALIFORNIA	91412GU94	3.063	3.0951	05/18/22	07/01/25	8,800,000.00	8,795,886.15	8,592,672.00	0.976440
Municipal Bond	ANTELOPE VALLY UNION HIGH	036717MN3	2.396	0.8301	10/30/20	08/01/25	1,775,000.00	1,816,348.12	1,719,194.00	0.968560
Total Count 25			2.026	2.8368			155,760,000.00	151,659,456.11	147,435,583.70	0.946556

State Pool	Issuer	CUSIP	Coupon Rate	Yield Matur	Purchase Date	Maturity Date	Ending Par Val/Shares	Amor Value On 05/31/24	Ending Market Val	Ending Unit Price
State Pool	STATE OF CALIFORNIA		4.410	4.4100	01/01/88	Open	69,091,151.08	69,091,151.08	69,091,151.08	1.000000
State Pool	STATE OF CALIFORNIA		4.410	4.4100	11/30/01	Open	5,853,325.32	5,853,325.32	5,853,325.32	1.000000
	Total Count 2		4.410	4.4100			74,944,476.40	74,944,476.40	74,944,476.40	1.000000
Step Up Note	Issuer	CUSIP	Coupon Rate	Yield Matur	Purchase Date	Maturity Date	Ending Par Val/Shares	Amor Value On 05/31/24	Ending Market Val	Ending Unit Price
Step Up Note	FED HOME LOAN BANK	3130AMQW5	0.550	0.3500	06/16/21	12/16/24	10,000,000.00	10,000,000.00	9,748,800.00	0.974880
	Total Count 1		0.550	0.3500			10,000,000.00	10,000,000.00	9,748,800.00	0.974880
Supranational	Issuer	CUSIP	Coupon Rate	Yield Matur	Purchase Date	Maturity Date	Ending Par Val/Shares	Amor Value On 05/31/24	Ending Market Val	Ending Unit Price
Supranational	INTER-AMERICAN DEVELOPMENT BANK	4581XoDK1	1.750	0.5597	05/13/21	03/14/25	5,000,000.00	5,059,266.85	4,863,750.00	0.972750
Supranational	INTL BK RECON & DEVELOP	45906M2L4	0.650	0.7336	07/30/21	02/24/26	5,000,000.00	4,991,712.62	4,624,650.00	0.924930
Supranational	INTL BK RECON & DEVELOP	459058JT1	0.850	2.9983	05/18/22	02/10/27	6,000,000.00	5,632,810.97	5,339,160.00	0.889860
Supranational	INTL BK RECON & DEVELOP	459058JT1	0.850	2.0199	02/18/22	02/10/27	3,600,000.00	3,477,998.84	3,203,496.00	0.889860
Supranational	INTL FINANCE CORP	45950VSE7	3.600	4.7859	10/17/23	04/07/28	10,000,000.00	9,572,905.44	9,607,700.00	0.960770
	Total Count 5		1.890	2.6526			29,600,000.00	28,734,694.72	27,638,756.00	0.933742
Time Deposit	Issuer	CUSIP	Coupon Rate	Yield Matur	Purchase Date	Maturity Date	Ending Par Val/Shares	Amor Value On 05/31/24	Ending Market Val	Ending Unit Price
Time Deposit	FRESNO FIRST BANK		4.238	4.2500	01/18/24	07/18/24	3,000,000.00	3,000,000.00	3,000,000.00	1.000000
Time Deposit	FRESNO FIRST BANK		4.238	4.2500	03/21/24	09/19/24	3,000,000.00	3,000,000.00	3,000,000.00	1.000000
	Total Count 2		4.238	4.2500			6,000,000.00	6,000,000.00	6,000,000.00	1.000000
Treasury Note	Issuer	CUSIP	Coupon Rate	Yield Matur	Purchase Date	Maturity Date	Ending Par Val/Shares	Amor Value On 05/31/24	Ending Market Val	Ending Unit Price
Treasury Note	U.S. TREASURY	912828XX3	2.000	1.5701	10/18/19	06/30/24	5,000,000.00	5,010,664.11	4,987,400.00	0.997480
Treasury Note	U.S. TREASURY	912828YM6	1.500	2.8243	04/25/22	10/31/24	10,000,000.00	9,934,706.19	9,846,400.00	0.984640
Treasury Note	U.S. TREASURY	912828G38	2.250	1.6900	12/31/19	11/15/24	5,000,000.00	5,013,882.70	4,931,800.00	0.986360
Treasury Note	U.S. TREASURY	912828R36	1.625	2.8580	05/16/22	05/15/26	10,000,000.00	9,761,957.87	9,395,300.00	0.939530
Treasury Note	U.S. TREASURY	91282CCP4	0.625	0.6223	08/03/21	07/31/26	5,000,000.00	5,000,330.77	4,571,500.00	0.914300
Treasury Note	U.S. TREASURY	912828X88	2.375	4.5751	09/19/23	05/15/27	5,000,000.00	4,694,872.62	4,682,400.00	0.936480
Treasury Note	U.S. TREASURY	91282CFB2	2.750	3.7212	01/31/23	07/31/27	10,000,000.00	9,684,035.79	9,435,900.00	0.943590
Treasury Note	U.S. TREASURY	9128284V9	2.875	4.2694	09/05/23	08/15/28	10,000,000.00	9,434,589.28	9,349,600.00	0.934960
Treasury Note	U.S. TREASURY	91282CCY5	1.250	4.7227	10/04/23	09/30/28	10,000,000.00	8,606,880.23	8,703,900.00	0.870390
	Total Count 9		1.949	3.1851			70,000,000.00	67,141,919.56	65,904,200.00	0.941489
Investment Total			3.221	3.4509			1,409,592,476.40	1,398,216,515.18	1,367,418,429.33	0.970081