

QUALITY  
GROWTH  
OPPORTUNITY

---



# European Meetings

Stefan Wenger  
CFO and Treasurer

April 2016

ROYALGOLD, INC



# Cautionary Statement

QUALITY  
GROWTH  
OPPORTUNITY

This presentation contains certain forward-looking statements within the meaning of the Private Securities Litigation Reform Act of 1995. Such forward-looking statements involve known and unknown risks, uncertainties, and other factors that could cause actual results to differ materially from the projections and estimates contained herein and include, but are not limited to: expected gross gold equivalent ounce production in the March 2016 quarter and beyond; development activity at Crossroads; production and mine life estimates from the operators of the Company's properties; the production, reserves, resources, sustaining costs, optimization, potential to expand mine life and net GEOs per year over the next five years at Pueblo Viejo; net GEOs over the next five years at other key mines; reserves and net GEOs expected from the Andacollo mine; anticipated near term growth, as well as the ramp-up of production from the Mount Milligan mine; construction progress, reserves and resources at the Wassa and Prestea, and Rainy River projects; anticipated growth in the volume of metals subject to the Company's royalty and stream interests; adequacy of liquidity; statements concerning the Company's market valuation; statements and comparisons regarding the industry's economics versus the Company's market capitalization; statements concerning continued operation of Mount Milligan; and statements or estimates from operators of properties where we have royalty and stream interests regarding the timing of development, construction and commencement of production, or their projections of steady, increasing or decreasing production once in operation. Factors that could cause actual results to differ materially from these forward-looking statements include, among others: the risks inherent in construction, development and operation of mining properties, including those specific to new mines being developed and operated in foreign countries; changes in gold, silver, copper, nickel and other metals prices; performance of and production at the Company's properties; decisions and activities of the Company's management; unexpected operating costs; decisions and activities of the operators of the Company's royalty and stream properties; changes in operators' mining and processing techniques or royalty calculation methodologies; resolution of regulatory and legal proceedings (including with Vale regarding Voisey's Bay); unanticipated grade, geological, metallurgical, environmental, processing or other problems at the properties; inaccuracies in technical reports and reserve estimates; revisions by operators of reserves, resources, mineralization or production estimates; changes in project parameters as plans of the operators are refined; the results of current or planned exploration activities; discontinuance of exploration activities by operators seeking additional financing, from the Company or third parties; economic and market conditions; variations between operators' production estimates and our estimates of net GEOs; operations on lands subject to aboriginal rights; the ability of operators of development properties to finance construction to project completion and bring projects into production and operate them in accordance with feasibility studies; challenges to the Company's royalty interests, or title and other defects in the Company's royalty properties; errors or disputes in calculating royalty payments or stream deliveries, or payments or deliveries not made in accordance with royalty or stream agreements; the liquidity and future financial needs of the Company; the impact of future acquisitions and royalty and stream financing transactions; adverse changes in applicable laws and regulations; litigation; and risks associated with conducting business in foreign countries, including application of foreign laws to contract and other disputes, environmental laws, enforcement and uncertain political and economic environments. These risks and other factors are discussed in more detail in the Company's public filings with the Securities and Exchange Commission. Statements made herein are as of the date hereof and should not be relied upon as of any subsequent date. The Company's past performance is not necessarily indicative of its future performance. The Company disclaims any obligation to update any forward-looking statements.

*Endnotes located on pages 19 and 20.*



# Investment Overview

QUALITY  
GROWTH  
OPPORTUNITY




## Growth

Record results in the December quarter were driven by our streaming business. Strong operating cash flow and existing liquidity positions us comfortably to fund our few near-term conditional commitments.



## Quality

Pueblo Viejo is one of the largest operating gold assets in the industry. Mount Milligan is one of the world's lowest cost copper mines. Rainy River is expected to begin producing in 2017.



## Opportunity

We deployed capital opportunistically in a period of gold price weakness, with a focus on asset quality and current and near-term production.



# New Stream Transactions

QUALITY  
GROWTH  
OPPORTUNITY

Operator	Property	Strategic Rationale	Estimated Annual Net GEOs (1 <sup>st</sup> 5 years) <sup>1</sup>	Effective Date or Estimated Startup	Current Status
Barrick	Pueblo Viejo	Producing; one of only three mines in the world to produce >1m oz per year; first quartile costs; high quality resources with further exploration potential	50,500 AuEq	July 1, 2015 - Au Jan 1, 2016 - Ag	<b>Now receiving regular deliveries</b>
New Gold	Rainy River	Under construction; quality deposit; significant exploration potential; excellent jurisdiction	17,500	Startup expected mid-2017	<b>Expected mid-2017</b>
Teck	Andacollo	Producing; increased economic participation (rate and duration) and expanded area of interest; well regarded jurisdiction	40,000	July 1, 2015	<b>Now receiving regular deliveries</b>
Golden Star	Wassa, Prestea	Producing and developing low cost projects, large land package with exploration optionality	20,000	April 1, 2015	<b>Stream upsized, now receiving regular deliveries</b>



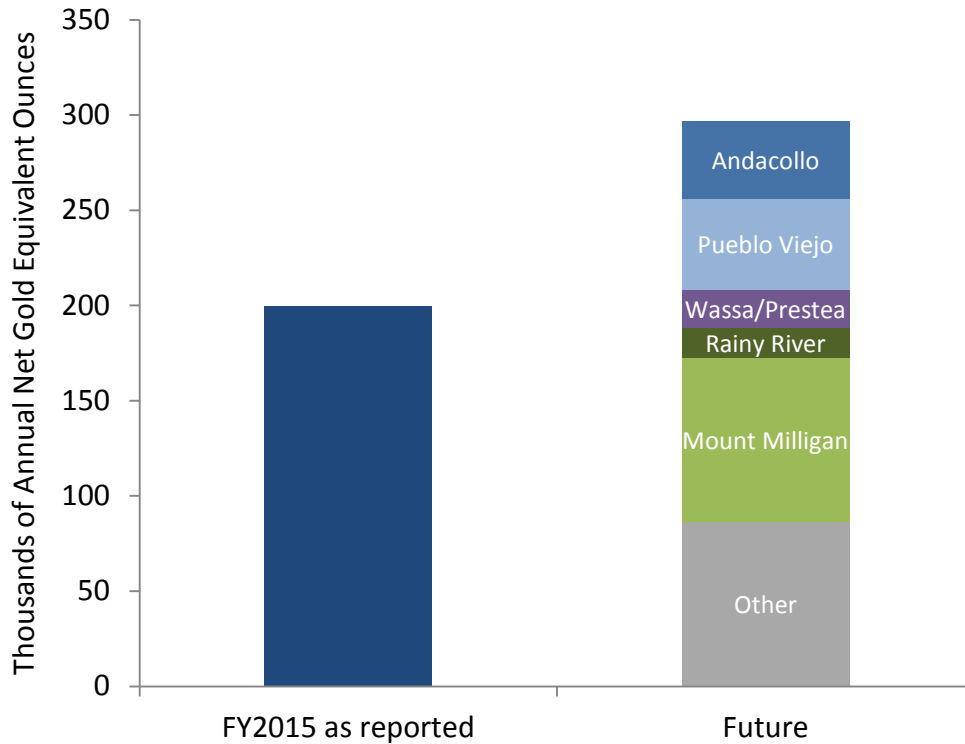
# Growing and Diversifying Portfolio

QUALITY  
GROWTH  
OPPORTUNITY

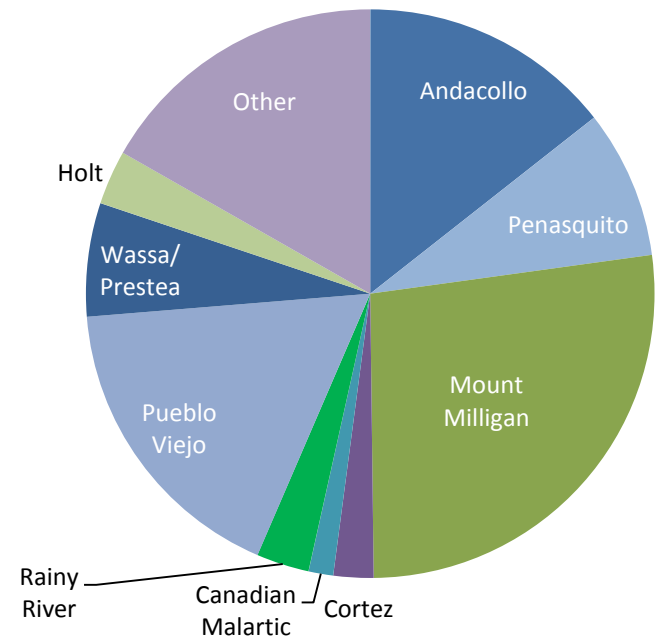


Pueblo Viejo and Rainy River expected to build on FY2015 success

FY2015 GEO Volume Plus Relative Estimated Contribution From New and Expanding Streams<sup>1</sup>



Estimated Distribution of Future GEO Volume<sup>1</sup>



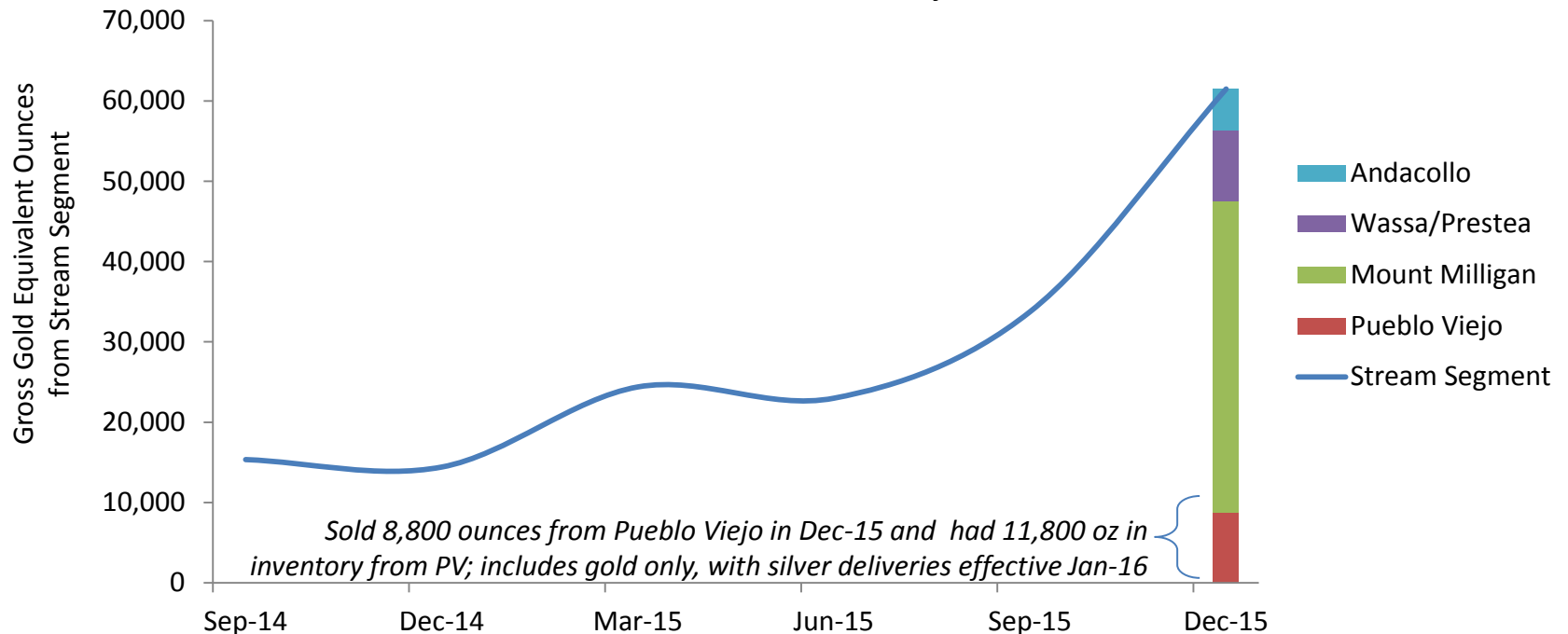


# Record December Quarter Results

QUALITY  
GROWTH  
OPPORTUNITY

- Record revenue of \$98.1 million, an increase of 60%
- Record volume of 88,700 Gold Equivalent Ounces (“GEOs”)<sup>1</sup>, an increase of 74%
- Preliminary March quarter stream results pre-announced

Record Stream Segment Sales in Q2FY16 Included  
Initial Contribution from Pueblo Viejo

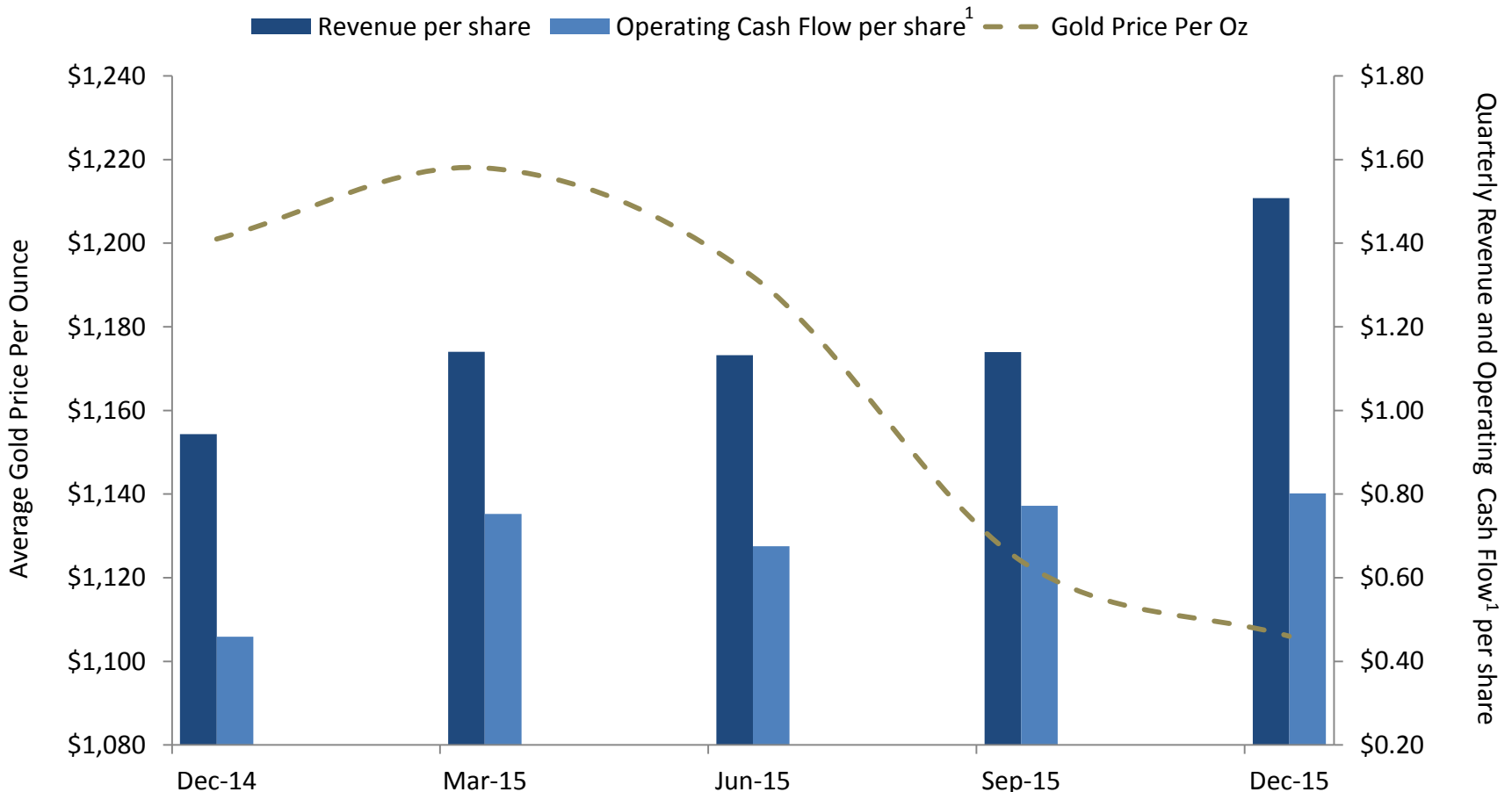




# Growing Margins

QUALITY  
GROWTH  
OPPORTUNITY

 We grew revenue and cash flow per share despite a lower gold price


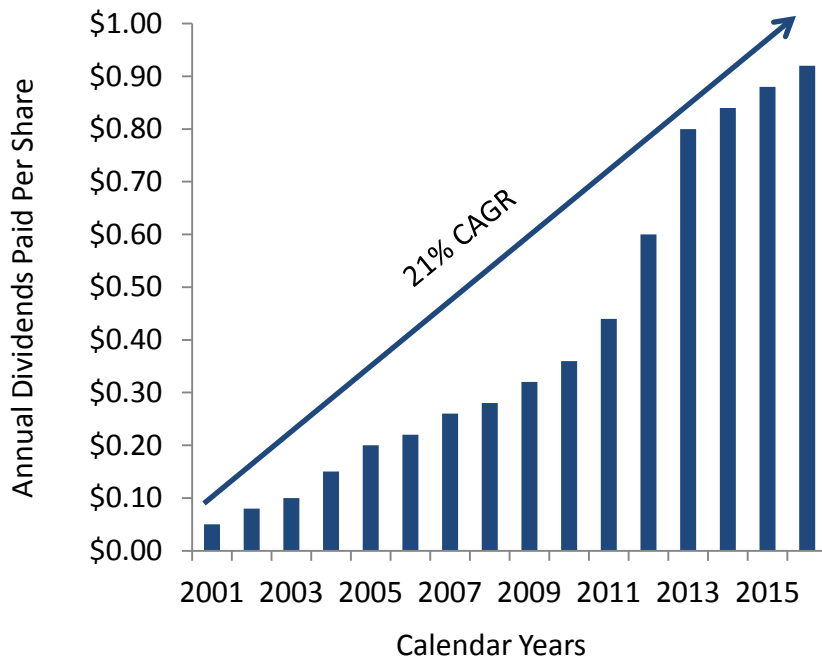




# Returning Capital to Shareholders

QUALITY  
GROWTH  
OPPORTUNITY

- 15 straight years of dividend increases
- Dividend increasing in calendar 2016 to \$0.92 per share
- 29% payout ratio of operating cash flow in FY2015<sup>1</sup>
- 21% compound annual growth rate (CAGR) since 2001
- Equates to 1.7% annual yield (*as of April 12, 2016*)







# Key Assets

## Mount Milligan Performing as Designed

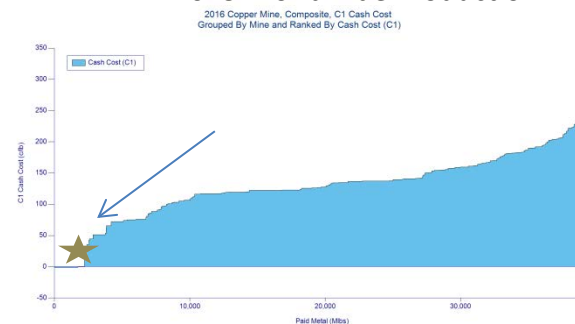
QUALITY  
GROWTH  
OPPORTUNITY

### Mount Milligan – Thompson Creek, Canada



- 60ktpd design capacity achieved at the end of December 2015<sup>1</sup>
- CY2016 volume guidance of 240,000-270,000 ounces of gold
- Mount Milligan ranks 3rd in Wood Mackenzie's list of 255 copper mines ranked by costs<sup>2</sup>
- \$187 million in gross revenue received from gold sales through December 31, 2015

Mount Milligan C1 Cash Costs, (Wood Mackenzie) 4<sup>th</sup> Calendar Quarter  
2015 Worldwide Production



Source: Wood Mackenzie Ltd, Dataset: 2015 Q4



# Key Assets

## Pueblo Viejo Contributions Growing

QUALITY  
GROWTH  
OPPORTUNITY

### Pueblo Viejo – Barrick Gold (60% interest), Dominican Republic



- Will deliver ~50,000 gold equivalent ounces of production per year to Royal Gold<sup>1</sup>
- Gold deliveries began in December 2015; silver deliveries began in January 2016
- Latest Update (Barrick's share)<sup>1</sup>:
  - 2015 production of 572,000 ounces of gold at all-in sustaining costs of \$597 per ounce
  - 2016 production forecast of 600,000-650,000 ounces at all-in sustaining costs of \$570-\$620 per ounce
  - Autoclave production back to 100% capacity in mid-January following compressor motor failures in late November
  - The mine is treating higher grade ore in the first calendar quarter which was not processed in December; maintenance accelerated during shutdown



# Key Assets

## Rainy River In Construction

QUALITY  
GROWTH  
OPPORTUNITY

### Rainy River – New Gold, Canada



- Latest Project Update (as of December 31, 2015):
  - Overall construction progress is currently 25% complete
  - Plant site earthworks over 85% complete
  - Assembly of initial mine fleet largely complete – have successfully commissioned seven, 218-tonne trucks, two hydraulic shovels, two loaders, three dozers and two blast hole drills
  - Exceeded target for mine development material movement by 15% in the fourth quarter of 2015
- Production/Reserves:
  - Over its first nine years of full production, the 21,000 tonne per day, combined open-pit underground operation is expected to produce an average of 325 koz of gold per year at all-in sustaining costs of approximately \$670 per ounce
  - Proven and probable reserves of 3.8 Moz gold and 9.4 Moz silver; measured and indicated<sup>1</sup> gold resource of 2.6 Moz and 9.3 Moz silver



# Key Assets

## Wassa/Prestea Open Pit Transition to Underground

QUALITY  
GROWTH  
OPPORTUNITY



### Wassa and Prestea – Golden Star Resources, Ghana



#### ➤ Latest Update:

- March quarter Wassa and Prestea open pit production of 53,000 ounces at cash costs estimated below \$750 per ounce<sup>1</sup>, in line with full year guidance of 180,000-205,000 ounces of gold production
- Higher quality Wassa and Prestea underground projects under construction
- Proven and probable reserves of 1.9 Moz gold across all deposits
- Measured and indicated gold resources of 3.5 Moz at Wassa and 3.1 Moz at Bogoso and Prestea

#### ➤ Stream Amended in December 2015:

- Entitled to 9.25% gold stream until earlier of December 31, 2017 or commercial production achieved at Wassa and Prestea, then increasing to 10.5% until 240koz have been delivered; and 5.5% thereafter
- Royal Gold will pay 20% of the spot price per ounce to 240 koz; 30% thereafter; in addition to upfront payment of \$145 million; also provided a \$20 million term loan

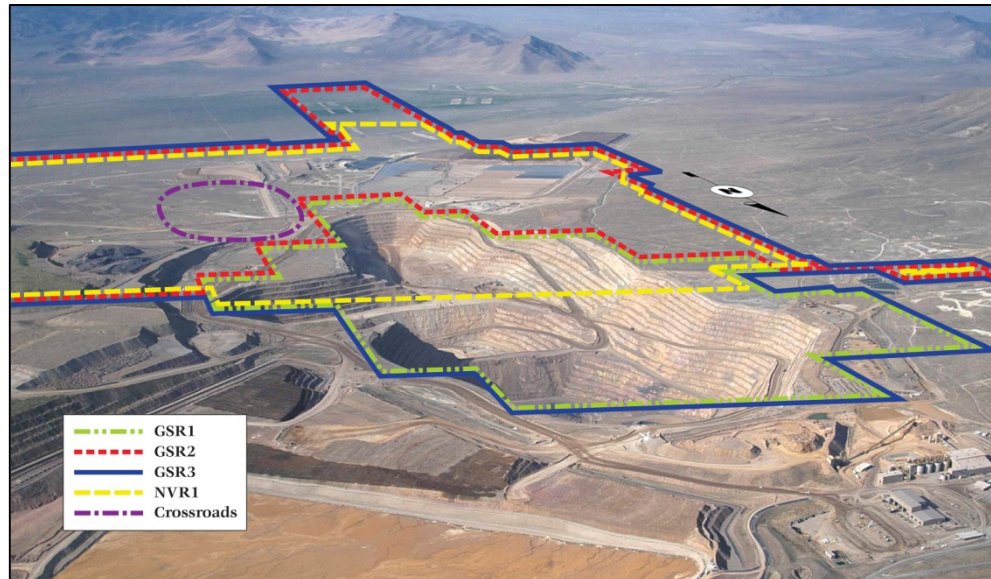


# Key Assets

## Cortez Crossroads On Schedule

QUALITY  
GROWTH  
OPPORTUNITY

### Cortez Crossroads – Nevada, USA



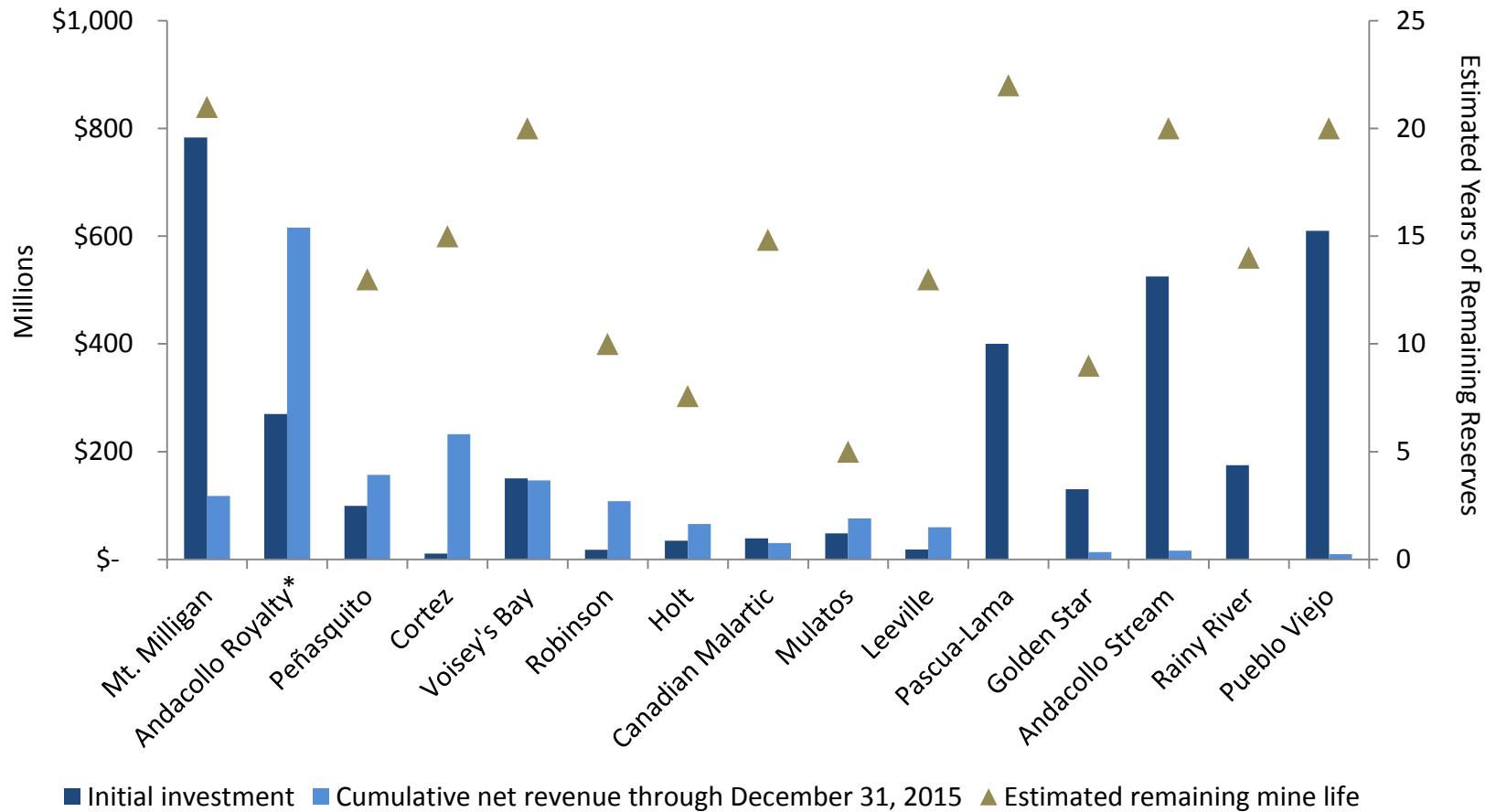
- Crossroads is an area of approximately 3 million ounces subject to Royal Gold's 5% NSR royalty interest
- Waste stripping in the Crossroads pit began in 2015
- Dewatering wells were completed in 2015
- Stripping expected to continue in 2016-2017
- Production expected in 2018<sup>1</sup>



# Investment Results and Thesis

QUALITY  
GROWTH  
OPPORTUNITY

## History of generating strong returns



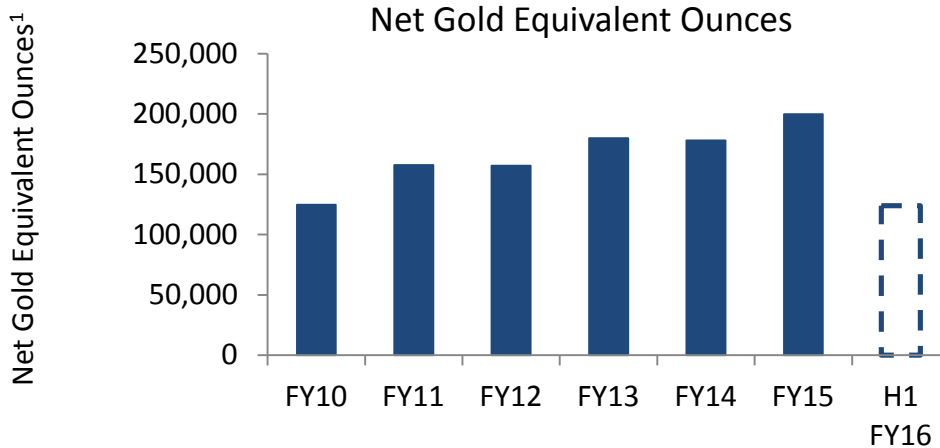
\* Includes proceeds from sale of the Andacollo Royalty; see Andacollo Stream



# Investment Summary

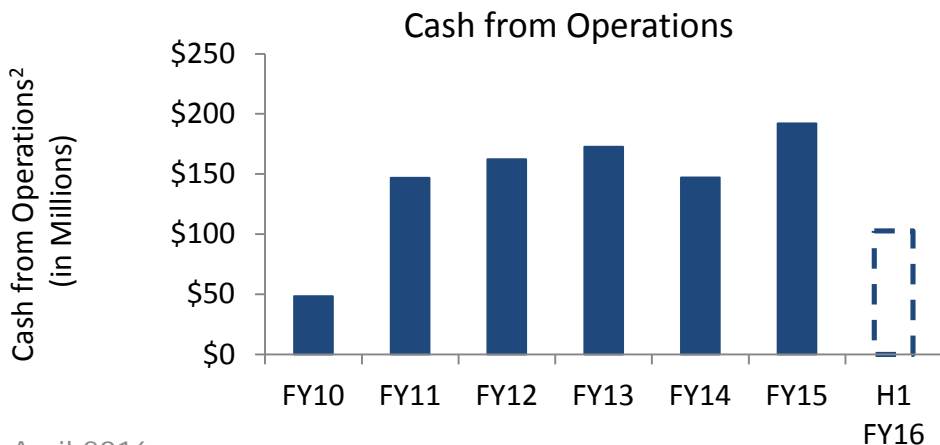
QUALITY  
GROWTH  
OPPORTUNITY

38 producing mines driving growth beyond FY15's record volume and cash flow



Record volume of nearly 200,000 net gold equivalent ounces (GEOs) in FY2015

- 8% CAGR since FY2010
- Higher volume offsets lower gold price
- **H1 FY2016 volume grew to nearly 125,000 GEOs**



Record operating cash flow of \$192 million, or \$2.95/share in FY2015

- 31% increase over FY2014
- Impressive growth profile not reflected in share price
- **H1 FY2016 operating cash flow topped \$100 million and is growing with both new streams and legacy properties**



# Strong Balance Sheet and Few Commitments

QUALITY  
GROWTH  
OPPORTUNITY

Date	Item	(\$USD millions)
March 16, 2016	Undrawn Revolver	\$350.0m
December 31, 2015	Working Capital	\$142.3m
<b>December 31, 2015</b>	<b>Total Available Liquidity</b>	<b>\$442.3m</b>
Strong and Growing Operating Cash flow	For example, Fiscal 2Q Operating Cash flow (included in working capital above)	\$52.1m
Near-Term Conditional Commitments	Existing conditional commitments at Rainy River and Golden Star expected to be funded primarily through cash flow from operations ( <i>net of \$20m payment to Golden Star made in March quarter and announced by GSR recently</i> )	\$125m

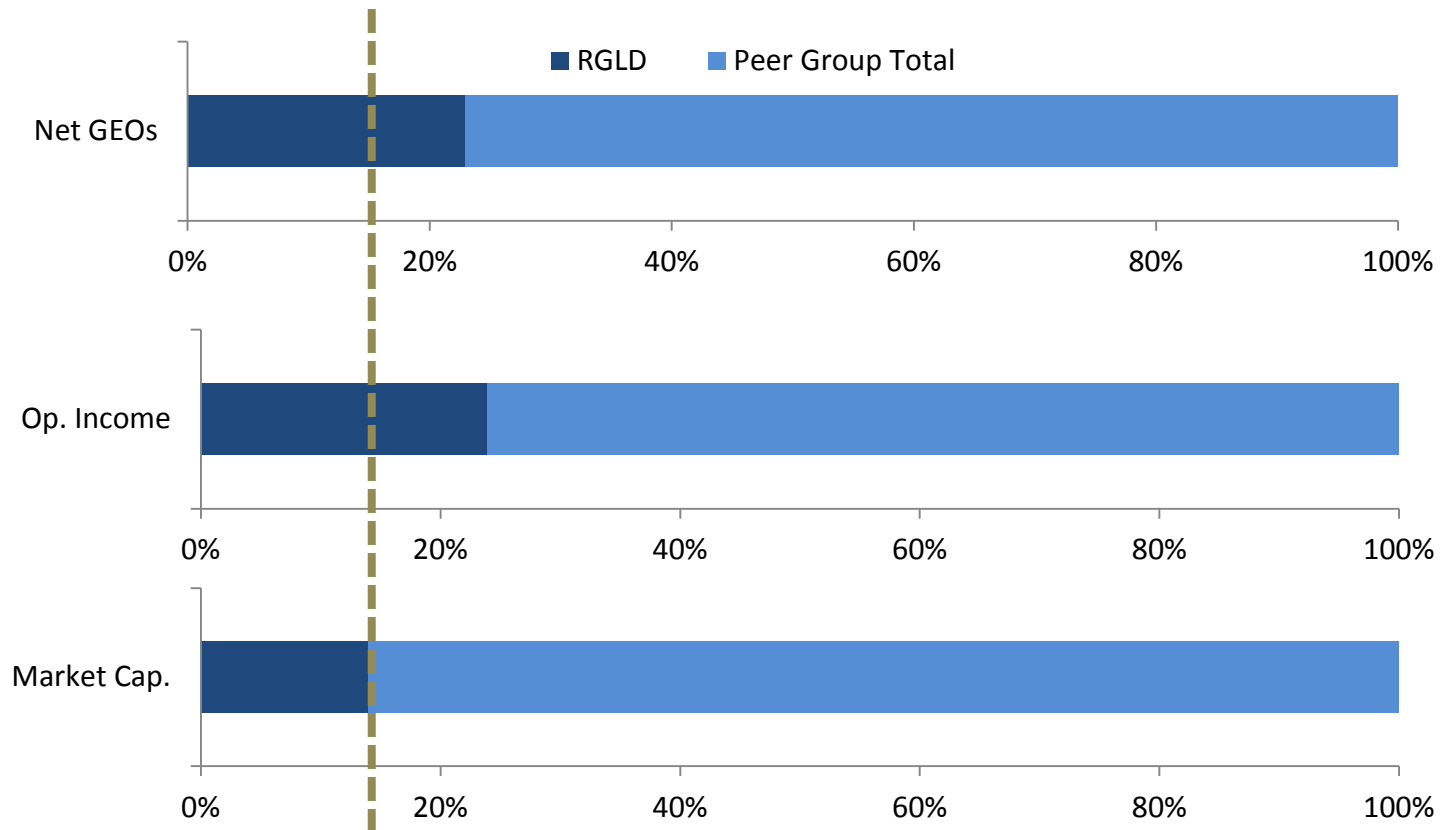




# Valuation Opportunity

QUALITY  
GROWTH  
OPPORTUNITY

🌟 25% of the industry's economics, trading at just 15% of the market cap<sup>1</sup>



*Peer group includes Franco Nevada and Silver Wheaton for the trailing 12 months ended December 31, 2015.*

QUALITY  
GROWTH  
OPPORTUNITY

---



## Endnotes

ROYALGOLD, INC



# Endnotes

QUALITY  
GROWTH  
OPPORTUNITY

Many of the matters in these endnotes and the accompanying slides constitute forward looking statements and are subject to numerous risks, which could cause actual results to differ. See complete Cautionary Statement on page 2.

## PAGE 4 NEW STREAM TRANSACTIONS

1. Estimates are based on future projections provided to Royal Gold by the operators and assuming constant \$1,200 gold. There can be no assurance that production estimates received from our operators will be achieved. Please refer to our cautionary language regarding forward-looking statements at the beginning of this presentation.

## PAGE 5 GROWING AND DIVERSIFYING PORTFOLIO

1. Estimates are based on future projections provided to Royal Gold by the operators and assuming constant \$1,100 per ounce gold price. There can be no assurance that production estimates received from our operators will be achieved. Please refer to our cautionary language regarding forward-looking statements at the beginning of this presentation.

## PAGE 6 RECORD DECEMBER QUARTER RESULTS

1. The Company defines Gold Equivalent Ounces as revenue divided by the average gold price for the same period. Net of the Company's stream payments, GEOs were 68,300 in the second quarter, up 22,400 net GEOs in the year-ago quarter.

## PAGE 7 GROWING MARGINS

1. March and September 2015 reported operating cash flow adjusted for one-time tax items related to a foreign exchange gain and gain on the sale of the Andacollo royalty, respectively.

## PAGE 8 RETURNING CAPITAL TO SHAREHOLDERS

1. Payout ratio of operating cash flow calculated as dividends paid divided by cash from operations for the fiscal year ended June 30, 2015.

## PAGE 9 KEY ASSETS – MOUNT MILLIGAN PERFORMING AS DESIGNED

1. See Thompson Creek Metals Company's press release dated April 12, 2016.
2. Wood Mackenzie, April 11, 2016.

## PAGE 10 KEY ASSETS – PUEBLO VIEJO CONTRIBUTIONS GROWING

1. See Barrick's press release dated February 17, 2016.



# Endnotes (cont.)

QUALITY  
GROWTH  
OPPORTUNITY

Many of the matters in these endnotes and the accompanying slides constitute forward looking statements and are subject to numerous risks, which could cause actual results to differ. See complete Cautionary Statement on page 2.

## PAGE 11 KEY ASSETS – RAINY RIVER IN CONSTRUCTION

1. Cautionary Note to U.S. Investors Concerning Estimates of Proven and Probable Mineral Reserves and Measured and Indicated Mineral Resources: The mineral reserve estimates reported by the operators were prepared in accordance with Canadian Institute of Mining, Metallurgy and Petroleum Definition Standards for Mineral Resources and Mineral Reserves, as incorporated by reference in National Instrument 43-101. Royal Gold has not reconciled the reserve estimates provided by the operators with definitions of reserves used by the U.S. Securities and Exchange Commission.

While the terms “Mineral Resource,” “Measured Mineral Resource” and “Indicated Mineral Resource” are recognized and required by Canadian securities regulations, they are not defined terms under standards of the United States Securities and Exchange Commission. Under United States standards, mineralization may not be classified as a “Reserve” unless the determination has been made that the mineralization could be economically and legally produced or extracted at the time the reserve estimation is made. The mineral resources reported herein are estimates previously disclosed by the operator, without reference to the underlying data used to calculate the estimates. Accordingly, Royal Gold is not able to reconcile the estimates prepared in reliance on Canadian National Instrument 43-101 with terms recognized by the United States Securities and Exchange Commission. Readers are cautioned not to assume that all or any part of the measured or indicated mineral resources will ever be converted into mineral reserves.

2. See New Gold’s press release dated February 17, 2016.

## PAGE 12 KEY ASSETS – WASSA/PRESTEA

1. See GSR’s press release dated April 13, 2016.

## PAGE 13 KEY ASSETS – CORTEZ CROSSROADS ON SCHEDULE

1. See Barrick’s 43-101 on Cortez dated March 21, 2016.

## PAGE 14 CAPITAL ALLOCATION SUCCESS

1. Source is S&P CapitalIQ. Impairments include asset and equity position impairments.
2. RGLD Cumulative Cash from Operations adjusted for the tax gain on sale of the Andacollo royalty in 2015.

## PAGE 15 INVESTMENT SUMMARY

1. Royal Gold defines net Gold Equivalent Ounces as revenue divided by the average gold price for the same period, less the purchase price per ounce in the case of streams.
1. H1 FY16 Cash from Operations adjusted for the tax gain on sale of the Andacollo royalty.

## PAGE 17 OPPORTUNITY – VALUATION

1. Source is S&P CapitalIQ.

QUALITY  
GROWTH  
OPPORTUNITY

---



# Appendix

ROYALGOLD, INC



# Opportunity – Strong Performance

QUALITY  
GROWTH  
OPPORTUNITY

 Strengthening quarterly cash flow and volume despite a lower gold price

RGLD	Calendar Quarter Ended										CYTD 2016
	Sep-13	Dec-13	Mar-14	Jun-14	Sep-14	Dec-14	Mar-15	Jun-15	Sep-15	Dec-15	
Operating Income (\$m)	\$26	\$23	\$29	\$31	\$31	\$25	\$32	\$28	\$21	\$27	TBR
Operating Cash Flow (\$m)*	\$35	\$35	\$45	\$32	\$52	\$30	\$66	\$44	\$50	\$52	TBR
Net GEOs	42,590	40,630	43,160	49,565	48,639	45,837	52,171	53,324	55,669	68,300	TBR
Average Gold Price Per Oz	\$1,326	\$1,276	\$1,293	\$1,288	\$1,282	\$1,201	\$1,218	\$1,192	\$1,124	\$1,106	\$1,156
Average RGLD Share Price	\$52	\$47	\$61	\$66	\$75	\$66	\$69	\$64	\$51	\$42	\$37

\*Adjusted for tax gain recorded in Sept 2015



# Growth – Portfolio Transformation

QUALITY  
GROWTH  
OPPORTUNITY

## Andacollo – Teck, Andacollo



### ➤ Project:

- Long operating history
- Well respected partner in Teck, Canada's largest diversified resource company
- Proven and probable reserves of 1.6 Moz gold and a 22 year mine life

### ➤ Stream:

- 100% gold stream to 900 koz; 50% thereafter, subject to 89% payable factor
- Royal Gold will pay 15% of spot price per ounce, in addition to upfront payment of \$525 million
- Larger economic interest in terms of duration and gold interest vs. prior royalty
- Expanded footprint encompassing additional mineral rights and a 1.5 kilometer area of interest relative to prior royalty (which Royal Gold sold for consideration of \$345 million)

QUALITY  
GROWTH  
OPPORTUNITY

---



1660 Wynkoop Street, #1000

Denver, CO 80202-1132

303.573.1660

[info@royalgold.com](mailto:info@royalgold.com)

[www.royalgold.com](http://www.royalgold.com)

ROYALGOLD, INC