



CENTURYTM **CASINOS**

CORPORATE PRESENTATION
June 2012

Peter Hoetzinger, Co-CEO & President

Welcome
to the Winners' Zone!

Safe Harbor Statement



Century Casinos, Inc. (the "Company") has prepared this presentation for the sole purpose of providing information relating to the Company. The content of this presentation is based on public information and on data provided by the Company's management. No reliance may be placed for any purposes whatsoever on the information contained in this presentation or on its completeness, accuracy or fairness. The information in this presentation is subject to verification, completion and change, and no representation or warranty is made by the Company or any of its representatives as to the accuracy or completeness of the information and no liability is accepted by any such person for any such information or opinion or for any loss howsoever arising from any use of this presentation or the information contained herein. This presentation and the information contained herein does not constitute or form part of any offer or invitation to sell or to issue, or any solicitation to any offer to purchase or subscribe for securities of the Company, nor shall it or any part of it nor the fact of its distribution form the basis of, or be relied upon in connection with, any contract or investment decision. Investors and prospective investors in securities of any issuer mentioned herein are required to make their own independent investigations and appraisal of the business and financial condition of such company and the nature of the securities. All statements other than statements of historical facts included in this presentation, including, without limitation, those regarding the Company's financial position, business strategy, plans and objectives of management for future operations (including development plans and objectives relating to our services), are forward-looking statements. Such forward-looking statements involve known and unknown risks, uncertainties and other factors, including, without limitation, economic, competitive, and governmental factors affecting the company's operations, markets, services and prices, which may cause the Company's actual results, performance or achievements to be materially different from any future results, performance or achievements expressed or implied by such forward-looking statements. The forward-looking statements in this presentation speak only as at the date of this presentation, and the Company will not, and disclaims any obligation to, revise or update any forward-looking statement that is contained herein or that may be made from time to time by it or on its behalf. The information contained in this presentation should be read in conjunction with information contained in the Company's recent filings with the SEC, including, without limitation, filings on Form 10-K, 10-Q and 8-K. The Company's Quarterly Report has been filed with the SEC on Form 10-Q for the most recent period. This presentation contains certain non-GAAP financial measures. Reconciliations to the most directly comparable GAAP financial measures are contained in the earnings news releases.

International Casino Entertainment Company



- Develop and operate mid-market, regional casinos in regulated markets world-wide
- 24 casino operations (approx. 3,000 slots and 200 tables):
 - 4 in North America (US and Canada)
 - 7 in Eastern Europe (Poland)
 - 1 in the Caribbean (Aruba)
 - 12 on cruise ships
- Founded in 1992 and listed on NASDAQ (since 1994) and Vienna Stock Exchange (since 2005), ticker symbol “CNTY”
- Experienced senior management successfully developed and managed over 130 casinos in 25 countries and on cruise ships

Investment Highlights

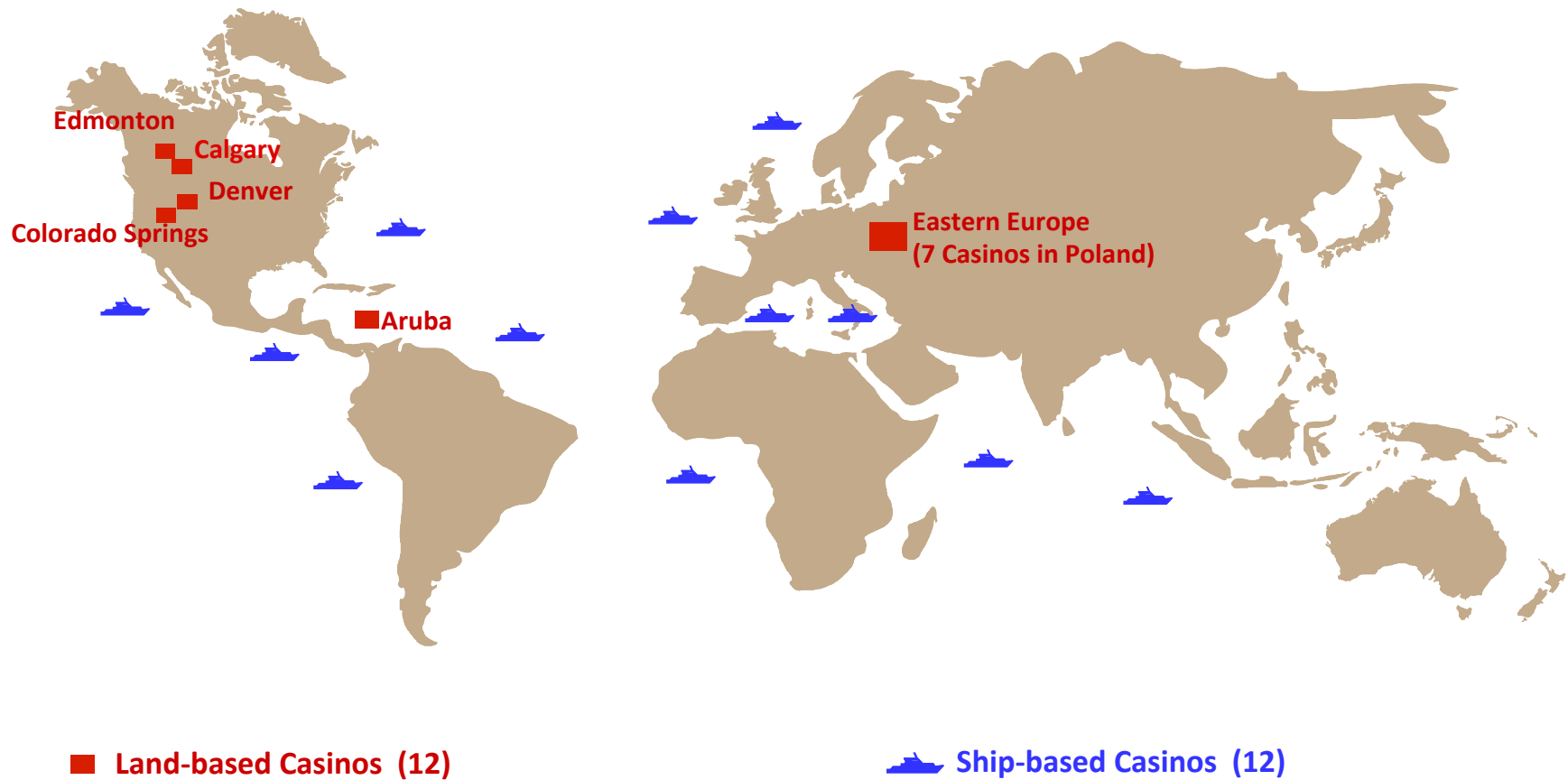


- Established facilities in key markets with high barriers to entry (limited number of casino licenses in Canada and Poland)
- As general economic conditions improve, streamlined operations bring high percentage of incremental revenues to the bottom line
- Recent acquisitions (on land and at sea) provide substantial revenue increases
- 9 consecutive quarters with increases in both revenues and net earnings
- Strong balance sheet (net cash position)
- New \$27 million credit line from BMO at 3.75% (floating)
- Expansion opportunities in established as well as new geographies



Business Review

International Diversification



Colorado Casino Market



- We are in 2 out of 3 cities that allow casino gaming (outside of Indian reservations). Historic mining towns (Cripple Creek and Central City) have developed into tourist attractions.
- Regulatory environment
 - \$100 betting limits
 - All popular casino games available
 - Open 24 / 7
- Marketing competition is intense
 - Promotions and cash coupons are a must
 - Century Casinos has attractive player loyalty programs (>70% carded play)



Colorado Hotel Casinos



	Central City (near Denver, CO)	Cripple Creek (near Colorado Springs, CO)
Ownership	Wholly Owned	Wholly Owned
Opened/Acquired	2006	1993
Slot Machines	507 (100% TITO)	437 (100% TITO)
Table Games	12	6
Hotel Rooms	26	21
Parking	Garage	Surface
Restaurants/Bars	2/1	1/2
Additional Amenities	--	--
Net Revenue Q1/12 vs. Q1/11	up 3%	up 2%
Adj. EBITDA Q1/12 vs. Q1/11	up 2%	down 1%



Alberta, Canada, Casino Market



- Limited number of casino licenses in Alberta – high barrier to entry
- Alberta Gaming & Liquor Commission (AGLC) is investment partner
 - Revenue split provides incentive for AGLC to improve our business
 - Upgrading slot machines at both properties
- Calgary Casino – Acquired in 1/2010, focus on growing market share
- Edmonton Casino - Our largest casino, solid growth
- Strong and growing Winners Zone loyalty programs
- Focus on entertainment options & events to drive traffic
- Strengthening attractions and promotions for VIPs and Asian players

Canada Hotel Casinos



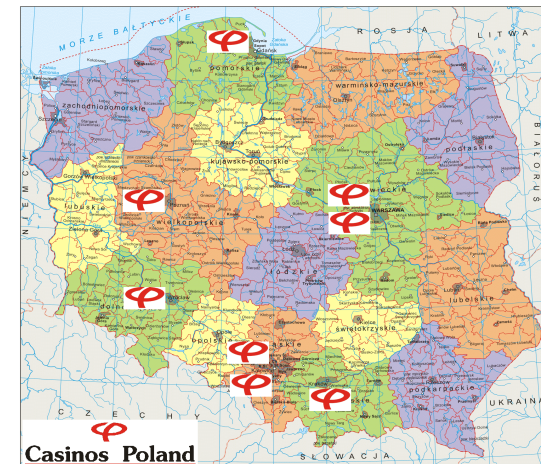
	Calgary Alberta, Canada	Edmonton Alberta, Canada
Ownership	Wholly Owned: AGLC split	Wholly Owned: AGLC split
Opened/Acquired	Acquired Jan 2010 Re-Open Nov 2010	2006
Gaming Machines	529 (100% TITO)	726 (100% TITO)
Table Games	18	34
Hotel Rooms	--	26
Parking	Surface	Heated Garage
Restaurants/Bars	1/2	3/2
Additional Amenities	Bowling, showroom, entertainment	Live music lounge, comedy club, show
Net Revenue Q1/12 vs. Q1/11	up 2%	up 5%
Adj. EBITDA Q1/12 vs. Q1/11	up 162%	down 1%



International Casinos: Poland



- Casinos Poland Ltd. has a 56% share of the Polish Casino Market
- Limited number of casino licenses – high barrier to entry
- Operating at high-end hotel venues in cities throughout Poland
- Solid performance continues despite - or because - of changes in Gaming Law:
 - Gaming tax rate increased by 5%
 - New licensing process open to all
 - Elimination of slots outside casinos (over the next 4 years)
- Partnership with state-owned companies (1/3 Century, 1/3 LOT and 1/3 PPL)



International Casinos: Aruba



- December 2010: signed long-term management agreement with Carlson Radisson Hotel Group
 - Assist in managing the casino and receive management fee
 - No investment required from us
- Equipment and interior design upgrade
- Radisson Hotel & Spa Resort with 355 rooms and suites, various restaurants and bars, conference and spa facilities
- Casino caters to international tourists (US, Europe, South American, Canada), guests from other hotels and locals



International Casinos: Cruise Ships



- Largest independent operator of casinos onboard luxury cruise ships
- Opportunistic approach towards cruise lines with affluent passengers
 - Target smaller cruise lines with one to ten ships
 - Cruise lines with more ships tend to manage their own casino business
- Control the entire casino operation
 - Manage personnel
 - Provide equipment
 - Minimal marketing spend: captive audience with no direct competition
 - Pay percentage of revenue to cruise line

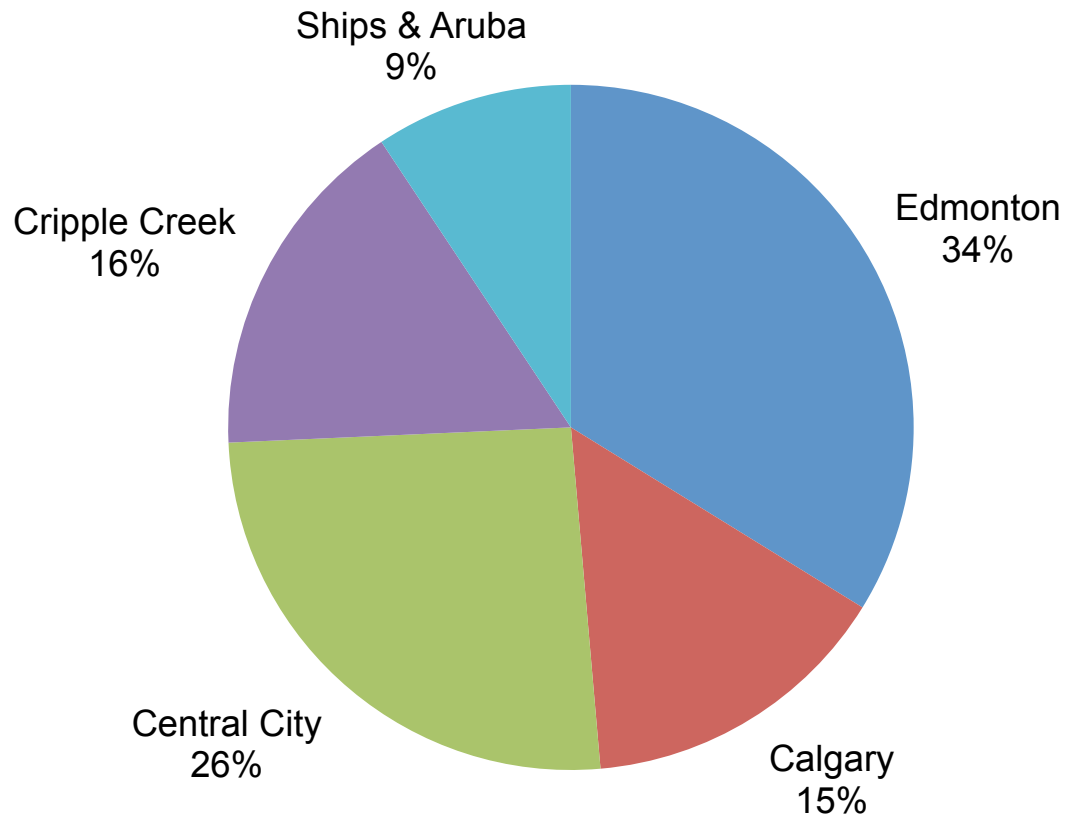


International Casinos

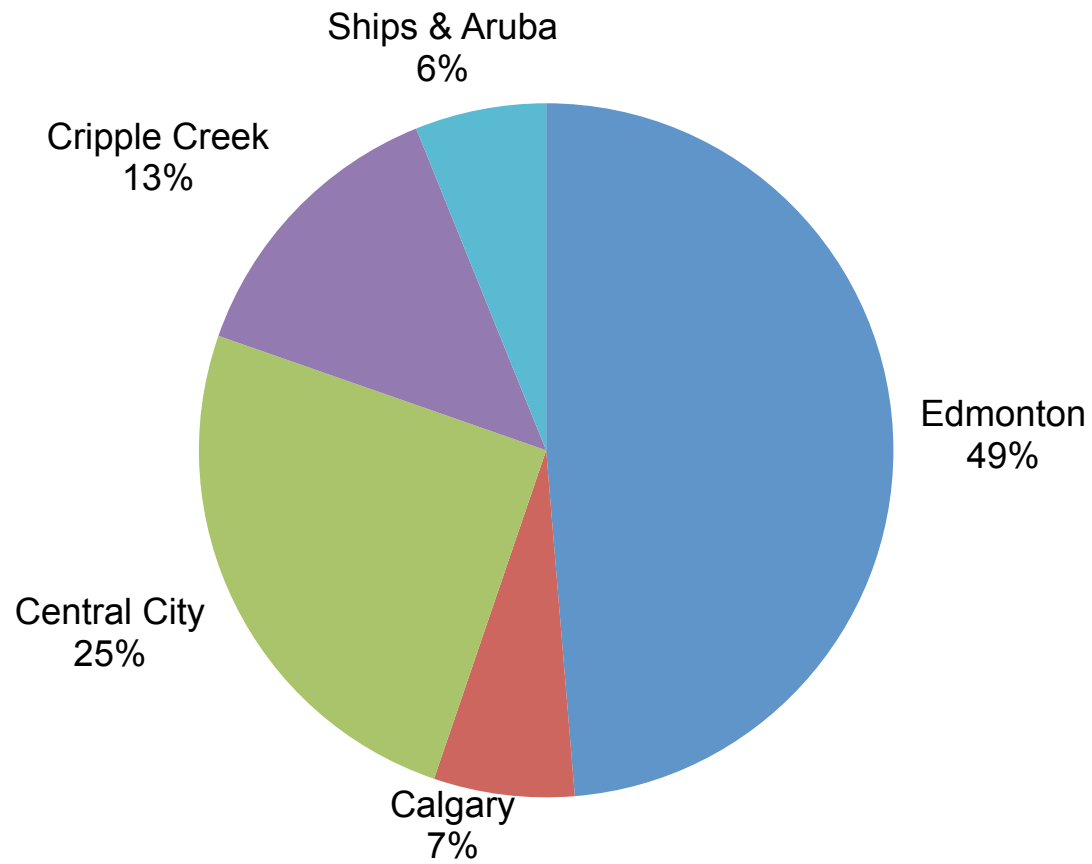


	Poland	Aruba Antilles, Caribbean	Cruise Ships
Ownership	CNTY has a 1/3 stake in Casinos Poland Ltd.	Management contract with Radisson hotel	100% owned and operated under concession contracts
Opened/Acquired	March 2007	December 2010	Varies
# of Casinos	7, +1 in development	1	12
Slot Machines	250	210	424
Table Games	80	15	56
Location/Venue	Casinos located in 4 and 5-Star Hotels	Radisson Hotel, Spa and Conference Center	Regent Seven Seas, Oceania, Windstar, TUI
Income Structure	Not consolidated (equity accounting)	Fixed payment plus EBITDA percentage	Pay percentage of revenue to the cruise line
Revenue Q1/12 vs. Q1/11	up 1%	Management Fee	up 7%
EBITDA Q1/12 vs. Q1/11	up 21%	Management Fee	up 2%

Revenue Diversification per Casino



Adj. EBITDA Diversification per Casino



Financial Results 2011 vs. 2010



Net Operating Revenue	\$ 70.9 Million	+ 17%
Adj. EBITDA	\$ 10.7 Million	+ 35%
Earnings from Operations	\$ 4.3 Million	+ 300%
Net Earnings	\$ 3.0 Million	+ 196%
Earnings per Share	\$ 0.13	+ 225%
Net Cash	\$ 16.1 Million	+ 101%

Q1 2012 vs. Q1 2011



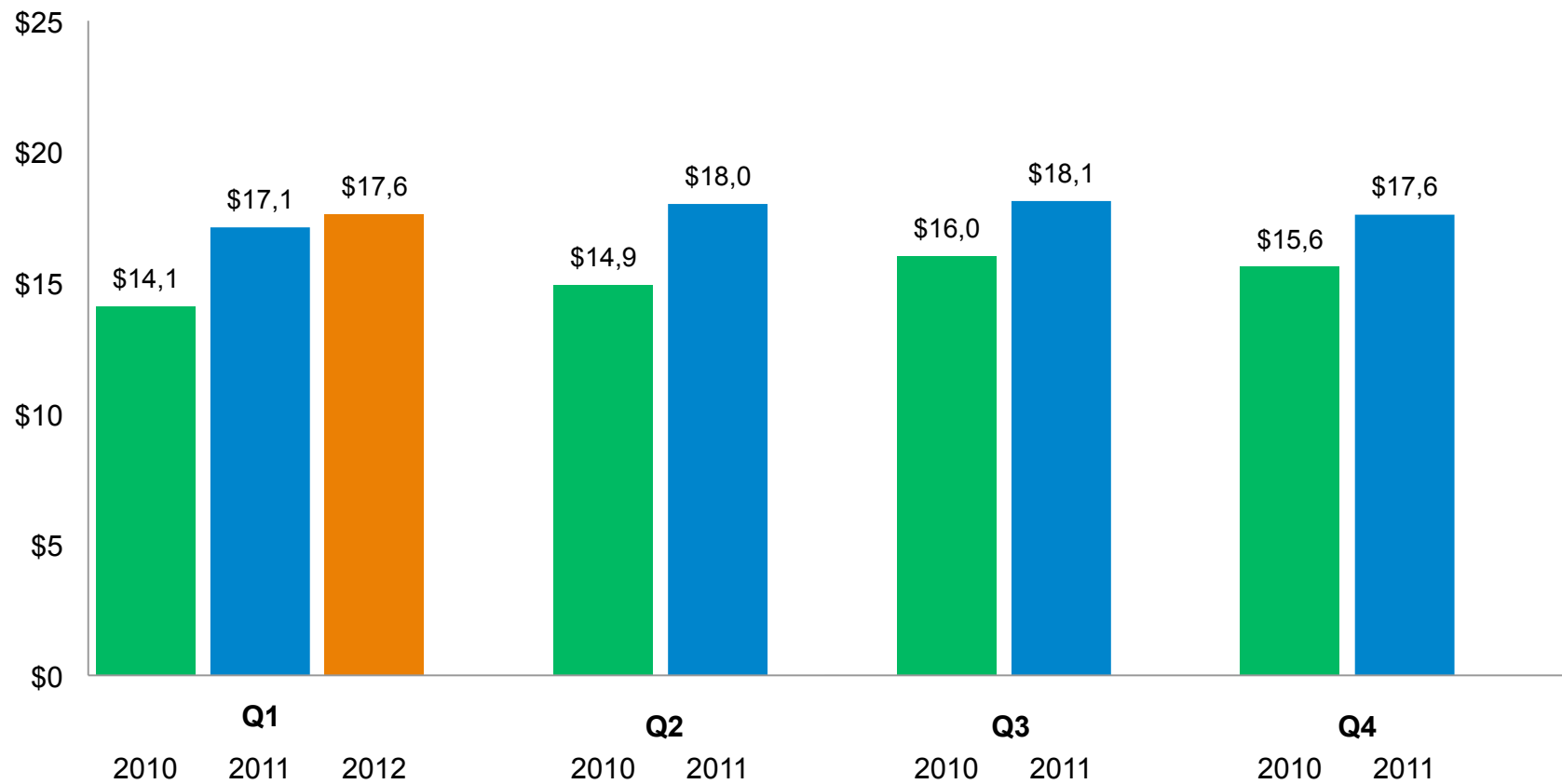
Net Operating Revenue	\$ 17.6 Million	+ 3%
Adj. EBITDA	\$ 2.8 Million	+ 9%
Earnings from Operations	\$ 1.6 Million	+ 108%
Net Earnings	\$ 1.1 Million	+ 211%
Earnings per Share	\$ 0.05	+ 150%
Net Cash	\$ 16.2 Million	+ 71%

➤ **9th consecutive quarter with increases in both revenues and net earnings**

Net Operating Revenue



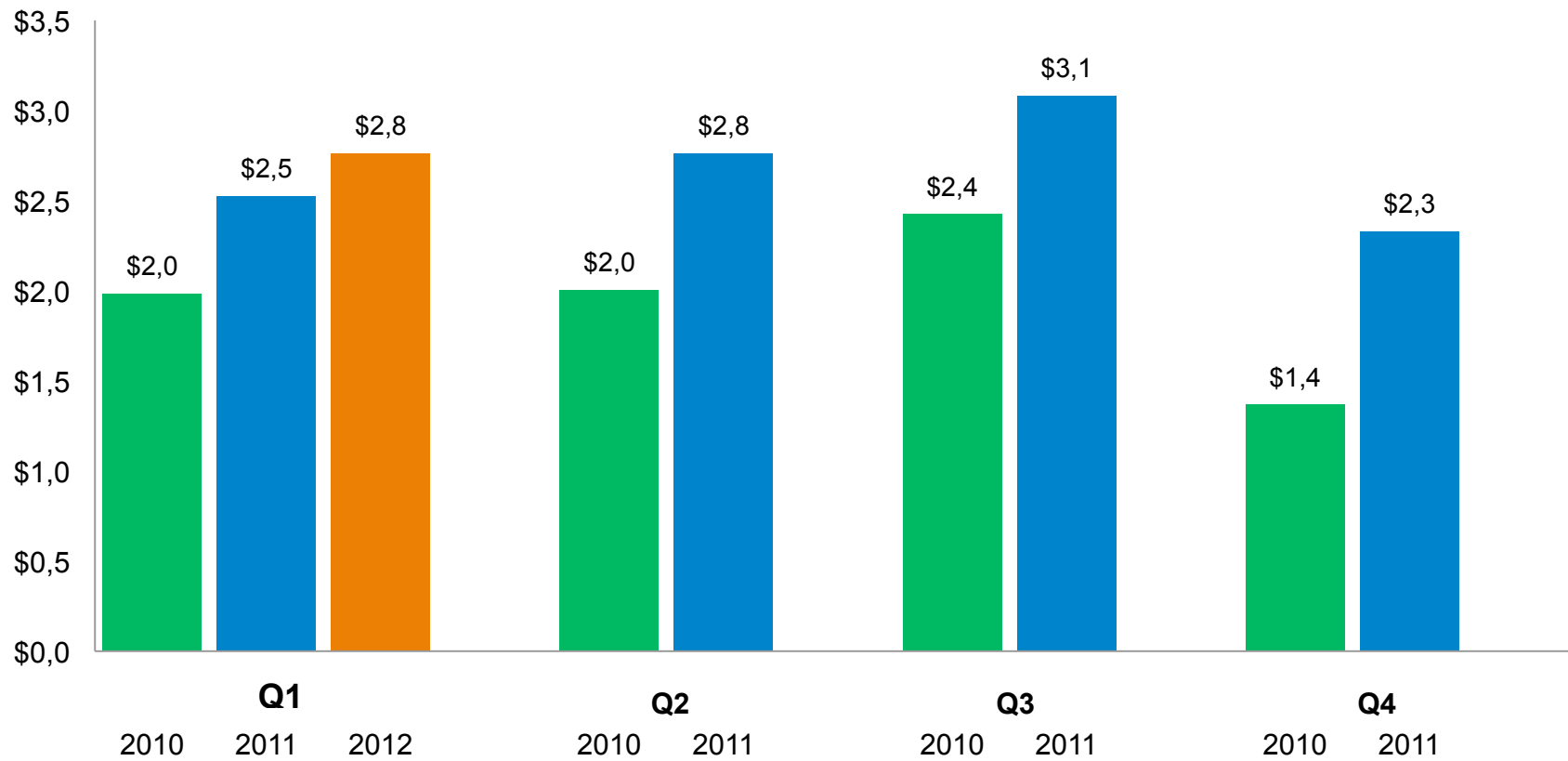
(in USD Mio.)



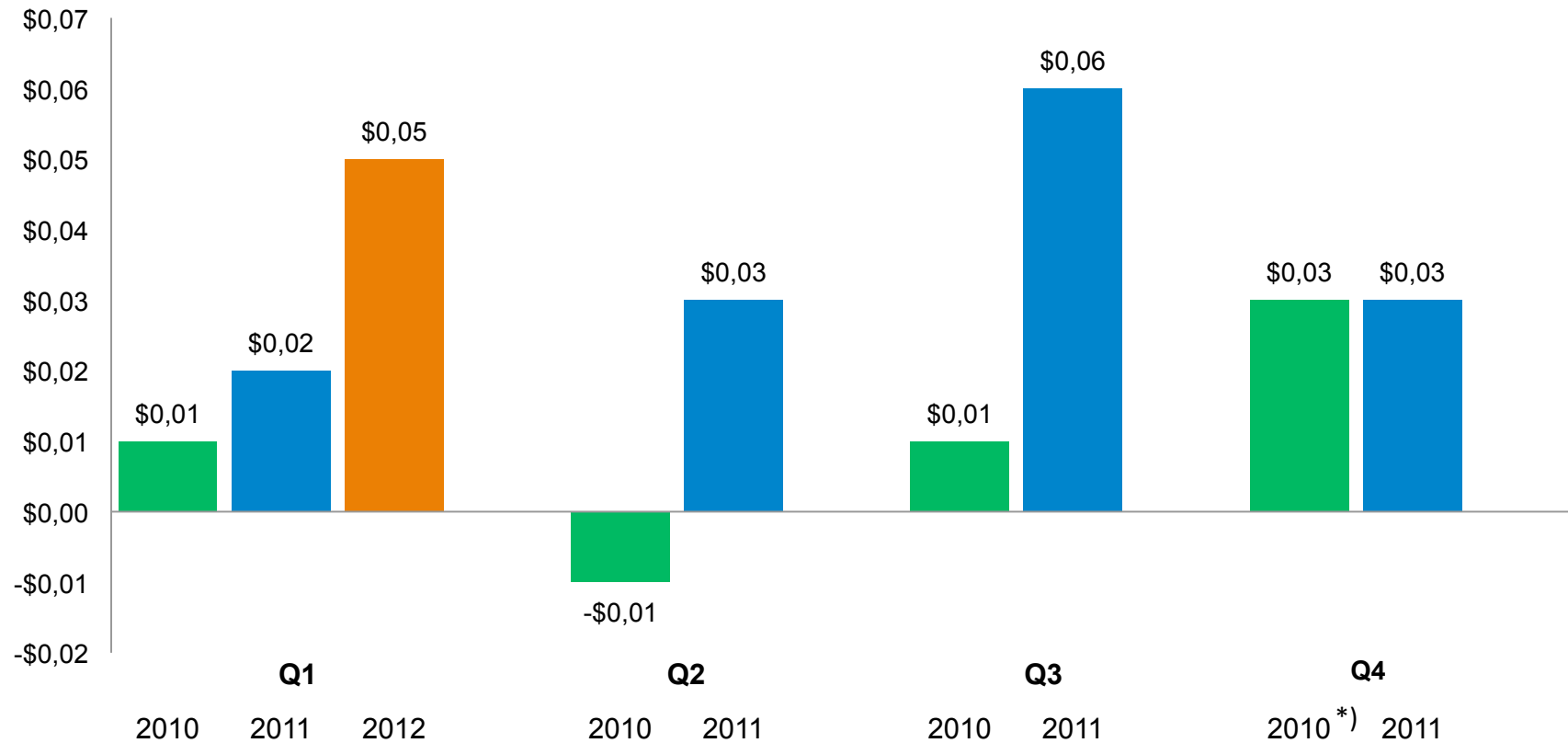
Adj. EBITDA



(in USD Mio.)

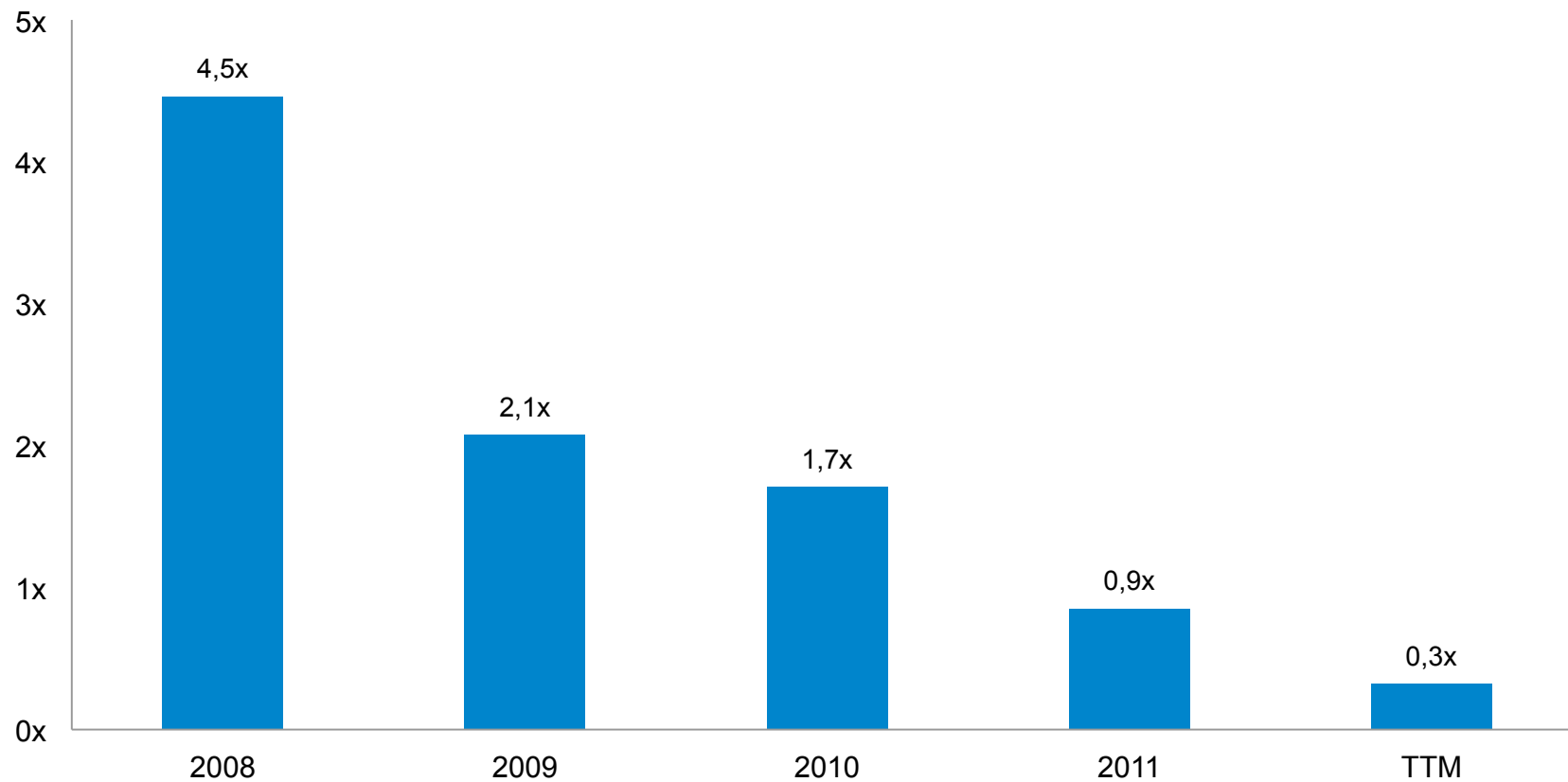


Earnings per Share



*) EPS in Q4-2010 included a \$1.2 mil gain on bargain purchase associated with the Calgary acquisition

Debt / Adj. EBITDA



Summary & Outlook



- Internationally diversified portfolio is profitable and growing despite difficult economy – poised for further growth as general economy improves
- 9 consecutive quarters with increases in both revenues and net earnings
- One of the healthiest balance sheets in the industry (net cash)
- \$27 million credit line with BMO at 3.75% (currently / floating)
- Globally experienced management team
- Remain location flexible to undertake projects in any well regulated casino market world-wide
- Currently evaluating multiple international opportunities and able to act quickly (potential acquisitions and green-field developments in attractive markets, including SE Asia and Canada)



CENTURYTM
CASINOS

CONTACT INFORMATION

Peter Hoetzing 彼得·霍令格

Co CEO & President

peter.hoetzing@cnty.com

US: + 1 (719) 689 5813

Europe: + 43 664 355 3935

Welcome
to the Winners' Zone!

Q & A





Annexures

2010 Transactions



Land

- Calgary - January acquisition of the Silver Dollar Casino for \$11.5 mil
- November \$3 mil re-launch under Century brand
- Cripple Creek, CO - September re-launch under Century brand
- Central City, CO - December relocation of Deli and Poker room
- Aruba - December agreement with Carlson Radisson Hotel Group

Sea

- Regent Seven Seas Cruises - agreement for 3 casinos
- Windstar Cruises - agreement for 3 casinos
- Oceania Cruises - 5 year contract extension for 5 casinos

Land Properties - Characteristics



- Mid-size casinos, catering primarily to local customers with some tourism
- Key Criteria
 - Well regulated markets with robust casino legislation
 - Immediate catchment area – residents within 60-90 minutes
 - Economic terms (gaming tax structure, investment required)
- Non-gaming amenities increasingly important
 - F&B, Lodging
 - Entertainment (Shows, Events, Bowling, Comedy Club)
- Focus on customer service
 - Comfort equates to repeat business – treat like VIPs
 - Reward player loyalty

Management Team



- Erwin Haitzmann: Co Founder, Chairman of the Board,
Co CEO
35 years casino experience
- Peter Hoetzing: Co Founder, Vice Chairman of the Board,
Co CEO & President
25 years casino experience
- Margaret Stapleton
Executive VP of Finance
- Timothy Wright
Vice President Accounting & Corporate Controller
- Andreas Terler
Managing Director Europe; VP Cruise Ships & Caribbean Operations
- Nikolaus Strohrigel
Managing Director Europe and Poland; Compliance Officer, Vienna Stock Exchange