

OUR PRODUCTS

JUNE 4TH, 2018

SKYLINE  CHAMPION

PRODUCT TYPES

MANUFACTURED HOMES

Single- and multi-section homes



PARK MODEL RVs

Tiny homes for resort developments and RV campgrounds



COMMERCIAL MODULAR

Hotels, apartments, student and senior housing



MODULAR HOMES

Ranch, Cape Cod, chalet and two-story homes



MULTI-FAMILY HOUSING

Townhomes, duplexes and tri-plexes



MANUFACTURED HOMES

Variety

From simple single section homes to sophisticated multi-section designs over 2300 square feet, our extensive collections of home plans allow us to offer solutions at all price points throughout the U.S. and western Canada.

Manufacturing

Skyline Champion has the most comprehensive manufacturing footprint in North America with 35 manufacturing facilities building manufactured homes.

Design

We integrate trending design components and layouts into every room in our homes. Inside, you'll find features like large walk-in showers, spa-like tubs, stylish and functional kitchen islands, farmhouse sinks, large living rooms with built-in entertainment centers, cozy fireplaces, and spacious laundry rooms.

MANUFACTURED HOMES – Virtual Tours

Built in Corona, CA



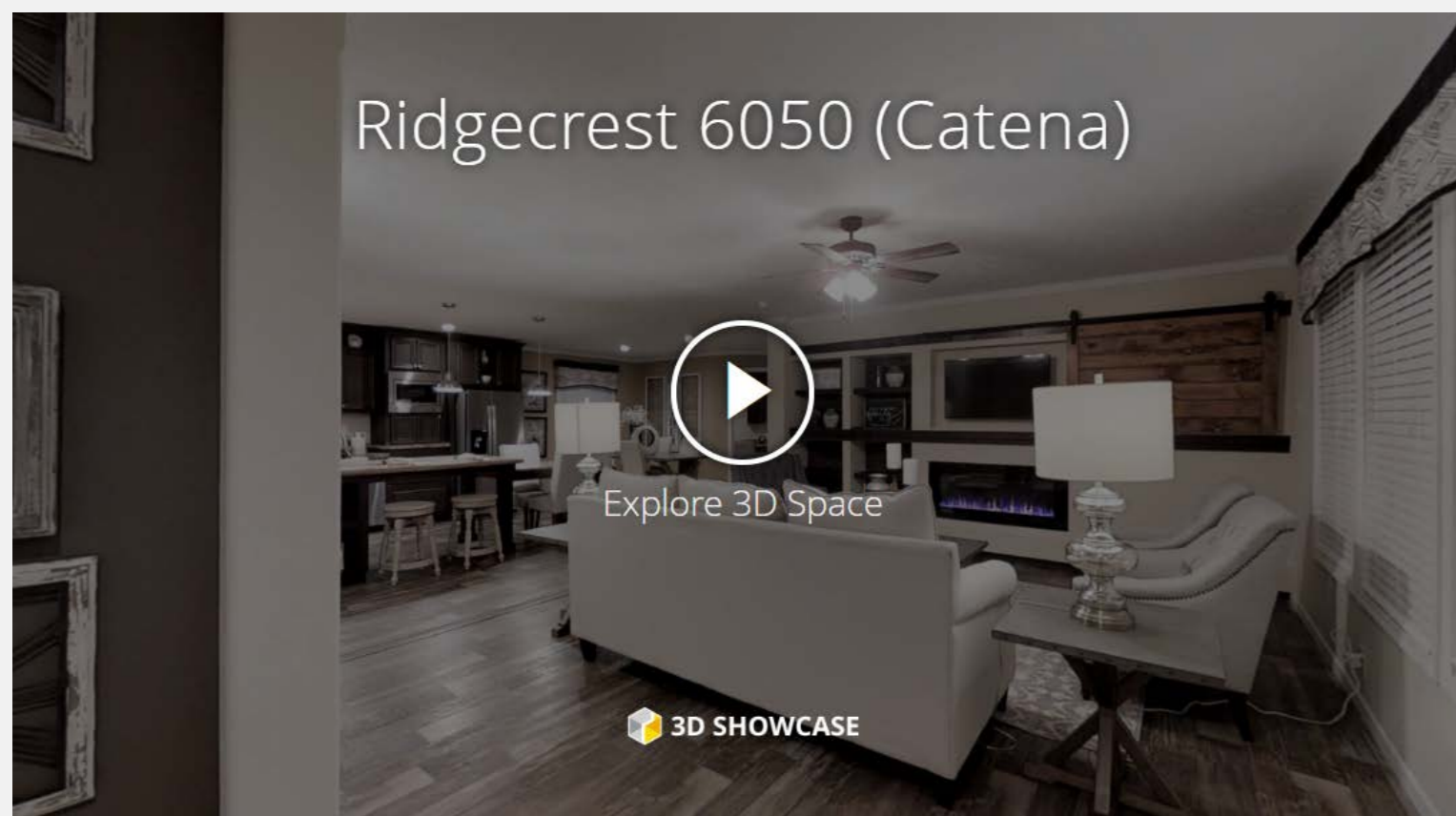
Built in McMinnville, OR



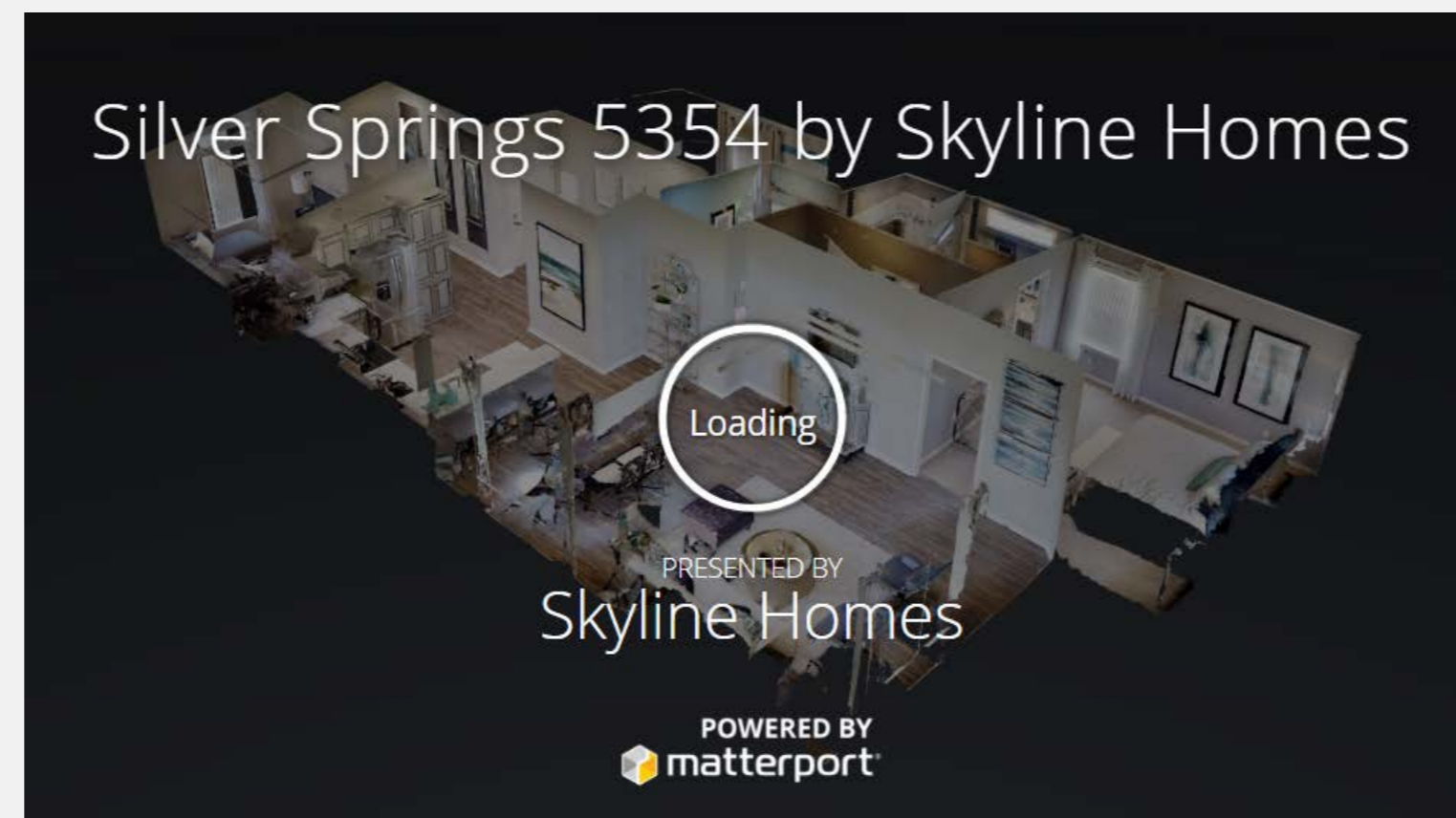
Built in Ephrata, PA



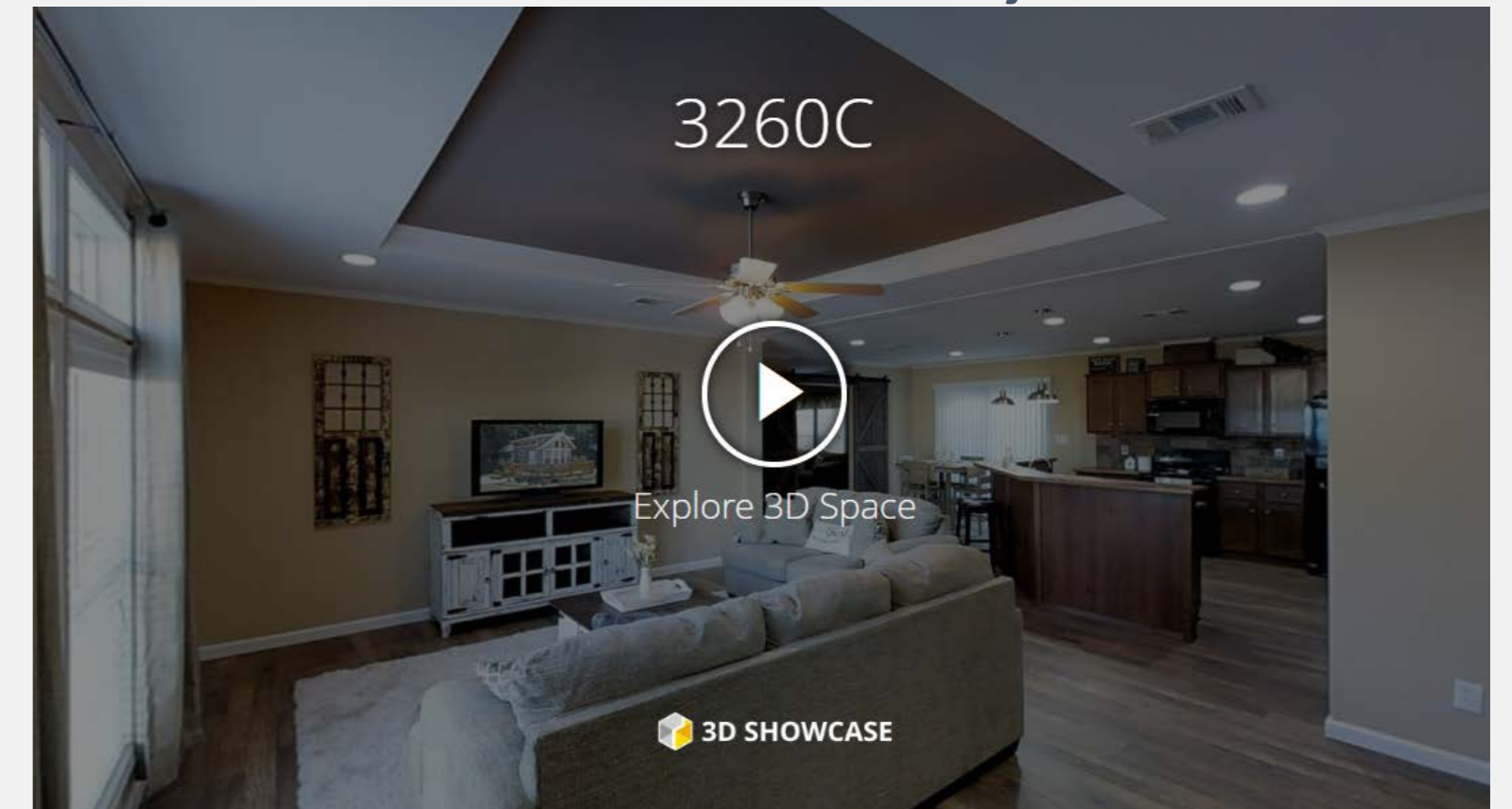
Built in Dresden, TN



Built in Ocala, FL



Built in Athens, TX



MANUFACTURED HOMES – Photography



MODULAR HOMES

House Types

Modular homes are built to state and local building codes and can accommodate a variety of architectural styles and types. Our modular brands have built traditional ranches, cape cods and two-stories, ranging from 1,000 to over 4,000 sq.ft.

Manufacturing

Our manufacturing footprint allows us to reach most U.S. markets where modular homes are in demand.

Customers

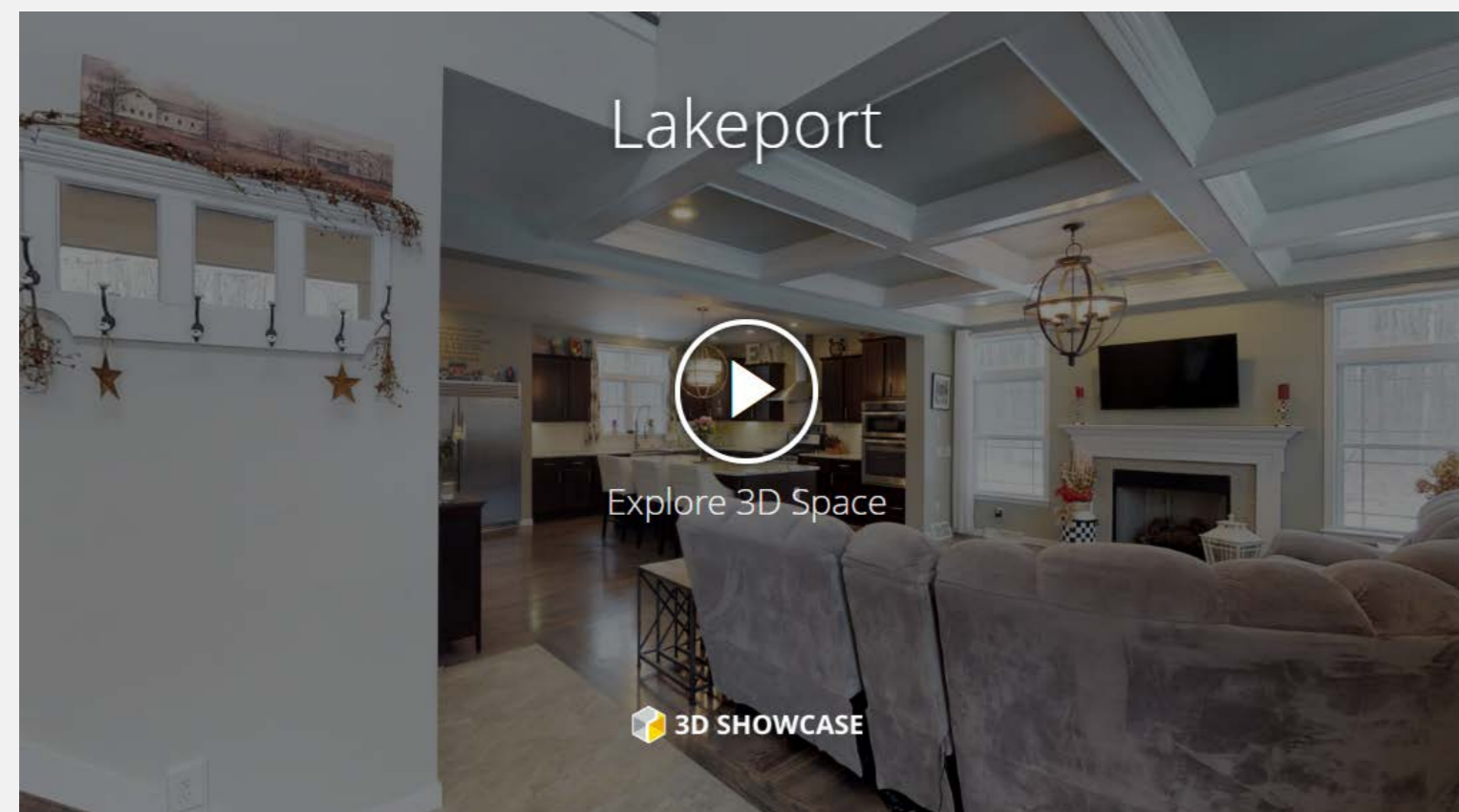
Our modular homes are sold through retailers, builders, and developers.

MODULAR HOMES – Photography

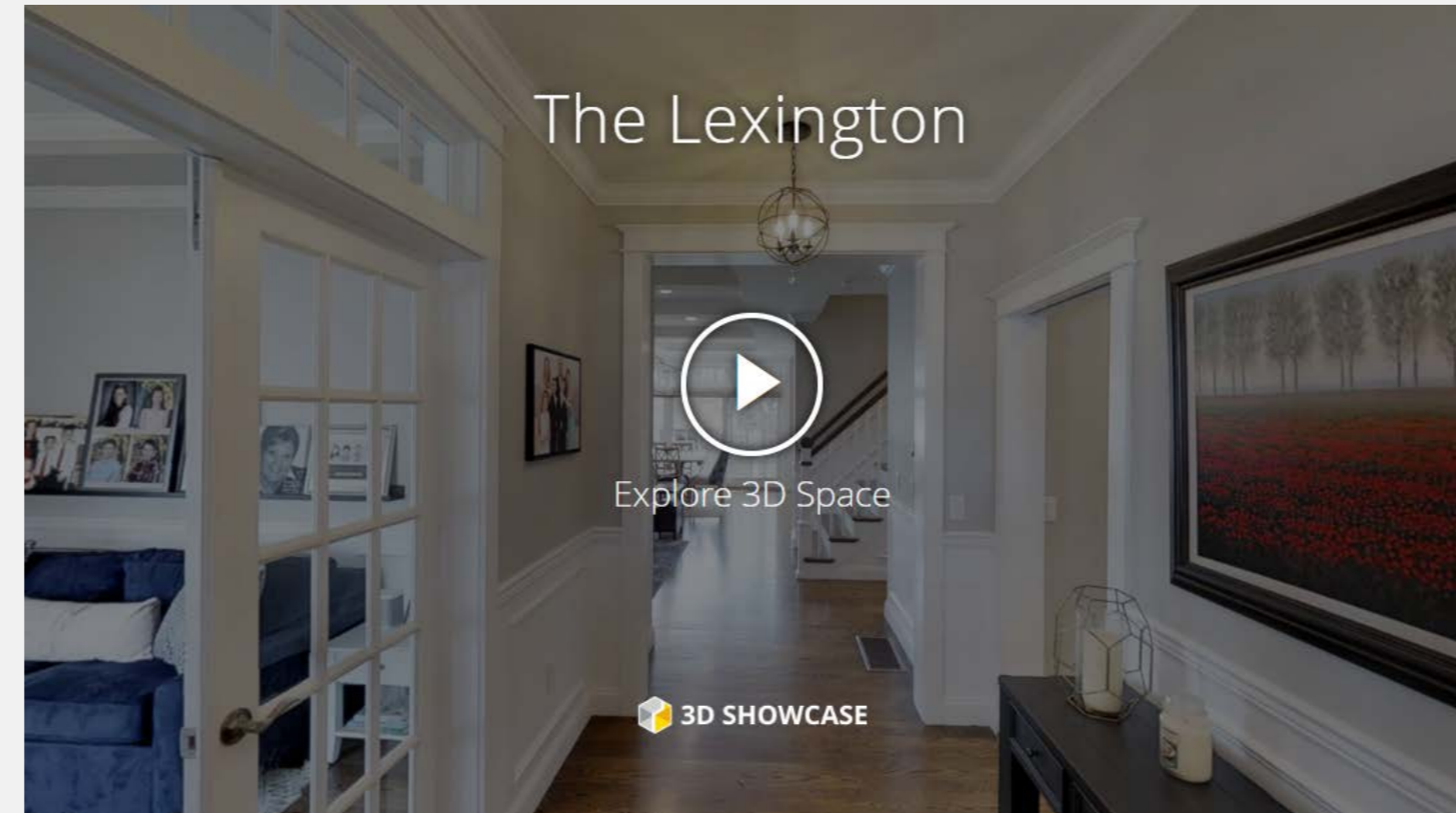


MODULAR HOMES – Virtual Tours

Built in Strattanville, PA



Built in Liverpool, PA



Built in Topeka, IN



PARK MODEL RVs

Placement

Park Model RVs are a popular choice for individuals and families that enjoy seasonal stays in RV campgrounds and resorts. These under 400 sq. ft. units provide more comfort than towables and most class A RVs. Most customers that purchase Park Models place them in a RV campground/resort where they plan to visit frequently or for entire seasons.

Manufacturing

Skyline Champion builds Park Model RVs under the Athens Park and Shore Park brand names, and is the largest producer in the U.S. with 14 manufacturing locations.

Design

From rustic pine cabins to contemporary designs, our Park Model RVs are packed with great amenities. You'll find lofts, ceramic showers, full-size appliances, fireplaces and covered porches in many of our models.

PARK MODEL RVs – Photography



MODULAR MULTI-FAMILY HOMES

Building Types

Our modular multi-family building types include duplex and tri-plex units, townhomes, and condominiums.

Projects

Our resume of projects includes affordable housing in urban re-development zones, contemporary townhomes for workforce housing, duplex and tri-plex units for on-base military housing, oil and gas housing, and resorts.

MODULAR MULTI-FAMILY – Photography





COMMERCIAL MODULAR

Building Sectors

Our Champion Modular group supplies modular solutions for the hospitality, multi-family, energy service, and student housing sectors.

Project Experience

From well known hotel brand builds to large housing developments for the oil and gas industries, student housing, and assisted living, we have built a proven track record of applying modular building systems to a variety of commercial projects.

Commercial Modular – Photography

