



March 2024

DRIL-QUIP AND INNOVEX TO COMBINE CREATING UNIQUE ENERGY INDUSTRIAL PLATFORM

Disclaimer

Important Information and Disclaimers

This disclaimer applies to this document and the verbal or written comments of any person presenting it. This document, taken together with any such verbal or written comments, is referred to herein as the "Presentation."

Historical financial results presented in this Presentation as averages or in last twelve months or annualized forms are not necessarily indicative of results that may be expected for any future period.

Cautionary Statement Regarding Forward-Looking Statements

This Presentation contains forward-looking statements about Dril-Quip, Inc. ("Dril-Quip" or "DRQ") and Innovex Downhole Solutions, Inc. ("Innovex," "INVX," "we" or "us") and their industry that involve substantial risks and uncertainties. Forward-looking statements are not statements of historical fact but instead are based on Dril-Quip's and Innovex's present beliefs and assumptions and on information currently available to them. You can identify these forward-looking statements by the use of forward-looking words such as "outlook," "believes," "expects," "potential," "continues," "may," "will," "should," "could," "seeks," "approximately," "predicts," "intends," "plans," "estimates," "anticipates," "target," "projects," "contemplates" or the negative version of those words or other comparable words. Any forward-looking statements contained in this Presentation are based upon Dril-Quip's and Innovex's historical performance and on Dril-Quip's and Innovex's current plans, estimates and expectations in light of information currently available to them. The inclusion of this forward-looking information should not be regarded as a representation by Dril-Quip or Innovex that the future plans, estimates or expectations contemplated by them will be achieved. Such forward-looking statements are subject to various risks and uncertainties and assumptions about future events that may or may not be correct or necessarily take place and that are by their nature subject to significant uncertainties and other factors, many of which are beyond Dril-Quip's and Innovex's control. These factors and risks include, but are not limited to: the impact of actions taken by the Organization of Petroleum Exporting Countries (OPEC) and non-OPEC nations to adjust their production levels, risks related to the proposed transaction, including, the prompt and effective integration of Dril-Quip's and Innovex's businesses and the ability to achieve the anticipated synergies and value-creation contemplated by the proposed transaction; the risk associated with Dril-Quip's and Innovex's ability to obtain the approval of the proposed transaction by their stockholders required to consummate the proposed transaction and the timing of the closing of the proposed transaction, including the risk that the conditions to the transaction are not satisfied on a timely basis or at all and the failure of the transaction to close for any other reason; the risk that a consent or authorization that may be required for the proposed transaction is not obtained or is obtained subject to conditions that are not anticipated; unanticipated difficulties or expenditures relating to the transaction, the response of business partners and retention as a result of the announcement and pendency of the transaction; and the diversion of management time on transaction related issues, the impact of general economic conditions, including inflation, on economic activity and on Dril-Quip's and Innovex's operations, the general volatility of oil and natural gas prices and cyclicality of the oil and gas industry, declines in investor and lender sentiment with respect to, and new capital investments in, the oil and gas industry, project terminations, suspensions or scope adjustments to contracts, uncertainties regarding the effects of new governmental regulations, Dril-Quip's and Innovex's international operations, operating risks, the impact of our customers and the global energy sector shifting some of their asset allocation from fossil-fuel production to renewable energy resources, and other factors detailed in Dril-Quip's public filings with the Securities and Exchange Commission (the "SEC"). Investors are cautioned that any such statements are not guarantees of future performance and actual outcomes may vary materially from those indicated. The occurrence of any such factors, events or circumstances would significantly alter the results set forth in these statements. The forward-looking statements made in this Presentation relate only to events as of the date of this Presentation. Neither Dril-Quip nor Innovex undertake any obligation to publicly or otherwise update or review any forward-looking statement except as required by law, whether as a result of new information, future developments or otherwise. If one or more of these or other risks or uncertainties materialize, or if Dril-Quip's and Innovex's underlying assumptions prove to be incorrect, actual results may vary materially from what we may have expressed or implied by these forward-looking statements. Dril-Quip and Innovex caution that you should not place undue reliance on any of our forward-looking statements. Furthermore, new risks and uncertainties arise from time to time, and it is impossible for Dril-Quip and Innovex to predict those events or how they may affect them. Past performance is not a reliable indicator of future results.

Important Information for Stockholders

In connection with the proposed merger, Dril-Quip intends to file with the SEC, a registration statement on Form S-4 that will include a proxy statement/prospectus. Dril-Quip may also file other relevant documents with the SEC regarding the proposed merger. This document is not a substitute for the proxy statement/prospectus or registration statement or any other document that Dril-Quip may file with the SEC. The definitive proxy statement/prospectus (if any when available) will be mailed to the stockholders of Dril-Quip. STOCKHOLDERS ARE URGED TO CAREFULLY READ THE REGISTRATION STATEMENT, PROXY STATEMENT/PROSPECTUS (INCLUDING ALL AMENDMENTS AND SUPPLEMENTS THERETO) AND ANY OTHER RELEVANT DOCUMENTS THAT MAY BE FILED BY DRIL-QUIP WITH THE SEC IN THEIR ENTIRETY IF AND WHEN THEY BECOME AVAILABLE BECAUSE THEY CONTAIN OR WILL CONTAIN IMPORTANT INFORMATION ABOUT THE PROPOSED MERGER. Such stockholders will be able to obtain free copies of the registration statement and proxy statement/prospectus (if and when available) and other documents containing important information about Dril-Quip, Innovex and the proposed merger once such documents are filed with the SEC through the website maintained by the SEC at <http://www.sec.gov>. Additional information is available on Dril-Quip's website, www.dril-quip.com.

No Offer or Solicitation

This communication is not intended to and shall not constitute an offer to buy or sell or the solicitation of an offer to buy or sell any securities, or a solicitation of any vote or approval, nor shall there be any sale of securities in any jurisdiction in which such offer, solicitation or sale would be unlawful prior to registration or qualification under the securities laws of any such jurisdiction. No offering of securities shall be made, except by means of a prospectus meeting the requirements of Section 10 of the Securities Act.

Participants in the Solicitation

Dril-Quip and its directors and executive officers may be deemed to be participants in the solicitation of proxies from stockholders in connection with the proposed transaction. Information about Dril-Quip's directors and executive officers including a description of their interests in Dril-Quip is included in Dril-Quip's most recent Annual Report on Form 10-K, including any information incorporated therein by reference, as filed with the SEC. Additional information regarding these persons and their interests in the transaction will be included in the proxy statement/prospectus relating to the proposed transaction when it is filed with the SEC. These documents can be obtained free of charge from the sources indicated above. Innovex and its directors and executive officers may be deemed to be participants in the solicitation of proxies from Dril-Quip stockholders in connection with the transaction. A list of the names of such directors and executive officers and information regarding their interests in the proposed transaction will be included in the proxy statement/prospectus relating to the proposed transaction when it is filed with the SEC.

Industry Information

We obtained the industry, market and competitive position data used throughout this Presentation from our own internal estimates and research, as well as from independent industry publications, government publications and other published independent sources. Internal estimates are derived from publicly available information released by industry analysts and third-party sources, our internal research and our industry experience and are based on assumptions made by us based on such data and our knowledge of the industry and market, which we believe to be reasonable. In addition, while we believe the industry, market and competitive position data included in this Presentation is reliable and based on reasonable assumptions, we have not independently verified the accuracy or completeness of any third-party information. Some data is also based on our good faith estimates. The industry in which we operate is subject to a high degree of uncertainty and risk due to a variety of factors. These and other factors could cause results to differ materially from those expressed in these publications. Forecasts and other forward-looking statements obtained from these sources are subject to the same qualifications and uncertainties as the other forward-looking statements in this Presentation. No representation or warranty, express or implied, is made as to the fairness, accuracy, completeness or correctness of the information contained herein and no reliance should be placed on it. None of Innovex, the underwriters or any of their respective affiliates, advisers, connected persons or any other person accept any liability for any loss howsoever arising (in negligence or otherwise), directly or indirectly, from this Presentation or its contents or otherwise arising in connection with this Presentation. This shall not, however, restrict or exclude or limit any duty or liability to a person under any applicable law or regulation of any jurisdiction that may not lawfully be disclaimed.

The information contained in this Presentation is provided as at the date of this Presentation and is subject to change without notice.

Financial Information: Non-GAAP Financial Measures

This Presentation contains unaudited financial information of Innovex for the year ended December 31, 2023. The 2023 unaudited financial information reflects Innovex's preliminary estimates subject to the completion of its financial closing procedures and any adjustments that may result from the completion of the annual review of its 2023 financial statements. As a result, these preliminary estimates may differ from the actual results that will be reflected in Innovex's financial statements for the period when they are completed. These preliminary estimates may change, and those changes may be material. Innovex's independent auditors have not audited, reviewed or performed any procedures with respect to these preliminary estimates. In addition, the financial information for Innovex for the years ended December 31, 2020, 2019 and 2018 has not been audited in accordance with the standards of the Public Company Oversight Board ("PCAOB").

This Presentation contains both financial measures prepared and presented in accordance with GAAP and non-GAAP financial measures, which are measurements of financial performance that are not prepared and presented in accordance with GAAP. Accordingly, these measures should not be considered as a substitute for data prepared and presented in accordance with GAAP. These non-GAAP financial measures, including Adjusted EBITDA, Adjusted EBITDA Margin, and Return on Capital Employed ("ROCE"), are or have been used by Innovex's management when evaluating results of operations and as otherwise described below. Non-GAAP financial measures should not be construed as being more important than comparable GAAP measures. Innovex's management believes these non-GAAP financial measures provide users of our financial statements with additional and useful comparisons of current results of operations with past and future periods. Although we use or have used these non-GAAP financial measures to assess the performance of our business and for the other purposes, the use of these non-GAAP financial measures as an analytical tool has limitations, and you should not consider them in isolation, or as a substitute for analysis of our results of operations as reported in accordance with GAAP. In addition, because not all companies use identical calculations, the non-GAAP financial measures included in this Presentation may not be comparable to similarly titled measures disclosed by other companies, including our peers or other companies in our industry. Please see "Appendix: Supplemental Materials" within the Presentation for reconciliations of the non-GAAP financial measures included in the Presentation to our most directly comparable financial measures calculated and presented in accordance with GAAP.

Trademarks

This Presentation contains trademarks, service marks, trade names and copyrights of Innovex, Dril-Quip and other companies, which are the property of their respective owners.

Key Transaction Details

Transaction Structure and Pro Forma Ownership

- All-stock merger
- Dril-Quip shareholders: ~52%
- Innovex shareholders: ~48%
- Dril-Quip expects to issue, in aggregate, ~33mm shares¹

Board of Directors and Governance

- 9 member Board (including CEO):
 - 4 Independent Directors from Dril-Quip
 - 4 Directors from Innovex (including 2 independents)
- John V. Lovoi (current Dril-Quip Chairman) to serve as Chairman of the combined company
- Adam Anderson (Innovex) to be CEO and Kendal Reed (Innovex) to be CFO of the combined company
- Amberjack Capital Partners agreed to certain shareholder restrictions and will have specified director nomination rights and customary registration rights

Corporate Name and Trading Venue

- Combined company to be named Innovex International, Inc.
- Combined company expected to trade on NYSE under new symbol INVX

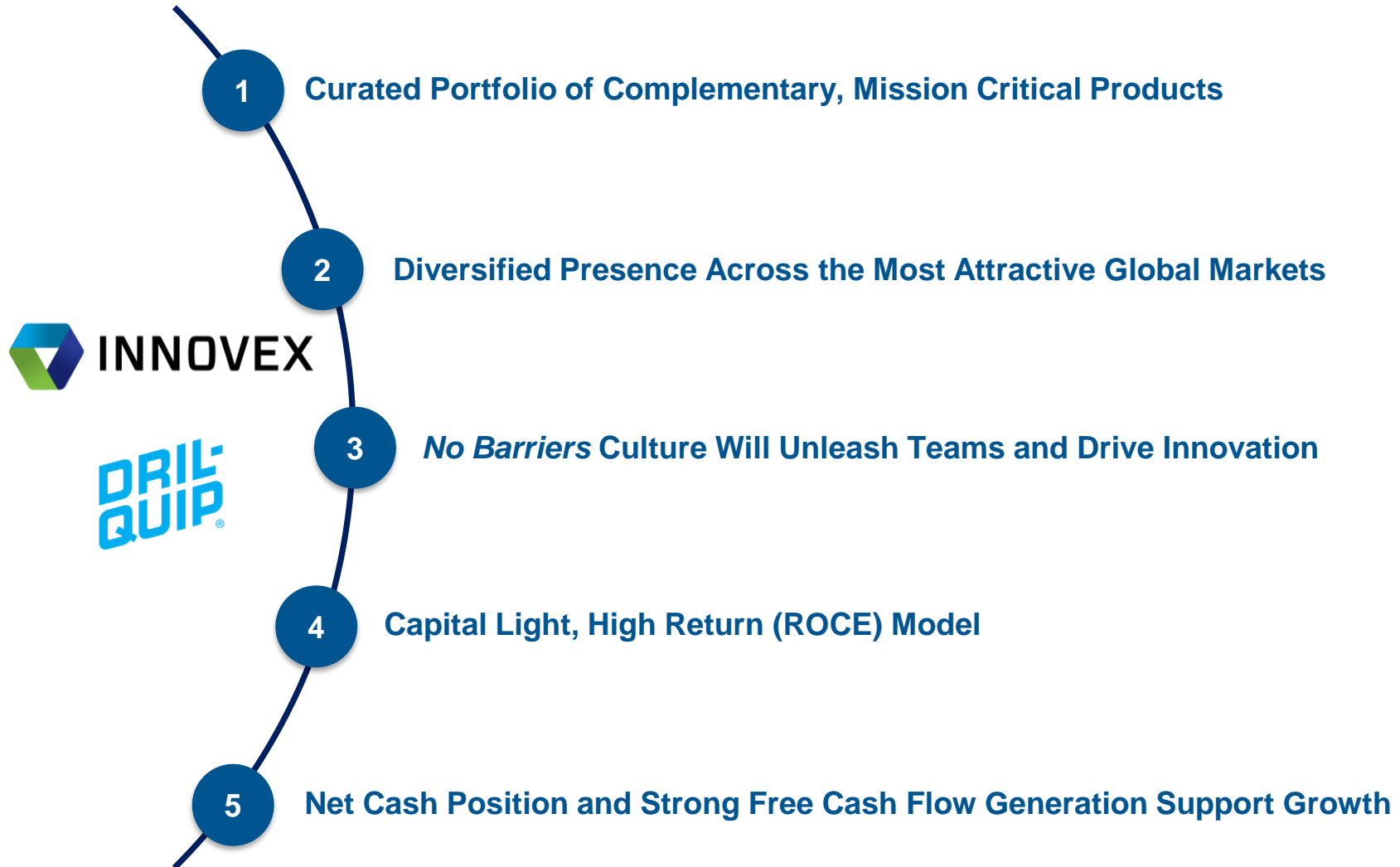
Closing and Approvals

- Unanimously approved by the boards of directors of both companies
- Subject to Dril-Quip shareholder approval, regulatory approvals and satisfaction of other customary closing conditions
- Expected to close in the third quarter of 2024

¹ Represents illustrative share issuance based on Dril-Quip's common shares, restricted shares and PSUs currently outstanding. Actual number of shares issued shall be determined at transaction close.

Combination Creates Unique Energy Industrial Platform

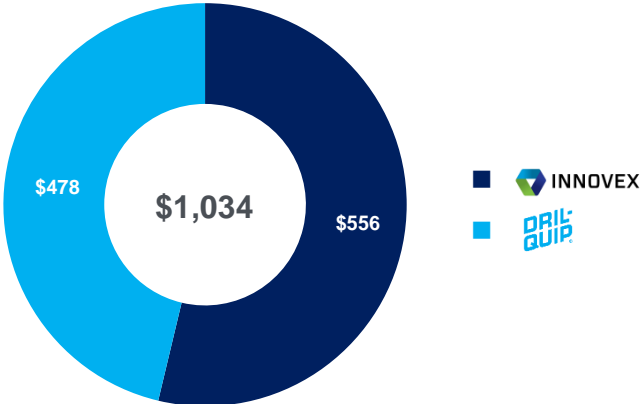
Our VISION is to create the global leader in well-centric products and technologies through organic, customer-linked innovations and disciplined acquisitions to drive absolute returns for our investors



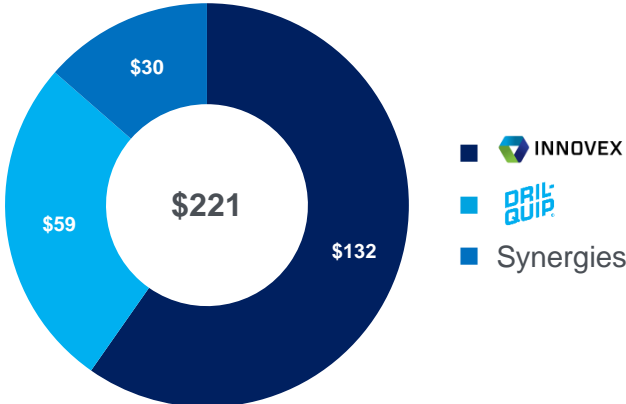
Note: Return on Capital Employed is a non-GAAP measure defined as operating profit after tax divided by average capital employed (the combined values of debt, shareholders' equity and noncontrolling interests).

Combination Delivers A Resilient Portfolio of Products With Diverse Geographic End Markets

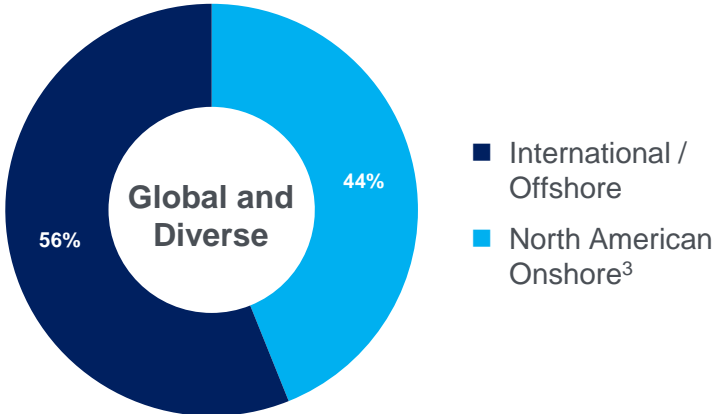
2023 Combined Revenue¹ (\$mm)



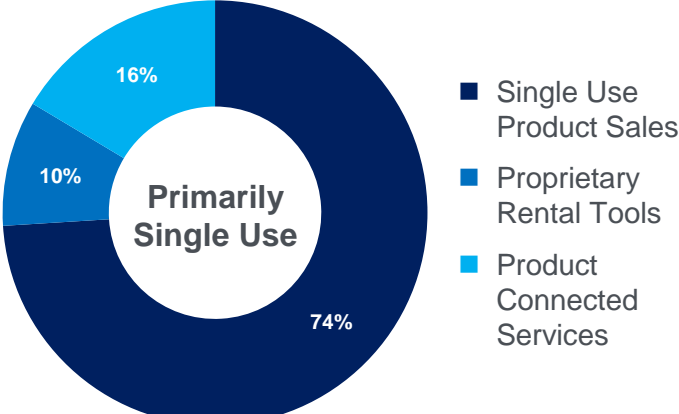
2023 Combined Adjusted EBITDA¹ (\$mm)



2023 Combined Revenue by End Market



2023 Combined Revenue by Offering



Maintains Strong Balance Sheet: Pro Forma Net Cash as of December 31, 2023 of \$99 million²

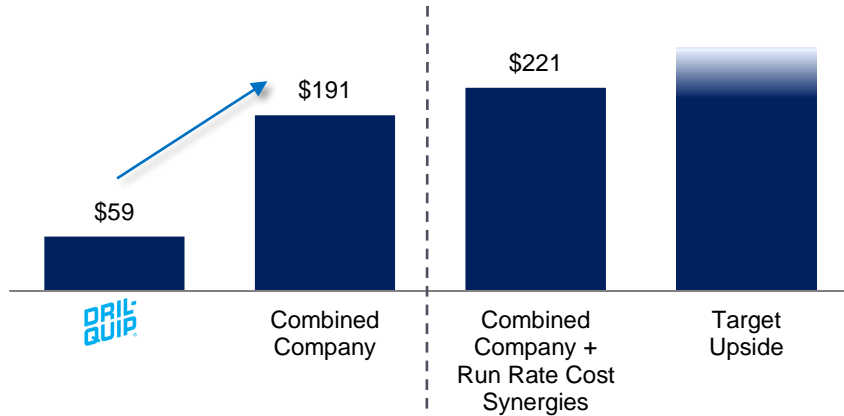
Note: Innovex 2023 metrics reflect unaudited financials. | ¹ Pro forma 2023 Adj. EBITDA includes \$30 million of run rate pre-tax synergies. Adj. EBITDA is a non-GAAP measure that Innovex defines as net income before interest expense, income tax expense, depreciation and amortization, and other expense, net, further adjusted to exclude certain items which Innovex believe are not reflective of ongoing performance or which are non-cash in nature. Dril-Quip 2023 Revenue and Adj. EBITDA are pro forma for full year impact of Great North. Adj. EBITDA is a non-GAAP measure that Dril-Quip defines as net income excluding income taxes, interest income and expense, depreciation and amortization expense, stock-based compensation, non-cash gains or losses from foreign currency exchange rate changes as well as other significant non-cash items and items that can be considered non-recurring. See appendix for reconciliation to nearest GAAP measures. ² Includes anticipated distributions and excludes transaction expenses. ³ Includes U.S. and Canada.



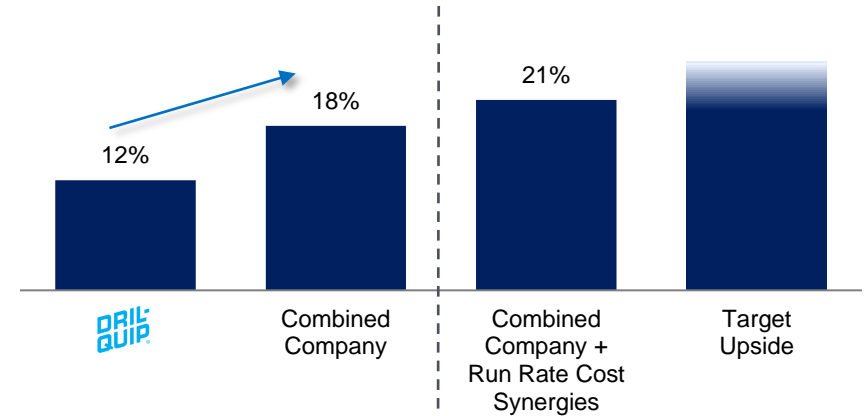
Dramatic Increase In Profitability and Free Cash Flow

Synergies drive immediate accretion; complementary portfolios provide further upside

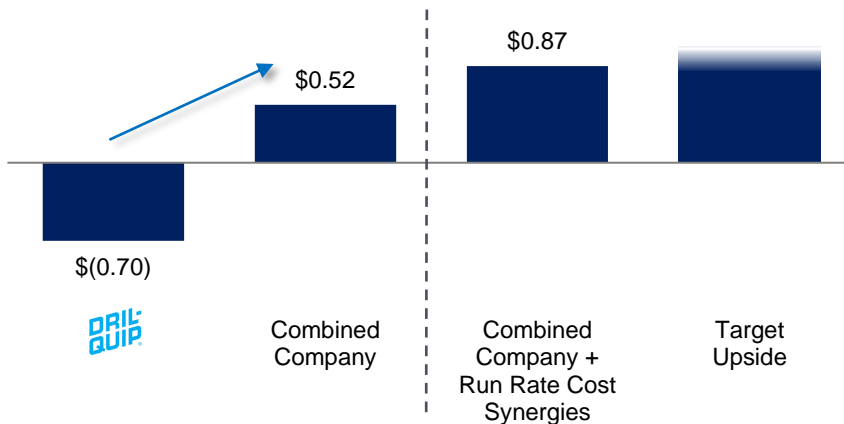
2023 Adjusted EBITDA (\$mm)¹



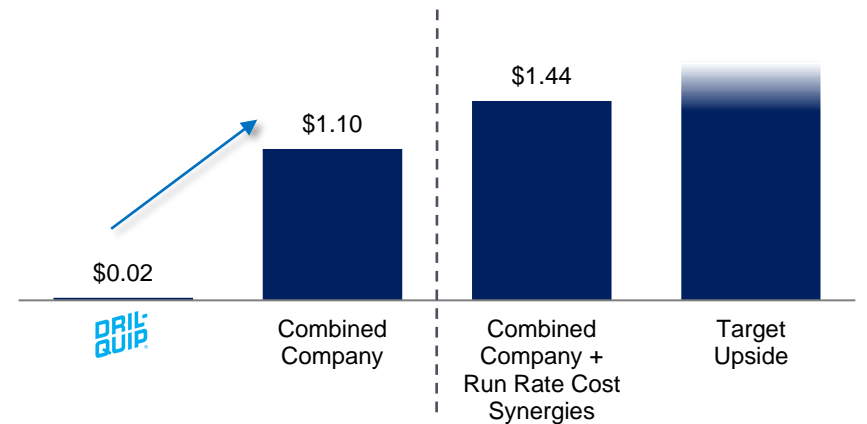
2023 Adjusted EBITDA Margin¹



2023 Free Cash Flow Per Share (\$/share)



2023 Earnings Per Share (\$/share)



Note: Metrics include \$30 million of run rate pre-tax synergies and assume a 21% tax rate. Financial metrics exclude potential impact of purchase price adjustments. Adj. EBITDA, Adj. EBITDA Margin, and Free Cash Flow are non-GAAP measures. We define Drill-Quip and Combined Company Adj. EBITDA margin as Adj. EBITDA divided by Revenue. We define Drill-Quip and Combined Company Free Cash Flow as Cash Flow from Operations less Purchase of PP&E. See appendix for reconciliation to nearest GAAP measures. | ¹ Drill-Quip 2023 Adj. EBITDA is pro forma for full year impact of Great North. Innovex 2023 financials reflects unaudited financials.

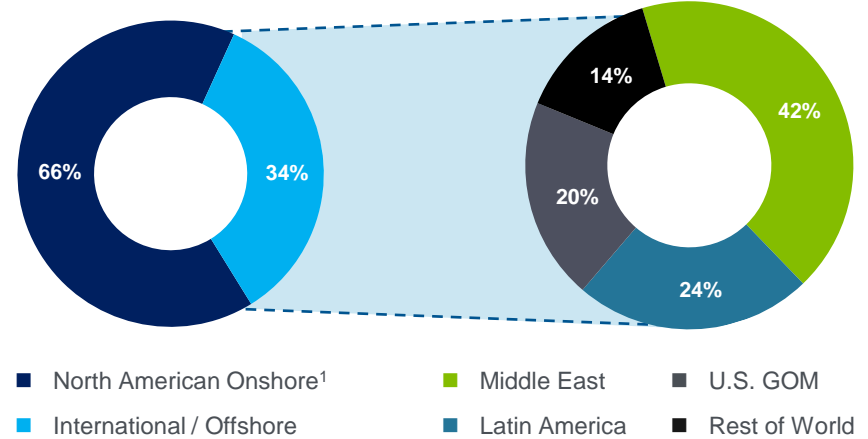
Overview of Innovex Today

Leading provider of engineered mission critical and single use products

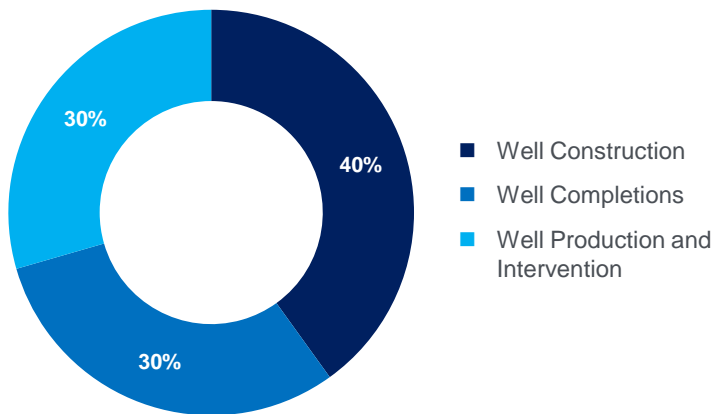
Summary

- Global leader in well-centric engineered products and technologies – sold products in 70 countries in 2023
- Provides mission critical products that are single use in nature
- Proven high margin, capital-light business model
- Diversified exposure across the well lifecycle

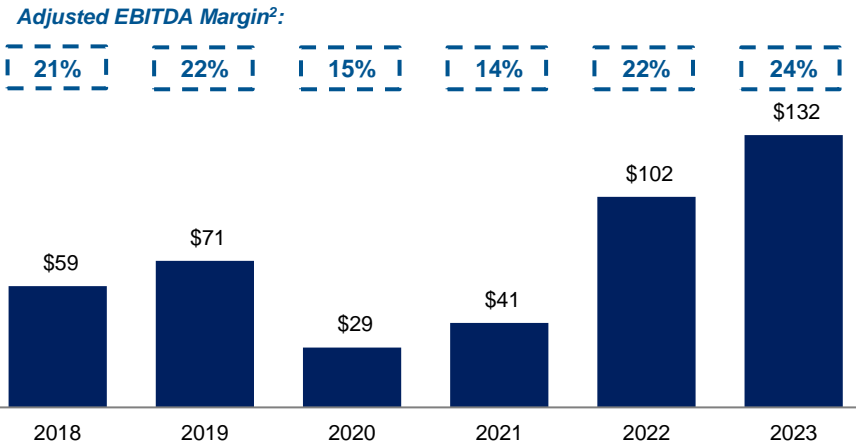
2023 Innovex Revenue by End Market



2023 Innovex Revenue by Well Lifecycle



2018 – 2023 Innovex Adjusted EBITDA² (\$mm)



Note: Innovex 2023 financials reflect unaudited financials. | ¹ Includes U.S. and Canada. ² Adj. EBITDA and Adj. EBITDA Margin are non-GAAP measures. See appendix for reconciliation to nearest GAAP measures.

Innovex's *No Barriers* Culture

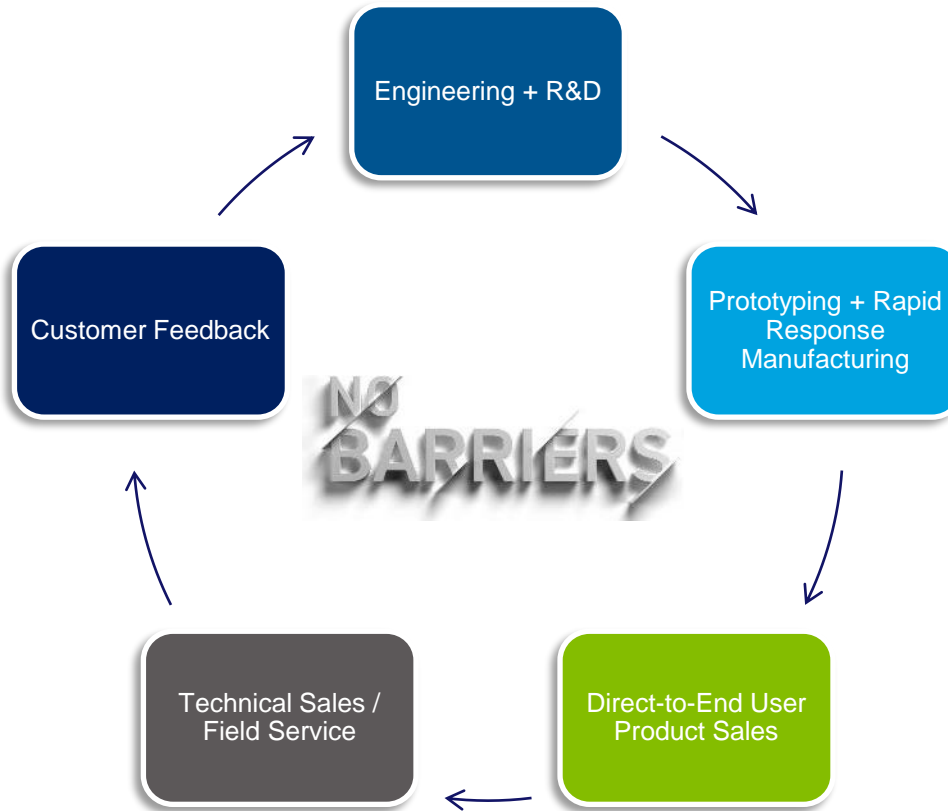
No Barriers between our customers and our employees
No Barriers to our ongoing success



Magnet for Customer Led Innovation


Unique *No Barriers* culture underpins relentless, proven innovation cycle

The Technology Feedback Loop



Iterative process of engineering, manufacturing and field trials to solve customer challenges

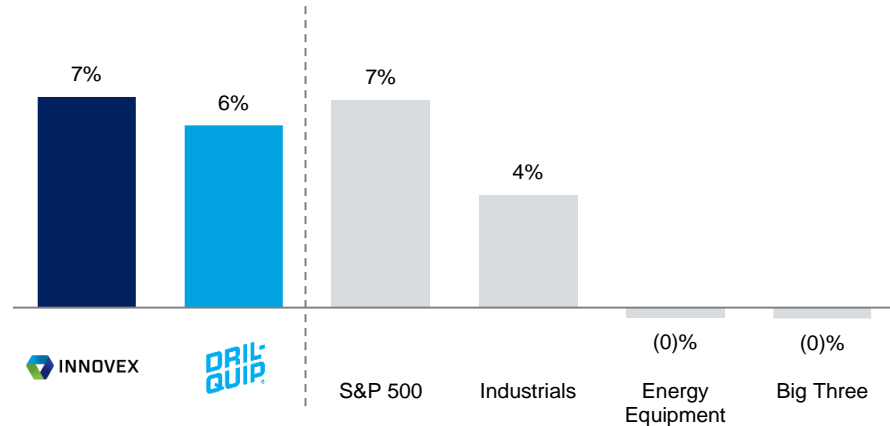
Recent Results of Innovation Model



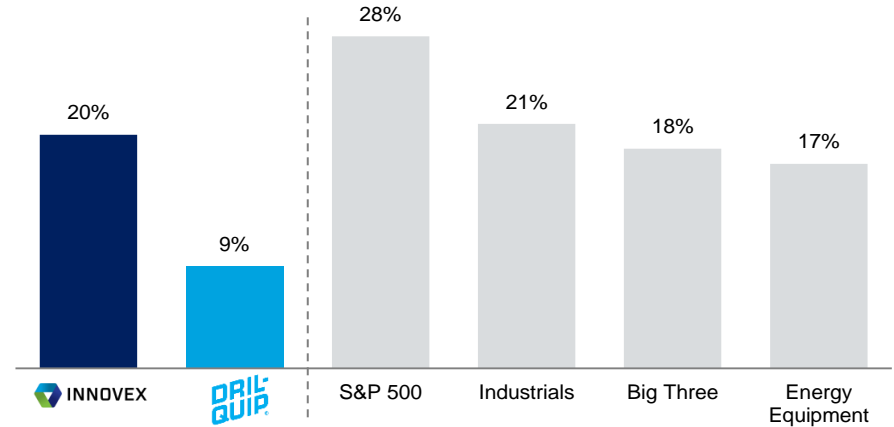
Vision + Culture Will Enable Market Leading Results

Combined scale and shared best practices to drive step change in corporate ROCE

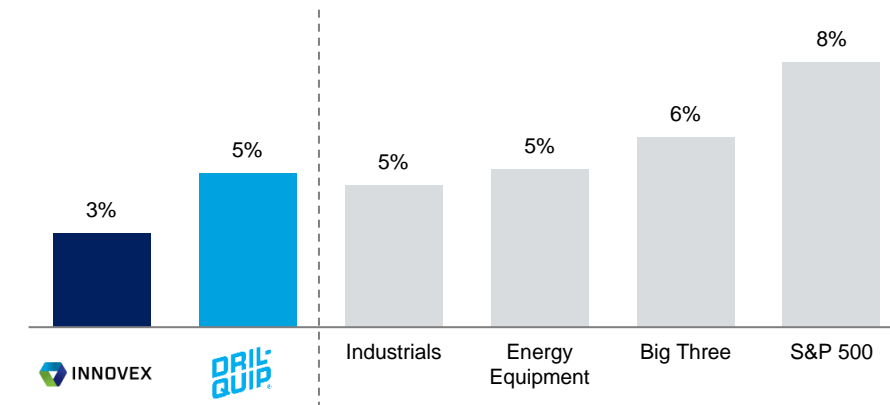
Leading Top Line Growth
(2018 – 2023 Revenue Per Share CAGR)



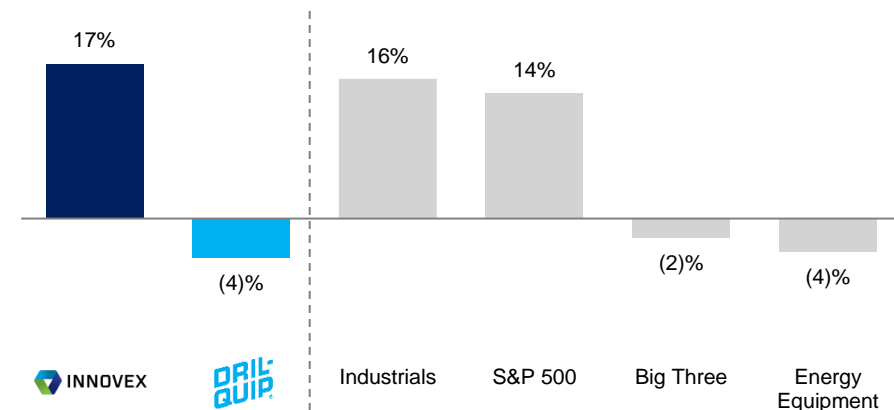
Consistently High Margins
(2018 – 2023 Average Adj. EBITDA Margin)¹



Negligible Capex
(2018 – 2023 Average Investment in PP&E as % of Revenue)



Strong Returns
(2018 – 2023 Average Annual ROCE)²



Source: FactSet and Public Disclosure. | Note: S&P 500 represents the median metric for current constituents. Industrials represents the median metric for S&P 500 Industrial constituents. Energy Equipment includes NOV, ChampionX, Cactus Wellhead and Expro. Big 3 includes Baker Hughes, Halliburton and SLB. Innovex 2023 financials reflects unaudited 2023 financials. Innovex's financials in 2018, 2019 and 2020 were subject to non-PCAOB audits. | ¹ Adj. EBITDA and Adj. EBITDA Margin are non-GAAP measures. Innovex defines Adj. EBITDA as net income before interest, income tax, depreciation and amortization, and other expense, net, further adjusted to exclude certain items which we believe are not reflective of ongoing performance or which are non-cash. Dril-Quip defines Adj. EBITDA as net income excluding income taxes, interest income and expense, depreciation and amortization expense, stock-based compensation, non-cash gains or losses from foreign currency exchange rate changes as well as other significant non-cash items and items that can be considered non-recurring. ² ROCE is a non-GAAP measure defined as operating profit after tax divided by average capital employed (the combined values of debt, shareholders' equity, and noncontrolling interests). Innovex 2020 ROCE excludes post 2020 audit private to public company accounting write-down of \$43 million.

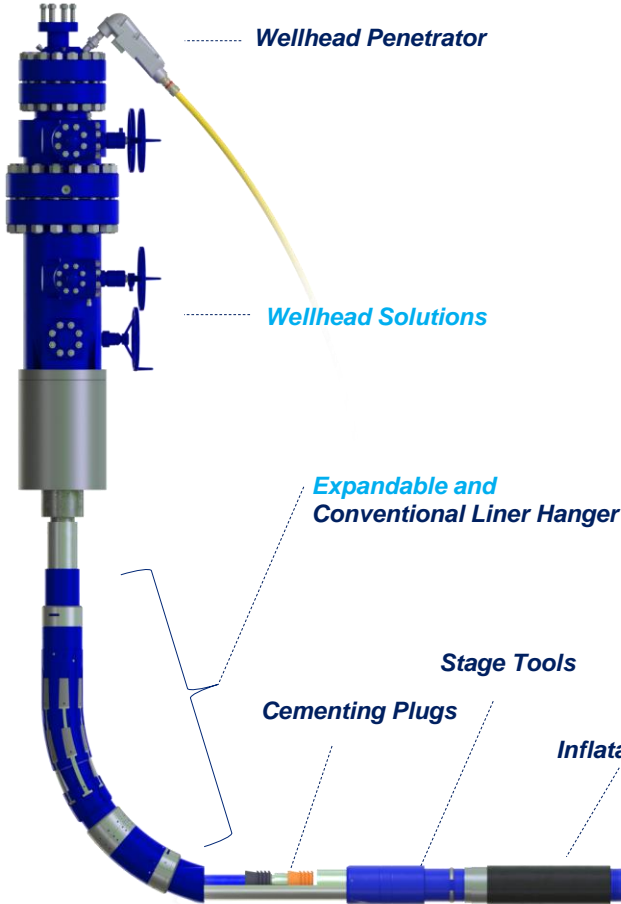
A Complementary Portfolio of Curated, High Margin Onshore Products & Services

Represents ~2%¹ of the cost of an average North American land well

Our Onshore Wellbore

Product Legend

- INNOVEX
- DRIL-QUIP



Complementary Business Model

- ✓ *Big Impact, Small Ticket*
- ✓ *Single use / consumable products*
- ✓ *Durably high margins / low capital intensity*
- ✓ *>50% revenue from products with top-3 market position*

Growth Upsides

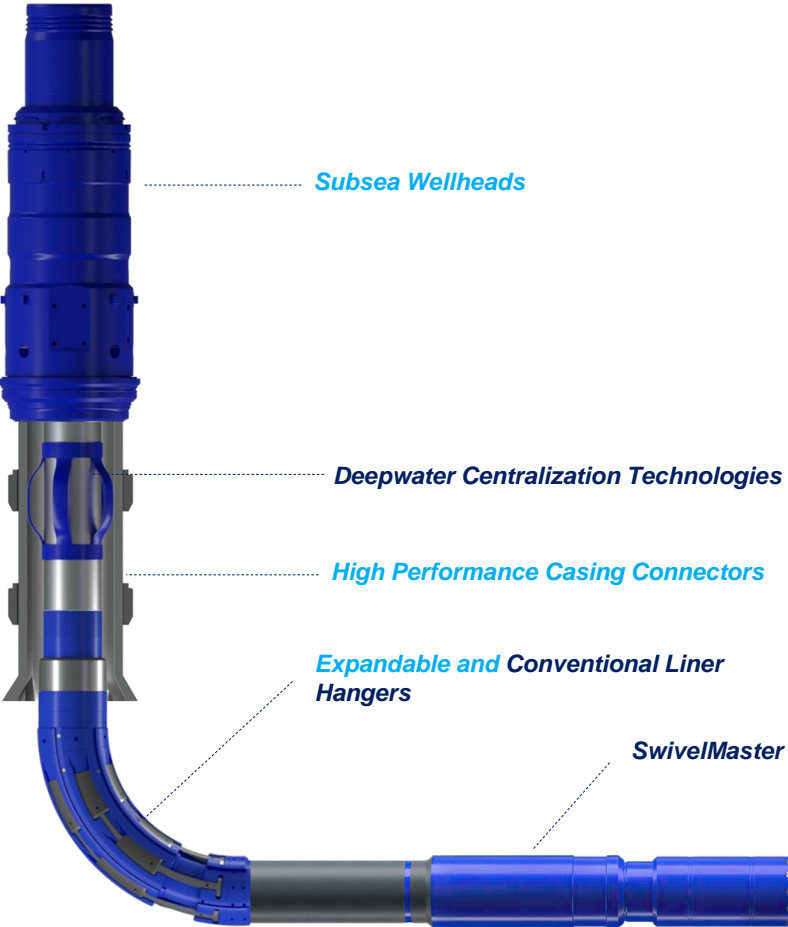
- ✓ *Leverage Innovex's leading U.S. infrastructure to expand Dril-Quip's wellhead business in the U.S. onshore market*
- ✓ *Leverage Dril-Quip's strong Canadian infrastructure to grow Innovex's onshore product suite in Canada*

¹ Illustrative Permian, Delaware well via Rystad Energy, excluding facility costs.

A Complementary Portfolio of Curated, High Margin Offshore Products & Services

Core products represent ~4%¹ of the cost of an average offshore well

Our Deepwater Subsea Wellbore



Product Legend

- INNOVEX
- DRIL-QUIP

Complementary Business Model

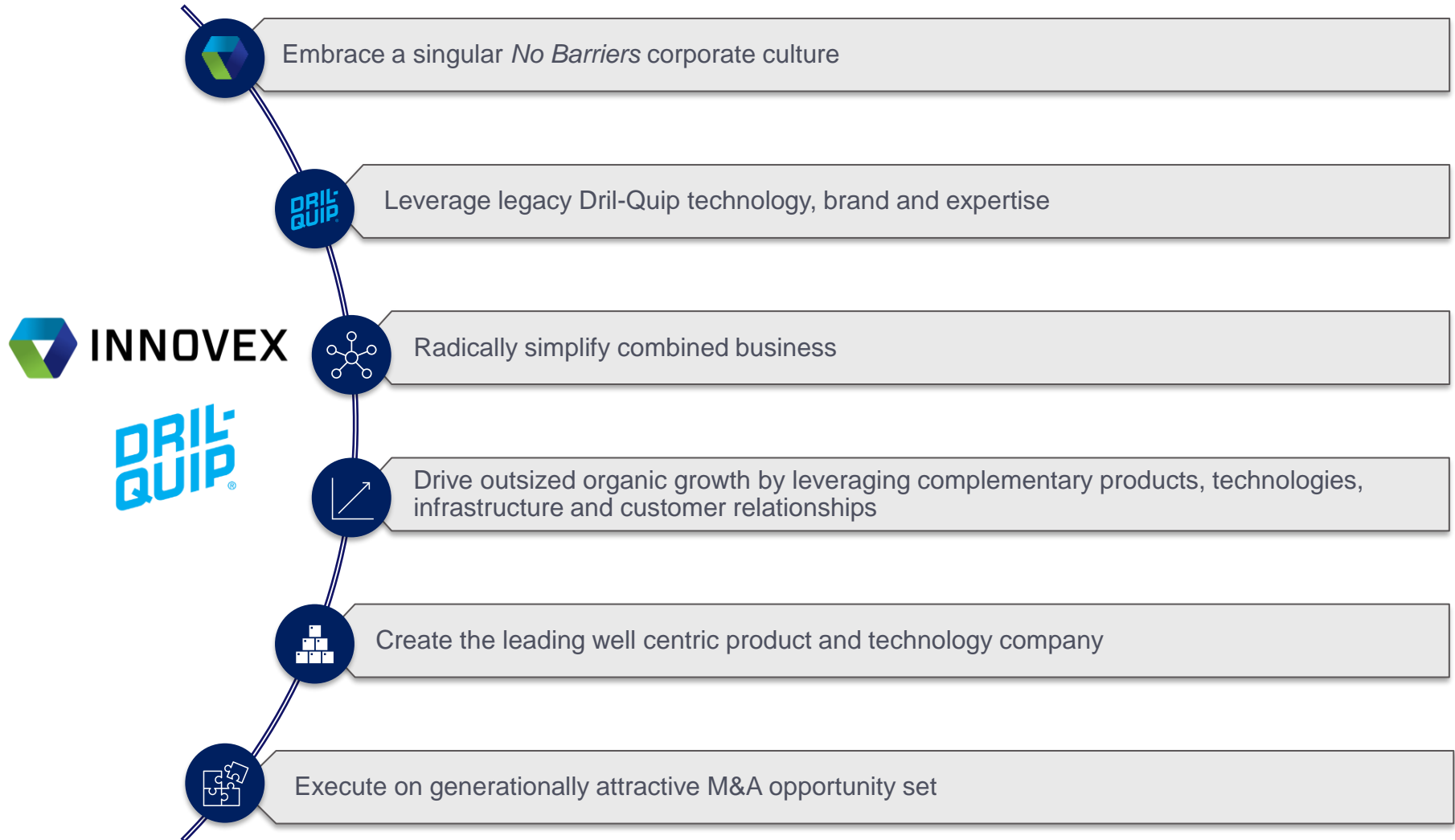
- ✓ *Big Impact, Small Ticket*
- ✓ *Single use / consumable products*
- ✓ *Sustained growth in high moat markets*
- ✓ *>50% revenue from products with top-3 market position*

Growth Upsides

- ✓ *Package Innovex's casing mounted equipment with Dril-Quip's deepwater liners, wellheads and connectors*
- ✓ *Leverage combined footprint in the Middle East to drive faster growth*


¹ AFE excludes subsea production systems.

Next Steps: Ignite and Invigorate the Combined Company



Proven Track Record of Successful Integrations

Merger fits established playbook for driving exceptional shareholder returns



Approach

- ✓ Methodical strategic framework
- ✓ Bespoke approach drives seamless integration
- ✓ Lean, simple and focused operating model
- ✓ Continuous evaluation of businesses and product lines
- ✓ Constant innovation to grow market share and extend competitive moat

Result

- ✓ Complementary and curated portfolio of products with strong industrial logic
- ✓ Single operating model across entire company
- ✓ Low overhead costs with intense customer focus
- ✓ Rationalized businesses that did not create value
- ✓ Leading market share in most product lines in which we compete

Note: For illustrative purposes only, non-exhaustive summary of Innovex M&A transactions.

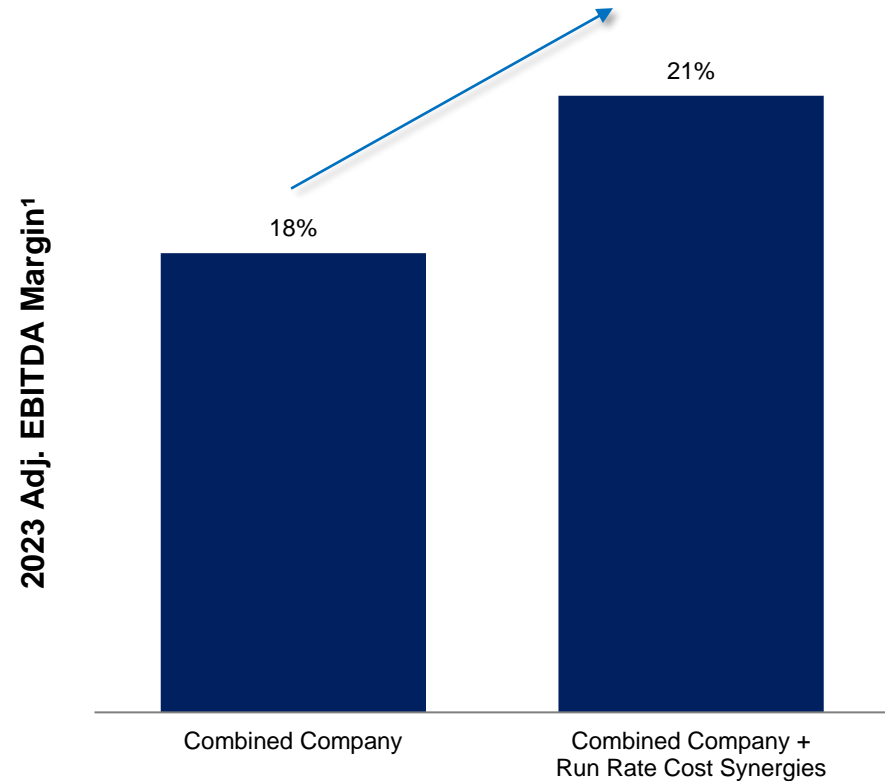
Significant Cost Synergy Opportunities

Meaningful value creation

Total Annual Cost Synergies: At least \$30mm, anticipate 50% realized within 12 months, 100% realized within 24 months

- 1 Duplicative Corporate Functions
- 2 Indirect Costs
- 3 Manufacturing Optimization
- 4 Enhance Product Lines and Operations
- 5 Supply Chain and R&D Efficiency
- 6 Facilities and Other Opportunities

Opportunities Enhance Strong, Competitive Margin



Note: Pro forma 2023 Adj. EBITDA includes \$30 million of run rate pre-tax synergies. Adj. EBITDA is a non-GAAP measure that we define as net income before interest expense, income tax expense, depreciation and amortization, and other expense, net, further adjusted to exclude certain items which Innovex and Dril-Quip believe are not reflective of our ongoing performance or which are non-cash in nature. See appendix for reconciliation to nearest GAAP measures. | ¹ 2023 Adj. EBITDA for Combined Company includes full year impact of Great North. Innovex 2023 metrics represent unaudited financials.

Meaningful Opportunities for Revenue Synergies

Multiple ways to win across our global footprint

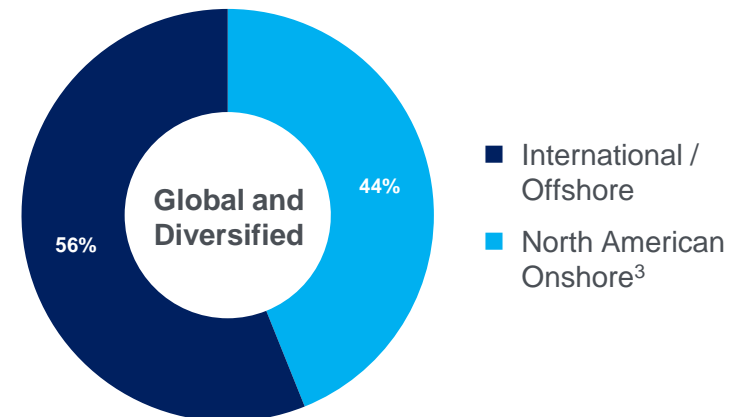
Commercial Synergy Opportunities

- ✓ Market Dril-Quip's onshore wellheads (Great North) into U.S. market using Innovex infrastructure
- ✓ Grow Innovex's product suite in Canada by leveraging Dril-Quip infrastructure
- ✓ Leverage Dril-Quip brand name and customer relationships in offshore / subsea market to sell Innovex products
- ✓ Combine Innovex product suite with Dril-Quip liner hanger offerings
- ✓ Increase global scale and footprint in growing markets (Saudi Arabia, Mexico, South America, Asia Pacific)

Global Geographic Footprint¹



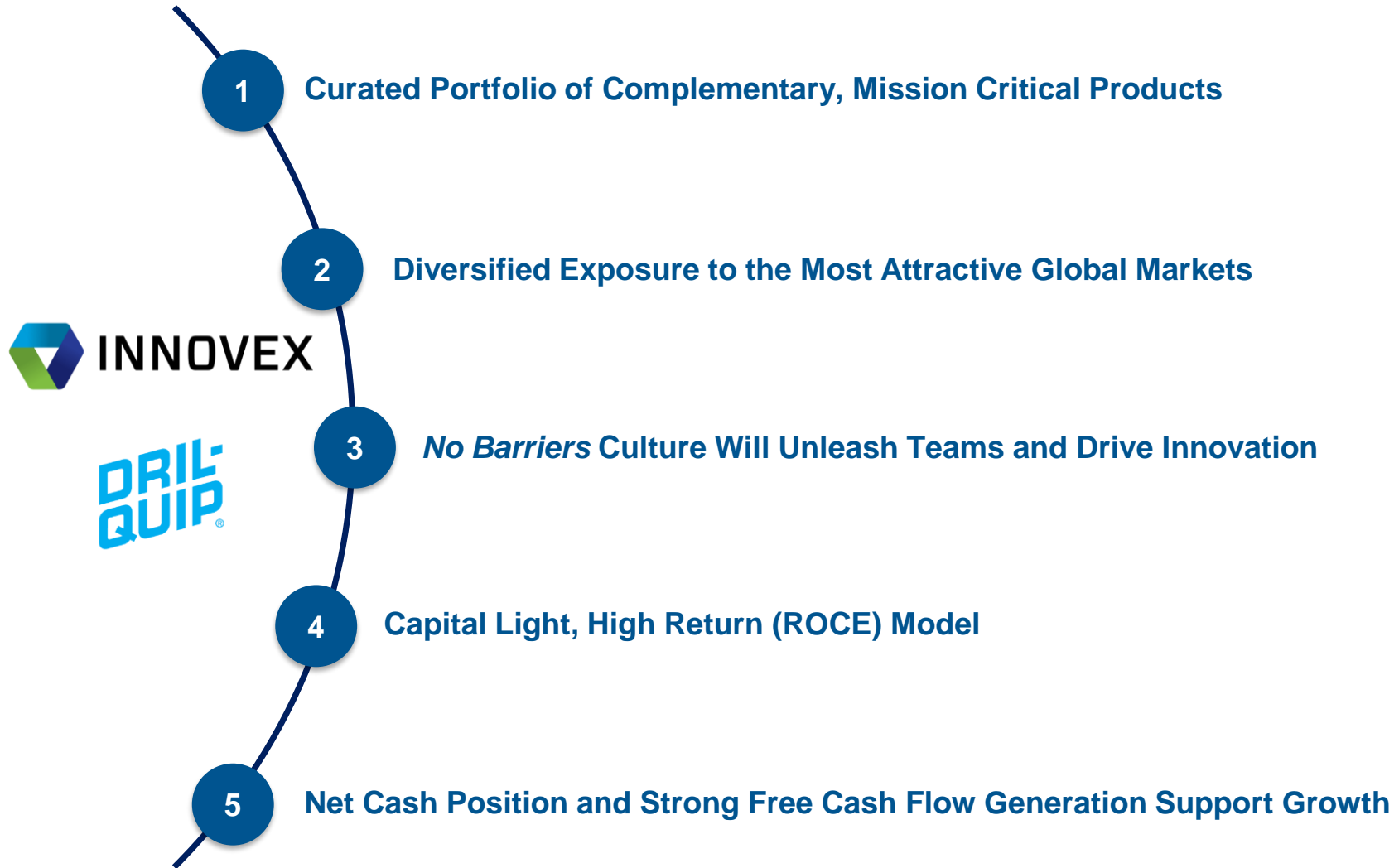
Pro Forma 2023 Revenue By Region²




¹ Locations do not represent an exhaustive list. ² 2023 Innovex metrics represent unaudited financials. Dril-Quip 2023 revenue is pro forma for full year impact of Great North. ³ Includes U.S. and Canada.

Combination Creates Unique Energy Industrial Platform

Our VISION is to create the global leader in well-centric products and technologies through organic, customer-linked innovations and disciplined acquisitions to drive absolute returns for our investors



Note: Return on Capital Employed is a non-GAAP measure defined as operating profit after tax divided by average capital employed (the combined values of debt, shareholders' equity and noncontrolling interests).



Appendix: Supplemental Materials

Combined Net Income to Adjusted EBITDA Reconciliation

	2023			
	Dril-Quip	Innovex	Cost Synergies	Pro Forma
(\$ in millions)				
Net Income	\$1	\$74	\$24	\$98
(+) Net Interest Expense	(8)	6	--	(3)
(+) Income Tax Provision	13	20	6	40
(+) Depreciation and Amortization Expense	30	23	--	53
(-) Other Expense / (Income)	13 ¹	(2) ³	--	10
(+) EBITDA Contribution from Minority Investment	--	5	--	5
(+) Great North PF Adjustment	13	--	--	13
(+) Non-Recurring Expenses	(2) ²	7 ⁴	--	5
Adjusted EBITDA	\$59	\$132	\$30	\$221

Note: Innovex's 2023 financials reflects unaudited financials. See Disclaimer-Financial Information; Non-GAAP Financial Measures. | ¹ Includes stock-based compensation, change in fair value of earn-out liability and other expense. ² Includes restructuring, acquisition costs, gain on asset sale, and gain / loss on foreign currency. ³ Primarily represents foreign currency exchange gain/loss, the elimination of earnings from minority investment, and other non-operating items. ⁴ Reflects stock-based compensation, transaction related expenses, acquisition integration expenses, and IPO preparation expenses.



Combined Free Cash Flow Reconciliation

	2023			
	Dril-Quip	Innovex ¹	Cost Synergies ²	Pro Forma
(\$ in millions)				
Cash Flow From Operating Activities	\$8	\$76	\$24	\$107
Purchase of Property, Plant, and Equipment	(33)	(15)	--	(48)
Free Cash Flow	(\$25)	\$60	\$24	\$59

¹ Reflect unaudited financial statements. See Disclaimer—Financial Information; Non-GAAP Financial Measures. ² Reflects 21% tax rate assumption and assumes 100% of book tax impact of synergies applied to cash taxes.

Innovex Reconciliation to Non-GAAP Metrics

Adjusted EBITDA and Adjusted EBITDA Margin

	2023 ¹	2022	2021	2020 ³	2019 ³	2018 ³
(\$ in millions)						
Revenue	\$556	\$467	\$295	\$189	\$325	\$277
Net Income	74	63	10	(5)	32	35
Interest Expense	6	4	2	2	4	4
Income Tax Expense	20	10	4	2	9	(4)
Depreciation and Amortization	23	18	18	24	22	19
EBITDA	\$123	\$95	\$34	\$23	\$68	\$54
Other Expense, Net ²	(2)	(0)	(2)	(1)	(2)	0
Other Adjustments	12	7	9	7	5	4
Adjusted EBITDA	\$132	\$102	\$41	\$29	\$71	\$59
<i>Adjusted EBITDA Margin</i>	<i>24%</i>	<i>22%</i>	<i>14%</i>	<i>15%</i>	<i>22%</i>	<i>21%</i>

¹ Innovex's 2023 financials reflect unaudited financials. See Disclaimer – Financial Information; Non-GAAP Financial Metrics. ² Primarily represents foreign currency exchange gain/loss, gain/loss related to disposal of assets, equity income/loss from minority investment, and other non-operating items. ³ 2020, 2019 and 2018 financial information has not been audited in accordance with PCAOB standards.

Dril-Quip Reconciliation to Non-GAAP Metrics

Adjusted EBITDA and Adjusted EBITDA Margin

	2023	2022	2021	2020	2019	2018
(\$ in millions)						
Revenue	\$478	\$362	\$322	\$365	\$415	\$385
Net Income	1	(2)	(128)	(31)	2	(96)
Interest Expense	(8)	(4)	0	(2)	(8)	(8)
Income Tax Expense	13	6	3	(31)	9	(19)
Depreciation and Amortization	30	29	30	32	34	35
Other Expense, Net ¹	13	(10)	95	50	1	91
Stock Based Compensation	11	10	15	13	16	13
Adjusted EBITDA	\$59	\$30	\$15	\$32	\$54	\$17
<i>Adjusted EBITDA Margin</i>	12%	8%	5%	9%	13%	5%

Note: 2023 Revenue and Adj. EBITDA are pro forma for full year impact of Great North. | ¹ Primarily represents impairments, restructuring and other charges, gain on sale of property, plant, and equipment, foreign currency transaction gain, and acquisition cost.

Innovex Reconciliation to Non-GAAP Metrics

Return on Capital Employed (ROCE)

	2023 ¹	2022	2021	2020 ³	2019 ³	2018 ³
(\$ in millions)						
Income From Operations	\$97	\$77	\$14	(\$1)	\$44	\$35
Income Tax Expense	20	10	4	2	9	(4)
Operating Profit After Tax	\$77	\$67	\$10	(\$3)	\$34	\$39
Beginning Debt	90	39	26	65	83	63
Beginning Equity	251	181	91	135	51	31
Ending Debt	51	90	39	26	65	83
Ending Equity	329	251	181	130	135	51
Average Capital Employed	\$360	\$280	\$168	\$178	\$167	\$114
ROCE	21 %	24 %	6 %	(2)%²	21 %	34 %

¹ Innovex's 2023 financial statements reflect unaudited financials. See Disclaimer – Financial Information; Non-GAAP Financial Measures. ² 2020 ROCE excludes post 2020 audit private to public company accounting write-down of \$43 million. ³ 2020, 2019 and 2018 financial information has not been audited in accordance with PCAOB standards.

Dril-Quip Reconciliation to Non-GAAP Metrics

Return on Capital Employed (ROCE)

	2023	2022	2021	2020	2019	2018
(\$ in millions)						
Income From Operations	\$5	\$0	(\$125)	(\$64)	\$3	(\$123)
Income Tax Expense	13	6	3	(31)	9	(19)
Operating Profit After Tax	(\$8)	(\$6)	(\$128)	(\$32)	(\$6)	(\$103)
Beginning Debt	0	0	0	0	0	0
Beginning Equity	872	897	1,042	1,091	1,096	1,294
Ending Debt	0	0	0	0	0	0
Ending Equity	881	872	897	1,042	1,091	1,096
Average Capital Employed	\$877	\$885	\$969	\$1,066	\$1,093	\$1,195
ROCE	(1)%	(1)%	(13)%	(3)%	(1)%	(9)%