



A successful case of Turnaround, Efficiency and Growth



IBRX100 B3 IEE B3 ISE B3 ICO2 B3

Some statements and estimates in this material may represent expectations about future events or results that involve risks and uncertainties known and unknown. There is no guarantee that the events or results referred to in these expectations will occur.

These expectations are based on present assumptions and analyses from the viewpoint of our management, based on their experience, the macroeconomic environment, market conditions in the energy sector and our expected future results, many of which are not under Cemig's control.

Important factors that can lead to significant differences between actual results and projections about future events or results include Cemig's business strategy, Brazilian and international economic conditions, technology, Cemig's financial strategy, changes in the energy sector, hydrological conditions, conditions in the financial markets, uncertainty regarding future results of operations, plans and objectives as well as other factors. Because of these and other factors, our actual results may differ significantly from those indicated in or implied by these statements.

The information and opinions contained herein should not be understood as a recommendation to potential investors and no investment decision should be based on the truthfulness, or completeness as of the date hereof of this information or these opinions. None of Cemig's professionals nor any of their related parties or representatives shall have any liability for any losses that may result from the use of the content of this presentation.

To evaluate the risks and uncertainties as they relate to Cemig, and to obtain additional information about factors that could lead to different results from those estimated by Cemig, please consult the section on Risk Factors included in our Formulário de Referência filed with the Brazilian Securities Commission – CVM, and in Form 20-F filed with the U.S. Securities and Exchange Commission – SEC.

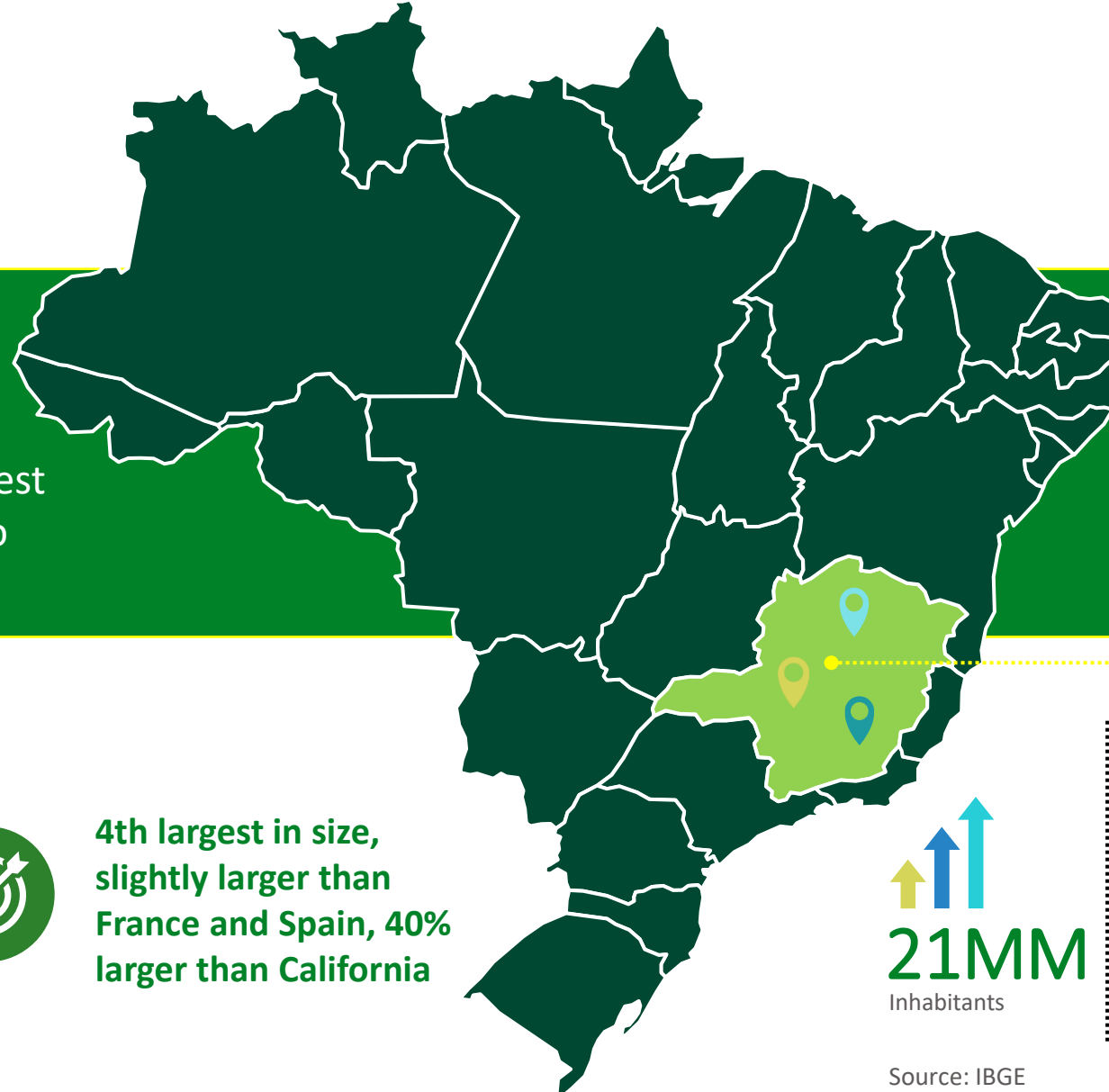
In this material, financial amounts are in **R\$ million (R\$ mn)** unless otherwise stated. Financial data reflect the adoption of IFRS



CEMIG

MG

Minas Gerais has the 3rd largest GDP in Brazil, behind only São Paulo and Rio de Janeiro



GDP



GDP MG 2021: R\$805 bn (+5.1%)

GDP Brasil 2021: R\$8.7 trillion(+4.6%)

Growth Expectation 2022 : +2.26%



2nd largest population in Brazil, approx. 10% of the country's population



4th largest in size, slightly larger than France and Spain, 40% larger than California



21MM

Inhabitants



Average Income(2021) R\$ 2,277



HDI (2010) 0.731



IDEB – Early years in elementary school (2019) 6.3

Source: IBGE

In the Power Industry since 1952



Integrated portfolio making it possible to capture synergies and reduce risks

Generation

5.5 GW
67 Power plants



Transmission

7,960 km

Distribution

558,031 km

Free Customers

15% share



Retail
Largest distribution
company

Cemig is Uniquely Positioned

#1

Integrated - Leader in Renewable
100% of our generation is renewable

CEMIG GT

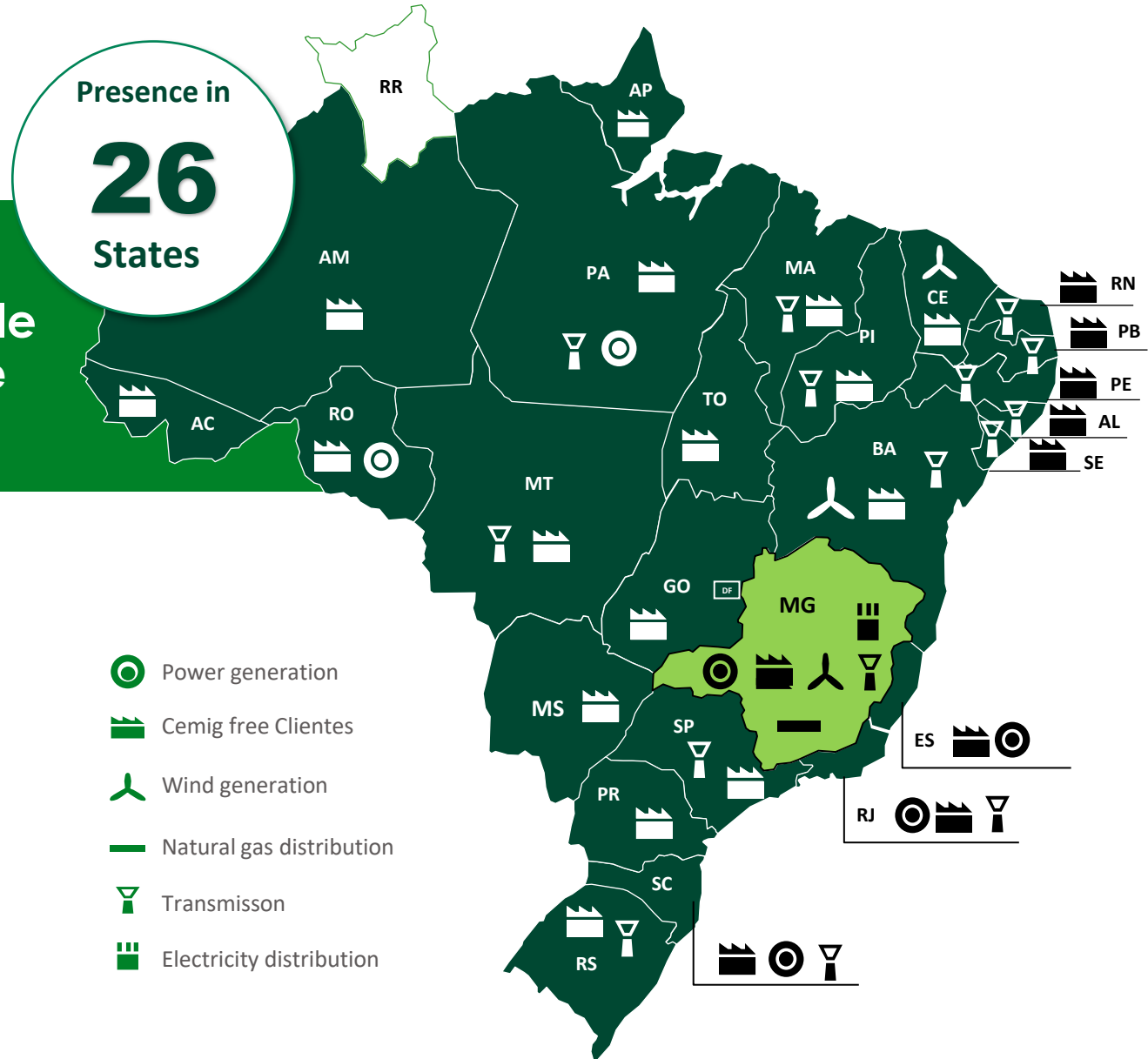
4^o largest transmission group*
6^o largest generator group

CEMIG D

Largest energy distribution concession in the country

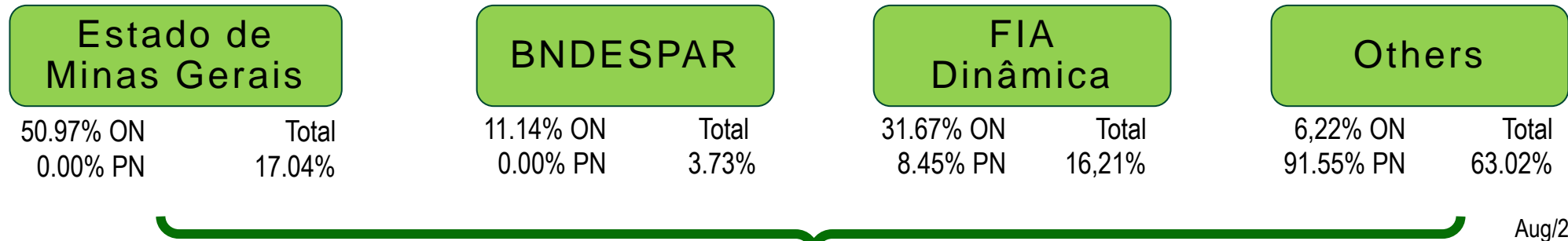
- ✓ 8.9 million clientes in 1S22
- ✓ 22.9 thousand GWh of distributed energy in 1S22
- ✓ 558 thousand Km of lines

Largest trading company
Largest energy supplier for free clients 15% market share



*Considering a proportional 21.68% stake in TAESA's RAP

Shareholder structure - Based in State of Minas Gerais



Among the most liquid stocks in Brazil's electricity sector

- Listed on New York, São Paulo and Madrid
- More than 190,000 shareholders in 40 countries
- Average daily trading volume in Aug/22
R\$122,1 mn in B3 and **US\$14.5mn** (R\$74.5 mm) in NYSE



Solid dividend policy

- Payout - 50%



Best-in-Class Corporate Governance

- Board of Directors - eleven members
 - ✓ Ten members have the characteristics of an Independent Board Member, by the criteria adopted by the Dow Jones Sustainability Indexes (DJSI) / nine by IBGC
- Present for 22 years in the Dow Jones Sustainability Index (the only company in the sector in Latin America) and main indexes (ISEE, ICO2, IGCX, among others)

Selection of leadership



Selection through headhunter program

- ✓ Executive Board - all members selected by headhunter
 - ✓ 13 of 15 from the market
- ✓ New hiring model approved by the Board of Directors
 - ✓ Renewal of leadership roles – 40% may come from the market

Simplification of the contracting and procurement process



Adequacy in the hiring process

Agility in decision making

- ✓ More digital, more reliable, more efficient and cheaper
- ✓ Omnichannel: integration of customer service channels (IBM)

New Career and Salary Plan



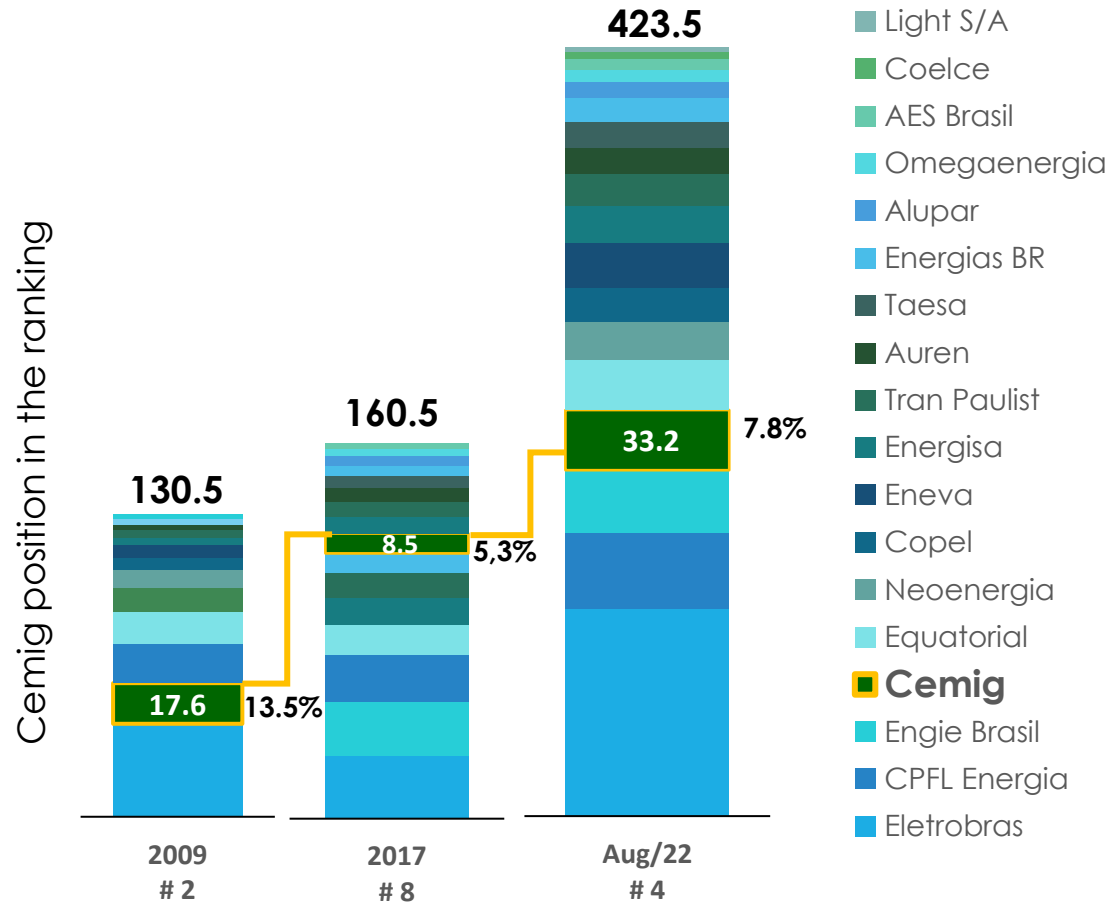
Internal mobility - focus on talent retention

- ✓ New Model of Career Management; valuing meritocracy
- ✓ Flexibility of internal movement within the company

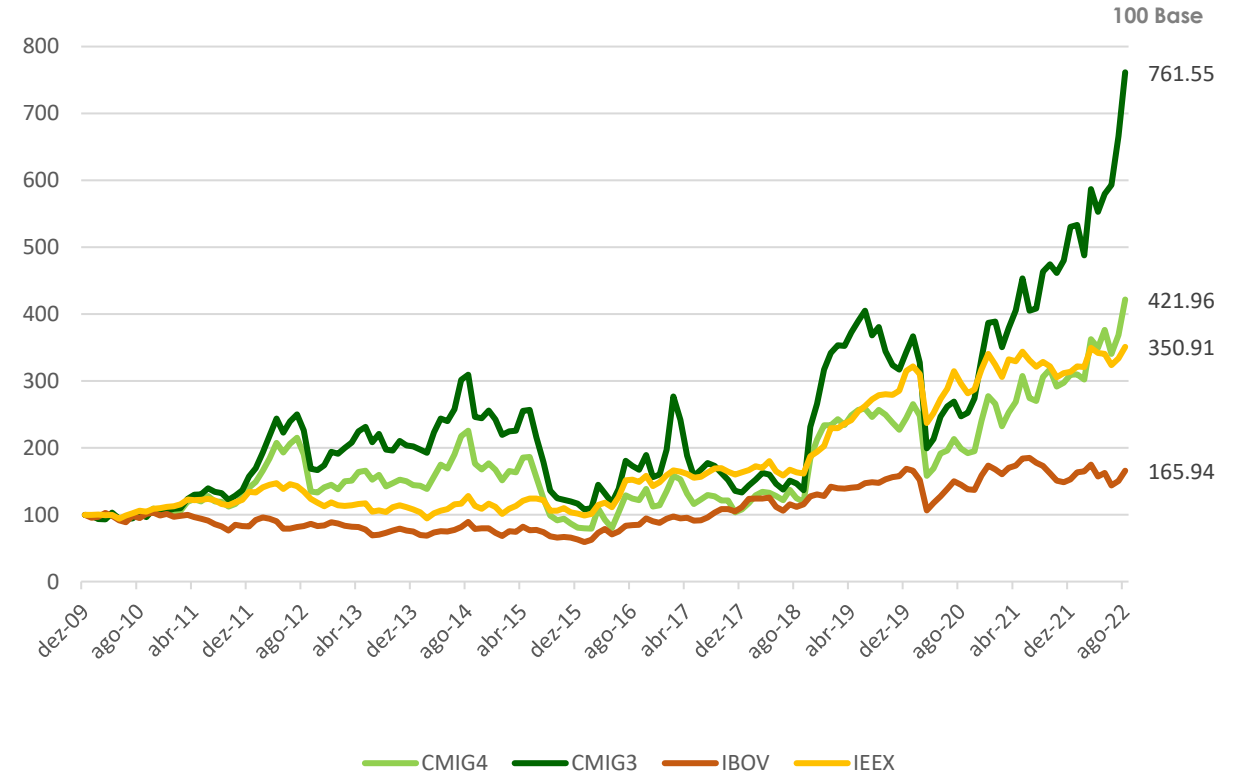
Cemig - Recovery of representativeness in the sector

Market Cap

Electric sector (R\$ bn)

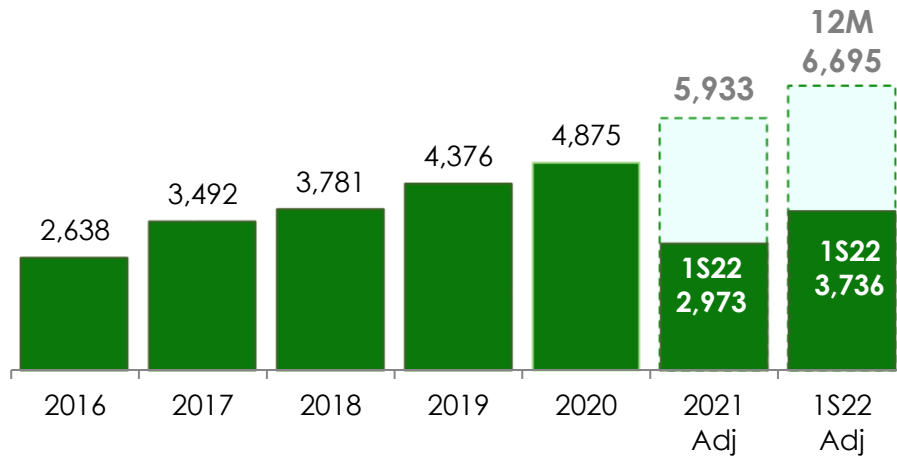


Stock Evolution



(1) 08/16-2022 - Source: Economática

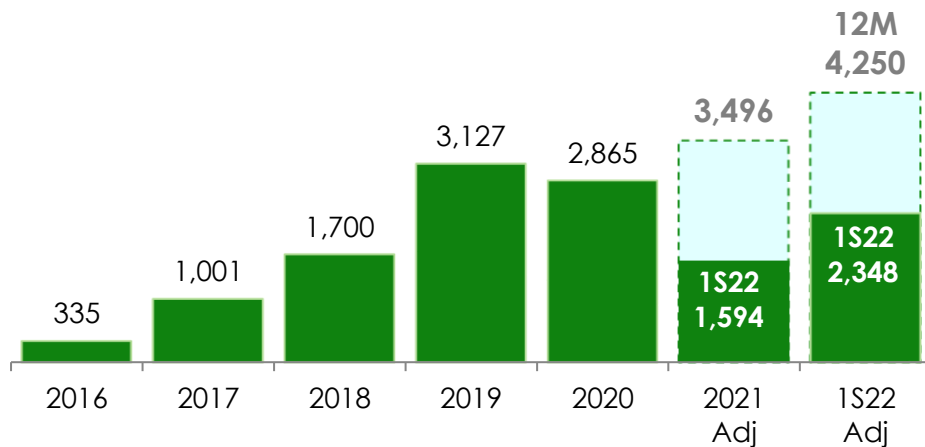
Ebitda – R\$MN



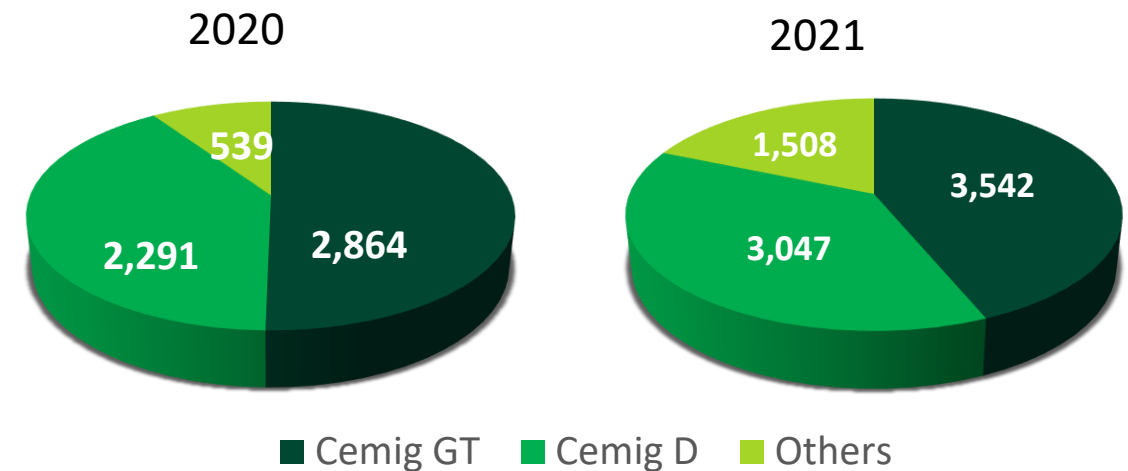
Diversified

Low Risk Business Portfolio
Most of the revenues are inflation protected

Net Income – R\$MN



Breakdown of Ebitda (IFRS)



Allocation of 2021 net income

Dividends to be paid in 2022:



R\$1,966 mn destined for the payment of mandatory dividends, corresponding to R\$1.16 per share Payment in two equal installments – the 1st until Jun/22 and the 2nd until Dec/22

- **R\$955 mn** declared as interest on equity

Charged to the mandatory dividend, as resolved by the Board of Directors on December 10, 2021

- **R\$1,011 mn** declared as mandatory dividends



Bylaws

Guaranteed - The minimum annual dividend

- **R\$ 0.50** for Preferred Shares

Bonus Proposal

30% Capital increase through bonus shares

	Share capital Dez/201	Bonus Shares	Share capital after Bonus Share
Preferred	1,127,325,434	338,197,630	1,465,523,064
Common	566,036,634	169,810,990	735,847,624
Total	1,693,362,068	508,008,620	2,201,370,688



Best ratings in Cemig's history

Upgrades of Cemig's ratings reflect

- reduction of leverage and improved operational performance

FitchRatings		Investment Grade									Speculative grade							
		AAA	AA+	AA	AA-	A+	A	A-	BBB+	BBB	BBB-	BB+	BB	BB-	B+	B	B-	CCC+
	2009																	
	2018																	
	2022																	

STANDARD & POOR'S		Investment Grade									Speculative grade							
		AAA	AA+	AA	AA-	A+	A	A-	BBB+	BBB	BBB-	BB+	BB	BB-	B+	B	B-	CCC
	2009																	
	2018																	
	2022																	

MOODY'S		Investment Grade									Speculative grade							
		AAA	AA+	AA	AA-	A+	A	A-	BBB+	BBB	BBB-	Ba1	Ba2	Ba3	B1	B2	B3	Caa1
	2009																	
	2018																	
	2022																	

 Brazilian scale
  Global scale

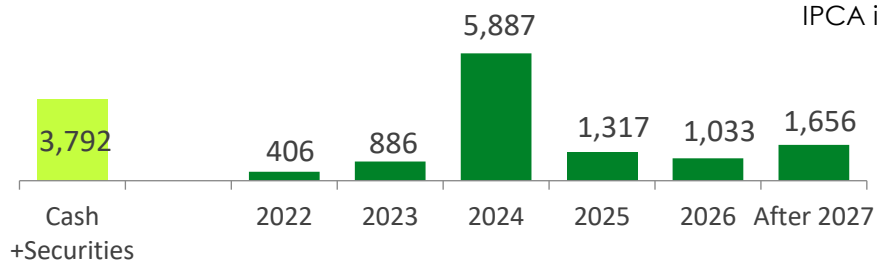
Debt profile – consolidated 1H22

Debt and leverage continue to be low – ensuring sustainability of operations and execution of investment program

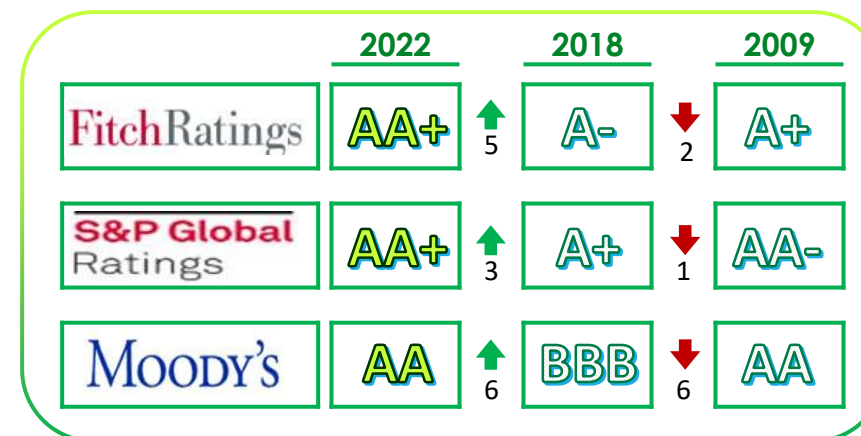
Maturities timetable | Average tenor: 3.2 years

Net debt (Debt – Cash and securities): **R\$ 7.4 bn**
 Total net debt (Net debt – Hedge): **R\$ 6.5 bn**

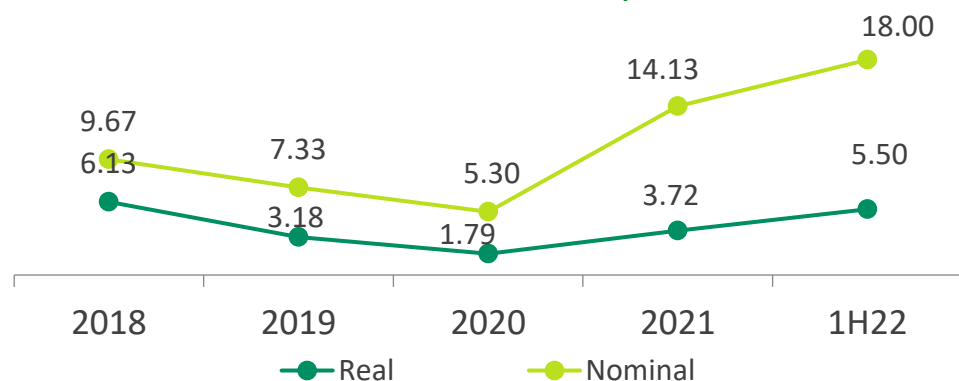
Main interest rate indexes:
 US Dollar - 47%,
 IPCA inflation - 38%,
 CDI - 15%



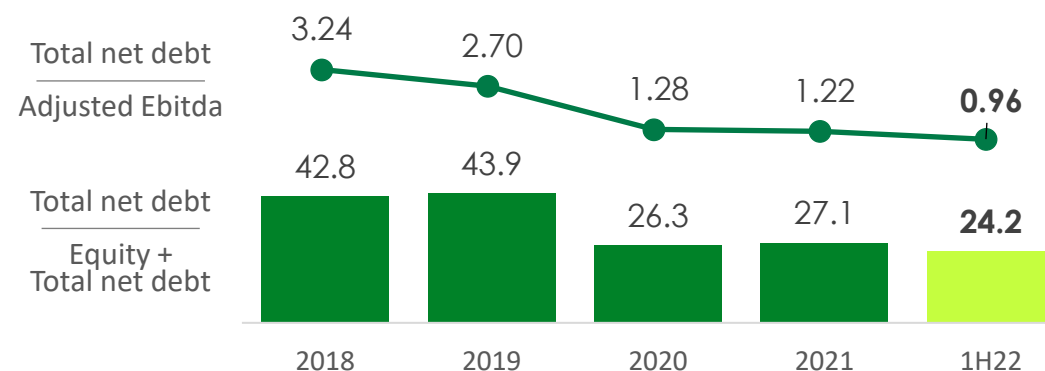
Evolution of our Ratings



Cost of debt | %



Leverage | %



Bonds CEMIG - Liability Management

Characteristics:

Volume	Coupon	Issue	Call	Matures
US\$ 1.5 bn	9.25% p.a.	Dec. 2017	Dec. 2023	Dec. 2024
Hedge Structure		Cost	Call – floor	Call – ceiling
Call Spread Principal / Interest Swap		142% CDI	R\$3.45	R\$5.00
Income tax – no hedge	185% CDI* Cost considering effect of income tax			
Secondary market		Premium	Date	Premium
		3,18% a.a.	15,13%	20/04/2021

Eurobonds 2018-2020 (R\$ mn)

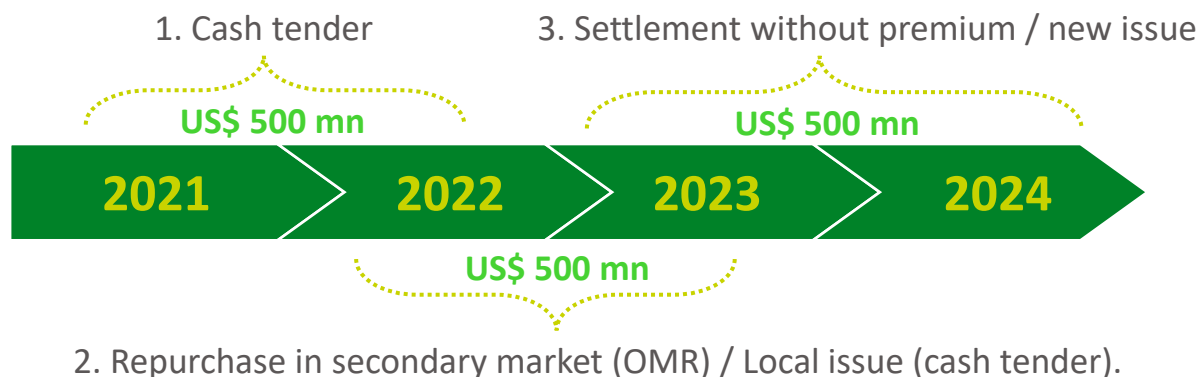
Date of payment	Sep. 2018	Sep. 2019	Sep. 2020
Bonds: Gross debt	5.949	6.196	8.418
Hedge	273	1.870	3.284
Bonds: Net debt	5.676	4.326	5.134

Fonte: ITRs Cemig GT

Note: Although the dollar rose 41% from Sep. 2018 to Sep. 2020, net debt was reduced by 9.5% over the same period.



Maturity / Execution Strategy



Board approved Cemig's
**Human Value, Diversity
and Inclusion Policy**



An inclusive
environment favors
better results



MOVIMENTO
AMBIÇÃO NET ZERO

Cemig joined Climate Ambition movement of the **UN Global Compact**

Commitment to translating ESG values into our actions

- ✓ Focus our investment on **RENEWABLE SOURCES** –Implementing **MINAS LED** public lighting program in over **600** municipalities
- ✓ Acquisition of **ELECTRIC VEHICLES**. For combustion vehicles, priority use of ethanol
- ✓ Trading of **±1.6 million IREC** – Renewable Energy Certificates and **Cemig RECs**
 - Cemig-REC receive *Bureau Veritas* recognition and certification



Presence in Major Sustainability Indexes



Cemig has been on the index for 22 consecutive years, and is **the only company in the Americas in the electric sector**



Rating AA, second best rating of the Brazilian electric sector



Member of the FTSE4Good Global Index (UK), with a score of 3.5, higher than the electricity sector average of 2.7



Present in B3's Corporate Sustainability Index since its creation, being one of the 39 Brazilian companies



One of the leading companies in water management practices in Latin America, included in the "A list" for the third consecutive year



Considered as "medium risk" by Sustainalytics



Cemig is part of B3's ICO2 Carbon Efficient Index portfolio



2021: "PRIME" rating, with **maximum score in Eco-Efficiency**



Bronze classification in Standard & Poor's sustainability ranking. 15th position, with 220 companies in the electrical sector evaluated



Cemig ranks 24th - and **2nd best among Brazilian companies in the Top 100 Green Utilities Ranking** based on carbon emissions and renewable energy

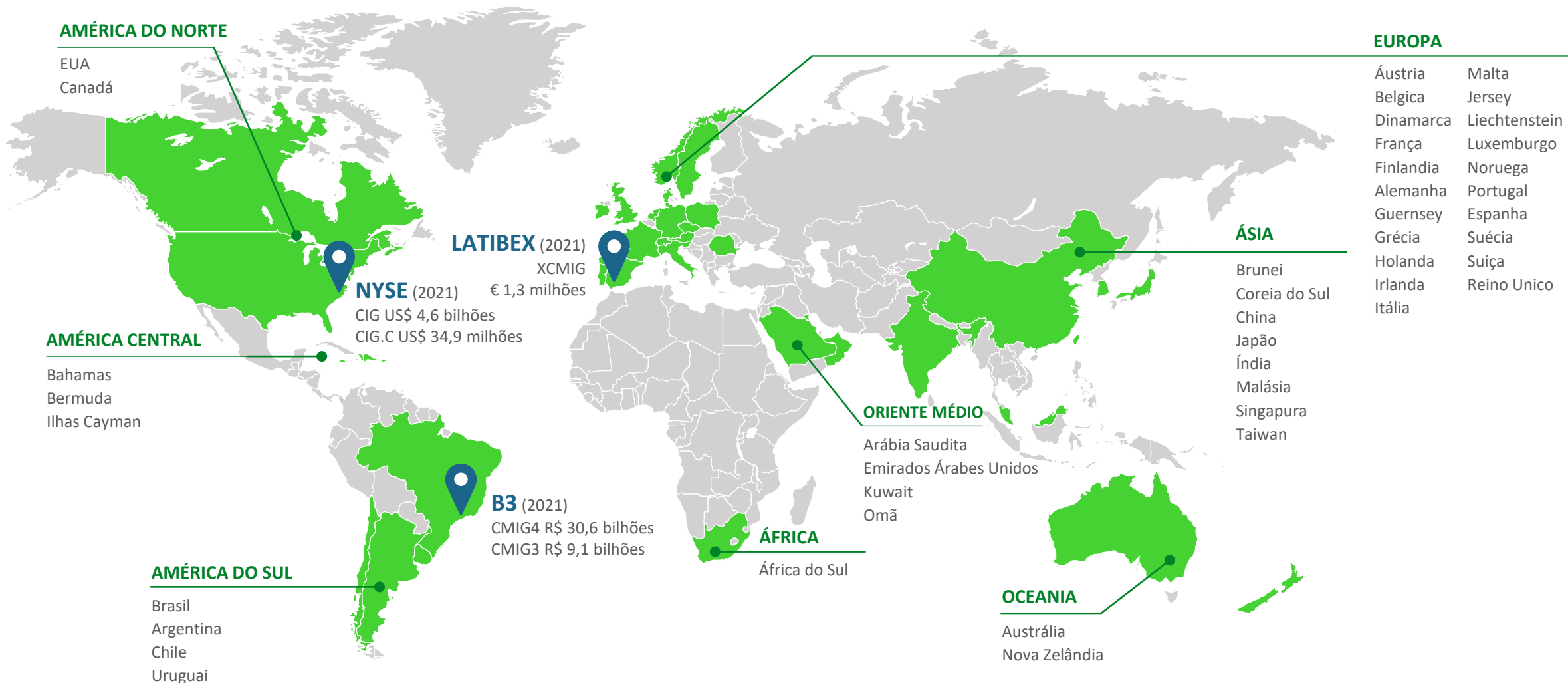
Strong shareholders base assures liquidity



Average daily trading volume in Aug/22
R\$122,1 mn in B3 and US\$14.5mn (R\$74.5 mm) in NYSE



Listed on New York, São Paulo and Madrid
More than 190,000 shareholders in 40 countries





STRATEGY 2025
Focus and Win Plan

Summary of the Focus and Win strategy

20

CEMIG
NOSSA ENERGIA, SUA FORÇA



Distribution


Focus on the client (top 3 in NPS).

Excellence in capex, investing R\$ 12.5 billion in five years.

Management of revenue.

Operational efficiency

Proactiveness with the regulator.




Generation

Add ~1GW of capacity (~0.5 GW average)¹, investing ~R\$ 4.5 billion, preferably renewable.

Optimize generation costs by 10–15%.

Review of the portfolio of equity interests

Proactiveness with the regulator.



Transmission

Investments at R\$ 1.1 bn in Updating and Enhancement.

Optimize Transmission costs to >5% below regulatory level.

Expand Transmission assets (~500km).

Proactiveness with the regulator.



Commercialization

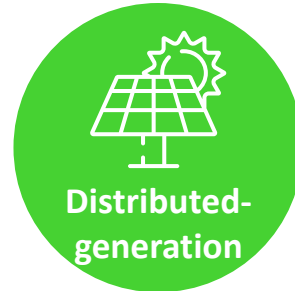
Strengthen positioning in the most profitable segments.

Active management of contracts.

Excellence in risk management.

Agile operational model.

Expand offer of attractive products.



Distributed-generation

Develop projects of new solar farms with capex of ~R\$ 1 billion.

Trading model and digitalized client service.

Sustainability of the GD Model



Gasmig

Potentialize the business and improve governance, investing R\$ 1 billion in five years.



Disinvestments

Disinvest other businesses (including minority holdings and jointly-controlled entities).



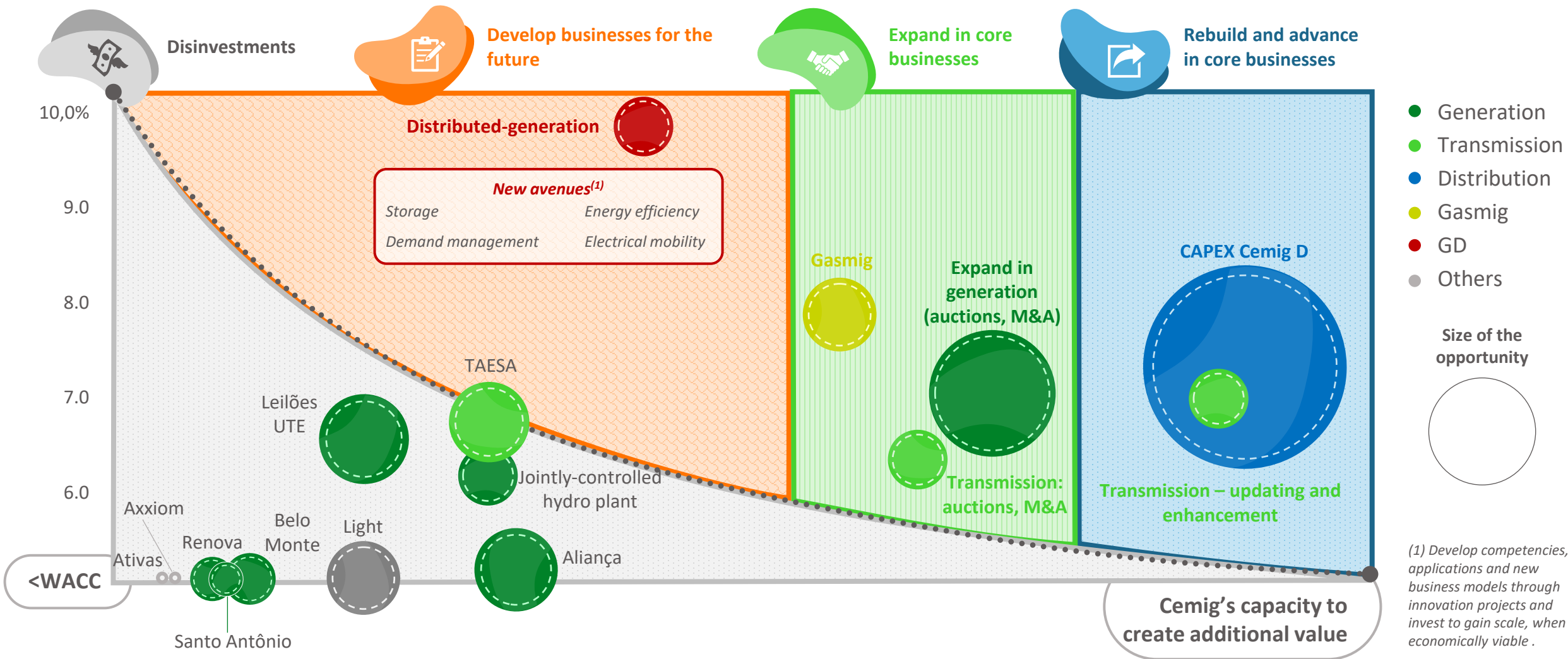
Innovation/Technology

Invest R\$ 0.5 billion in new growth avenues and opportunities to increase efficiency of present businesses.

Modernize platforms and infrastructure, with capex of R\$ 0.7 billion

Focus and Win strategy - Capital allocation

Market attractiveness | Expected ROIC or IRR



(1) Develop competencies, applications and new business models through innovation projects and invest to gain scale, when economically viable.

Accelerating Cemig's transformation

22

Focus on Cemig D and GT: lead in customer satisfaction and safety; achieve regulatory efficiency levels, through management with a modern, sustainable and private logic, TSR of 20%, making investments of around R\$22.5 billion with a focus on Minas Gerais

100% DIGITAL

Digitalize and transform processes in interactions with clients.

2



1

ENCHANT THE CLIENT

Transform the client's experience to achieve top position in client satisfaction (NPS: top 3; IASC: score 80)



3

MAXIMIZE EFFICIENCY

Increase profit of current businesses, with Ebitda impact of R\$ 600mn and risks reduction.



CREATE VALUE

4

Invest to modernize core businesses, expand activity and develop businesses for the future, creating higher value (TSR: 20%)



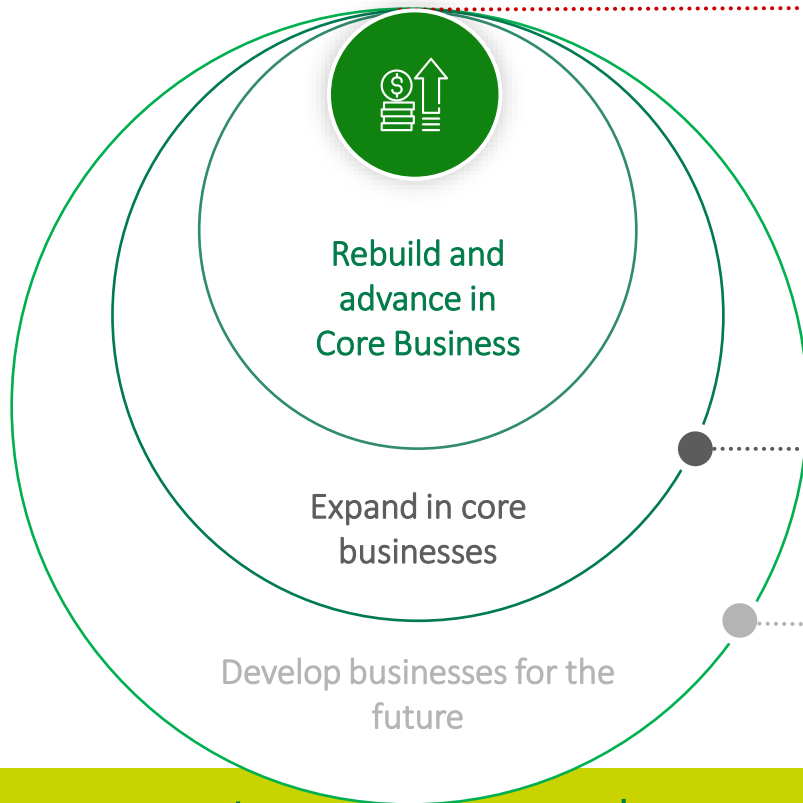
5

AGILE MANAGEMENT, WITH SECURITY

Implement modern, private-sector, sustainable management principles, and culture of results.



Cemig will invest ~R\$ 22.5 bn in next 5 years to strengthen and expand present businesses and explore new opportunities



R\$14.5 bn
(64%)

Cemig D: Expand, modernize distribution network and make it more robust (R\$ 12.5 bn)
>150 new substations, >20,000 KM of networks and >300,000 intelligent elements (switches, reclosers, sensors, smart meters...)¹.

Cemig GT:

Transmission: Strengthen and improve present network (R\$ 1.1 bn)
Generation: Automation and modernization of plants (R\$ 0.2 bn)
Trading: modernization of systems and processes for scenario of liberalization.

Technology:

Modernize platforms and infrastructure, increase analytical capacity and strengthen digital competencies (R\$ 0.7 bn)

R\$6.5 bn
(29%)

Grow in Generation and Transmission through new projects and/or M&A (R\$ 5.5 bn)

Expand Gasmig's presence in Minas Gerais with network expansion (R\$ 1 bn)

R\$1.5 bn
(7%)

Distributed generation: lead the energy transition and defend the Company against loss of distribution market share (R\$ 1.0 bn)

Innovation: (R\$ 0.5 bn)

New growth avenues based on transformation in the sector, regulation and technology, such as:

- Storage (batteries, reversible plants, hydrogen,...)
- Ancillary services
- Management of demand
- Energy efficiency
- Electrical mobility

Opportunities to **increase efficiency** in present businesses, such as:

- Digitalization
- Advanced analytics
- Automation and robotization of O&M
- Robotization of processes
- Blockchain

Execute disinvestments (R\$ 9 bn)

Rigor in approval of investments to ensure return >WACC, and hurdle rates.

Return capital to stockholders

(1) Preliminary – Capex plan is being detailed with these guidelines.

Investment program – execution

Investment of **R\$1.19 bn** in 1H22

✓ **R\$697 mn** in 2Q22



DISTRIBUTION

R\$990 mn

Investments in maintenance and modernization of the electricity system



TRANSMISSION

R\$132 mn

Strengthening and upgrading – with increase in RAP



GENERATION

R\$38 mn

Expansion and modernization of plants

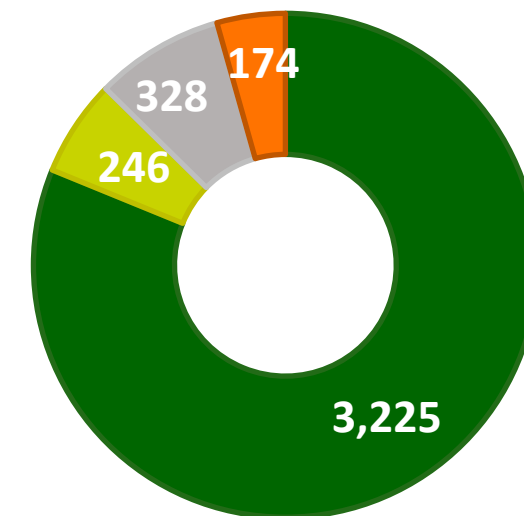


INVESTMENTS OF GASMIG

R\$28 mn

Infrastructure and other

Investment planned for 2022
R\$ 3.97 billion

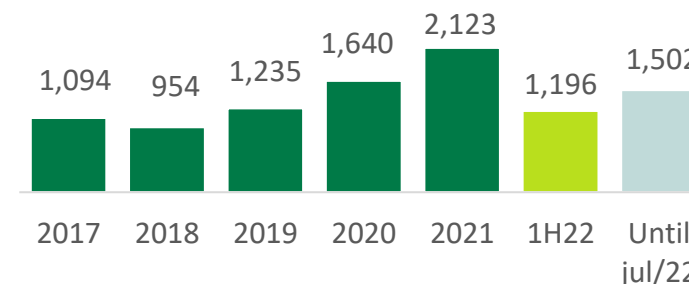


■ Distribution ■ Generation
■ Transmission ■ Other




Cemig D invested R\$283 mn in July 2022

Execution of investment program expected to accelerate in 2H22



Mais Energia Program - (“more energy”)

The **Mais Energia program** will amplify Cemig's transformation capacity, providing more quality, safety and reliability in the system to meet clients' needs.



200 new substations

- bringing the total to **615 in operation** until 2027



Total investment of **R\$ 5 bn** by 2027



8.9 million clients benefited



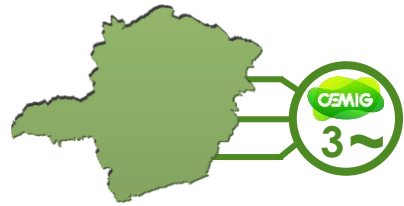
Click here to see map of Cemig's substations.

<https://geo.cemig.com.br/programa-mais-energia/>

The Minas Three - phase program

26

Better **Reliability** and **Quality** in service to clients in the countryside



Conversion of these networks from **single-phase** to **three-phase**
Interconnections for operational flexibilities and automation of protection systems



Transforming subsistence **agriculture** into **agribusiness**

- Making more energy available for development of the countryside areas of Minas Gerais



Total investment planned from 2021 through 2027: **R\$ 1.8 bn**

Post-retirement

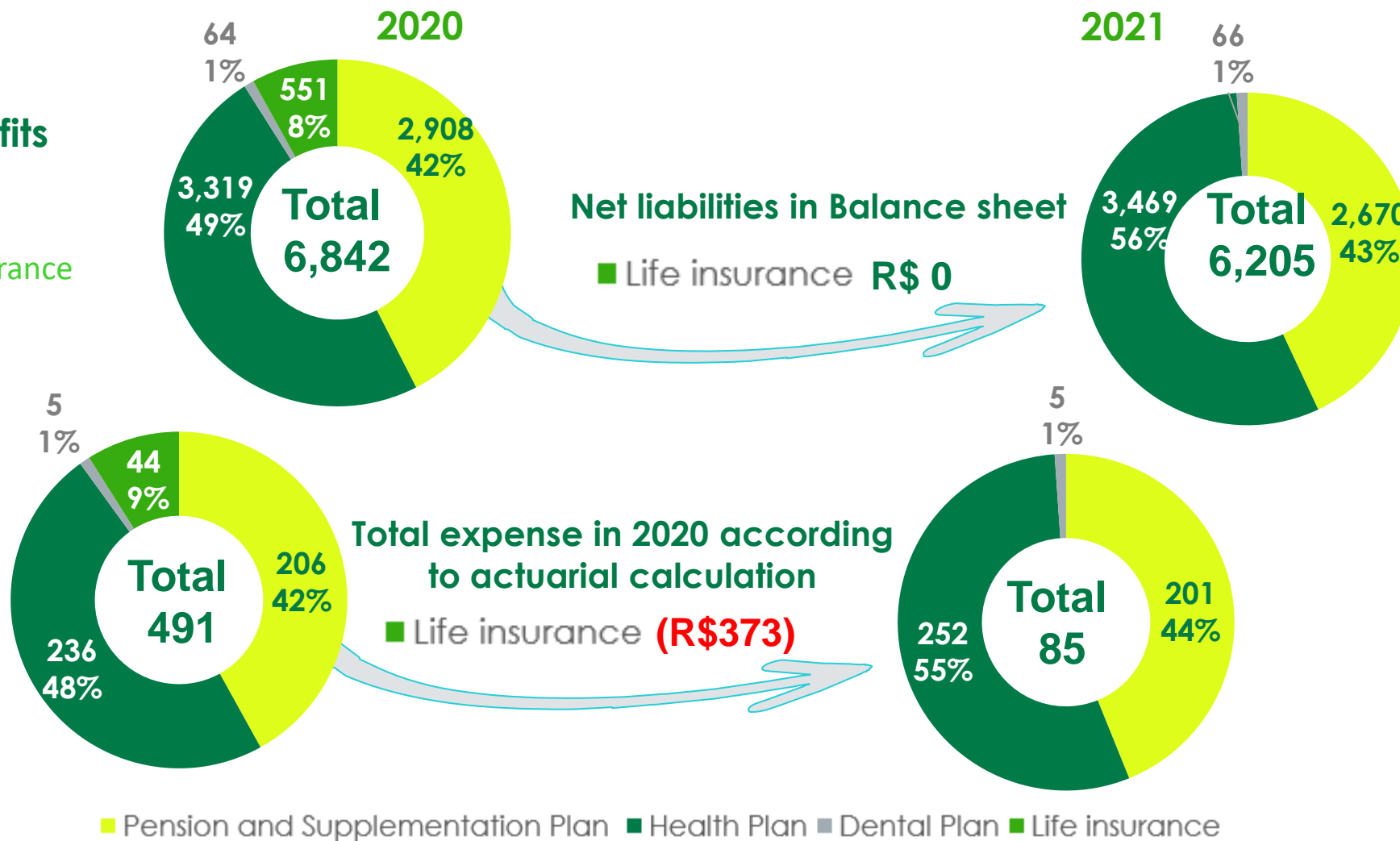
Reduction in post-employment expenses in line with our strategic planning

R\$ mn



insurance benefits

Extinction of post-employment life insurance benefits for retirees



Studies for adaptation of the pension and health plans, to reduce actuarial risk and obligations.



**DISTRIBUTION
BUSINESS**



AMBITION

Transform Cemig D into a benchmark for the distribution sector and an inducer of development of the state of Minas Gerais: Leader in client experience (top 3 in NPS) and safety – **with performance at least at regulatory levels (increase Ebitda by R\$ 1bn, DEC at 95% of regulatory limit, FEC at 70% of regulatory limit)** – prepared for the future through investments in smart grids, smart networks, digitalization and analytical capacity. **Capex R\$12.5 bn (2021-2025)**



STRATEGIC GUIDELINES



Center on the client: transform their experience, investing in digitalization.



Increase operational efficiency, applying innovative and technological solutions **to keep costs below regulatory levels.**



Be an inducer of market expansion, through the increase in investments, to create a virtuous cycle of expanded regulatory remuneration and improvement of performance.

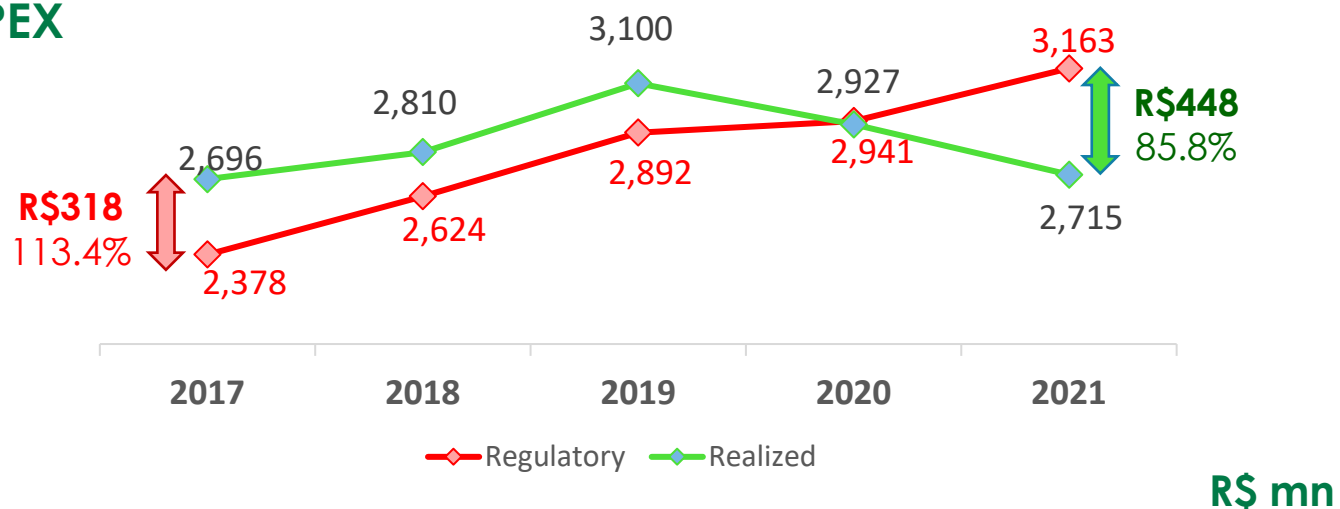


Optimize management of revenue making maximum use of analytical and data capacity to reach regulatory levels of power losses and default.

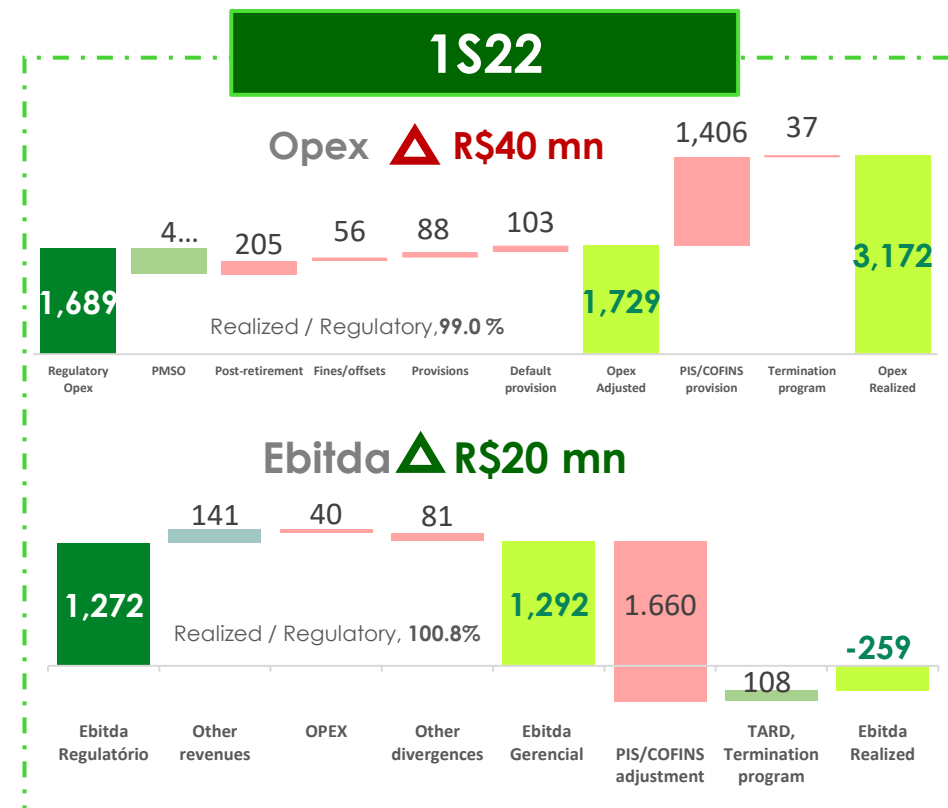
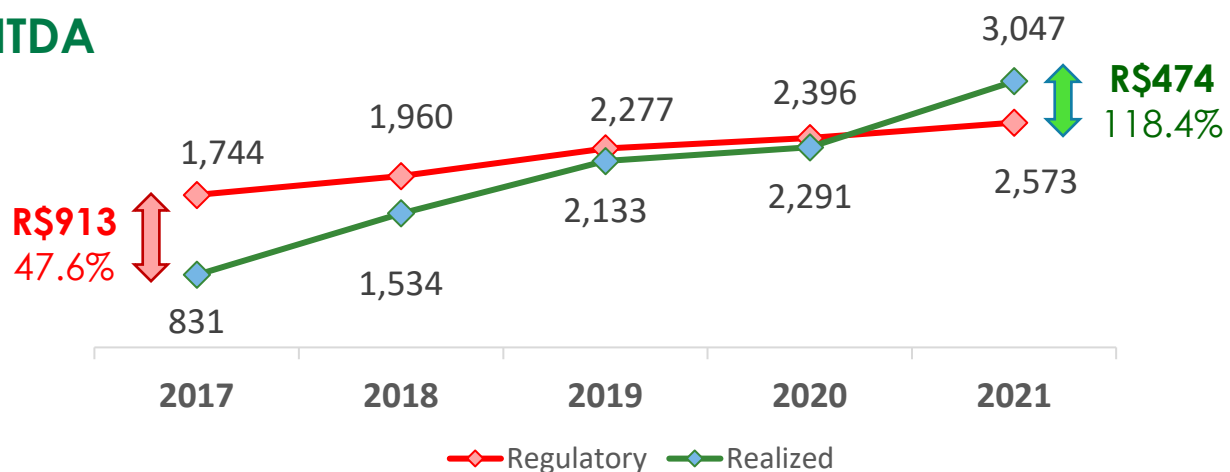
Cemig D - Opex and Ebitda x regulatory level

Commitment to operational efficiency

OPEX



EBITDA



“Regulatory Opex and Ebitda within regulatory parameters – annual basis”

Cemig D - Combating default

Our Collection/Billing index ('ARFA') reached a record of 99.59% in May 2022, resulting from issuing receipts via **digital channels**.

Change in the collection mix reduced costs by **6.74%** in 1H22.

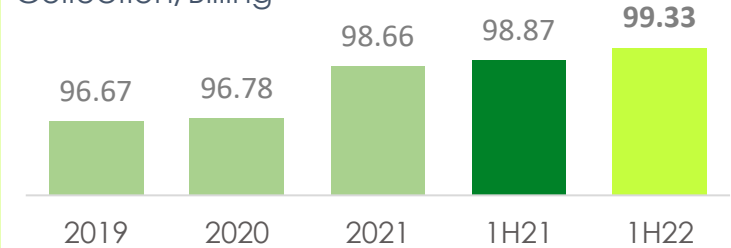
Management of default is still challenging, as Cemig works to comply with the regulatory coverage indices:

- ✓ **405,000** disconnections of supply in 2Q22 – **22.5%** more than in 2Q21
- ✓ Total disconnections expected in 2022: **1.9 million**

Conversion of irregular connections to billing generated revenue of **R\$ 56 mn (56%** more than in 2Q21).

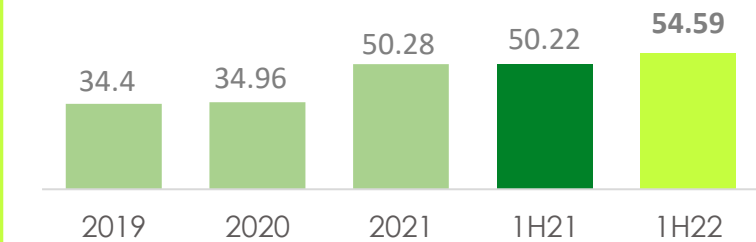
Receivables Collection Index | ('ARFA') (%)

Collection/Billing



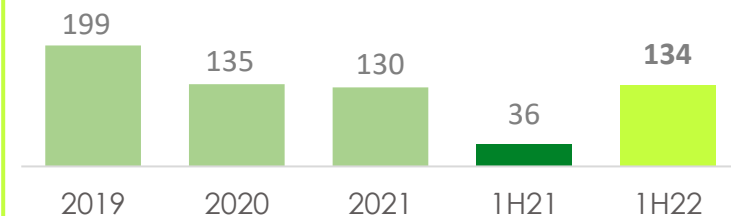
Collection | Digital Channels (%)

PIX, card, app, automatic debit, ATM, others

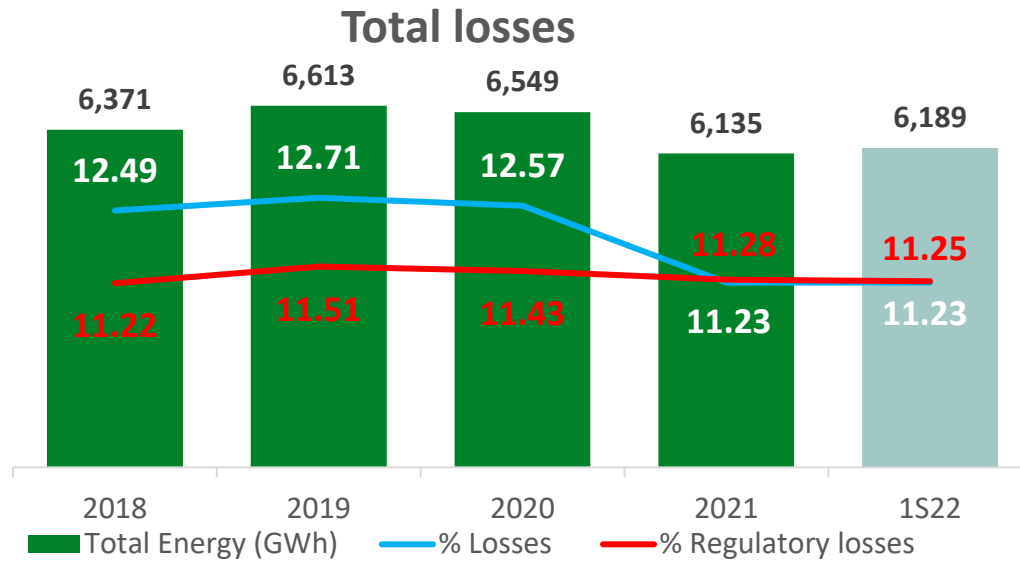


Default provision | PECLD (R\$ million)

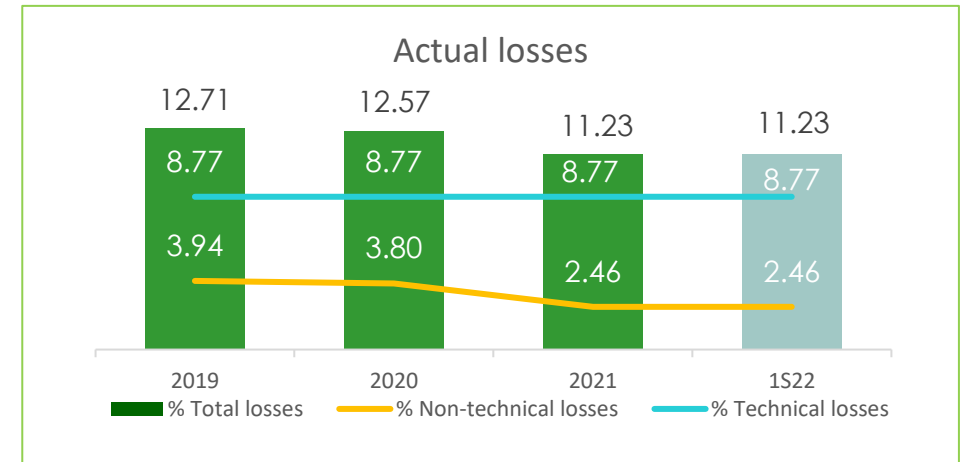
Power Supply and Grid Usage



Positive results achieved in combating losses

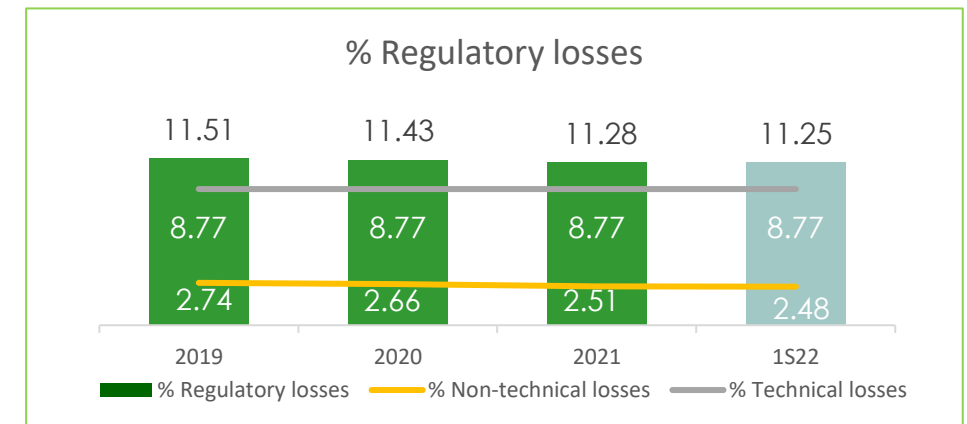


“ Aim to continue achieving better levels than the regulatory parameters ”

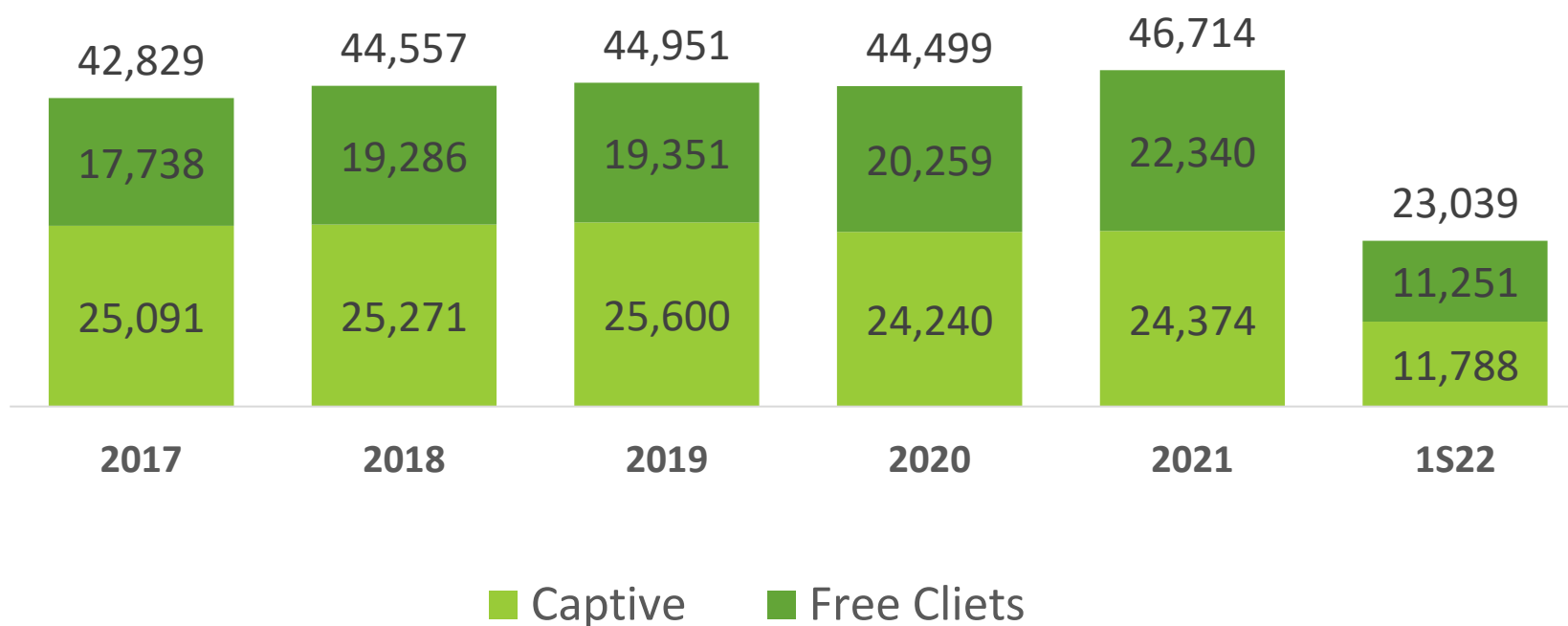


Main initiatives

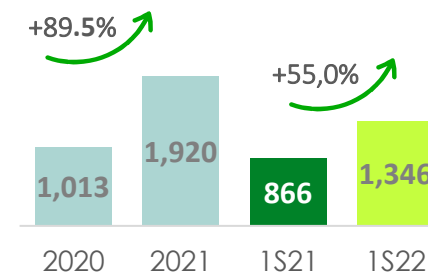
- ✓ **230,000** obsolete meters replaced
- ✓ **150,000** conventional meters replaced by smart meters
- ✓ **15,000** clandestine connections regularized
- ✓ Success index in client inspections, increasing from **27%** in 1H21 to **48%** in 1H22



Cemig D market evolution



Injected energy DG – GWh



Distributed Generation
increased significantly



5,8% Energy injected

Represented the Distributed Generation of the total energy consumed in Cemig's concession area

Aneel approved tariff review in the Technical Note 45/2018

Regulatory asset base (RAB)	2013	2018
Remuneration Base – gross R\$	15,724	20,490
Remuneration Base – net R\$	5,849	8,906
Average depreciation rate	3.84 %	3.84%
WACC	7.51%	8.09%
Remuneration of the special obligations	-	149
CAIMI R\$	147	333
QRR R\$ - Depreciation (Gross RAB x Dep rate)	590	787
Remuneration of capital R\$ (Net RAB x WACC)	587	1,236

Readjustments: in the last years (2020 and 2021), residential consumers have had zero increase in tariffs

“ The *tariff reviews occur every 5 years, and the next one will take place in May 2023* ”

A photograph of a dam structure with yellow railings in the foreground. The dam has several large concrete pillars and a water spillway. A green and blue graphic overlay is on the right side of the image. The text 'GENERATION, TRANSMISSION AND COMMERCIALIZATION BUSINESSES' is written in white on a dark blue background within the overlay.


**GENERATION,
TRANSMISSION AND
COMMERCIALIZATION
BUSINESSES**



AMBITION



Add ~1GW of installed capacity (~450 MW) by 2025, with investment of R\$4.5 billion focused on renewable sources and increasing efficiency of the portfolio



STRATEGIC GUIDELINES



Add ~1GW of capacity (~450 MW average of physical guarantee) to Cemig's portfolio, through projects in hydroelectric, wind and solar sources with appropriate financial returns.



Increase operational efficiency, achieving market levels of PMSO.



Disinvest in assets that destroy value and have no opportunity for turnaround.



Be proactive with the regulator, promoting speed in the Generation agenda.

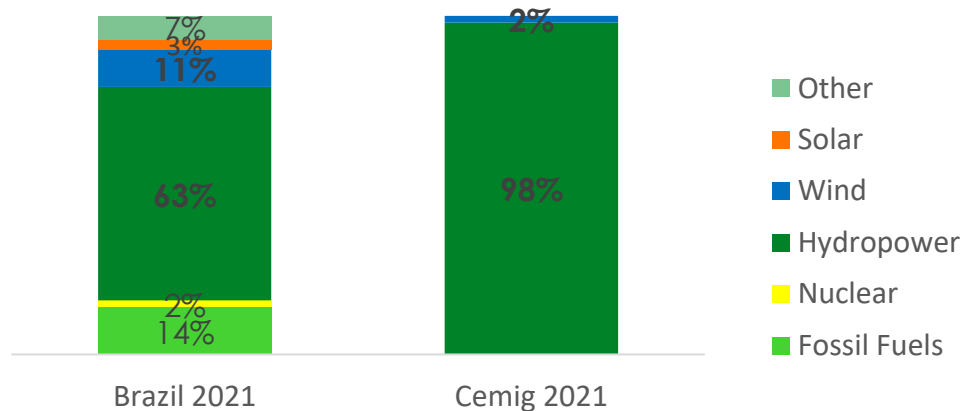
Renewal of concessions of the expiring plants

Energy Matrix - 100% renewable

Source	Installed Capacity (MW)			
	2020	%	2019	%
Hydro	5,969.4	98.18	5,903.4	98
Wind	115.2	1.9	115.2	1.1
Solar	1.4	0.02	1.4	0.02
TOTAL	6,086.0	100	6,020.0	100

“ *100% of Cemig's installed capacity comes from renewable energy sources* ”

Energy Matrix



3.8% percentage that Cemig represents in Brazil's existing installed capacity



Photovoltaic projects (More mature projects)

Under Development

a) Boa Esperança:

- 100 MWp and capex approximately R\$447 mn
- DRO (grant) issued
- Energizing planned end-2023.

b) Três Marias Jusante

- 87 MWp estimated and capex approximately R\$377 mn
- DRO issued
- Energizing planned for end-2023

Under study

a) Três Marias 1 (Floating):

- 60 MW and capex approximately
- DRO and environmental license issued

b) Cerrados 1, 2 e 3:

- 260 MW estimated and capex approximately
- Initial stage of studies



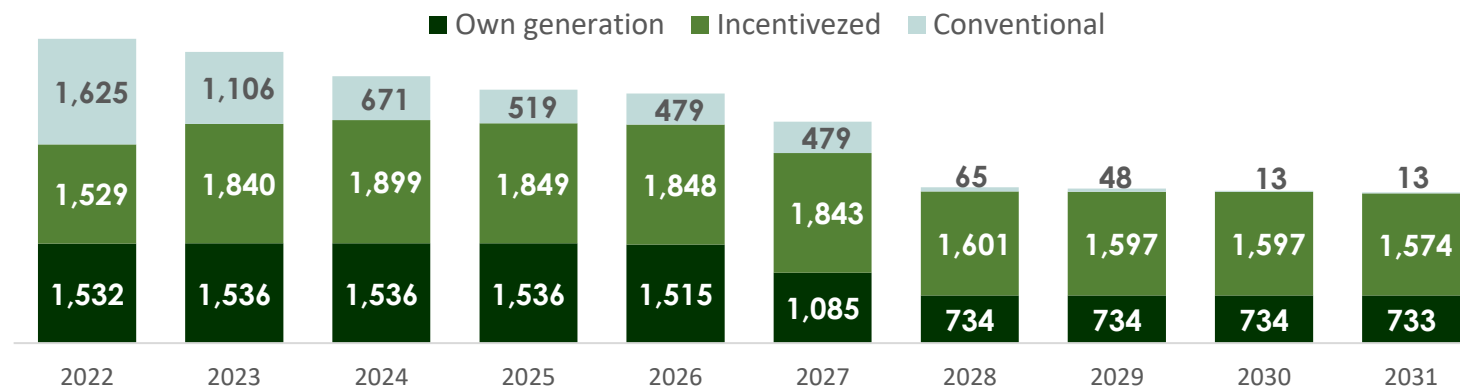
Prospecting in innovation

- Develop trackers, floating photovoltaic plants and hybridization.
- Studies for use of new photovoltaic panel technologies.
- Produce green hydrogen in hydrolyzers from renewable sources.



Cemig group: Supply and demand

Supply

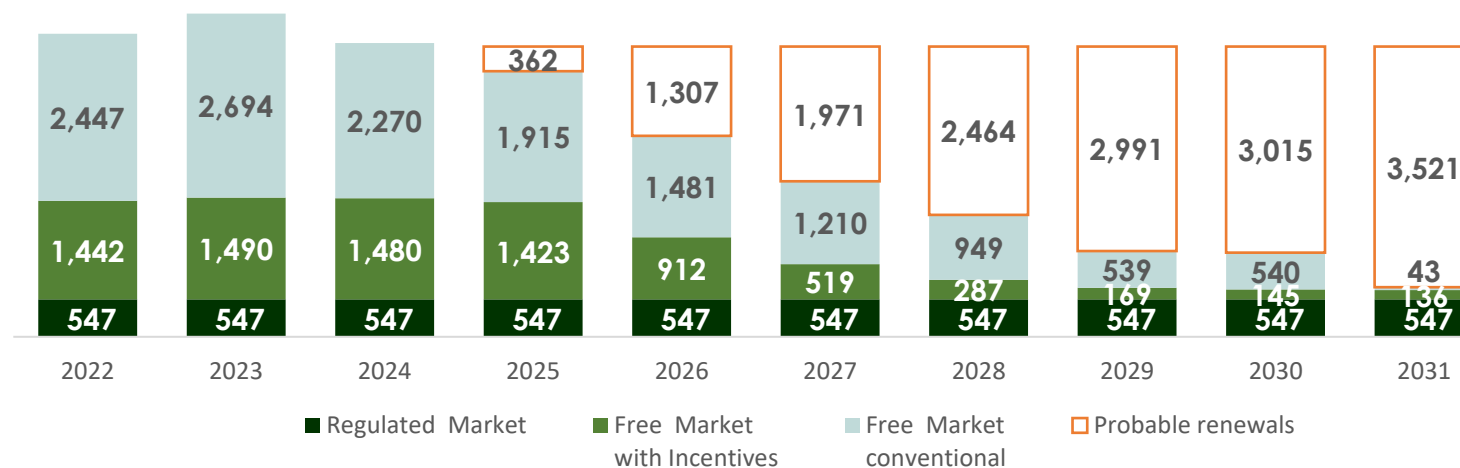


MW average

Updated
June 2022

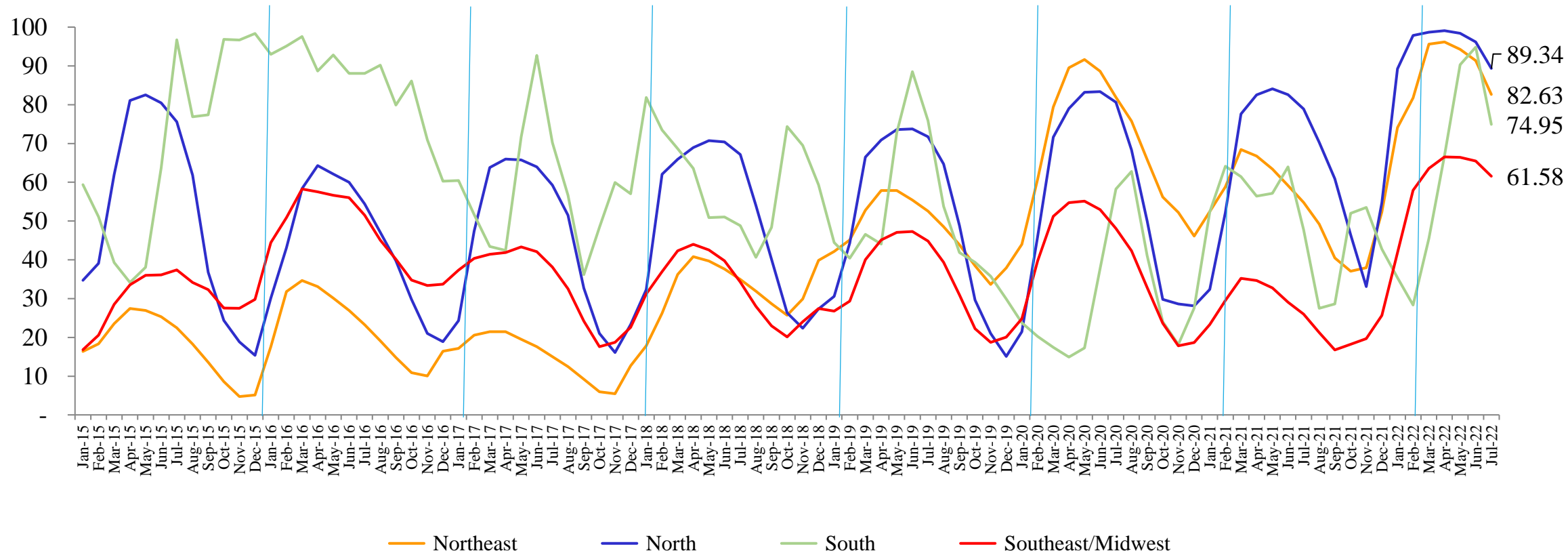
Total Supply	4.686	4.482	4.106	3.903	3.841	3.406	2.400	2.378	2.343	2.319
Current Balance	250	- 249	- 192	18	901	1.129	616	1.122	1.111	1.593
Total Demand	4.436	4.731	4.297	3.885	2.941	2.277	1.783	1.256	1.232	726

Demand

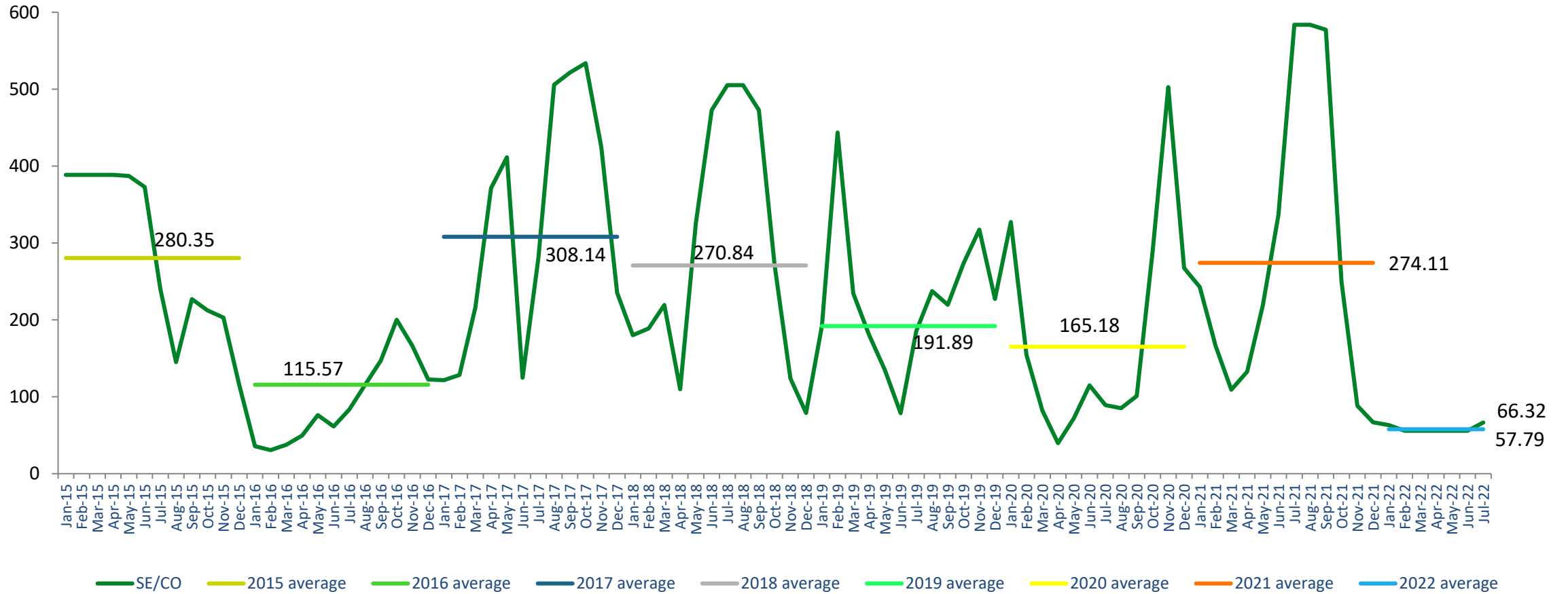


Level of reservoirs (%)

By region (%)*



Brazil: electricity spot price – monthly average (R\$/MWh)





AMBITION



Focus on investments in Updating and Enhancements (~R\$ 1.1bn), in new projects (~R\$ 1bn), and continuous improvement of efficiency, boosting share of transmission in MG. Expand portfolio of Transmission in Minas Gerais through auctions



STRATEGIC GUIDELINES



Intensify plan for Updating and Enhancements to renew depreciated base through good investments (meeting deadlines, low financing cost, and returns above regulatory WACC).



Continue with operational efficiency, remaining within regulatory PMSO level.



Expand portfolio of Transmission in Minas Gerais through project auctions and M&A, to protect market share.



To be proactive with the regulator, speeding up the approval/launching of new projects

RAP – Annual Permitted Revenue

Aneel Ratifying Resolution (REH) 3,067/2022 (2022–2023 cycle)				
Company	RA, R\$ '000	% Cemig	Cemig RAP, R\$ '000	Expiration
Cemig	925,247	100.00%	925,247	
Cemig GT	810,629	100.00%	810,629	Dec. 2042
Cemig Itajubá	75,310	100.00%	75,310	Oct. 2030
Centroeste	30,575	100.00%	30,575	Mar. 2035
Sete Lagoas	8,734	100.00%	8,734	Jun. 2041
Taesá	3,453,500	21.68%	748,719	
TOTAL RAP – CEMIG			1,530,325	

REIMBURSEMENT FOR ASSETS – NATIONAL GRID				
R\$ '000 – per cycle	2020-2021	2021-2022	2022-2023	From 2023-2024, to 2027-2028
Economic	144,375	144,375	144,375	60,158
Financial	332,489	88,662	129,953	275,556
TOTAL	476,864	233,038	274,328	335,714



M&A:

Acquisition of Sete Lagoas Transmissora de Energia in July/21.



CEMIG

participate in transmission auctions in 2022, seeking growth in this segment.



AMBITION



Consolidate leadership in final clients, maintaining volume of 3.7GW average, with gross margin above 9%, adopting the best risk management practices in the sector, with highlight for client service (top 3 in NPS).



STRATEGIC GUIDELINES



Seek **growth in profitable clients**, offering experience superior to competitors.



Incorporate 0.5 to 1.9 GW average at competitive prices by 2030, completing positions at moments of adequate margin, leveraging the image of an integrated company.



Adopt sector **best practices to monitor and manage all material risks**, giving the organization transparency.



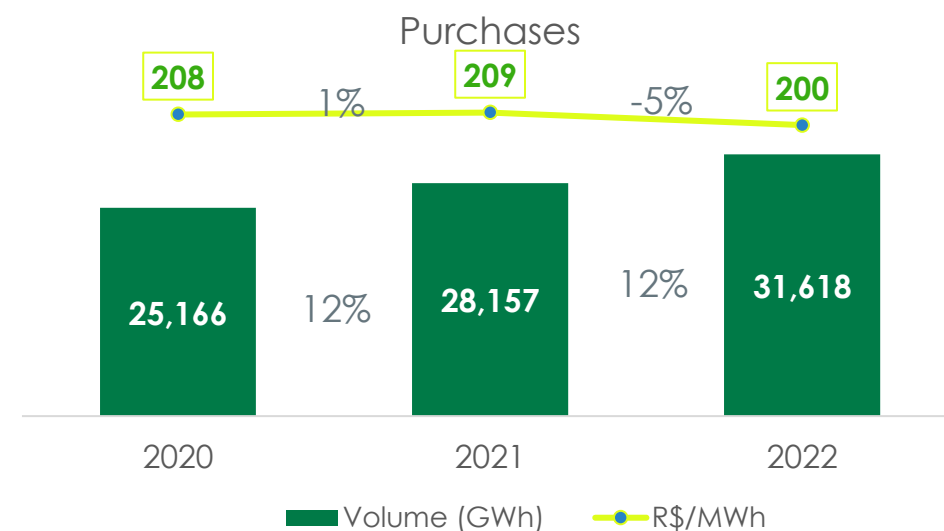
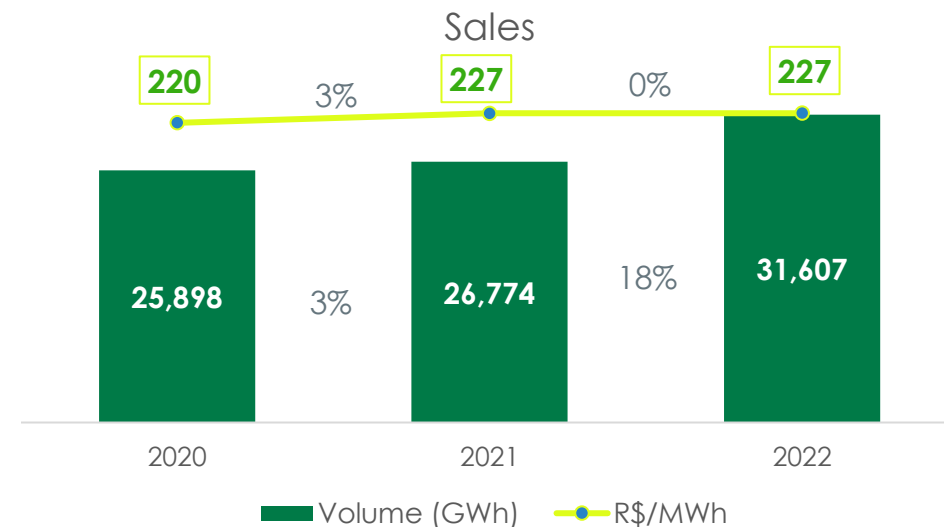
Develop digital channels and adapt operational model



Adapt and expand offer of energy products and other commodities

Appropriate trading strategy brings positive results: increased market and margins

	2020	2021	2022
Revenue (R\$ mn)	5,692	6,070	7,172
Volume (GWh)	25,898	26,774	31,607
R\$/MWh	220	227	227
Purchase (R\$ mn)	-5,229	-5,893	-6,313
Volume (GWh)	25,166	28,157	31,618
R\$/MWh	208	209	200
Third parties	-3,972	-4,599	-5,272
Volume (GWh)	18,829	20,721	25,315
R\$/MWh	211	222	208
Own generation (Cemig)	-1,257	-1,294	-1,041
Volume (GWh)	6,336	7,436	6,303
R\$/MWh	198	174	165
Other (R\$ mn)	-72	158	-248
Taxes (R\$ mn)	-36	-31	-56
Margin (R\$ mn)	355	305	554
Margin, %	6.2	5.0	7.7



Note: Prices include taxes except for ICMS



GASMIG



AMBITION



Strengthen the presence of Gasmig in Minas Gerais, with investment of R\$ 1 billion by 2025, with greater management and governance transparency, acting to increase commercial efficiency and expansion of the network – increasing Ebitda by ~R\$ 318 million in 2025



STRATEGIC GUIDELINES



Prepare Gasmig for IPO, with a view to greater efficiency, efficacy and transparency of management.



Increase saturation of the existing network expanding the client base of the urban segment



Expand the HDPE and steel network, reaching selected major urban centers, investing in service to large industrial clients



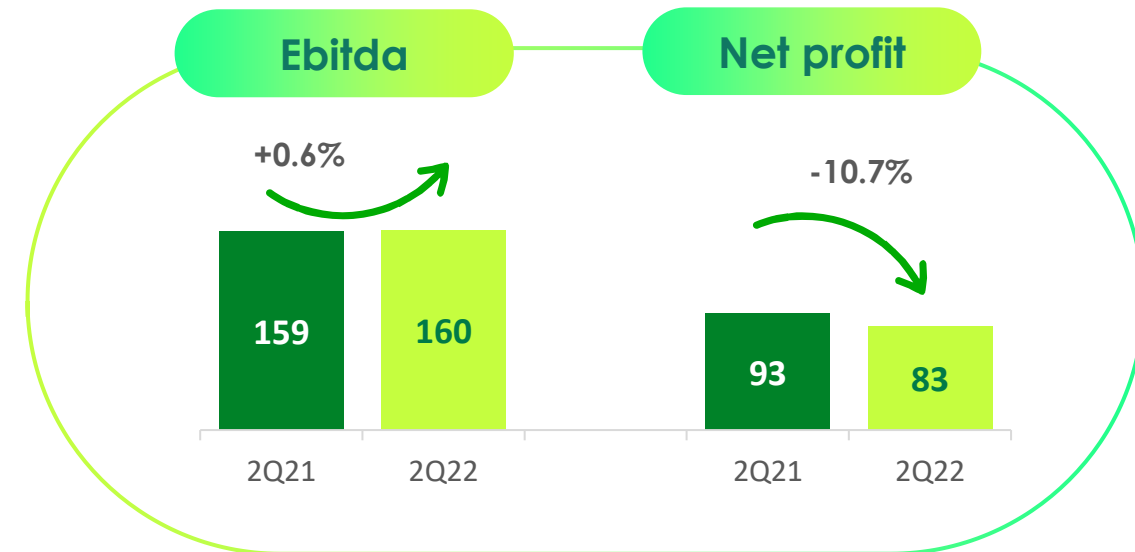

Expansion in the Free Market through trading in gas



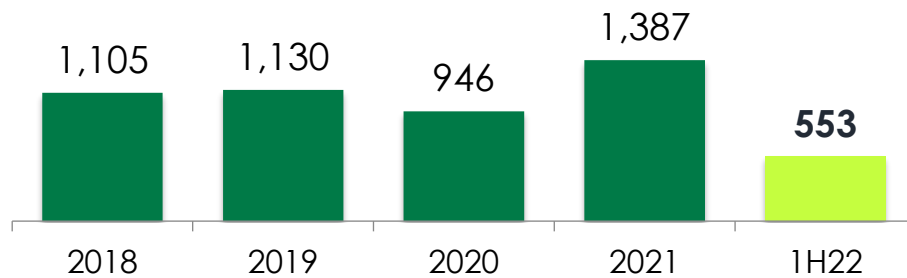
Actively monitor **new regulatory frameworks** in close cooperation with the regulator

Gasmig continues to deliver consistent results in 2Q2022

Segments served | % of Volume in m³



Natural gas volume sold | Million m³



“Gasmig supplies an average daily volume of 2.8 million m³”



**Distributed-
generation
CEMIG SIM**

AMBITION



To reach a strong position in Distributed Generation, with focus on Minas Gerais State: investing R\$ 1 billion by 2025, in Distributed Generation projects from verticalized solar farms (equivalent to 275 MWp), with IRR equivalent to the market average – ensuring a significant market share (~30%) in solar farms in Minas Gerais, with annual Ebitda of R\$ 170 million.

STRATEGIC GUIDELINES

WHERE TO PLAY

Focus on Minas Gerais
Operate exclusively in solar farms (verticalized operator)
Other products and services – less priority
Evolve competencies to operate in a majority stockholder structure model

HOW TO WIN?

Develop solar farm projects in DG, organically or through acquisition of assets, leveraging Cemig's internal capacities

Establish a digitalized model for trading and optimized client service, seeking to operate with the minimum viable structure

Intervene to make DG entry model sustainable in the long term (i.e. with benefits appropriately included in the tariff model).

Subscription Energy – how does it work?



#01

Our solar farms are installed in places where there is abundant strong sun at various locations in Minas Gerais State.



#02

On each farm, hundreds of photovoltaic panels capture sunlight and transform it into electricity



#03

You contract an allocation from our solar farms and the energy reaches your company, home or condominium, wherever it is, through the electricity distributors



#04

That's it! Your discount is deducted on your electricity bill. If the power that is contracted is not used, it is carried over to the next month

Energia Solar gera descontos nos impostos para moradores de BH

Conheça o Programa de Certificação de Crédito Verde, "moeda verde" para os moradores de Belo Horizonte.

Saiba Mais

ATÉ 95% DE ECONOMIA

Construa sua Usina Solar com a Cemig SIM!

SUA USINA SOLAR

CEMIG SIM

- Economia de até 18% para empresas e 15% para residências.
- Sem investimentos, obras ou necessidade de instalações.
- Energia Limpa! Sustentabilidade e inovação.

ÔNIBUS ELÉTRICO NAS RUAS DE BH

Ônibus 100% elétrico e movido a Energia Solar, fornecida pela Cemig SIM, finalizou os testes nas ruas de Belo Horizonte!

CONHEÇA O PROJETO



Brazil's largest integrated power company



Turnaround already reflecting in the results



Solid expansion plan with well-defined goals



Robust governance, with clear accountability for results



Dividend policy with a minimum payout of 50%



Customer focus, competitiveness and efficiency





CEMIG

Investor Relations

Phone +55 31 3506-5024

ri@cemig.com.br

<http://ri.cemig.com.br>



IBRX100 B3 IEE B3 ISE B3 ICO2 B3