

Dry Bulk (All Types) Fleet Ranking

(as of July 2021)

Ranking	Operator	100,000 DWT	Vessels
1	China COSCO Shipping	349.4	310
2	Fredriksen Group	149.1	120
3	NYK	143.0	154
4	Star Bulk Carriers	138.1	127
5	China Merchants	135.4	122
6	"K" LINE	124.1	104
7	Berge Bulk	121.2	64
8	Oldendorff Carriers	118.5	101
9	Pan Ocean	112.0	77
10	ICBC	111.8	36

Note: Owned vessels and a part of chartered vessels

Source: Clarksons

Capesize Fleet Ranking

(as of July 2021)

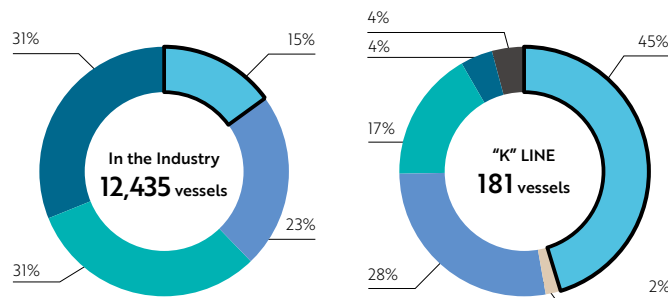
Ranking	Operator	100,000 DWT	Vessels
1	China COSCO Shipping	224.6	95
2	Berge Bulk	116.7	53
3	Fredriksen Group	105.7	58
4	ICBC	104.3	25
5	Angelicooussis Group	88.4	51
6	Pan Ocean	86.0	33
7	China Merchants	82.8	29
8	"K" LINE	78.2	40
9	Polaris Shipping	77.2	29
10	Star Bulk Carriers	75.1	40

Note: Owned vessels and a part of chartered vessels

Source: Clarksons

Dry Bulk Fleet Composition

(as of March 2021)



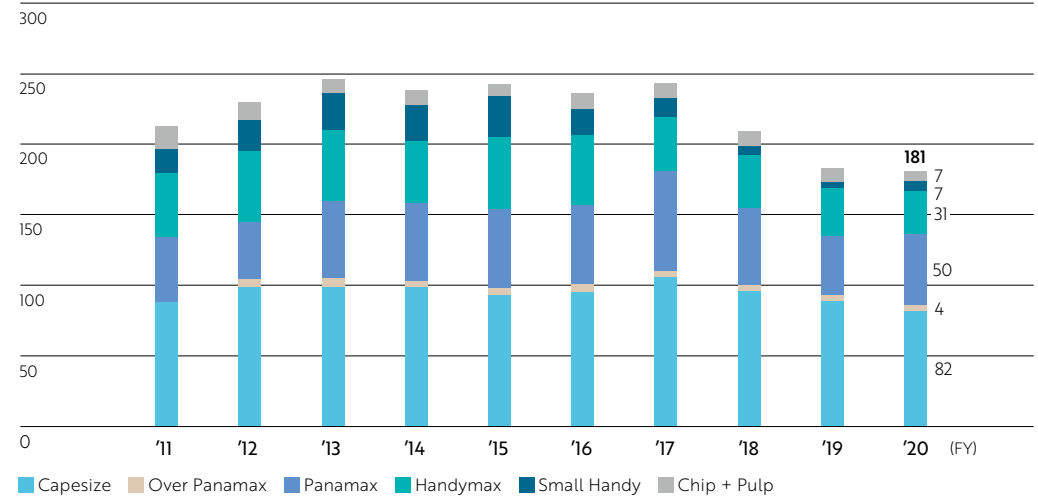
Source: Clarksons

■ Capesize
 ■ Over Panamax
 ■ Panamax
 ■ Handymax
 ■ Small Handy
 ■ Chip

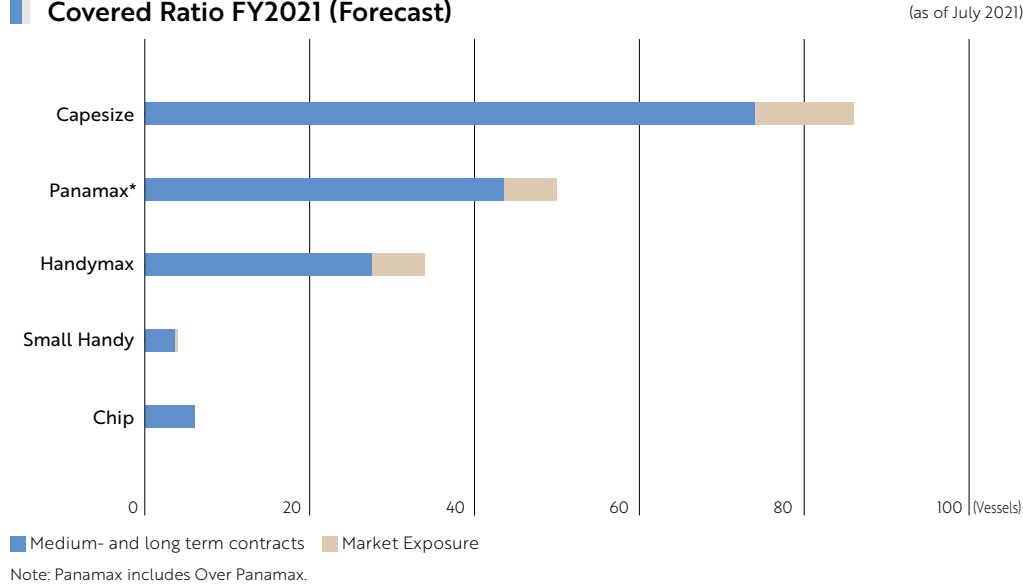
Note: Panamax includes Over Panamax.

"K" LINE Dry Bulk Fleet

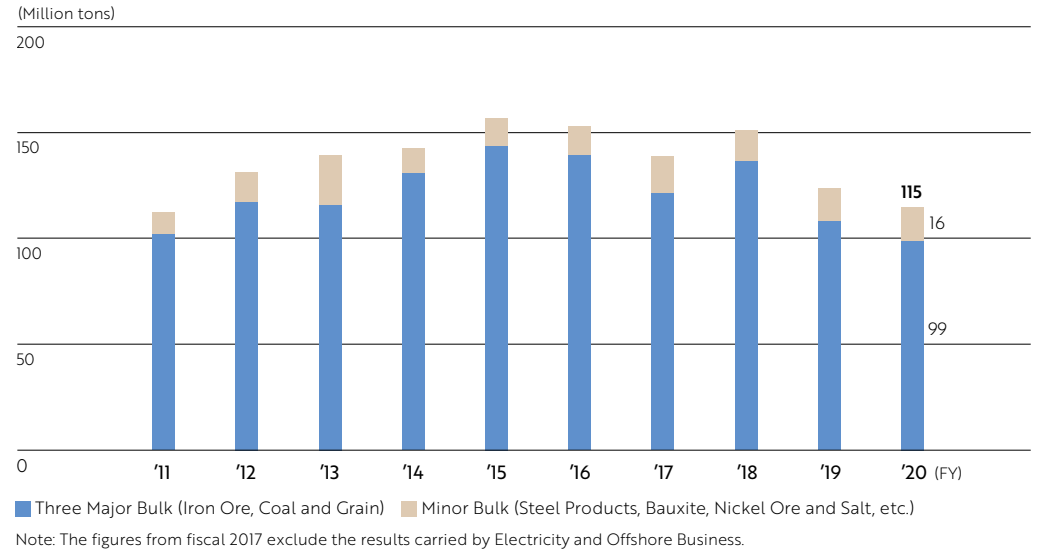
(Vessels)



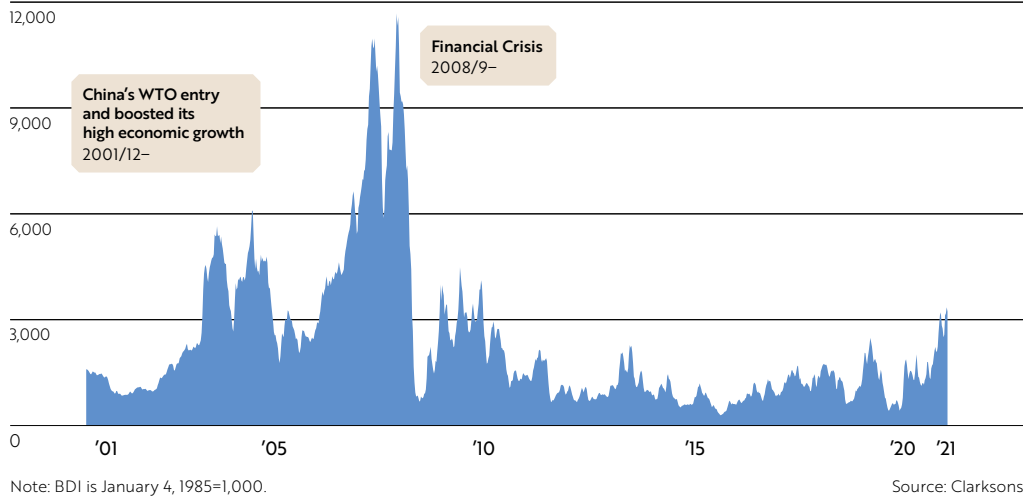
"K" LINE's Dry Bulk Fleet Medium- and Long Term Contracts Covered Ratio FY2021 (Forecast)



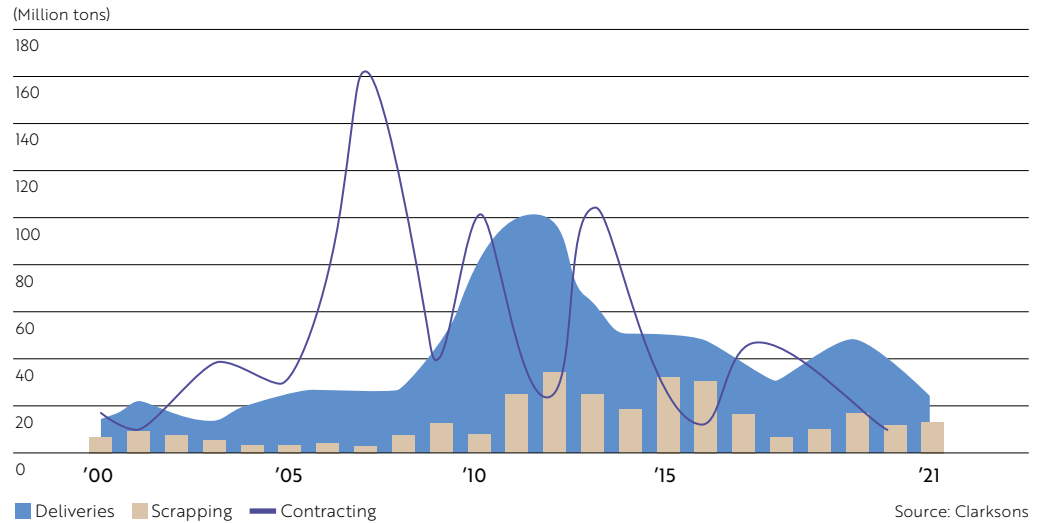
"K" LINE Cargo Tonnage Carried by Dry Bulk Carriers



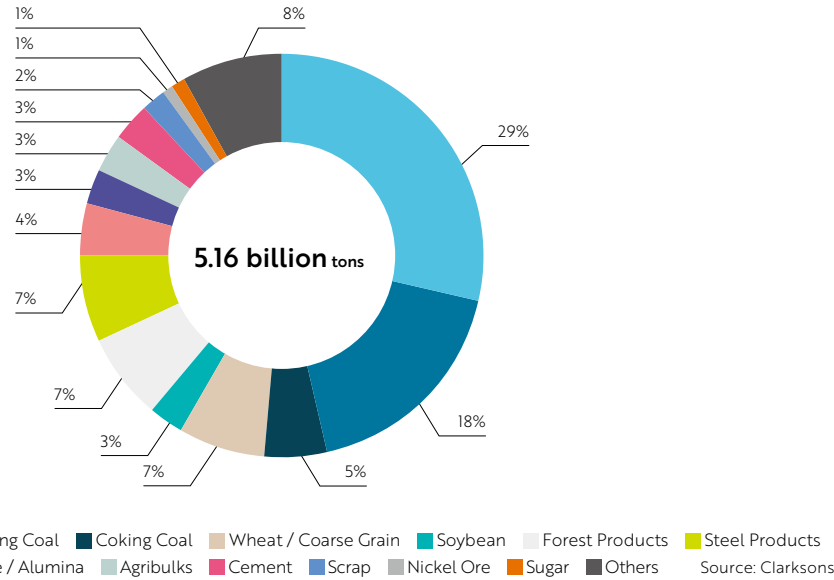
BDI (Baltic Dry Index)



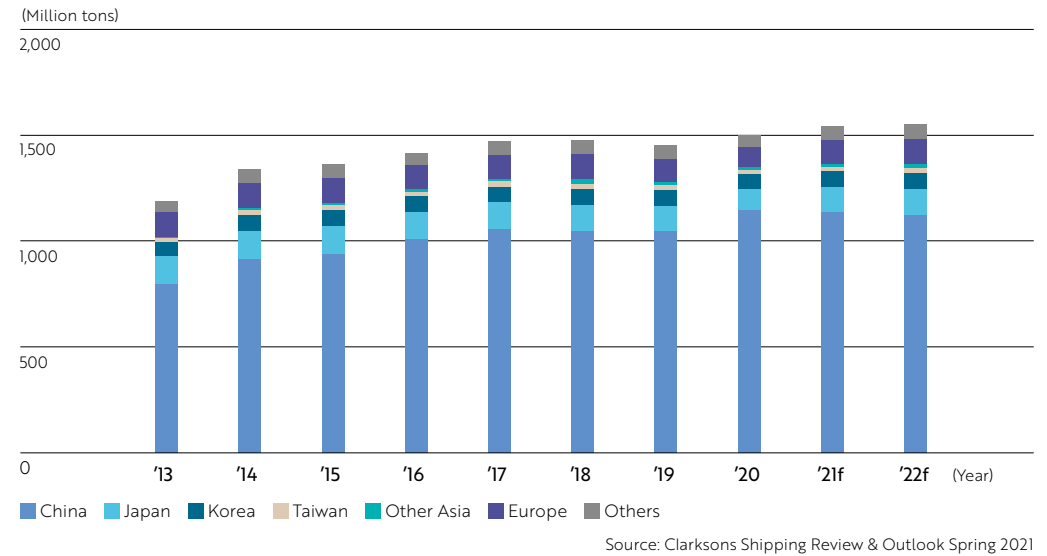
Dry Bulk Delivery and Removal Progress



2020 Dry Bulk Cargo: Ocean Transport Commodity Breakdown

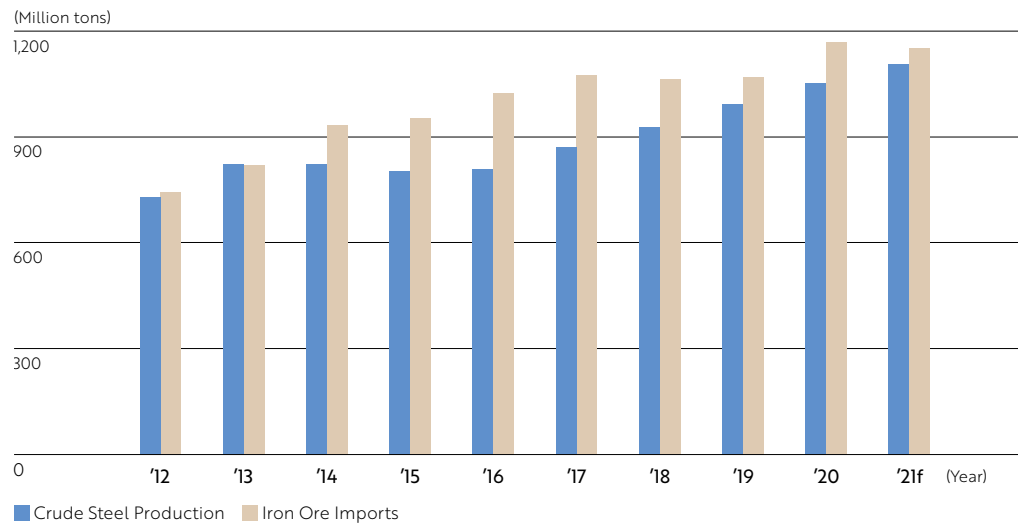


Seaborne Iron Ore Imports by Major Countries



Crude Steel Production and Iron Ore Imports by China

(as of July 2021)



Coal and Soybeans Imports by China

(as of July 2021)

