

Empowering Possibilities



*IR Publication
Aug 2024*

 **Far Eastern New Century (TWSE: 1402)**

A constituent of the MSCI ESG Leaders Indexes, FTSE4Good Emerging Index & TWSE CG 100 Index

Contents



Company Overview



Production Business



Property Development Business



Investment Business



Financials



ESG & Recent Achievements



Appendix

FENC's Three Key Businesses

Established 1954 / 29,808 employees

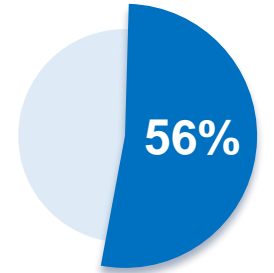
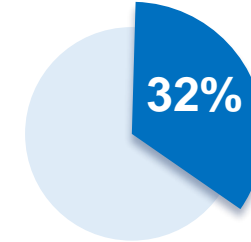
Strategic summary
(FENC has a consistent dividend policy)

Asset allocation
(6/30/2024: NT\$ 679 B)

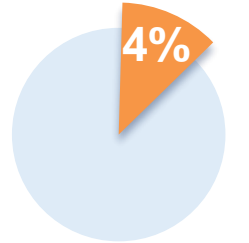
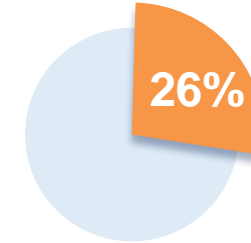
Consolidated revenue
(1H24: NT\$ 133 B)

Book value per share: **NT\$ 42.8**

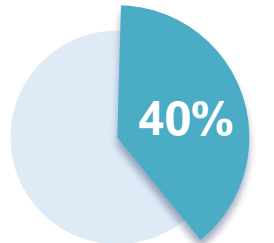
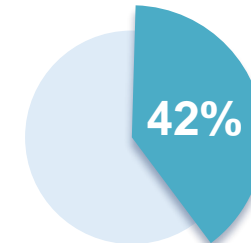
Production Transformation



Property Development & Monetization



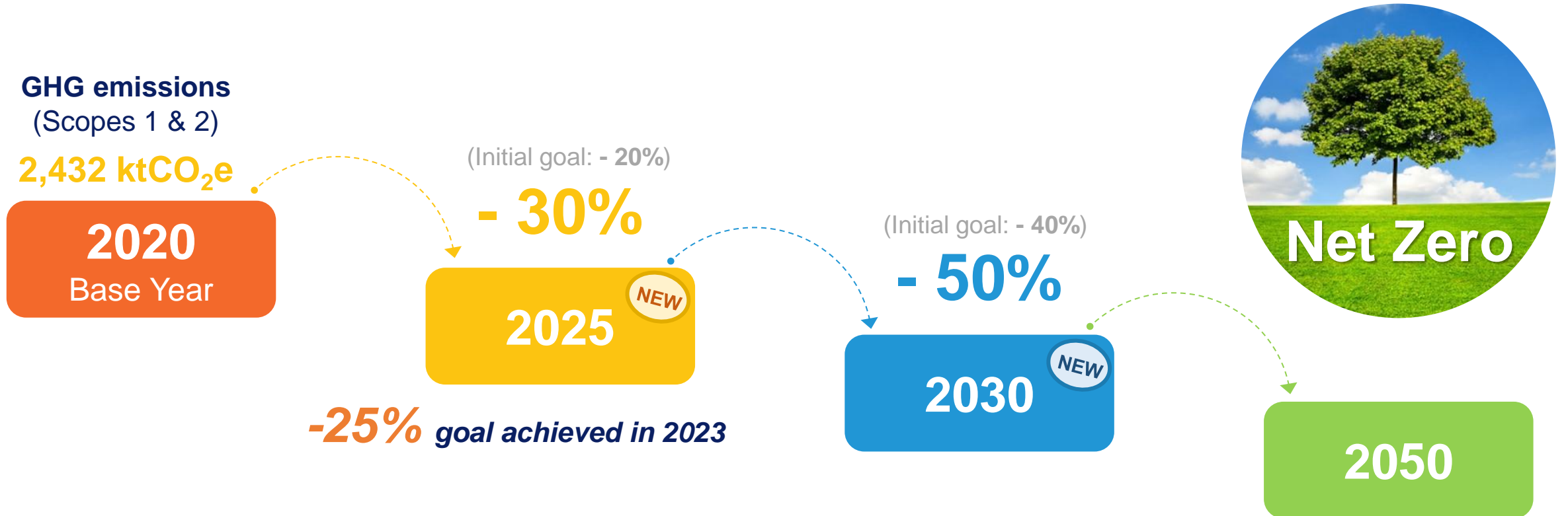
Investments Stable Investment Income



Net Zero by 2050

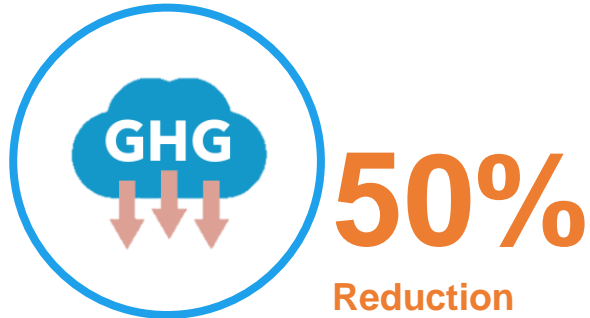
FENC's GHG Emissions Target

Reducing GHG emissions through energy efficiency, alternative low-emission fuels, renewable energy, raw material transition and CCUS (carbon capture, utilization and storage) technology.



Source: [FENC 2023 Sustainability Report](#)


2030 New Goal



**GHG
Emissions**



**Green
Product**



**Green
Raw Materials**

Contents



Company Overview



Production Business



Property Development Business



Investment Business



Financials



ESG & Recent Achievements



Appendix

A World Leading Recycled PET Supplier

FENC, the leading supplier of virgin and recycled polyester, transforms land, sea, and air waste into sustainable materials, offering comprehensive solutions for a greener future.

capacity **Ranking**

**WORLDWIDE
TOP
1**

**Food-grade
Recycled PET**

from **Land**



from **Sea**



from **Air**



Solutions For a Circular Economy & a Cleaner Earth



<u>Waste</u>			<u>New Product</u>	
1~1.5		➔	1	
7~8		➔	1	
11		➔	1	 (A pair)
15		➔	1	 (Tire cord fabric)
1~1.5		➔	1	

Waste reduction




FENC is reducing waste by **22 billion** PET bottles per year, enough bottles to circle the Earth **126 times**

GHG reduction




Compared to conventional production of virgin PET resins, producing R-PET resins reduces GHG emissions by **63%**

International Award-Winning Fabrics (I)



FENC® TOPGREEN® Bio3

- **Pioneering sustainable material**
The world's first fabric crafted from recycled industrial waste gas PET.
- **Innovative eco-friendly process**
Using waterless Polyester Solution dye technology eliminates traditional dyeing.
- **Advanced 3D knitting technology**
The fabrics feature unique 3D patterns that reflect light differently from various angles, drawing inspiration from the natural play of sunlight on the ocean or the sustainability themes of the Paris 2024 Olympics.




FENC[®] ThermalSync ZoneTech

- **Lightweight fleece with body mapped design and multi-technical pile**

Knitted with different weights and patterns of fabric, depending on the area of the body, to create natural thermoregulation and offer multiple possibilities for daily wear.

- **Manufactured from 100% eco-friendly materials**

A blend of carbon capture filament and quick drying, ultra light TopCool[®] Petal yarn.



Innovating in Sustainability for a Decade







- | | | | | | | | | | |
|-----------|--------|-----------|-------|-----------|---------|----------|-------------|---------|------------|
| NIKE | ADIDAS | DECATHLON | KIRIN | COCA-COLA | IKEA | UNILEVER | CONTINENTAL | TESLA | |
| LULULEMON | H&M | ZARA | PEPSI | DANONE | SUNTORY | METHOD | L'OREAL | COLGATE | TRELLEBORG |



R-PET Market Demand Outlook

Post-Consumer Recycled (PCR) Resin
has/will become a mandatory element of
plastic bottles in many places

			
2025: ≥25% 2030: ≥30%	1 Apr 2022: ≥30%	CA, WA & NJ: 15%~50%	2050: EU, USA, Japan
Plastic tax: €0.8/kg (Effective 2021)	Plastic Packaging Tax: £200/MT	US\$0.2/lb (≈US\$440/MT)	2060: China 2070: India

*Regulations will push up the demand for R-PET,
but the limited supply of collected, recycled PET bottles will
accelerate the development of textile to textile to
meet this unfulfilled demand.*

Bottle to Bottle



34% packaging

2023
global polyester
consumption
92.4MM tons

66% fibers



Bottle to Apparel / Shoe

Textile to Textile

FENC's Green Business Snapshot (I)

Green products revenue

1H 2024
NT\$ 27B
(YoY ↑ 9.6%)

2023
NT\$ 48B

- 33% of Production Business revenue

2022
NT\$ 46B

- 28% of Production Business revenue

FENC's recycled products have received all three green certifications below

1 Safe for R-PET food packaging



2 Recycled content certifications



3 Other green certifications



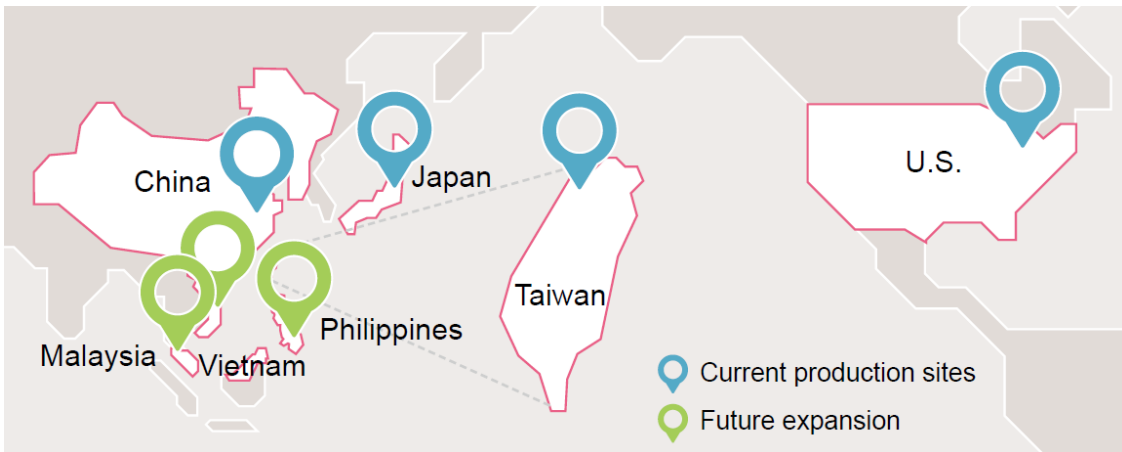
FENC's Green Business Snapshot (II)

A leading polyester recycling company



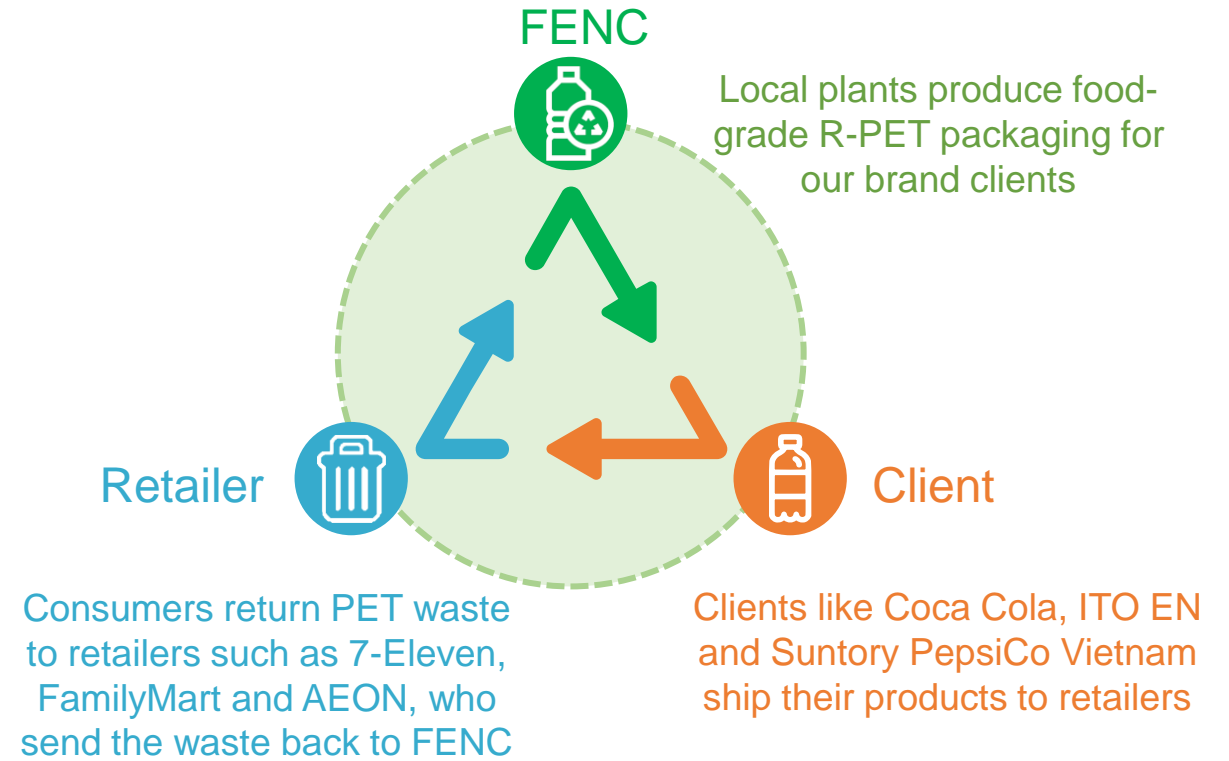
**Target to be
Global No.1 R-PET Supplier**

FENC has invested heavily in the recycled PET (R-PET) industry since 1988 in Taiwan and then globally. Expansion plans have been launched in Japan, United States, China, Vietnam, Philippines & Malaysia.



Closed-loop business model

Initially developed in Japan, the model has also been implemented and promoted in both Taiwan and Vietnam.



Next: Building a Better Closed-loop Business Model

Design

Educate

Incentivize

Recycle



One material design

Innovative single material products such as bottles/labels/caps or fabric/zips/buttons to radically improve recycling efficiency.

Raising local collection rates

Implement educational programs to increase recycling rates and promote proper recycling practices.

Consumer Incentives

Introduce a deposit refund scheme (DRS) to individual consumers to incentivize them to recycle frequently.

Reducing emissions

Dramatically reduce GHGs from transportation by establishing small scale, advanced recycling facilities based on locally collected waste.

Contents



Company Overview



Production Business



Property Development Business



Investment Business



Financials



ESG & Recent Achievements



Appendix

Property Development Business – Major Landholdings

Land holdings including investment properties & self-use: approximately 243k pings (803k sq meters)

The book value of investment properties : NT\$ 131B as of Jun 30, 2024

Taoyuan City (excluding Neili land development plan below)

Size: 84,598 pings (280,019 sq meters)

Neili new land development plan

(part of the ongoing Taoyuan urban renewal plan)

- ① Size: around 30k pings (99k sq meters)
- ② Status: applied for government land rezoning approval in 2020.
- ③ Neighborhood: is adjacent to Yuan Ze University & the underground railway project for Neili station

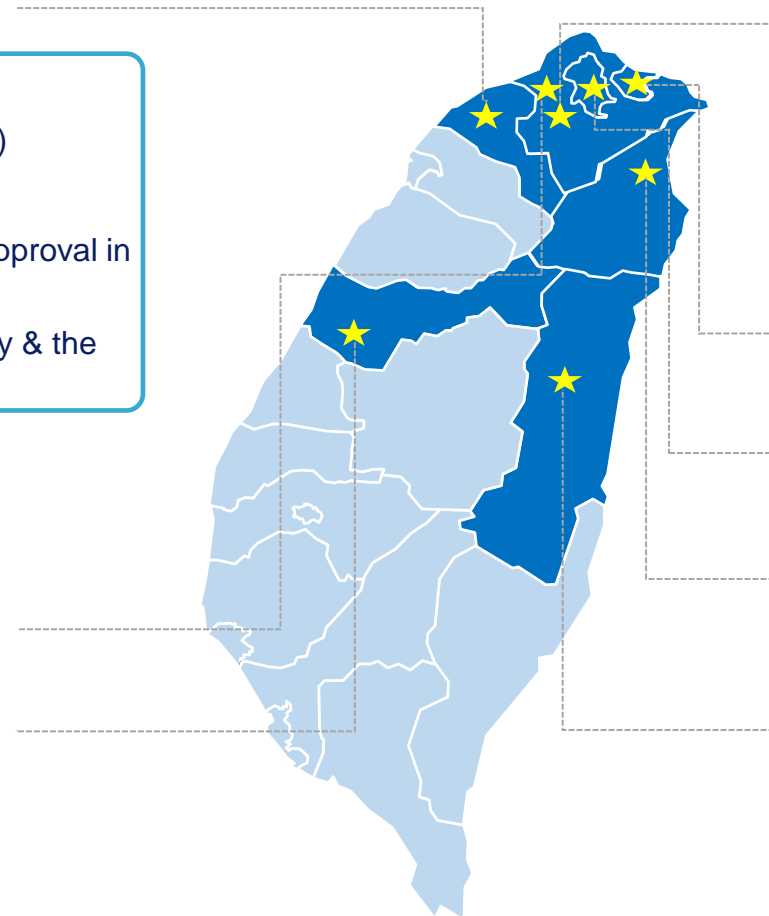
Taishan & Wugu

Size: 15,949 pings (52,791 sq meters)

Taichung City

(Rented to hypermarket 愛買 a.mart)

Size: 2,329 pings (7,709 sq meters)



Banqiao

Taipei Far Eastern Telecom Park



Size: 79,593 pings (263,453 sq meters)

Mega Tower



Size: 2,121 pings (7,021 sq meters)

Others

Size: 16,354 pings (54,132 sq meters)

Taipei Far Eastern Plaza

Size: 1,651 pings (5,465 sq meters)

Yilan (SPA resort)

Size: 30,694 pings (101,597 sq meters)
Phase I plan: villa concept, 172 rooms

Hualien

Size: 9,446 pings (31,266 sq meters)

(Note) 1 ping = 3.31 sq meters = 35.58 sq feet

Neili (Taoyuan City) New Land Development Plan

Current photo: FENC's old plants



An integrated district tailored for residential zones, a commercial zone, a medical zone and green parks



Taipei Far Eastern Telecom Park (Banqiao)



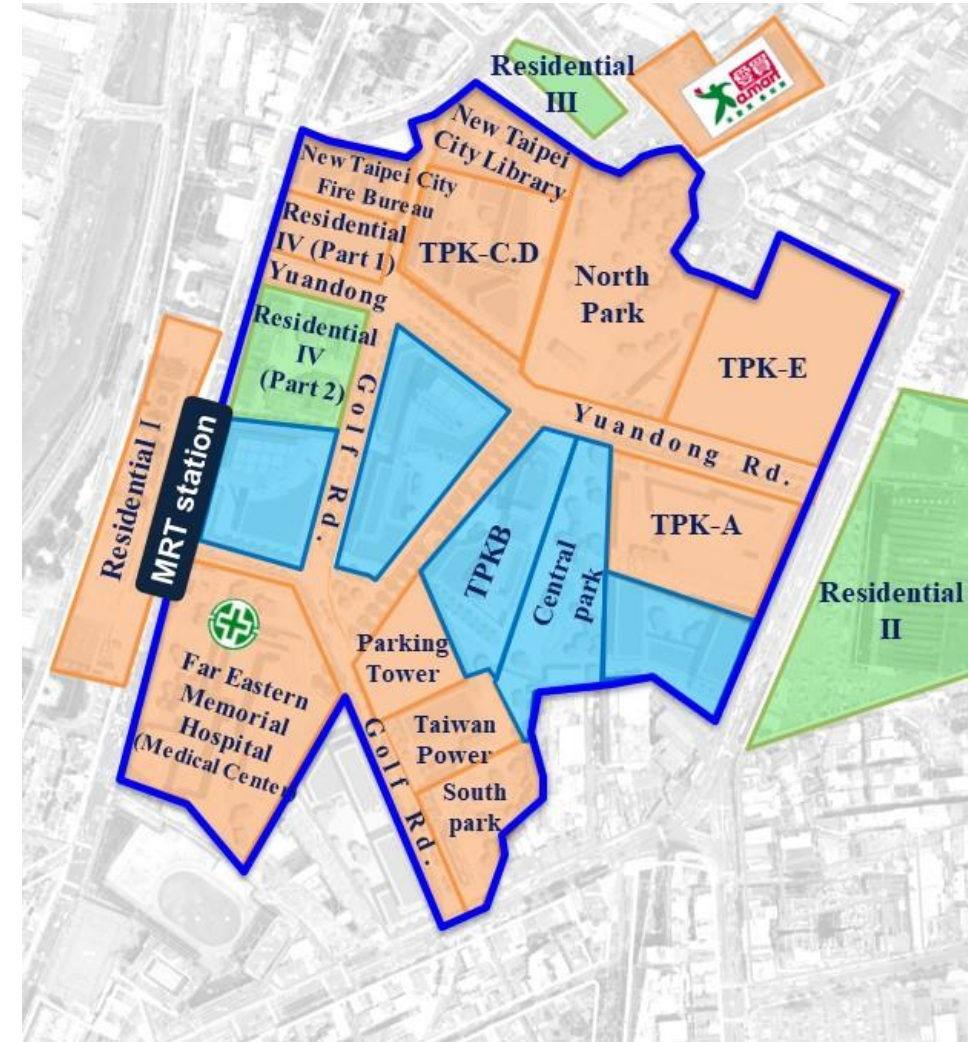
A **smart green** campus, with sole property ownership, integrated with residential zones, commercial offices, a medical center, a college, and a hypermarket in the neighborhood



Land development plan: Approximately 24 hectares (around 73.7K pings/244K sq meters)

R&D Office Building Zone	Residential Zone	Commercial / Retail Zone	Regional Medical Center	Public Facilities
46% <i>(in terms of Tpark land size)</i>	7%	4%	11%	32%
<p>For lease (TPK - A/D/E are fully occupied)</p> <ul style="list-style-type: none"> Completed: 5 buildings (TPK - A/C/D/E & a parking tower) Tenants: FETone, Google, Ericsson, Synology, Unilever, etc 	<p>For sale</p> <ul style="list-style-type: none"> Completed: 1 building (Residential IV-Part 1) Planned: 2 buildings (Residential IV-Part 2 & Residential II) 	Planned for the final stage	Far Eastern Memorial Hospital	<p>Completed:</p> <ul style="list-style-type: none"> New Taipei City library New Taipei City Fire Bureau Infrastructure, ex. road & utilities Green parks

■ Developed area (2008-2023)
 ■ Developing area (2024-2028)
 ■ Developing area (after 2028)





**FETone
IDC center**

**Google
rented**

**New Taipei
City library**

Hypermarket

North park

**Historical remains of
FENC textile mill**

**TPK-E
(Rented)**
• 13-floor building
• Land: 6.6k pings (21.8k sqm)

ECO Park (Sold out)
• 27-floor building
• GFA: 7k pings (23k sqm)
• Land: 1.6k pings (5.3k sqm)

Green Building Revenue in Tpark (Jul 2023)



Tpark is the 1st LEED Campus in Taiwan.

(Note) LEED= Leadership in Energy and Environmental Design (a green building certification program used worldwide).



Eco Park

Green Building Certification (Taiwan) - Silver

TPK-A

Green Building Label (Taiwan) - Qualified

TPK-D

- Green Building Label (Taiwan) - Diamond
- LEED from U.S. Green Building Council - Gold

TPK-E

- Green Building Label (Taiwan) – Gold
- Smart Building Label (Taiwan) – Bronze
- LEED from U.S. Green Building Council - Gold

Contents



Company Overview



Production Business



Property Development Business



Investment Business



Financials










ESG & Recent Achievements



Appendix

Investment Portfolio - Listed Companies

(NT\$ million)

Stock code	Investees	Holdings (%)	Book value (2024.6.30)	Market value (2024.8.15)	Accounting method
4904 TT	 Far EasTone Telecommunications	33%	28,399	104,581	Consolidated entity
1102 TT	 Asia Cement	25%	28,497	38,708	Equity method
2903 TT	 Far Eastern Department Stores	34%	11,857	13,684	Equity method
1710 TT	 Oriental Union Chemical	29%	4,779	4,471	Equity method
2845 TT	 Far Eastern International Bank	16%	9,287	10,296	Equity method
1460 TT	 Everest Textile	29%	1,573	1,490	Equity method
2606 TT	 U Ming Marine	0%	-	-	Asia Cement's investment
Total Investees			84,393	173,231	

Note 1 : 5,353 million shares of FENC common stock were issued and outstanding as of Jun 30, 2024.

Note 2 : NextLink (6997.TW), FET's subsidiary, was listed on Emerging Stock Market on Jan 9, 2024.

Contents



Company Overview



Production Business



Property Development Business



Investment Business



Financials



Recent Achievements & CSR



Appendix

Consolidated Financial Summary

(NT\$ million)	2Q24		2Q23		YoY	1H24		2023		2022 (Restated) ⁽²⁾	
Revenues	67,519	100%	63,318	100%	7%	132,925	100%	257,204	100%	263,945	100%
Profit from Operations	4,864	7%	3,769	6%	29%	8,100	6%	14,973	6%	14,350	5%
Investment Income(Equity method)-Net	1,776	3%	1,875	3%	-5%	3,086	2%	5,615	2%	4,417	2%
Interest Expenses-Net	(889)	-1%	(908)	-1%	n.a.	(1,847)	-1%	(3,659)	-1%	(2,898)	-1%
Gain on revaluation of investment property	436	1%	515	1%	-15%	857	1%	2,983	1%	342	0%
Others	371	1%	146	0%	153%	1,364	1%	(1,153)	0%	939	0%
Consolidated Income before Tax	6,557	10%	5,398	9%	21%	11,560	9%	18,758	7%	17,150	6%
Tax Expenses	1,028	2%	1,170	2%	-12%	2,310	2%	3,439	1%	3,803	1%
Consolidated Net Income	5,529	8%	4,228	7%	31%	9,250	7%	15,319	6%	13,347	5%
Attributable to:											
Shareholders of the Company	3,441	5%	2,273	4%	51%	5,026	4%	8,229	3%	8,166	3%
Non-Controlling Interests	2,089	3%	1,955	3%	7%	4,224	3%	7,090	3%	5,181	2%
EPS (NT\$)⁽¹⁾	0.69		0.45			1.00		1.64		1.63	
Total Assets						679,343	100%	671,418	100%	657,957	100%
Total Debt						369,079	54%	361,776	54%	386,265	59%
Net Interest-bearing Debt						224,464	33%	233,574	35%	241,066	37%
Total Equity						310,265	46%	309,642	46%	271,692	41%
Total Shareholders' Equity of Parent Company						229,288	34%	225,188	33%	209,026	32%
Non-Controlling Interests						80,977	12%	84,454	13%	62,666	9%
Book Value Per Share						42.8		42.1		39.0	
Return on Equity						4.4%		3.8%		3.9%	

Note: (1) EPS is calculated using adjusted outstanding shares (deducting treasury stock).

(2) Restate the deferred income tax related items in accordance with IAS 12.

FENC's Revenue Breakdown – Green vs. Non-green

(NT\$ million)	2020	2021	2022	2023	1H24
Three Business Segments					
Production Business	114,042	140,772	163,180	145,787	73,960
Green Product Revenue ①	32,772	38,379	45,976	47,685	26,550
% of Production Business	29%	27%	28%	33%	36%
Property Development Business	8,767	8,870	6,387	10,714	4,918
Green Building Revenue ②	429	515	528	4,855	2,300
% of Property Development Business	5%	6%	8%	45%	47%
Investment Business	83,960	89,164	94,378	100,703	54,047
FETone Sustainable Revenue	n.a.	n.a.	963	5,832	Note (f)
% of Investment Business	n.a.	n.a.	1%	6%	Note (f)
Consolidated revenue	206,769	238,806	263,945	257,204	132,925
Green revenue (①+②)	33,201	38,894	47,467	58,372	28,850
Green revenue as percentage of consolidated revenue	16%	16%	18%	23%	22%

Note: (a) Production Business represents FENC's polyester upstream to downstream business from feedstock to end applications.

(b) Green Product Revenue include products which have received green certifications and others, such as GRS for recycled PET, etc.

(c) Property Development Business includes the consolidated entities of Far Eastern Resources Development, Far Eastern Construction, Far Eastern General Contractor, etc.

(d) Green Building Revenue represents all sales of/rental from those buildings that have received TW EEWH ratings or U.S. LEED ratings.

(e) Investment Business includes the consolidated entities, such as Far EastTone and others.

(f) FETone's revenue from sustainable service activities in accordance with the Taiwan Sustainable Taxonomy and is disclosed annually.

Performance by Business Segments

Reclassified for Managerial Purposes

(NT\$ million)	2Q24	2Q23	YoY	1H24	2023	2022
Revenue						
Production Business	38,129	36,921	3%	73,960	145,787	163,180
Property Development Business	2,735	3,145	-13%	4,918	10,714	6,387
Investment Business	28,447	25,174	13%	57,159	106,456	98,943
Subtotal^①	69,310	65,240	6%	136,036	262,957	268,510
Alignment to reconcile with the income statement						
Investment Income(Equity method) ^②	1,776	1,875	-5%	3,086	5,615	4,417
Dividend Income ^③	16	47	-66%	25	138	148
Revenue from income statement (①-②-③)	67,519	63,318	7%	132,925	257,204	263,945
Profit from operations						
Production Business	697	(161)	n.a.	803	(981)	2,425
Property Development Business	450	862	-48%	1,257	2,891	1,506
Investment Business	5,508	4,991	10%	9,150	18,816	14,984
Subtotal^①	6,655	5,692	17%	11,211	20,726	18,915
Alignment to reconcile with the income statement						
Investment Income(Equity method) ^②	1,776	1,875	-5%	3,086	5,615	4,417
Dividend Income ^③	16	47	-66%	25	138	148
Profit from operations in income statement (①-②-③)	4,864	3,769	29%	8,100	14,973	14,350

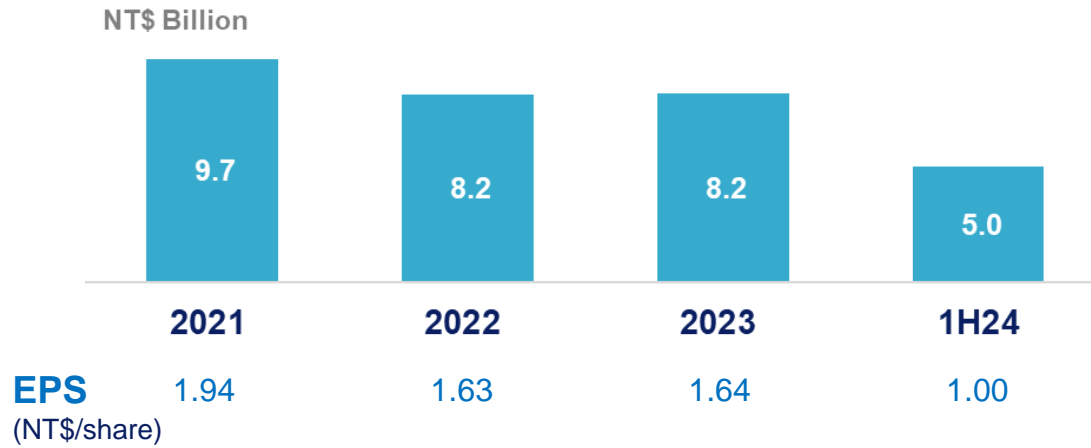
Note: Investment business includes FETone, the Company's subsidiary, & investment income (loss) from equity-method investees, i.e. ACC, FEDS, FEIB and share disposal gain (loss), etc.



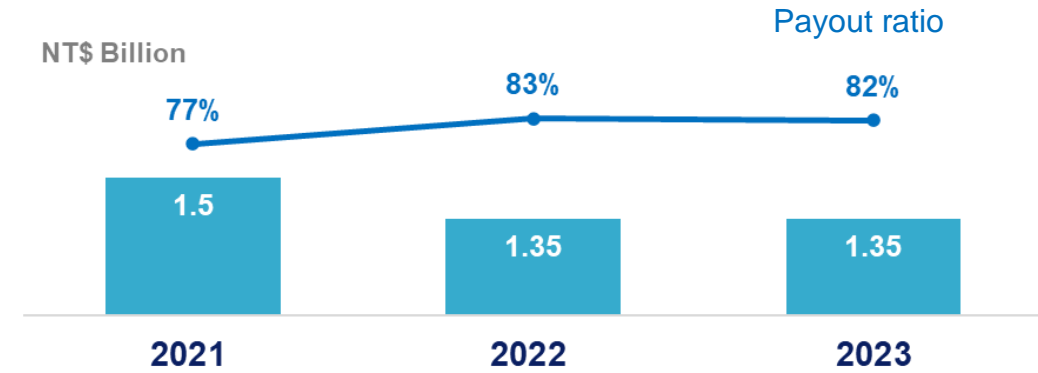
Key Financials Summary

Company Overview

Net income attributable to shareholders

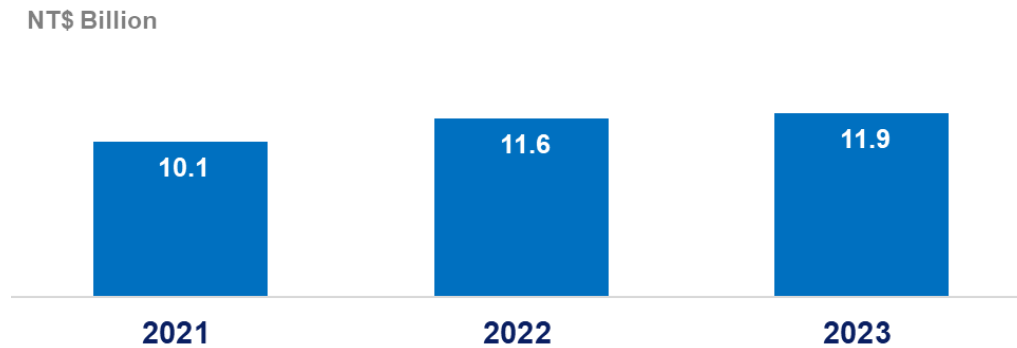


Cash dividend per share

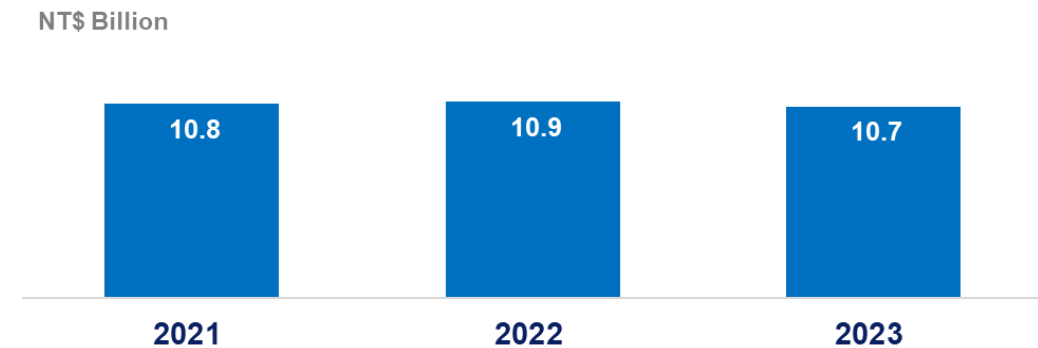


Production Business Segment

Capital Expenditure (Capex)



EBITDA



Contents



Company Overview



Production Business



Property Development Business



Investment Business



Financials



ESG & Recent Achievements



Appendix

ESG Achievements

Environment

- **GHG emissions ↓25%** in 2023
- Recycled 22 billion waste PET bottles per year
- Developed recycling solutions from land, ocean, and air

Social

- Maintained Company's salaries **above the market average**
- Educated the community on recycling and the circular economy
- Organized FENC Classic Marathon

Governance

- Pioneered **green & sustainable financing** products in Taiwan market
- Reached zero bad debts in 2023
- Ensured top ratings in cybersecurity compliance

Constituent of ESG Indexes



THE INCLUSION OF FAR EASTERN NEW CENTURY CORPORATION IN ANY MSCI INDEX, AND THE USE OF MSCI LOGOS, TRADEMARKS, SERVICE MARKS OR INDEX NAMES HEREIN, DO NOT CONSTITUTE A SPONSORSHIP, ENDORSEMENT OR PROMOTION OF FAR EASTERN NEW CENTURY CORPORATION BY MSCI OR ANY OF ITS AFFILIATES. THE MSCI INDEXES ARE THE EXCLUSIVE PROPERTY OF MSCI. MSCI AND THE MSCI INDEX NAMES AND LOGOS ARE TRADEMARKS OR SERVICE MARKS OF MSCI OR ITS AFFILIATES.



2023 ~ 2024 Awards



Institutional Investor

2024 ASIA (EX-JAPAN) EXECUTIVE TEAM

MOST HONORED COMPANY
FOR THREE CONSECUTIVE YEARS

FAR EASTERN NEW CENTURY CORPORATION

(for three consecutive years)

- Best CEO
- Best ESG
- Best CFO
- Best IR Program
- Best IR Professional
- Best Board of Directors
- Best IR Team

FinanceAsia

- Asia's Best Company
- Best Mid-cap Company
- Best CEO
- Best CFO
- Best Managed Company



(for three consecutive years)



Triple A Awards 2024 – Sustainable Finance

Taiwan's first real estate development company to combine green building and energy-saving as metrics for green financing



National Sustainability Development Award (Awarded on first participation)

Taiwan Corporate Sustainability Awards

- Top 10 Taiwanese Companies Sustainability Model Award
- Platinum for Corporate Sustainability Report Award
(for four consecutive years)

Global Corporate Sustainability Awards

Sustainability Reporting Award-Gold Class



Global Views Monthly - Annual ESG Award

- First Prize in Manufacturing Industry
- First Prize in Low-carbon Operation



SGS ESG Awards

Corporate Governance Award



HR Asia

Best Companies to Work For in Asia

1111 Job Bank

Happiest Employees Golden Award

LinkedIn

Outstanding Learning Culture Award



iF Design Award 2024

Red Dot Design Award

Product Design Winner



INDEX™23, Geneva

INDEX™ Innovation Award for Raw Materials or Components



reddot winner 2023
materials and surfaces design





Q & A

For further information, please contact

IR Team, Finance Department

IR email box: IR@fenc.com

Can also be reached as follows,

Carol Wang

(886) 2 7752-8537; wang2002@fenc.com

Chialing Chao

(886) 2 7752-8470; chialing@fenc.com

Jarvis Liu

(886) 2 7752-8492; jarvisliu@fenc.com



[Website](#)



[Presentations](#)



Hello,
We're FENC

Contents



Company Overview



Production Business



Property Development Business



Investment Business



Financials



ESG & Recent Achievements

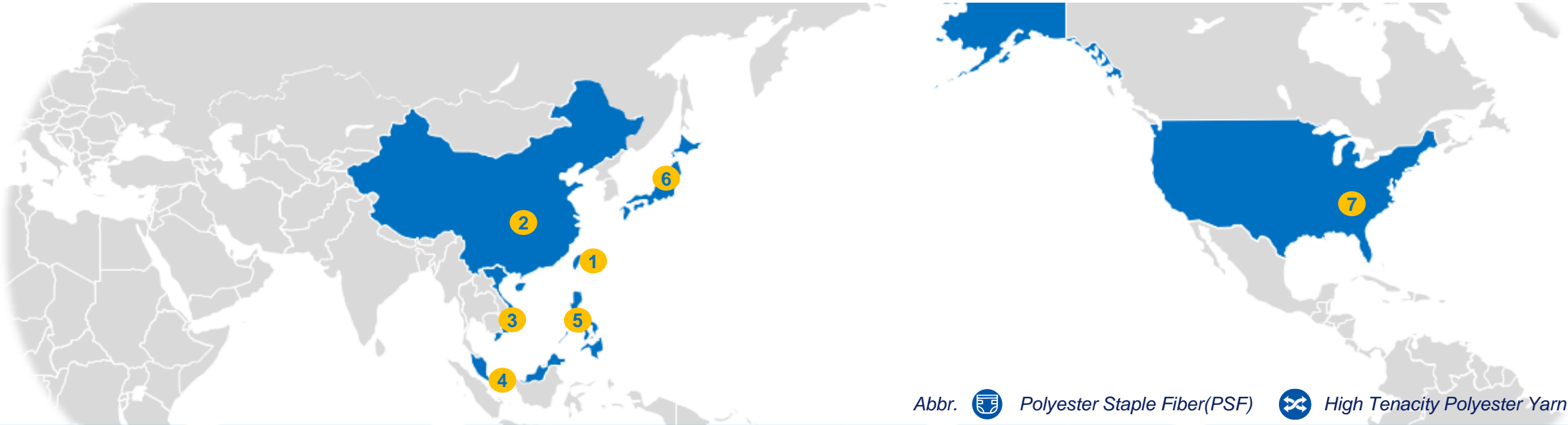


Appendix

FENC's Production Sites & Capacity

Provide clients local to local services

Regionalization with various & diversified production sites and flexible sales & distribution to mitigate the effects of trade barriers



Abbr. Polyester Staple Fiber(PSF) High Tenacity Polyester Yarn (HTY)

1 **Taiwan**

- PTA / PET
- PSF
- Filament
- Knitted Fabric
- HTY
- R-PET

2 **China**

- PET
- PSF HTY
- Filament
- Knitted Fabric
- Apparel
- R-PET

ASEAN Countries

3 **Vietnam**

- PET
- PSF
- Knitted Fabric
- Apparel
- R-PET

4 **Malaysia**

- PET
- R-PET (under construction)

5 **Philippines**

- R-PET

6 **Japan**

- R-PET

7 **U.S.**

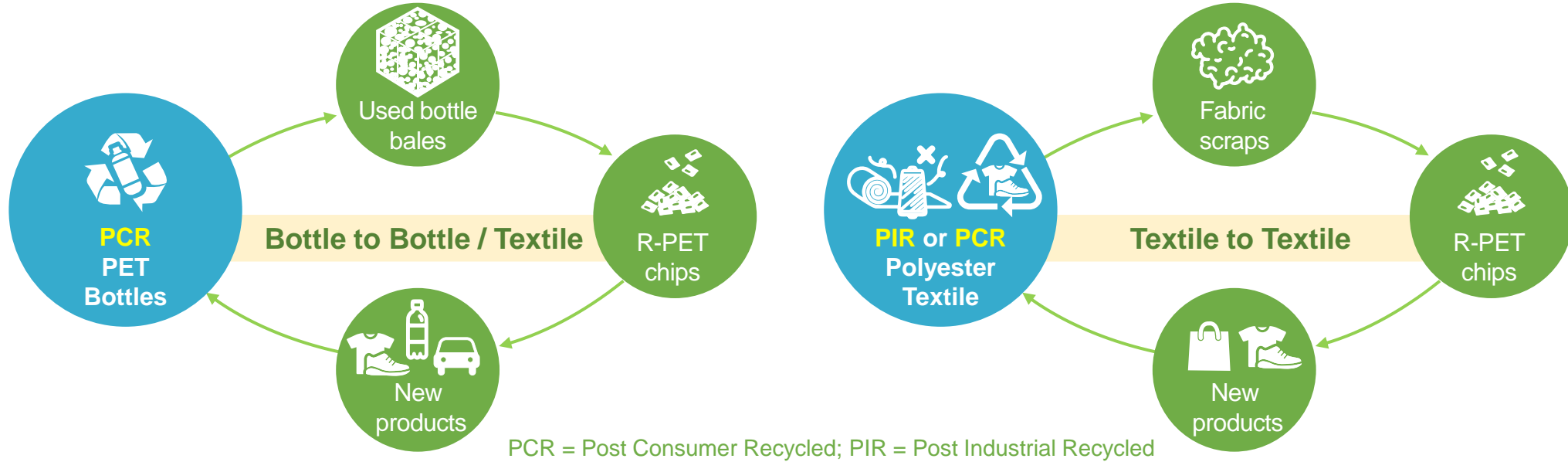
- PET
- CCP JV (Note)
- R-PET

Annual capacity (Current)

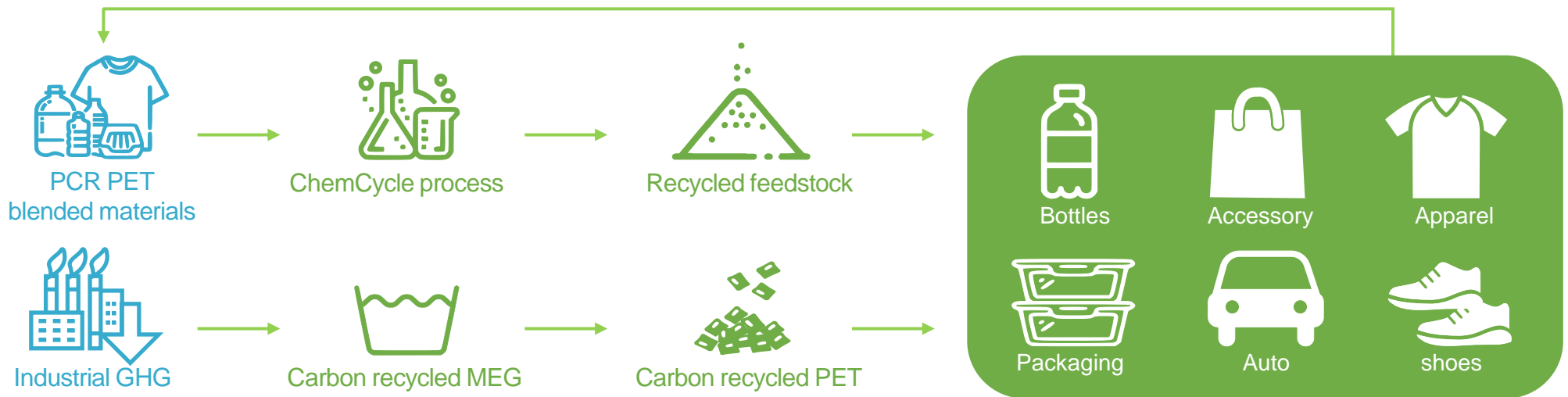
- PTA 1.5mm tons / PET 2.18mm tons
- Filament 92K tons
- PSF 365K tons
- Knitted Fabric 38K tons
- Apparel 81mm pieces
- HTY 125K tons

(Note) CCP JV project since 2018: ① partnered with Alpek & Indorama, ② annual planned capacity of PET 1.1 MM & PTA 1.3 MM tons, ③ each party has the right to off-take one-third of the capacity and to source its feedstock independently.

1
 Mechanical recycling



2
 Chemical recycling



3
 Recycling from air



About FENC

<http://www.fenc.com/?lang=en>

Far Eastern New Century (“FENC”) is a leading polyester recycling company publicly traded in Taiwan since 1967 with a market capitalization of approximately US\$6 billion. It’s a constituent of the MSCI ESG Leaders Indexes and FTSE4Good Emerging Index. FENC is also the flagship company of Far Eastern Group and has diversified businesses ranging from production, to property development and investments.

On the production side, FENC aims to expand its green material business by increasing the scale of its recycled products. After expanding capacities in Taiwan, Japan and the United States, FENC has become one of the world’s largest post-consumer recycled polyester producers. With their high quality and speed to market, FENC’s products have been adopted by well-known global brands including Coca-Cola, Nike and Adidas.

FENC is a world top-three PET producer in terms of capacity and the leading PET producer in Asia. With its production sites in Taiwan, the United States, Vietnam, China, Japan and Southeast Asia, FENC is the only global polyester supplier providing integrated production and total solution services ranging from upstream feedstock to downstream daily necessities. FENC’s strategy is to strengthen its position as a leading polyester producer by maintaining long-term client partnerships, upgrading its product mix and enhancing research and development capabilities.

Currently FENC has total investment properties of 220,000 pings (728,000 square meters) in Taiwan, the majority of which are located in prime areas of northern Taiwan. The Taipei Far Eastern Telecom Park (Tpark) project in Banqiao, New Taipei City is one of FENC’s development priorities.

The majority of the Company’s investment portfolio is listed companies on the Taiwan Stock Exchange with proven track records, including Asia Cement (1102 TT), Far EastOne Telecommunications (4904 TT), Far Eastern International Bank (2845 TT), Oriental Union Chemical (1710 TT), Far Eastern Department Stores (2903 TT), and Everest Textile (1460 TT), thus providing the Company consistent dividend and investment income each year.



Hello,
We're FENC



Disclaimer

This presentation is prepared by Far Eastern New Century Corporation (the “Company”) and is solely for the purpose of corporate communication and general reference only. The presentation is not intended as an offer to sell, or to solicit an offer to buy or form any basis of investment decision for any class of securities of the Company in any jurisdiction. All such information should not be used or relied on without professional advice. The presentation is a brief summary in nature and does not purport to be a complete description of the Company, its business, its current or historical operating results or its future prospects.

This presentation is provided without any warranty or representation of any kind, either expressed or implied. The Company specifically disclaims all responsibilities in respect of any use or reliance of any information, whether financial or otherwise, contained in this presentation. Neither this presentation nor any of its contents may be reproduced to a third party without the prior written consent of the Company.



Hello,
We're FENC