

Third Quarter 2024 Results

November 5th, 2024

LUMEN[®]

Forward-Looking Statements

Except for historical and factual information, the matters set forth in this presentation and other of our oral or written statements identified by words such as “estimates,” “expects,” “anticipates,” “believes,” “plans,” “intends,” “will,” and similar expressions are forward-looking statements as defined by the federal securities laws, and are subject to the “safe harbor” protections thereunder. These forward-looking statements are not guarantees of future results and are based on current expectations only, are inherently speculative, and are subject to a number of assumptions, risks and uncertainties, many of which are beyond our control. Actual events and results may differ materially from those anticipated, estimated, projected or implied by us in those statements if one or more of these risks or uncertainties materialize, or if underlying assumptions prove incorrect. Factors that could affect actual results include but are not limited to: the effects of intense competition from a wide variety of competitive providers, including decreased demand for our more mature service offerings and increased pricing pressures; the effects of new, emerging or competing technologies, including those that could make our products less desirable or obsolete; our ability to successfully and timely attain our key operating imperatives, including simplifying and consolidating our network, simplifying and automating our service support systems, attaining our Quantum Fiber buildout schedule, replacing aging or obsolete plant and equipment, strengthening our relationships with customers and attaining projected cost savings; our ability to successfully and timely monetize our network related assets through leases, commercial service arrangements or similar transactions (including as part of our Private Connectivity FabricSM solutions), including the possibility that the benefits of these initiatives may be less than anticipated, that the costs thereof may be more than anticipated or that we may be unable to satisfy any conditions of any such transactions in a timely manner, or at all; our ability to safeguard our network, and to avoid the adverse impact of cyber-attacks, security breaches, service outages, system failures, or similar events impacting our network or the availability and quality of our services; the effects of ongoing changes in the regulation of the communications industry, including the outcome of legislative, regulatory or judicial proceedings relating to content liability standards, intercarrier compensation, universal service, service standards, broadband deployment, data protection, privacy and net neutrality; our ability to generate cash flows sufficient to fund our financial commitments and objectives, including our capital expenditures, operating costs, debt obligations, taxes, pension contributions and other benefits payments; our ability to effectively retain and hire key personnel and to successfully negotiate collective bargaining agreements on reasonable terms without work stoppages; our ability to successfully adjust to changes in customer demand for our products and services, including increased demand for high-speed data transmission services and artificial intelligence services; our ability to successfully maintain the quality and profitability of our existing product and service offerings, to introduce profitable new offerings on a timely and cost-effective basis and to transition customers from our legacy products to our newer offerings; our ability to successfully and timely implement our corporate strategies, including our transformation, buildout and deleveraging strategies; our ability to successfully and timely realize the anticipated benefits from our 2022 and 2023 divestitures, and to successfully operate and transform our remaining business; changes in our operating plans, corporate strategies, or capital allocation plans, whether based upon changes in our cash flows, cash requirements, financial performance, financial position, market or regulatory conditions, or otherwise; the impact of any future material acquisitions or divestitures that we may transact; the negative impact of increases in the costs of our pension, healthcare, post-employment or other benefits, including those caused by changes in capital markets, interest rates, mortality rates, demographics or regulations; the potential negative impact of customer or shareholder complaints, government investigations, security breaches or service outages impacting us or our industry; adverse changes in our access to credit markets on acceptable terms, whether caused by changes in our financial position, lower credit ratings, unstable markets, debt covenant restrictions or otherwise; our ability to meet the terms and conditions of our debt obligations and covenants, including our ability to make transfers of cash in compliance therewith; our ability to attain the anticipated benefits of our March 22, 2024 and September 24, 2024 debt transactions; our ability to maintain favorable relations with our security holders, key business partners, suppliers, vendors, landlords and lenders; our ability to timely obtain necessary hardware, software, equipment, services, governmental permits and other items on favorable terms; our ability to meet evolving environmental, social and governance (“ESG”) expectations and benchmarks, and effectively communicate and implement our ESG strategies; the potential adverse effects arising out of allegations regarding the release of hazardous materials into the environment from network assets owned or operated by us or our predecessors, including any resulting governmental actions, removal costs, litigation, compliance costs or penalties; our ability to collect our receivables from, or continue to do business with, financially-troubled customers; our ability to continue to use intellectual property used to conduct our operations; any adverse developments in legal or regulatory proceedings involving us; changes in tax, trade, pension, healthcare or other laws or regulations, in governmental support programs, or in general government funding levels, including those arising from governmental programs promoting broadband development; our ability to use our net operating loss carryforwards in the amounts projected; the effects of changes in accounting policies, practices or assumptions, including changes that could potentially require additional future impairment charges; the effects of adverse weather, terrorism, epidemics, pandemics, rioting, vandalism, societal unrest, political discord or other natural or man-made disasters or disturbances; the potential adverse effects if our internal controls over financial reporting have weaknesses or deficiencies, or otherwise fail to operate as intended; the effects of changes in interest rates or inflation; the effects of more general factors such as changes in exchange rates, in operating costs, in public policy, in the views of financial analysts, or in general market, labor, economic, public health or geopolitical conditions; and other risks referenced from time to time in our filings with the U.S. Securities and Exchange Commission. You are cautioned not to unduly rely upon our forward-looking statements, which speak only as of the date made. We undertake no obligation to publicly update or revise any forward-looking statements for any reason, whether as a result of new information, future events or developments, changed circumstances, or otherwise. Furthermore, any information about our intentions contained in any of our forward-looking statements reflects our intentions as of the date of such forward-looking statement, and is based upon, among other things, our assessment of regulatory, technological, industry, competitive, economic and market conditions as of such date. We may change our intentions, strategies or plans (including our capital allocation plans) at any time and without notice, based upon any changes in such factors or otherwise.

Non-GAAP Measures

This presentation includes certain historical and forward-looking non-GAAP financial measures, including but not limited to adjusted EBITDA, adjusted EBITDA margin, and free cash flow, each excluding the effects of special items, and adjustments to GAAP and other non-GAAP measures to exclude the effect of special items. In addition to providing key metrics for management to evaluate the company's performance, we believe these measurements assist investors in their understanding of period-to-period operating performance and in identifying historical and prospective trends.

Reconciliations of non-GAAP financial measures to the most comparable GAAP measures are included in the financial schedules to the Company's accompanying earnings release. Reconciliation of information and additional non-GAAP historical financial measures that may be discussed during the call, along with further descriptions of non-GAAP financial measures, will be available in the Investor Relations portion of the company's website at <http://ir.lumen.com>. Non-GAAP measures are not presented to be replacements or alternatives to the GAAP measures, and investors are urged to consider these non-GAAP measures in addition to, and not in substitution for, measures prepared in accordance with GAAP. Lumen may present or calculate its non-GAAP measures differently from other companies.

KATE JOHNSON
President & CEO



Executing Lumen's Transformation

Key Takeaways

Operational Turnaround

Improving Sales Execution,
Enhancing the Customer
Experience & Reducing
Churn

Building the Backbone for AI

Big Tech chooses Lumen to
partner in the race for AI
Connectivity

Cloudifying Telecom

Driving NaaS adoption and
positioning the company for
high value digital revenue
growth.

Private Connectivity FabricSM | Architecture for AI Connectivity

PLATFORM (UI, API)

Differentiated Customer Experience (CX) and Consumption Model (NaaS)

A simple, unified, digital CX giving enterprise customers network capabilities needed for today's applications



PCFSM

Waves, Ethernet, IP, VRFs, Integrated Transport and Route/Switch for Bandwidth, Latency, service guarantees



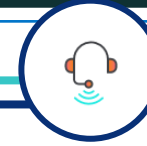
Edge Fabric

Ubiquity & Proximity



Security

BLL, 3rd Party
Private & Secure



Voice

CPaaS, UC&C

Services

Powered by Lumen's world class fiber network & associated services

Waves

IP

VRFoD

Ethernet

SD WAN

Infrastructure

Conduit, Dark Fiber, Colocation, ILAs, Switches, Routers, Bare Metal, NiD, CPE

Fiber Infrastructure (and Conduit)

Space & Power Colocation

Lumen's View: 3 Phases of the AI Story

Yesterday's network can't support tomorrow's AI economy!

AI needs data

- To train its algorithms
- To understand your business
- To offer insight
- To adopt your voice

Data needs data centers

- In the public cloud
- At the edge
- On Prem

Data centers need

- Power
- Space
- Water for cooling
- FIBER NETWORKS FOR CONNECTION!

Phase 1

Cloud companies producing AI



Phase 2

Enterprises using AI



Phase 3

AI Rings connecting Platforms



Cloudifying Telecom - Lumen is Different

Natively Integrating Fiber Network

Digital platform enabling enterprises to design, price, order and consume with NaaS

Recognized as Industry Leader

FROST & SULLIVAN

Agilisys



C3Aero



Market Pole Position

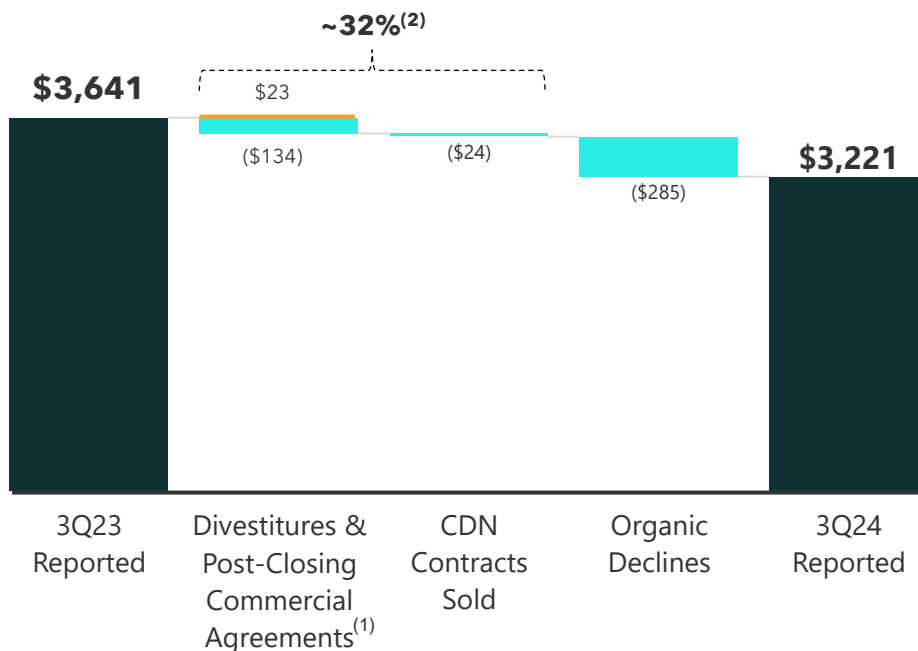
Cloud companies choose Lumen for our AI ecosystem - PCF architecture, world class fiber network, and ExaSwitch with a world class leadership team

CHRIS STANSBURY
EVP & CFO



3Q24 Year-Over-Year Total Reported Revenue Bridge

~32% of Decline Due to Divestitures, Net of Post-Closing Commercial Agreements and CDN Contracts Sold



(\$ in millions)

(\$ in millions)	3Q24	Y/Y% Change
Business	\$2,536	(12.7%)
Mass Markets	\$685	(6.9%)
Total	\$3,221	(11.5%)

⁽¹⁾ The Company believes that these figures will allow analysts and investors to understand (i) the amounts associated with the divestitures and the impact that it had on the Company's revenue generating activities in the third quarter of 2024 and 2023 in relation to the Company's past, but not current or future, financial performance and (ii) the impact that the post-closing agreements have had on the Company's activities in the third quarter of 2024 and 2023 and its current financial performance.

⁽²⁾ Calculated by combining the impacts from Divestitures & Post-Closing Commercial Agreements and CDN Contracts Sold and showing them as a percent of the total dollar change from 3Q23 Reported Revenue to 3Q24 Reported Revenue.

3Q24 Total Reported Revenue

Maintained Growth in N.A. Enterprise Grow Products

(\$ in millions)	3Q24	Y/Y% Change	Q/Q% Change
Large Enterprise	\$839	(8.2%)	0.2%
Mid-Market Enterprise	\$471	(6.9%)	(1.5%)
Public Sector	\$427	(4.0%)	(4.7%)
N.A. Enterprise	\$1,737	(6.9%)	(1.5%)
Wholesale ⁽¹⁾	\$706	(9.0%)	(2.4%)
N.A. Total Business⁽¹⁾	\$2,443	(7.5%)	(1.7%)
International & Other ⁽¹⁾⁽²⁾	\$93	(64.8%)	2.2%
Total Business⁽¹⁾⁽²⁾	\$2,536	(12.7%)	(1.6%)
Total Mass Markets	\$685	(6.9%)	(0.9%)
Total Revenue⁽¹⁾⁽²⁾	\$3,221	(11.5%)	(1.4%)



(\$ in millions)	3Q24	Y/Y% Change	Q/Q% Change	% Total
Grow	\$778	4.0%	2.2%	45%
Nurture	\$507	(15.2%)	(3.2%)	29%
Harvest	\$275	(14.1%)	(3.8%)	16%
Subtotal	\$1,560	(6.4%)	(0.7%)	90%
Other ⁽³⁾	\$177	(11.1%)	(7.8%)	10%
N.A. Enterprise	\$1,737	(6.9%)	(1.5%)	100%

⁽¹⁾3Q23 results include revenue from Lumen's EMEA business, which was sold November 1, 2023. Please see Lumen's accompanying Financial Trending Schedule for impacts from post-closing commercial agreements and divestitures.

⁽²⁾ International & Other includes all Content Deliver Network "CDN" revenue. 3Q23 results include revenue from select CDN customer contracts which were sold as announced on October 10, 2023.

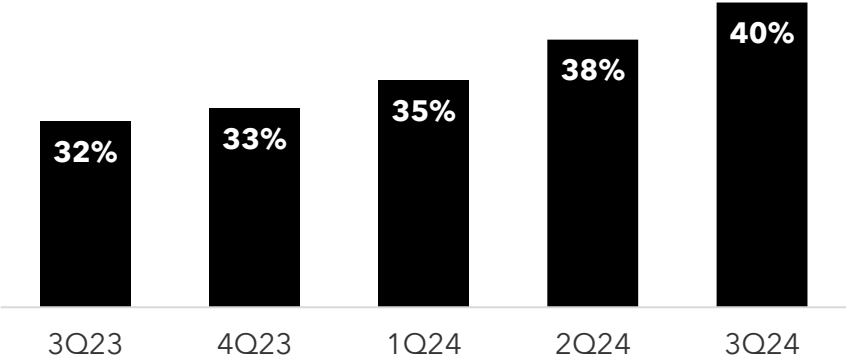
⁽³⁾ Other revenue includes Equipment and Managed & Professional Services.

3Q24 Mass Markets Revenue

Fiber Broadband Revenue Growth Accelerated

Revenue (\$ in millions)	3Q24	Y/Y% Change	% Total
Fiber Broadband	\$190	16.6%	28%
Other Broadband ⁽¹⁾	\$282	(17.3%)	41%
Voice & Other	\$213	(8.2%)	31%
Total Mass Markets	\$685	(6.9%)	100%

Fiber Revenue Contribution to Total Broadband



⁽¹⁾ Other Broadband revenue primarily includes revenue from lower speed copper-based broadband services marketed under the CenturyLink brand.



3Q24 Mass Markets Broadband Metrics⁽¹⁾

Strongest Ever Reported Fiber Net Subscriber Additions

Fiber	3Q24	Y/Y Change	Q/Q Change
Enabled Locations	4.05M	522K	131K
Subscribers	1.03M	139K	43K
Other	3Q24	Y/Y Change	Q/Q Change
Enabled Locations	17.87M	(335K)	(75K)
Subscribers	1.56M	(374K)	(100K)

131K

Fiber-Enabled Location Adds Q/Q

43K

Net Adds

~\$62

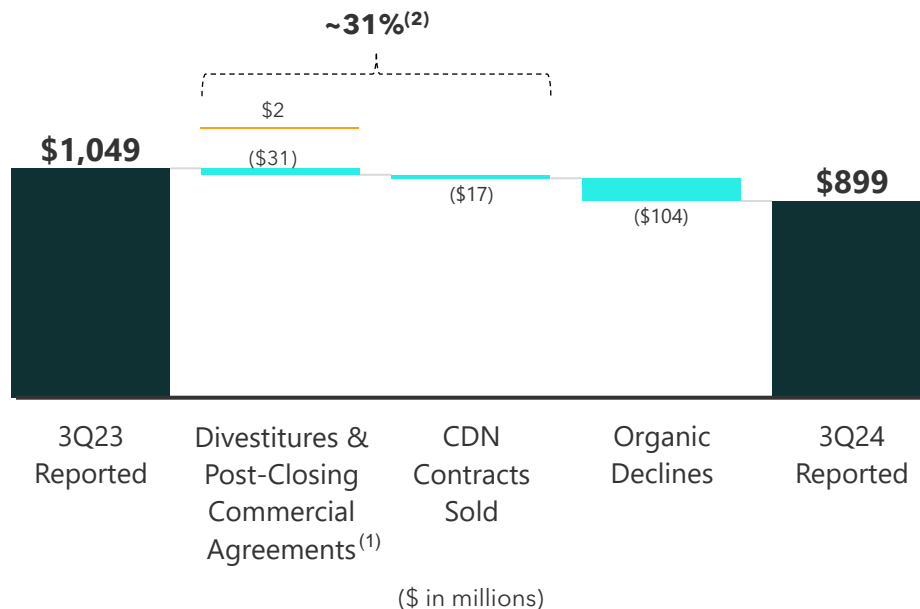
Fiber Broadband ARPU



⁽¹⁾ For more information on how we calculate enabled locations and subscribers, see our accompanying earnings release.

3Q24 Year-Over-Year Adjusted EBITDA Bridge

~31% of Decline Due to Divestitures, Net of Post-Closing Commercial Agreements and CDN Contracts Sold



(\$ in millions)	3Q24	Y/Y% Change
Total Revenue	\$3,221	(11.5%)
Adjusted EBITDA	\$899	(14.3%)
Adj. EBITDA Margin	27.9%	(90 bps)

⁽¹⁾ The Company believes that these figures will allow analysts and investors to understand (i) the amounts associated with the divestitures and the impact that it had on the Company's revenue generating activities in the third quarter of 2024 and 2023 in relation to the Company's past, but not current or future, financial performance and (ii) the impact that the post-closing agreements have had on the Company's activities in the second quarter of 2024 and 2023 and its current financial performance.

⁽²⁾ Calculated by combining the impacts from Divestitures & Post-Closing Commercial Agreements and CDN Contracts Sold and showing them as a percent of the total dollar change from 3Q23 Adjusted EBITDA to 3Q24 Adjusted EBITDA.

Consolidated Cash Flow Summary

Key Metrics	
(\$ in millions)	3Q24
Cash Flow from Operations	\$2,032
Capital Expenditures	\$850
Free Cash Flow	\$1,198
Net Cash Interest	\$288

2024 Financial Outlook

Metric⁽¹⁾⁽²⁾	Outlook
Adjusted EBITDA	\$3.9 to \$4.0 billion
Free Cash Flow ⁽³⁾⁽⁴⁾	\$1.2 to \$1.4 billion
Net Cash Interest	\$1.15 to \$1.25 billion
Capital Expenditures	\$3.1 to \$3.3 billion
Cash Income Taxes/(Refund) ⁽⁴⁾	(\$200) to (\$300) million

⁽¹⁾ For definitions of non-GAAP metrics and reconciliations to GAAP figures, see Lumen's Investor Relations website.

⁽²⁾ Outlook measures in this presentation and the accompanying schedules (i) exclude the effects of Special Items, goodwill impairments, future changes in our operating or capital allocation plans, unforeseen changes in regulation, laws or litigation, and other unforeseen events or circumstances impacting our financial performance and (ii) speak only as of August 6, 2024. See "Forward Looking Statements" at the beginning of this presentation.

⁽³⁾ Outlook includes the voluntary pension contribution of \$170 million during the third quarter 2024.

⁽⁴⁾ Includes an approximately \$700 million tax refund received during the first quarter 2024.

LUMEN®