

Eligible to Naturalize Fact Sheet: Columbus, OH



U.S. Citizenship
and Immigration
Services

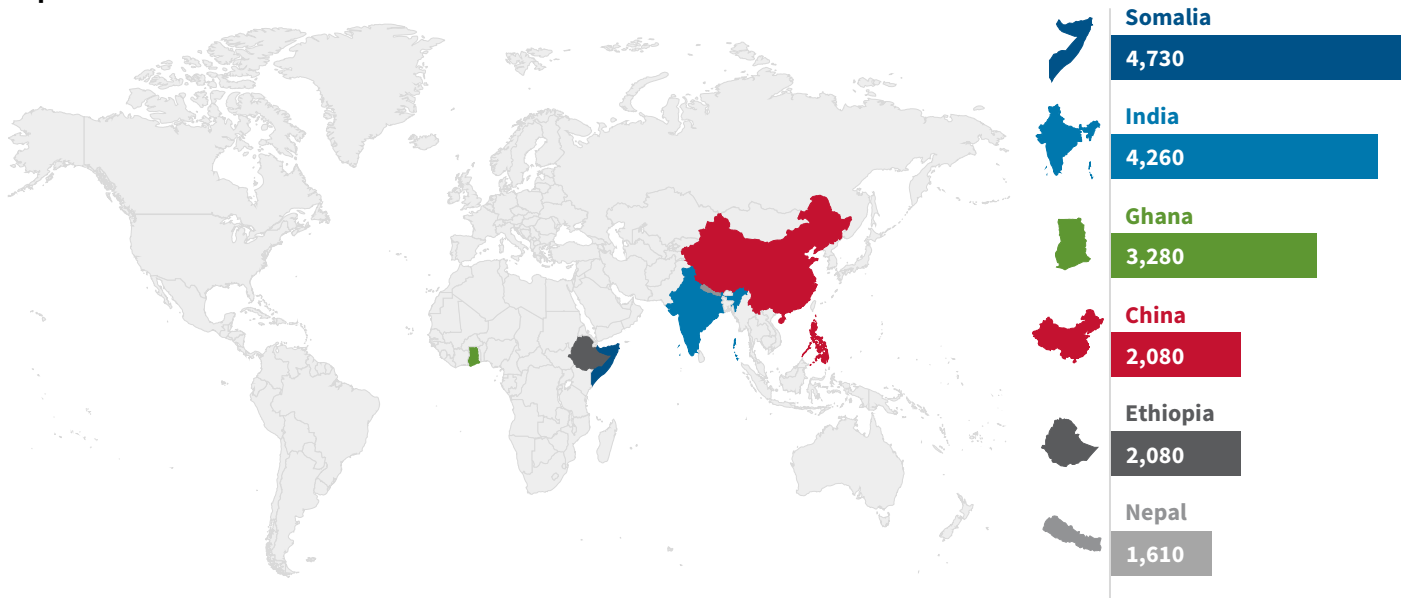
 **48,630 Eligible to Naturalize**

*Data Source: Office of Homeland Security Statistics
Report created September 18, 2024*

This fact sheet provides information on select characteristics of people with Lawful Permanent Residence (LPR) status, also known as Green Card holders. Generally, a person with LPR is eligible to become a naturalized U.S. citizen after meeting certain requirements. Providing more information on the eligible to naturalize population is in keeping with the Executive Order on Restoring Faith in Our Legal Immigration Systems and Strengthening Integration and Inclusion Efforts for New Americans (E.O. 14012).

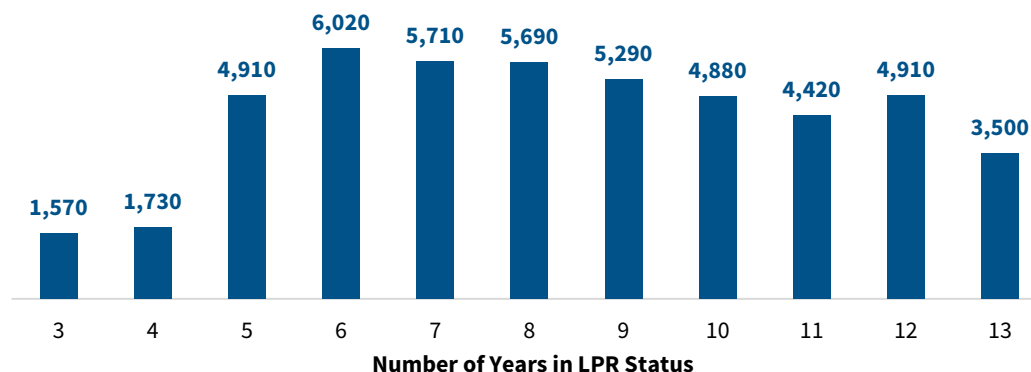
Throughout our history, the United States has welcomed immigrants from all over the world who have helped shape and define our country. Granting citizenship to eligible lawful permanent residents is vital to our nation's security, economic prosperity, and a future built on the principles of the U.S. Constitution. Some of the benefits to becoming a U.S. citizen include the right to vote, traveling with a U.S. passport, bringing family members to the U.S., applying for federal jobs, and becoming an elected official.

Top Countries of Birth



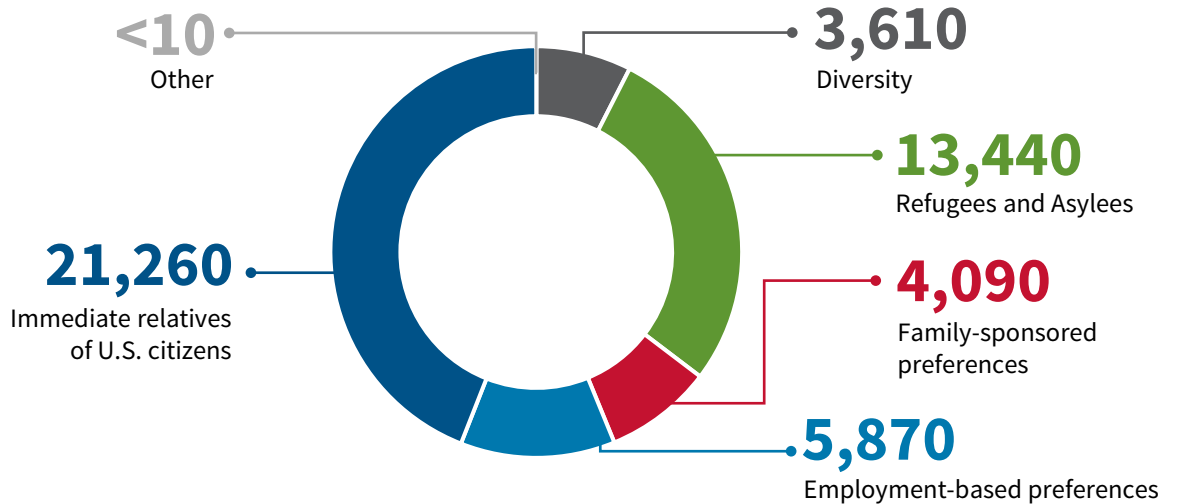
Number of Years in LPR Status

Generally, a Lawful Permanent Resident (or LPR) is eligible to become a naturalized U.S. citizen after meeting certain requirements such as length of time in LPR status; the length of time depends on the basis for naturalization

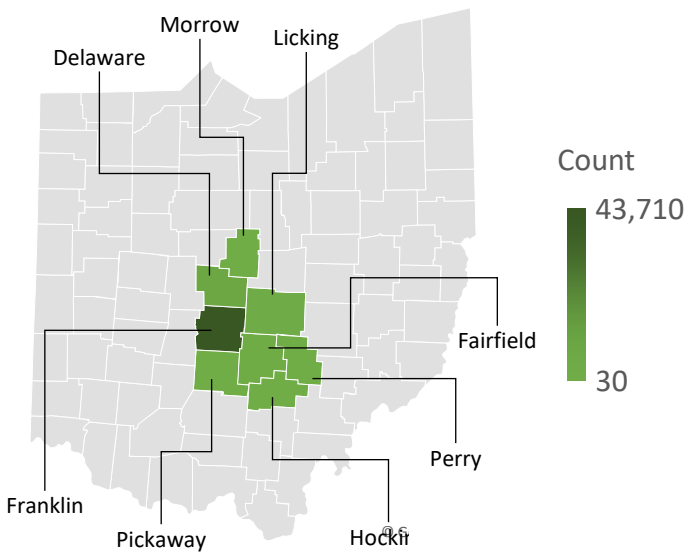


LPRs by Category of Admission

After meeting certain eligibility requirements, a person can gain LPR status through employment, family relationships, the diversity visa program, or as a refugee or asylee, among other ways.



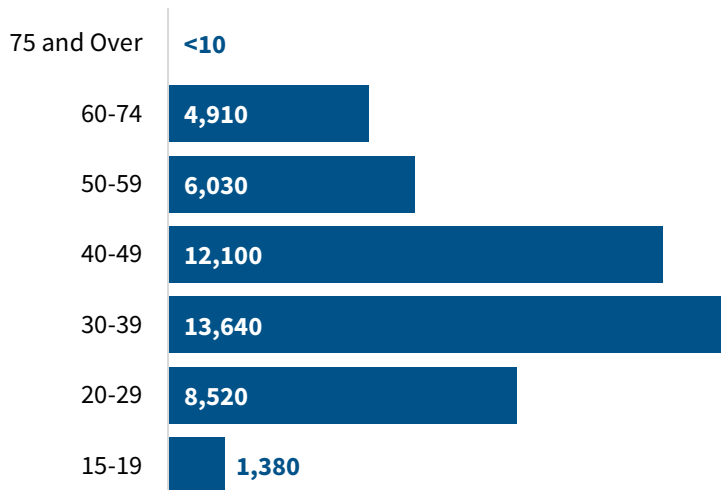
Concentration of Eligible to Naturalize in the Region




91% of the eligible to naturalize population resides in **Franklin County, OH.**

Total	County
43,710	Franklin County, OH
3,070	Delaware County, OH
640	Fairfield County, OH
580	Licking County, OH
110	Pickaway County, OH
40	Morrow County, OH
40	Perry County, OH
30	Hocking County, OH
<10	Madison County, OH
<10	Union County, OH

Eligible to Naturalize by Age



Eligible to Naturalize by Gender



► 1. Numbers are rounded to the nearest 10. Numbers may not sum to totals due to rounding.