

STUDY VISITS MID-TERM REPORT


January – July 2024

3482
Total Visitors

131
Total Study Visits

Affiliation of Visitor Groups


53 Universities from EU Member States




32 Universities from third countries
(of which 19 from the US and Canada)



13 Secondary schools from EU Member States



12 Groups of diplomats
240 diplomats



18 International and government organisations, political groups and professionals



3 Groups of journalists
(Ukraine, Argentina Chile, Mexico, Paraguay, Uruguay)
31 journalists



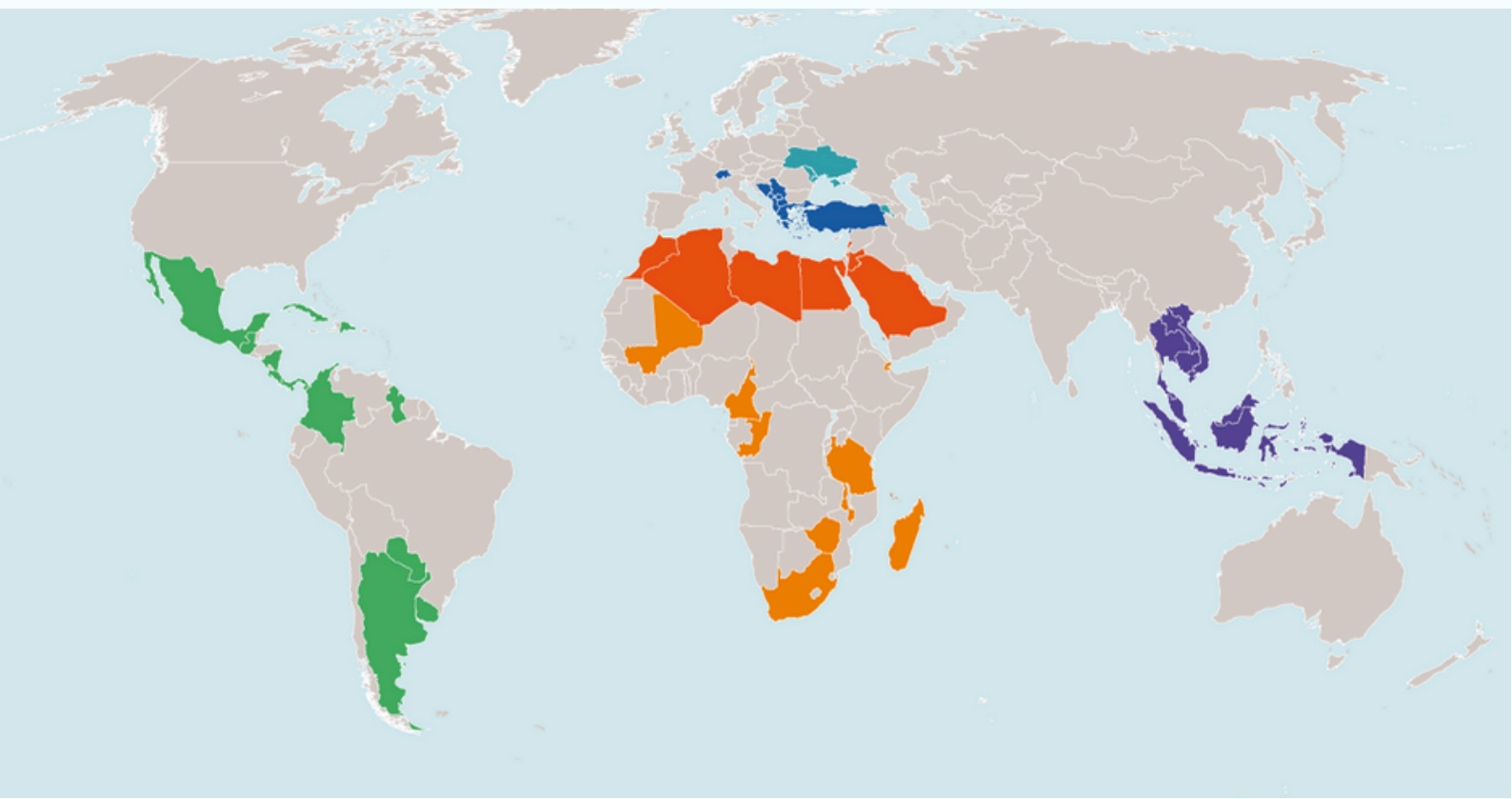
Origins of visiting Diplomats & Journalists

15 EU MEMBER STATES
Greece

39 EUROPE
Western Balkans
Turkey

39 EURCA
Armenia, Ukraine
Kazakhstan, Kyrgyzstan, Tajikistan, Turkmenistan, Uzbekistan

44 ASIAPAC
Brunei, Cambodia, Philippines, Indonesia, Laos, Malaysia, Singapore, Thailand, Vietnam, Timor-Leste



67 AMERICAS
Antigua & Barbuda, Argentina, Aruba, Bahamas, Barbados, Belize, Colombia, Costa Rica, Cuba, Curacao, Dominican Republic, El Salvador, Grenada, Guatemala, Guyana, Haiti, Honduras, Mexico, Panama, Paraguay, St. Kitts and Nevis, Saint Vincent and the Grenadines, Suriname, Uruguay

44 AFRICA
Angola, Cameroun, Congo, Djibouti, Eswatini, Ivory Coast, Madagascar, Malawi, Mauritania, Mauritius, Seychelles, South Africa, Tanzania, Zimbabwe

23 MENA
Algeria, Bahrain, Egypt, Iraq, Jordan, Kuwait, Lebanon, Libya, Morocco, Occupied Palestinian Territories, Saudi Arabia