



Targeting Aldosterone in the Treatment of Cardiorenal Diseases

October 2024



Forward-Looking Statements and Market Data

We caution you that this presentation contains forward-looking statements. All statements other than statements of historical facts contained in this presentation, including statements regarding our future results of operations and financial position, business strategy, research and development plans, the anticipated timing, costs, design, and conduct of our ongoing and planned preclinical studies and planned clinical trials for lorundrostat and any future product candidates, the timing and likelihood of regulatory filings and approvals for lorundrostat and any future product candidates, our ability to commercialize our product candidates, if approved, the potential to develop future product candidates, the potential benefits of strategic collaborations and our intent to enter into any strategic arrangements, the timing and likelihood of success, and plans and objectives of management for future operations and future results of anticipated product development efforts, are forward-looking statements. In some cases, you can identify forward-looking statements by terms such as “may,” “will,” “should,” “expect,” “plan,” “anticipate,” “could,” “intend,” “target,” “project,” “contemplates,” “believes,” “estimates,” “predicts,” “potential” or “continue” or the negative of these terms or other similar expressions. The inclusion of forward-looking statements should not be regarded as a representation by us that any of our plans will be achieved. Actual results may differ from those set forth in this presentation due to the risks and uncertainties inherent in our business, including, without limitation: our future performance is dependent entirely on the success of lorundrostat; potential delays in the commencement, enrollment, and completion of clinical trials and nonclinical studies; our dependence on third parties in connection with manufacturing, research and clinical and nonclinical testing; unexpected adverse side effects or inadequate efficacy of lorundrostat that may limit its development, regulatory approval, and/or commercialization; unfavorable results from clinical trials and nonclinical studies; results of prior clinical trials and studies of lorundrostat are not necessarily predictive of future results; our reliance on our exclusive license with Mitsubishi Tanabe to provide us with intellectual property rights to develop and commercialize lorundrostat; our ability to obtain and maintain intellectual property protection for lorundrostat; we may use our capital resources sooner than we expect; our ability to maintain uninterrupted business operations due to the COVID-19 pandemic or any other pandemic or future public health concerns; regulatory developments in the United States and foreign countries; and other risks described in our press releases and filings with the Securities and Exchange Commission (SEC), including under the heading “Risk Factors” in our Annual Report on Form 10-K for the year ended December 31, 2023. You are cautioned not to place undue reliance on these forward-looking statements, which speak only as of the date made, and except as required by applicable law, we do not plan to publicly update or revise any forward-looking statements contained herein, whether as a result of any new information, future events, changed circumstances or otherwise. All forward-looking statements are qualified in their entirety by this cautionary statement, which is made under the safe harbor provisions of the Private Securities Litigation Reform Act of 1995.

This presentation also contains estimates and other statistical data made by independent parties and by us relating to market size and growth and other data about our industry. This data involves a number of assumptions and limitations, and you are cautioned not to give undue weight to such estimates. In addition, projections, assumptions, and estimates of our future performance and the future performance of the markets in which we operate are necessarily subject to a high degree of uncertainty and risk. These and other factors could cause results to differ materially from those expressed in the estimates made by the independent parties and by us.



Mineralys: Targeting Aldosterone in the Treatment of Hypertension, CKD and Beyond

Lorundrostat is a selective
aldosterone synthase inhibitor
(ASI) targeting aldosterone



Obesity epidemic is driving abnormally elevated aldosterone contributing to hypertension, chronic kidney disease (CKD) and heart failure



Lorundrostat is a highly selective ASI that reduces aldosterone ~70% with once-daily dosing



Proof-of-Concept trial demonstrated substantial overall BP reduction with once-daily dosing; enhanced response in obese subjects; well-tolerated with modest increase in potassium



Pivotal HTN program initiated in 2023 with first pivotal trial readout in Q1 2025 and the second trial readout in mid first half 2025

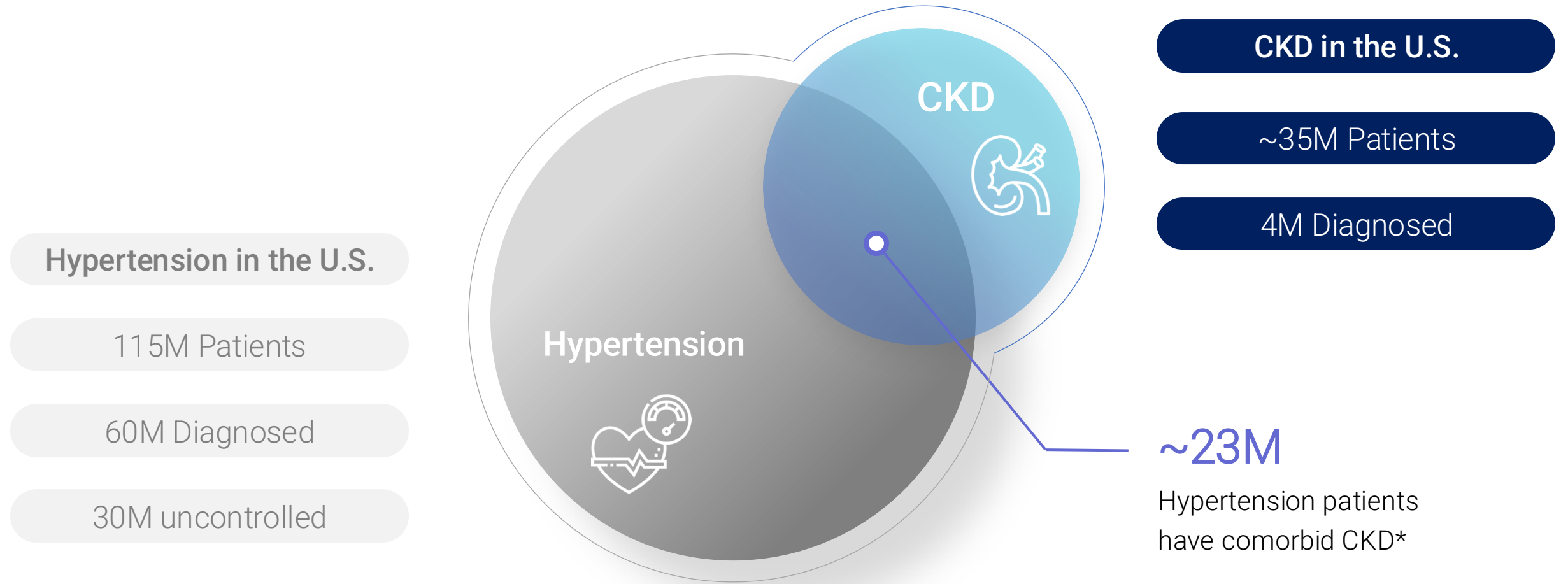


Proof-of-Concept CKD trial initiated 2H 2023 with readout in 1H 2025 creating a pipeline of disease opportunities



Unmet Need in Both Hypertension and CKD Addressable by Lorundrostat

Significant overlap of hypertension, chronic kidney disease and obesity



~50% prevalence of obesity in hypertension and CKD patients; respectively

* USRDS.org; High blood pressure redefined for first time in 14 years. American Heart Associate/American College of Cardiology Guidelines, retrieved from Heart.org; Chronic kidney disease in the general population (2010), retrieved from USRDS.org, accessed June 2022; Chronic kidney disease in the general population (2020), retrieved from USRDS.org, accessed June 2022



Abnormally Elevated Aldosterone Is a Key Driver in Multiple Cardiorenal Diseases



Aldosterone-driven Cardiorenal Disorders

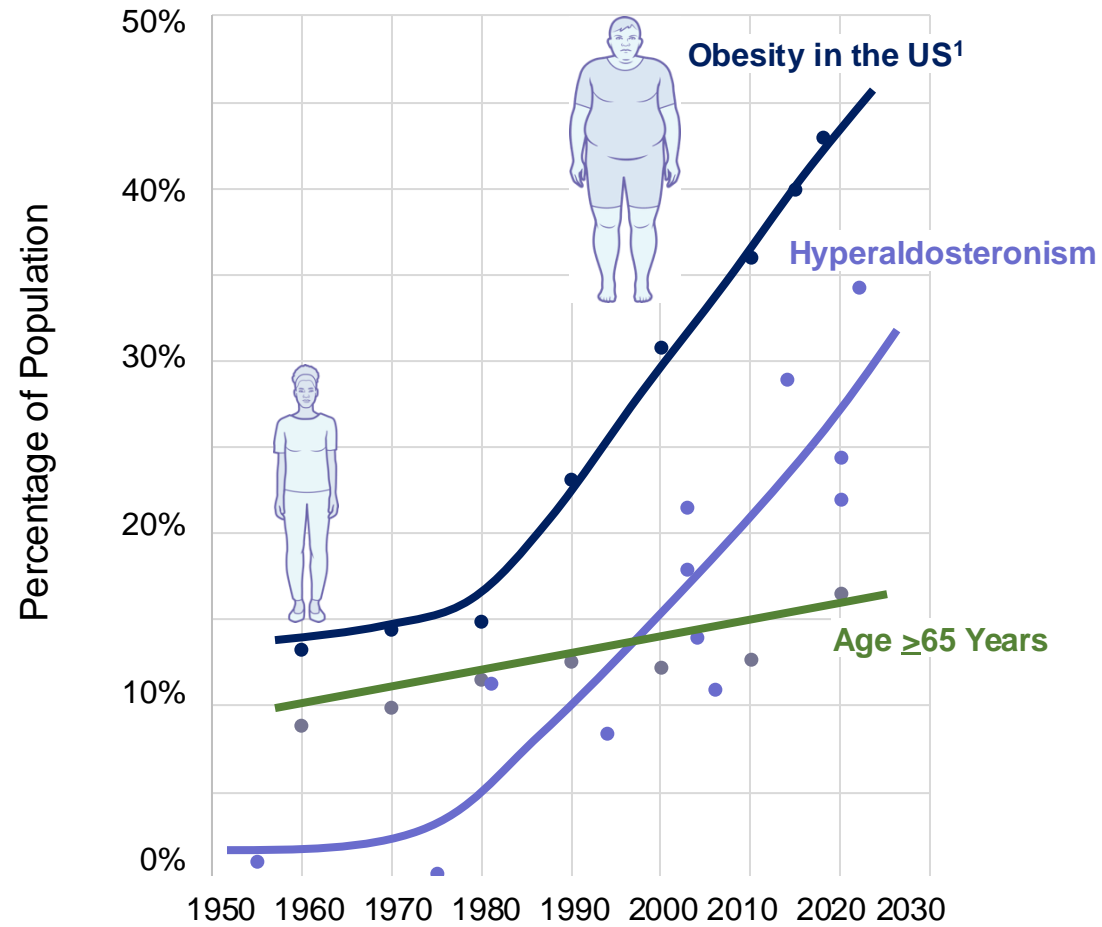


1. Sim JJ, Bhandari SK, Shi J, et al. *Am J Hypertens.* 2012;25(3):379-388. 2. Hundemer GL, Curhan GC, Yozamp N, Wang M, Vaidya A. *Hypertension.* 2018;72(3):658-666.3. Monticone S, D'Ascenzo F, Moretti C, et al. *Lancet Diabetes Endocrinol.* 2018;6(1):41-50. 4) Ferreira N, Tostes RC, Paradis P, Shiffrin E. *Am J Hypertens.* 2021, 34(1):15-27. 5.

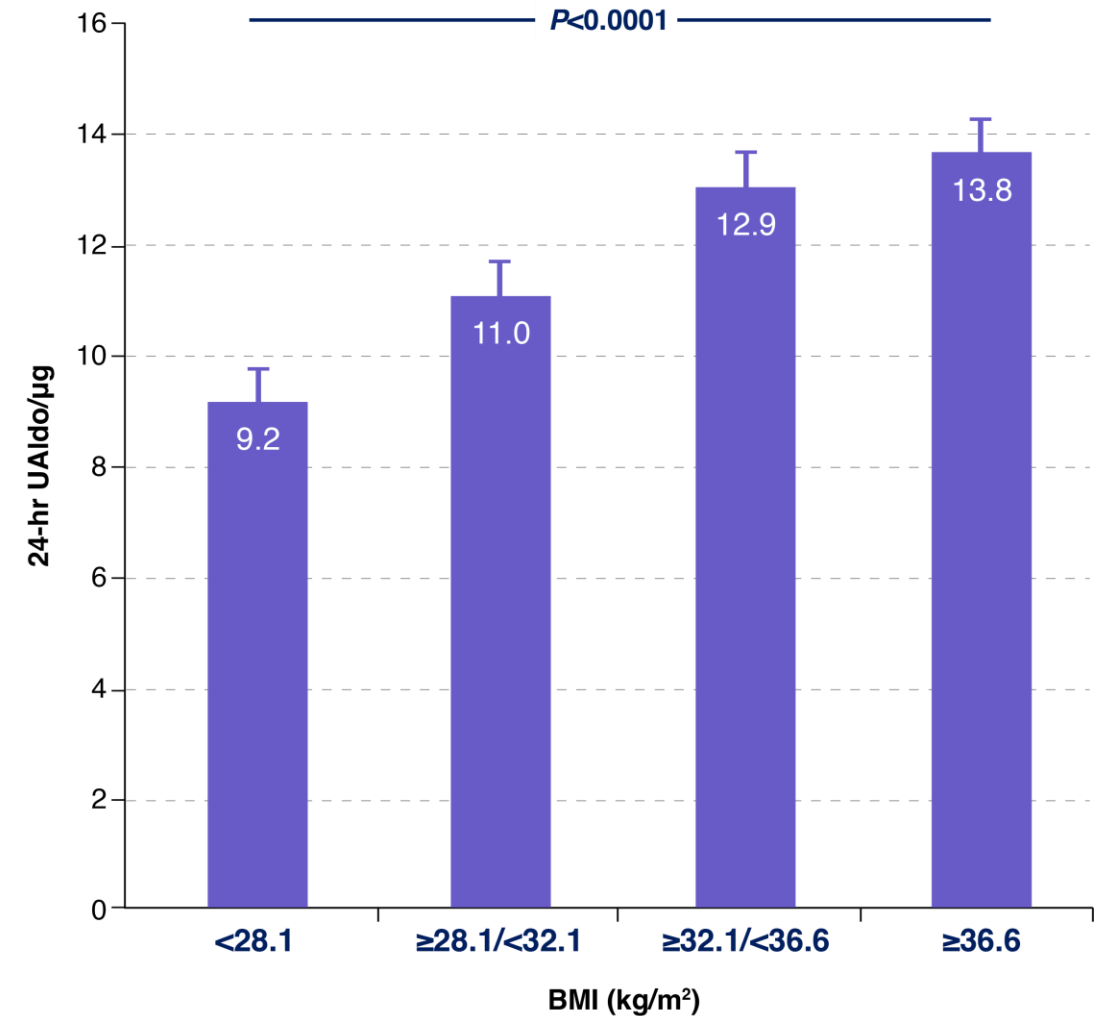


Prevalence of Elevated Aldosterone Linked to Rise in Obesity

As percent of population with obesity has risen in the US, so has hyperaldosteronism



BMI is significantly correlated with aldosterone levels²

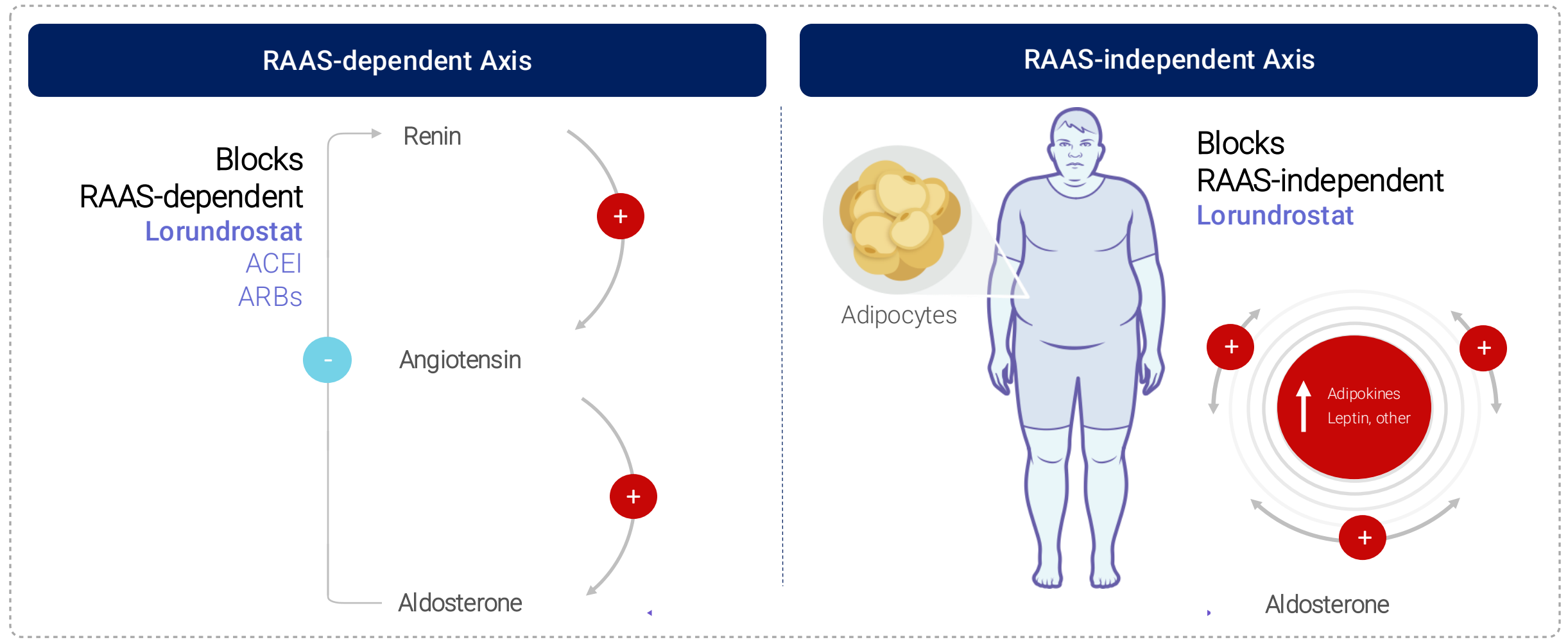


1. <https://usafacts.org/articles/obesity-rate-nearly-triples-united-states-over-last-50-years>. 2. Dudenbostel T, Ghazi L, Liu M, Li P, Oparil S, Calhoun DA. *Hypertension*. 2016;68(4):995-1003.



In Obesity, via Visceral Adipocytes, Leads to Elevated Aldosterone Levels

Lorundrostat targets both the RAAS-dependent and -independent axes, providing a more complete solution to abnormally elevated aldosterone





Lorundrostat Is a Highly Selective, Best-in-Class ASI

Aldosterone Synthase Inhibitor Comparison Table

	Lorundrostat (Mineralys)	LCI699 (Novartis) ¹	Baxdrostat (Astra Zeneca) ^{2,3}	BI690517 (Boehringer Ingelheim) ⁴
Selectivity	374X	3.6X	100X	250X
Half-life	10-12 hours	~4 hours	25-31 hours	noted to be “short”
Reduction in PAC	65-70%	65-70%	65-70%	66%
Adrenal insufficiency or decrease in cortisol	no	yes	no	yes
Metabolism	Hepatic	Hepatic	Renal	n/a

Best-in-class selectivity

Aldosterone inhibition with reduced risk of cortisol inhibition or off-target AEs

Optimal half-life

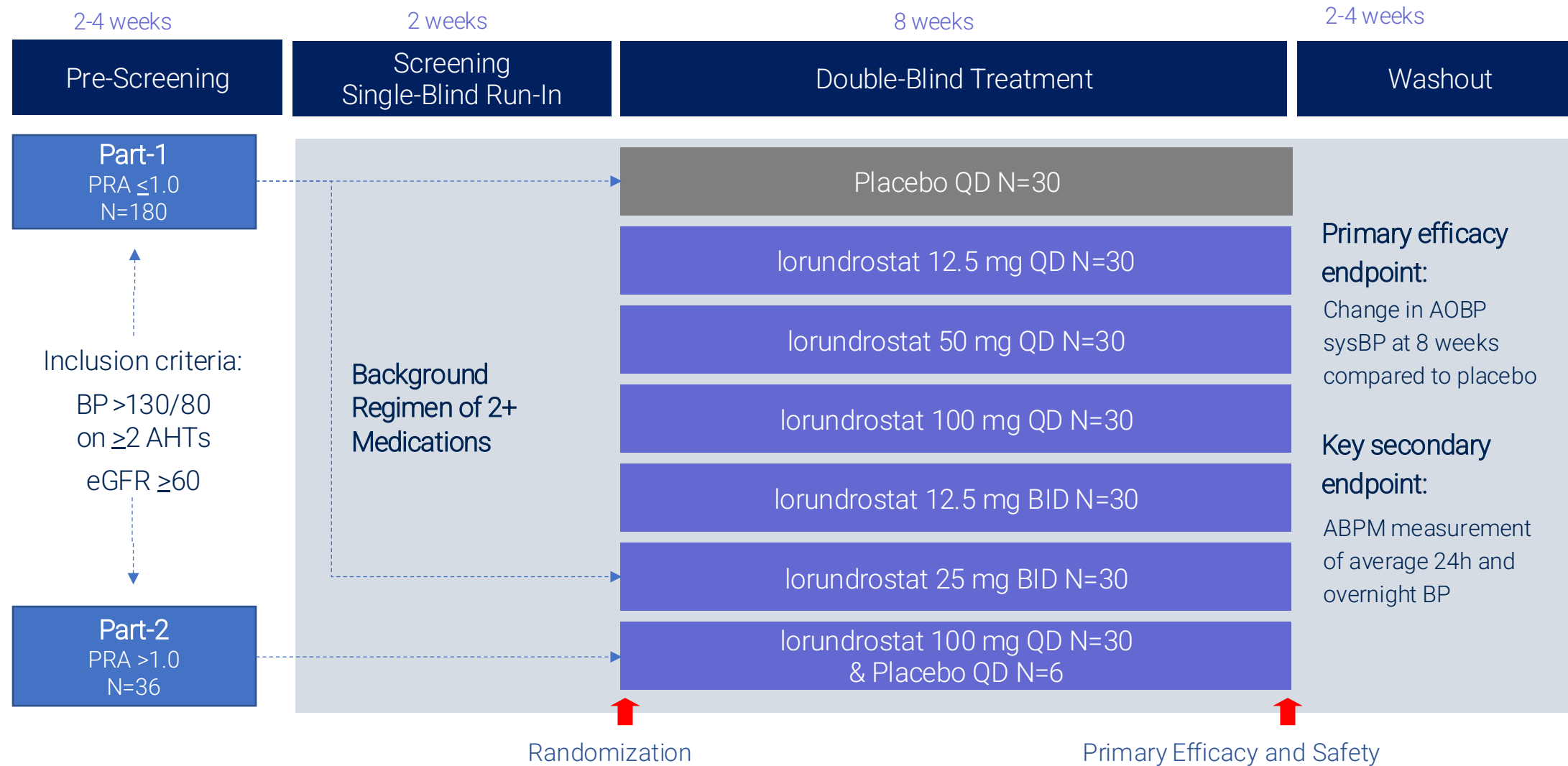
Aldosterone inhibition with rapid reversibility— essential for patients who may not tolerate a significant BP drop or are at risk for hyperkalemia, including patients with CKD

1. Schumacher CD, Steele RE, Brunner HR. *J Hypertens.* 2013;31(10):2085-2093. 2. Bogman K, Schwab D, Delporte ML, et al. *Hypertension.* 2017;69(1):189-196. 3. CinCor S1 filing 2020, 4. BI presentation at ASN meeting.



Phase 2 Proof-of-Concept Study Design

Evaluating the safety, efficacy and dose-response of lorundrostat in uncontrolled and resistant hypertension





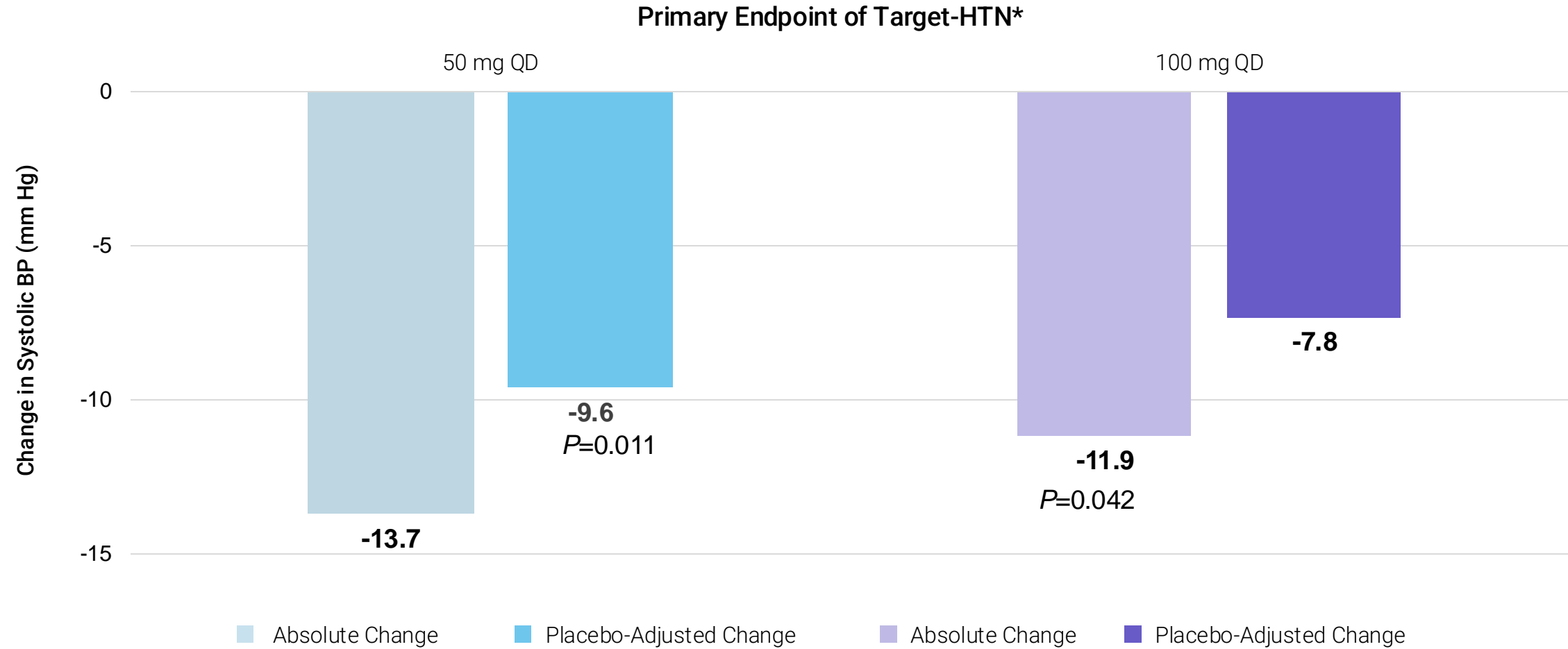
Baseline Demographics and Disposition

90% of the randomized patients completed Part 1 of the Target-HTN trial

Category	Mean ± SEM of Baseline
Systolic BP (mm Hg)	142.2 ± 0.98
Diastolic BP (mm Hg)	81.5 ± 0.76
Body Mass Index (kg/m ²)	31.2 ± 0.41
Mean Baseline eGFR	78.9 ± 1.3
Race % Black or African American	39.3%
Sex % Male	41.7%
Ethnicity % Hispanic or Latino	46.6%
Diabetes	37.4%
Heart Failure	3.1%
Previous Myocardial Infarction	5.5%
Number of Background Antihypertensive Medications	2 medications = 52.8% / 3 or more medications = 47.2%
Use of Thiazide or Thiazide-like Diuretic	56.4%
Use of ACE or ARB	77.9%



Clinically Meaningful Changes in Systolic BP



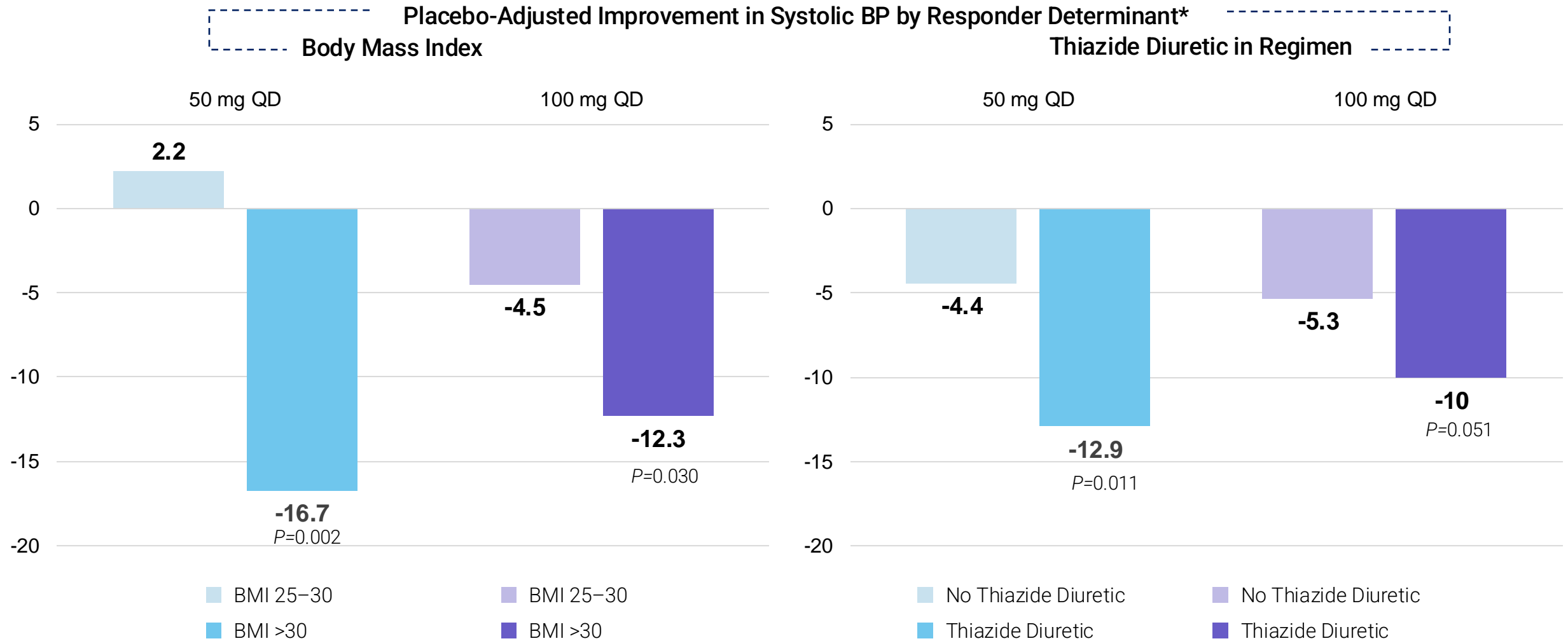
Analysis using a mixed model repeated measures (MMRM) approach with fixed effects of categorical terms for treatment, week, and treatment by week interaction, and analyte as a fixed continuous covariate.

*Part 1 of Phase 2 Target-HTN Proof-of-Concept Trial.



Enhanced Systolic BP Reduction in Targeted Segments

Obesity and diuretic use are determinants of enhanced response in systolic BP reduction

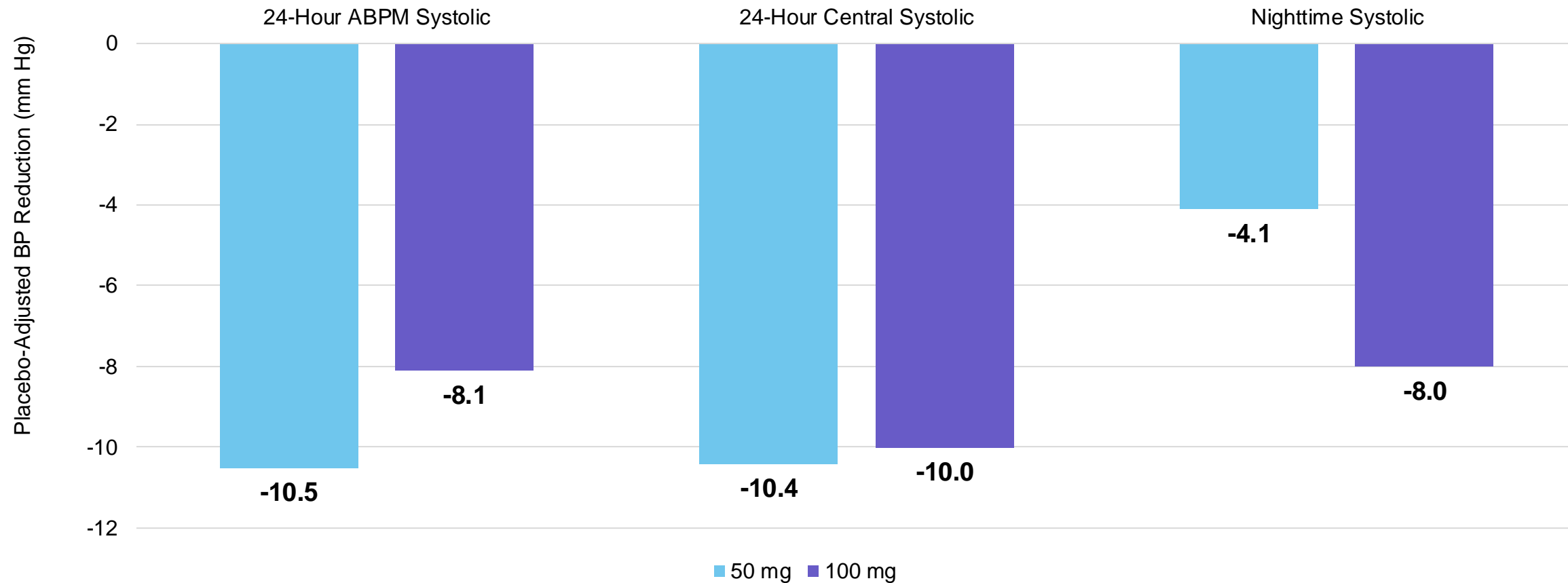


*Part 1 of Phase 2 Target-HTN Proof-of-Concept Trial.



Reductions in 24-Hour Average, Central and Nighttime Systolic BP Supportive of Primary Findings

Central BP and nighttime BP reductions may be a more accurate way of predicting cardiovascular benefit



Analysis of 24-hour ambulatory monitoring in subjects with baseline systolic BP >130 mm Hg by automated office and 24-hour ambulatory monitoring.



Lorundrostat Demonstrated a Well-Tolerated Profile

Individual Hyperkalemic Events – Number of Subjects (% of group size)

	Mean Change from Baseline to Wk 8	Mild 5.6-6.0 mmol/L	Moderate 6.1-6.5 mmol/L	Severe >6.5 mmol/L
50 mg QD (n=28)	+0.25 mmol/L	1 (3.6%)	0	1* (3.6%)
100 mg QD (n=61)	+0.29 mmol/L	8 (13.1%)	1 (1.6%)	1 (1.6%)
All active (n=164)		16 (9.8%)	4 (2.4%)	2* (1.2%)
Placebo (n=36)		0	0	0

6/164 (3.7%) of subjects with one or more observed episodes of serum K⁺ >6.0 mmol/L; 5 of 6 judged not related to study medication.

* Measure in 1 subject was an isolated incident not verified by repeat measurement with study drug discontinuation (protocol deviation).

- Treatment-emergent adverse events were hyperkalemia (defined as greater than 5.1 mmol/L), decreased glomerular filtration, urinary tract infection, diarrhea, hypertension, and COVID-19 infection
- Three subjects experienced serious adverse events, 2 were deemed unrelated and 1 was deemed related in a subject with worsening hyponatremia that reversed after drug discontinuation



Rapid Development Program for Lorundrostat with Near-Term Data Readouts

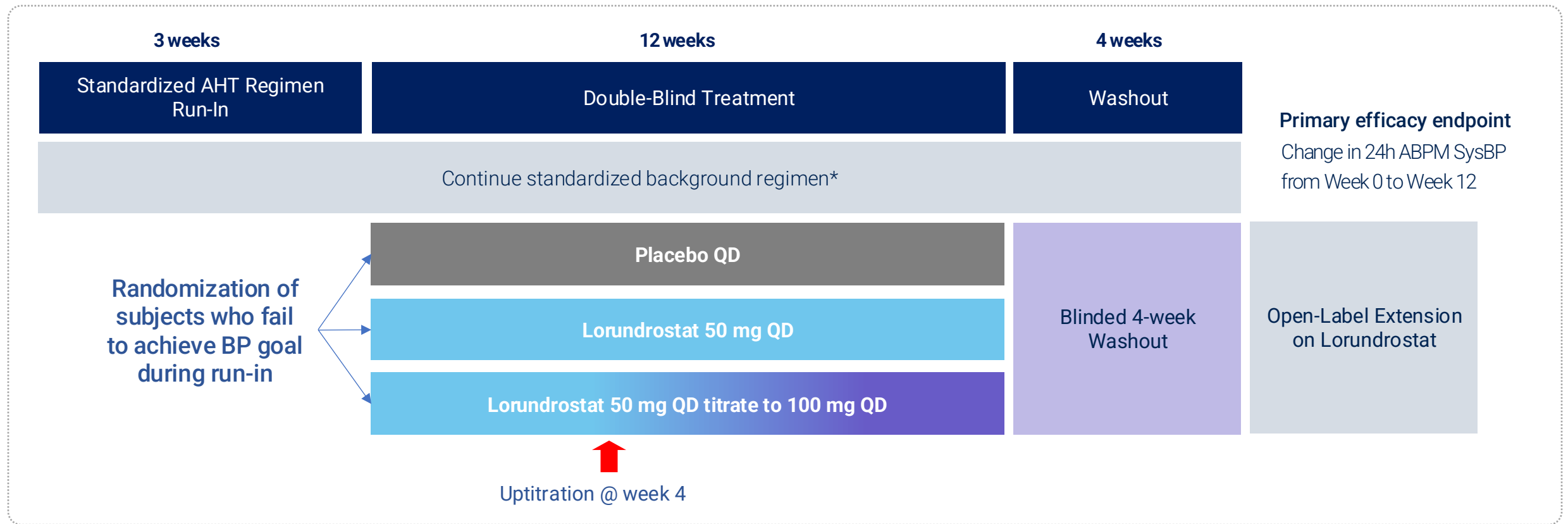
	Trial	Safety	Proof of Concept	Pivotal	Top-line Data
Lorundrostat	Hypertension	uHTN & rHTN Standardized background AHT			Q1 2025
		uHTN & rHTN Existing background AHT			Mid 1H 2025
	Chronic Kidney Disease (CKD)	CKD PoC & Profiling			1H 2025
	Open-Label Extension	uHTN & rHTN			



Advance-HTN Pivotal Study Design

Confirmatory efficacy and safety trial of lorundrostat in uncontrolled and resistant hypertension, target 261 subjects

Inclusion Criteria:	24h ABPM 130-180 on ≥ 2 AHTs eGFR ≥ 45 Serum K+ ≤ 4.8	Stratification:	By number of background AHT meds	Baseline Demographics:	>50% Black or African American >60% BMI over 30 >40% female
----------------------------	--	------------------------	----------------------------------	-------------------------------	---



*Start standardized drug background regimen. 2 AHTs = ARB + Diuretic / 3-5 AHTs = ARB + Diuretic + CCB

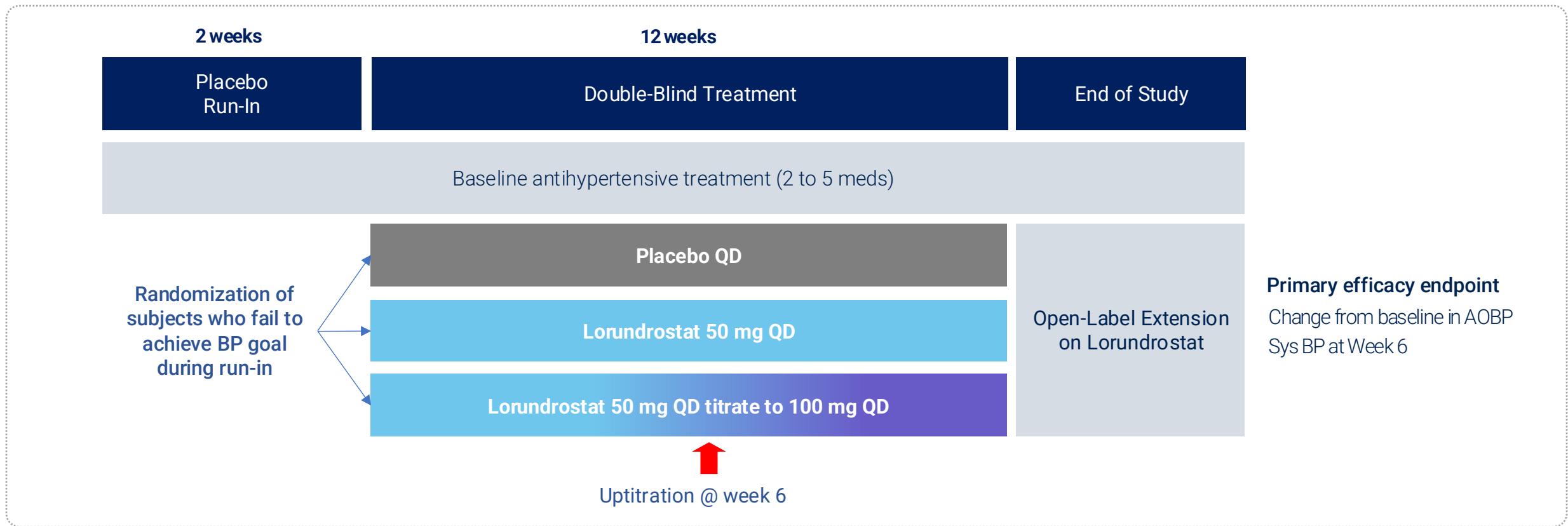


Launch-HTN Pivotal Study Design

Efficacy and safety trial of lorundrostat in uncontrolled and resistant hypertension, ~1,000 subjects

Inclusion criteria:

- AOBP SysBP 135-180 on 2 to 5 AHTs
- eGFR \geq 45
- Serum K+ \leq 4.8



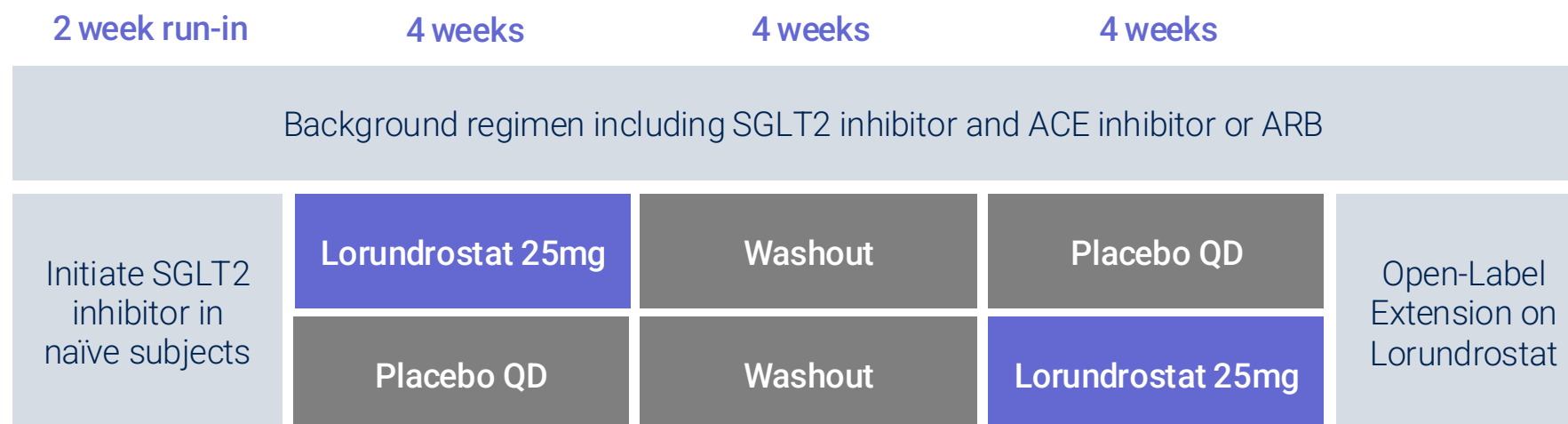


CKD Proof-of-Concept and Profiling Trial

Proof-of-Concept in hypertensive subjects with stage 2-3b CKD with albuminuria

Inclusion criteria:

Existing or naïve to SGLT2 inhibitor treatment
AOBP SysBP ≥ 135 on an ACE inhibitor or an ARB
eGFR 30-89 mL/min/1.73m²
Serum K+ ≤ 4.8



Primary efficacy endpoint

Change in AOBP Sys BP @ wk 4 compared to placebo

Exploratory endpoints

Change in UACR @ wk 4 compared to placebo

Safety and PK



Mineralys Leadership Team

Agile and experienced in developing novel, leading therapies



Jon Congleton

Chief Executive Officer

30+ years of experience: Marion, HMR, Aventis, Teva, Nivalis, Impel Pharma



David Rodman, MD

Chief Medical Officer

15+ years of academic experience and 15+ years of industry experience: Novartis, Vertex, ProQR



Adam Levy

Chief Financial Officer

15+ years of banking experience: Merrill Lynch, Jefferies, BAML; and 7+ years of industry experience: Miragen, Brickell, Sanifit



Minji Kim, PhD.

Chief Business Officer

20+ years of experience: Affamed, Jounce, Curis, Hoffman-LaRoche, Genentech



Cindy Berejikian

Executive Vice President, Operations

25+ years of experience: Amgen, Otonomy, Forty Seven



Financial Summary

Balance sheet supports activities to execute on upcoming milestones

Nasdaq

MLYS

Q2 2024 Cash Balance*

\$311mm

Shares of common stock outstanding[†]

49,726,675

Research Analyst Coverage:

BofA Securities	Charlie Yang
Evercore ISI	Umer Raffat / Mike DiFiore
Goldman Sachs	Richard Law
Stifel	Annabel Samimy
Guggenheim Securities	Seamus Fernandez
Wells Fargo Securities	Mohit Bansal
LifeSci Capital	Rami Katkhuda
HC Wainwright	Matthew Caufield

*Includes cash, cash equivalents, and investments..

[†]As of August 2, 2024 and excludes 549,755 pre-funded warrants.



MINERALYS