

QUARTERLY STATEMENT

OF THE

FIDELITY & GUARANTY LIFE INSURANCE COMPANY

TO THE

Insurance Department

OF THE

STATE OF

Iowa

FOR THE QUARTER ENDED
SEPTEMBER 30, 2024

LIFE, ACCIDENT AND HEALTH

FRATERNAL BENEFIT SOCIETIES

2024



LIFE, ACCIDENT AND HEALTH COMPANIES/FRATERNAL BENEFIT SOCIETIES - ASSOCIATION EDITION

QUARTERLY STATEMENT

AS OF SEPTEMBER 30, 2024

OF THE CONDITION AND AFFAIRS OF THE

FIDELITY & GUARANTY LIFE INSURANCE COMPANY

NAIC Group Code 0670 0670 NAIC Company Code 63274 Employer's ID Number 52-6033321
 (Current) (Prior)

Organized under the Laws of Iowa, State of Domicile or Port of Entry IA

Country of Domicile United States of America

Licensed as business type: Life, Accident and Health [X] Fraternal Benefit Societies []

Incorporated/Organized 12/16/1959 Commenced Business 11/01/1960

Statutory Home Office 801 Grand Ave. Suite 2600, Des Moines, IA, US 50309
 (Street and Number) (City or Town, State, Country and Zip Code)

Main Administrative Office 801 Grand Ave. Suite 2600
 (Street and Number)
Des Moines, IA, US 50309 888-697-5433
 (City or Town, State, Country and Zip Code) (Area Code) (Telephone Number)

Mail Address 801 Grand Ave. Suite 2600, Des Moines, IA, US 50309
 (Street and Number or P.O. Box) (City or Town, State, Country and Zip Code)

Primary Location of Books and Records 801 Grand Ave. Suite 2600
 (Street and Number)
Des Moines, IA, US 50309 866-846-4660
 (City or Town, State, Country and Zip Code) (Area Code) (Telephone Number)

Internet Website Address www.fglife.com

Statutory Statement Contact Joann Snyder, 866-846-4660
 (Name) (Area Code) (Telephone Number)
FGLIFE.StatementRequests@fglife.com, 515-829-3998
 (E-mail Address) (FAX Number)

OFFICERS

Chief Executive Officer Christopher Owsley Blunt # Executive Vice President, Chief Financial Officer Wendy Jane Bitner Young
 Secretary Tessa Elizabeth Cantonwine # Vice President, Appointed Actuary Wesley Harlan Siebrass

OTHER

<u>John David Currier, Jr. #, President</u>	<u>John Alden Phelps II, Executive Vice President, Head of Owned Distribution</u>	<u>Mark Lynn Wiltse, Senior Vice President, Chief Accounting Officer</u>
<u>Elizabeth Marie Marin #, Senior Vice President, Capital Management & Treasurer</u>	<u>Tony Randall Litterer, Illustration Actuary</u>	<u>David Edward Martin #, Senior Vice President, Investment Risk and Asset and Liability Management (ALM) Strategy</u>
<u>Leena Punjabi, Executive Vice President, Chief Investment Officer</u>	<u>Paul Marshall Conner, Senior Vice President, Chief Actuary</u>	<u>Matthew Eric Christensen, Executive Vice President, Pension Risk Transfer</u>
<u>Jodi Lynn Ahlman #, Senior Vice President, Chief of Government, Regulatory & Compliance Affairs</u>	<u>Marie Christine Norcia #, Executive Vice President, Chief Risk Officer</u>	

DIRECTORS OR TRUSTEES

<u>Christopher Owsley Blunt</u>	<u>Wendy Jane Bitner Young</u>	<u>Anthony John Park</u>
<u>Raymond Randall Quirk</u>	<u>Michael Joseph Nolan</u>	


State of Iowa SS:
 County of Polk

The officers of this reporting entity being duly sworn, each depose and say that they are the described officers of said reporting entity, and that on the reporting period stated above, all of the herein described assets were the absolute property of the said reporting entity, free and clear from any liens or claims thereon, except as herein stated, and that this statement, together with related exhibits, schedules and explanations therein contained, annexed or referred to, is a full and true statement of all the assets and liabilities and of the condition and affairs of the said reporting entity as of the reporting period stated above, and of its income and deductions therefrom for the period ended, and have been completed in accordance with the NAIC Annual Statement Instructions and Accounting Practices and Procedures manual except to the extent that: (1) state law may differ; or, (2) that state rules or regulations require differences in reporting not related to accounting practices and procedures, according to the best of their information, knowledge and belief, respectively. Furthermore, the scope of this attestation by the described officers also includes the related corresponding electronic filing with the NAIC, when required, that is an exact copy (except for formatting differences due to electronic filing) of the enclosed statement. The electronic filing may be requested by various regulators in lieu of or in addition to the enclosed statement.

Christopher Owsley Blunt Tessa Elizabeth Cantonwine Wendy Jane Bitner Young
 Chief Executive Officer Secretary Executive Vice President, Chief Financial Officer

Subscribed and sworn to before me this 14th day of November, 2024
Valerie K. Williamson

- a. Is this an original filing? Yes [X] No []
 b. If no,
 1. State the amendment number.....
 2. Date filed
 3. Number of pages attached.....



STATEMENT AS OF SEPTEMBER 30, 2024 OF THE FIDELITY & GUARANTY LIFE INSURANCE COMPANY

ASSETS

	Current Statement Date			4 December 31 Prior Year Net Admitted Assets
	1 Assets	2 Nonadmitted Assets	3 Net Admitted Assets (Cols. 1 - 2)	
1. Bonds	40,778,358,642		40,778,358,642	36,593,732,655
2. Stocks:				
2.1 Preferred stocks	257,609,229		257,609,229	402,086,185
2.2 Common stocks	2,509,749,697	23,832	2,509,725,865	2,705,835,808
3. Mortgage loans on real estate:				
3.1 First liens	408,476,278		408,476,278	438,713,152
3.2 Other than first liens.....	3,362,760		3,362,760	3,321,364
4. Real estate:				
4.1 Properties occupied by the company (less \$ encumbrances)				
4.2 Properties held for the production of income (less \$ encumbrances)				
4.3 Properties held for sale (less \$ encumbrances)				
5. Cash (\$2,281,249,549), cash equivalents (\$480,204,497) and short-term investments (\$ 155,154,095)	2,916,608,141		2,916,608,141	1,697,551,338
6. Contract loans (including \$ premium notes)	93,253,164		93,253,164	69,763,047
7. Derivatives	454,841,315		454,841,315	413,396,171
8. Other invested assets	3,842,364,364	3,206,814	3,839,157,550	3,399,892,746
9. Receivables for securities	85,368,166		85,368,166	14,111,791
10. Securities lending reinvested collateral assets				
11. Aggregate write-ins for invested assets	136,990		136,990	
12. Subtotals, cash and invested assets (Lines 1 to 11)	51,350,128,746	3,230,646	51,346,898,100	45,738,404,257
13. Title plants less \$ charged off (for Title insurers only)				
14. Investment income due and accrued	427,730,019		427,730,019	383,331,434
15. Premiums and considerations:				
15.1 Uncollected premiums and agents' balances in the course of collection	93,993,119	93,993,119		
15.2 Deferred premiums, agents' balances and installments booked but deferred and not yet due (including \$ earned but unbilled premiums)	41,136,913		41,136,913	44,206,004
15.3 Accrued retrospective premiums (\$) and contracts subject to redetermination (\$)				
16. Reinsurance:				
16.1 Amounts recoverable from reinsurers	139,398,422		139,398,422	93,161,674
16.2 Funds held by or deposited with reinsured companies	540,000		540,000	540,000
16.3 Other amounts receivable under reinsurance contracts	375,120,706		375,120,706	657,749,486
17. Amounts receivable relating to uninsured plans				
18.1 Current federal and foreign income tax recoverable and interest thereon				
18.2 Net deferred tax asset	417,063,603	194,765,230	222,298,373	213,762,329
19. Guaranty funds receivable or on deposit	1,815,115		1,815,115	1,826,157
20. Electronic data processing equipment and software	82,706,034	82,706,034		
21. Furniture and equipment, including health care delivery assets (\$)	7,978,963	7,978,963		
22. Net adjustment in assets and liabilities due to foreign exchange rates				
23. Receivables from parent, subsidiaries and affiliates	429,265		429,265	906,255
24. Health care (\$) and other amounts receivable				
25. Aggregate write-ins for other than invested assets	503,509,736		503,509,736	482,219,976
26. Total assets excluding Separate Accounts, Segregated Accounts and Protected Cell Accounts (Lines 12 to 25)	53,441,550,641	382,673,992	53,058,876,649	47,616,107,572
27. From Separate Accounts, Segregated Accounts and Protected Cell Accounts	10,836,810,299		10,836,810,299	8,749,524,597
28. Total (Lines 26 and 27)	64,278,360,940	382,673,992	63,895,686,948	56,365,632,169
DETAILS OF WRITE-INS				
1101. Due from futures broker	136,990		136,990	
1102.				
1103.				
1198. Summary of remaining write-ins for Line 11 from overflow page				
1199. Totals (Lines 1101 through 1103 plus 1198)(Line 11 above)	136,990		136,990	
2501. Cash surrender value of company owned life insurance ("CSV of COLI")	387,338,071		387,338,071	360,592,631
2502. Due from Separate Account	106,109,330		106,109,330	108,073,079
2503. LOC collateral - Kubera	10,050,000		10,050,000	10,050,000
2598. Summary of remaining write-ins for Line 25 from overflow page	12,335		12,335	3,504,266
2599. Totals (Lines 2501 through 2503 plus 2598)(Line 25 above)	503,509,736		503,509,736	482,219,976

STATEMENT AS OF SEPTEMBER 30, 2024 OF THE FIDELITY & GUARANTY LIFE INSURANCE COMPANY

LIABILITIES, SURPLUS AND OTHER FUNDS

	1 Current Statement Date	2 December 31 Prior Year
1. Aggregate reserve for life contracts \$ 21,972,765,915 less \$ included in Line 6.3 (including \$ Modco Reserve)	21,972,765,915	17,993,510,432
2. Aggregate reserve for accident and health contracts (including \$ Modco Reserve)	1,981	1,981
3. Liability for deposit-type contracts (including \$ Modco Reserve).....	2,632,578,365	2,753,901,358
4. Contract claims:		
4.1 Life	45,395,355	42,343,226
4.2 Accident and health		
5. Policyholders' dividends/refunds to members \$ and coupons \$ due and unpaid		
6. Provision for policyholders' dividends, refunds to members and coupons payable in following calendar year - estimated amounts:		
6.1 Policyholders' dividends and refunds to members apportioned for payment (including \$ Modco)		
6.2 Policyholders' dividends and refunds to members not yet apportioned (including \$ Modco)		
6.3 Coupons and similar benefits (including \$ Modco)		
7. Amount provisionally held for deferred dividend policies not included in Line 6		
8. Premiums and annuity considerations for life and accident and health contracts received in advance less \$ discount; including \$ accident and health premiums	124,968	124,968
9. Contract liabilities not included elsewhere:		
9.1 Surrender values on canceled contracts		
9.2 Provision for experience rating refunds, including the liability of \$ accident and health experience rating refunds of which \$ is for medical loss ratio rebate per the Public Health Service Act		
9.3 Other amounts payable on reinsurance, including \$ 668 assumed and \$499,979,132 ceded	499,979,800	807,849,576
9.4 Interest Maintenance Reserve	115,539,237	125,170,503
10. Commissions to agents due or accrued-life and annuity contracts \$27,994,994 , accident and health \$ and deposit-type contract funds \$	27,994,994	18,033,430
11. Commissions and expense allowances payable on reinsurance assumed		
12. General expenses due or accrued	73,155,305	55,377,823
13. Transfers to Separate Accounts due or accrued (net) (including \$ accrued for expense allowances recognized in reserves, net of reinsured allowances)		
14. Taxes, licenses and fees due or accrued, excluding federal income taxes	6,084,062	7,738,850
15.1 Current federal and foreign income taxes, including \$ on realized capital gains (losses)	29,961,118	84,525,838
15.2 Net deferred tax liability		
16. Unearned investment income		
17. Amounts withheld or retained by reporting entity as agent or trustee	817,307	1,574,532
18. Amounts held for agents' account, including \$ agents' credit balances		
19. Remittances and items not allocated	322,972,553	285,373,293
20. Net adjustment in assets and liabilities due to foreign exchange rates		
21. Liability for benefits for employees and agents if not included above		
22. Borrowed money \$ and interest thereon \$		
23. Dividends to stockholders declared and unpaid		
24. Miscellaneous liabilities:		
24.01 Asset valuation reserve	1,359,486,128	997,895,097
24.02 Reinsurance in unauthorized and certified (\$) companies		321,235
24.03 Funds held under reinsurance treaties with unauthorized and certified (\$486,174,099) reinsurers	22,683,083,120	23,158,496,000
24.04 Payable to parent, subsidiaries and affiliates	43,008,698	48,519,083
24.05 Drafts outstanding		
24.06 Liability for amounts held under uninsured plans		
24.07 Funds held under coinsurance	2,346,211,838	590,800,360
24.08 Derivatives	980,594	
24.09 Payable for securities	389,300,816	20,213,858
24.10 Payable for securities lending		
24.11 Capital notes \$ and interest thereon \$		
25. Aggregate write-ins for liabilities	1,300,956,507	761,349,654
26. Total liabilities excluding Separate Accounts business (Lines 1 to 25)	53,850,398,661	47,753,121,097
27. From Separate Accounts Statement	8,341,000,769	6,603,037,666
28. Total liabilities (Lines 26 and 27)	62,191,399,430	54,356,158,763
29. Common capital stock	3,000,000	3,000,000
30. Preferred capital stock		
31. Aggregate write-ins for other than special surplus funds		
32. Surplus notes	225,000,000	225,000,000
33. Gross paid in and contributed surplus	2,148,811,290	2,148,811,290
34. Aggregate write-ins for special surplus funds	784,585,954	895,951,621
35. Unassigned funds (surplus)	(1,457,109,726)	(1,263,289,505)
36. Less treasury stock, at cost:		
36.1 shares common (value included in Line 29 \$)		
36.2 shares preferred (value included in Line 30 \$)		
37. Surplus (Total Lines 31+32+33+34+35-36) (including \$2,495,809,529 in Separate Accounts Statement)	1,701,287,518	2,006,473,406
38. Totals of Lines 29, 30 and 37	1,704,287,518	2,009,473,406
39. Totals of Lines 28 and 38 (Page 2, Line 28, Col. 3)	63,895,686,948	56,365,632,169
DETAILS OF WRITE-INS		
2501. Options collateral liabilities	1,129,621,198	586,431,198
2502. Retained asset account	64,168,538	80,848,022
2503. Agents' deferred compensation plan liability	53,441,839	49,041,575
2598. Summary of remaining write-ins for Line 25 from overflow page	53,724,932	45,028,859
2599. Totals (Lines 2501 through 2503 plus 2598)(Line 25 above)	1,300,956,507	761,349,654
3101.		
3102.		
3103.		
3198. Summary of remaining write-ins for Line 31 from overflow page		
3199. Totals (Lines 3101 through 3103 plus 3198)(Line 31 above)		
3401. Deferred reinsurance gain net of amortization	784,585,954	895,951,621
3402.		
3403.		
3498. Summary of remaining write-ins for Line 34 from overflow page		
3499. Totals (Lines 3401 through 3403 plus 3498)(Line 34 above)	784,585,954	895,951,621

SUMMARY OF OPERATIONS

	1 Current Year To Date	2 Prior Year To Date	3 Prior Year Ended December 31
1. Premiums and annuity considerations for life and accident and health contracts	6,370,894,199	6,046,240,764	2,263,748,624
2. Considerations for supplementary contracts with life contingencies	4,300,215	3,923,234	4,054,784
3. Net investment income	1,835,944,293	1,250,310,293	1,744,858,410
4. Amortization of Interest Maintenance Reserve (IMR)	9,424,279	(1,361,154)	963,597
5. Separate Accounts net gain from operations excluding unrealized gains or losses	(55,691,740)	(8,507,502)	(2,759,340)
6. Commissions and expense allowances on reinsurance ceded	351,934,012	237,602,805	570,197,962
7. Reserve adjustments on reinsurance ceded	752,784,644	(133,238,040)	1,459,442,300
8. Miscellaneous Income:			
8.1 Income from fees associated with investment management, administration and contract guarantees from Separate Accounts	5,383,305	3,052,176	4,464,553
8.2 Charges and fees for deposit-type contracts			
8.3 Aggregate write-ins for miscellaneous income	23,196,695	16,634,233	26,840,291
9. Totals (Lines 1 to 8.3)	9,298,169,902	7,414,656,809	6,071,811,181
10. Death benefits	46,960,113	34,307,203	55,890,834
11. Matured endowments (excluding guaranteed annual pure endowments)	51,578	23,968	24,088
12. Annuity benefits	328,519,426	316,365,644	421,524,645
13. Disability benefits and benefits under accident and health contracts	519,888	463,307	615,469
14. Coupons, guaranteed annual pure endowments and similar benefits			
15. Surrender benefits and withdrawals for life contracts	1,518,352,586	1,058,649,786	1,513,087,207
16. Group conversions			
17. Interest and adjustments on contract or deposit-type contract funds	89,663,561	65,967,108	88,167,536
18. Payments on supplementary contracts with life contingencies	8,070,499	9,205,248	11,938,852
19. Increase in aggregate reserves for life and accident and health contracts	3,979,255,483	3,331,243,278	451,445,073
20. Totals (Lines 10 to 19)	5,971,393,134	4,816,225,542	2,542,693,704
21. Commissions on premiums, annuity considerations, and deposit-type contract funds (direct business only)	835,909,571	605,974,321	844,585,072
22. Commissions and expense allowances on reinsurance assumed	1,312	1,594	1,696
23. General insurance expenses and fraternal expenses	359,620,124	309,574,248	437,578,209
24. Insurance taxes, licenses and fees, excluding federal income taxes	19,597,890	16,638,712	21,213,056
25. Increase in loading on deferred and uncollected premiums	(292,834)	291,779	(588,683)
26. Net transfers to or (from) Separate Accounts net of reinsurance	919,962,479	1,033,702,663	1,714,801,417
27. Aggregate write-ins for deductions	1,057,485,197	697,115,780	982,961,649
28. Totals (Lines 20 to 27)	9,163,676,873	7,479,524,639	6,543,246,120
29. Net gain from operations before dividends to policyholders and federal income taxes (Line 9 minus Line 28)	134,493,029	(64,867,830)	(471,434,939)
30. Dividends to policyholders and refunds to members			
31. Net gain from operations after dividends to policyholders, refunds to members and before federal income taxes (Line 29 minus Line 30)	134,493,029	(64,867,830)	(471,434,939)
32. Federal and foreign income taxes incurred (excluding tax on capital gains)	79,666,737	(23,602,705)	84,579,049
33. Net gain from operations after dividends to policyholders, refunds to members and federal income taxes and before realized capital gains or (losses) (Line 31 minus Line 32)	54,826,292	(41,265,125)	(556,013,988)
34. Net realized capital gains (losses) (excluding gains (losses) transferred to the IMR) less capital gains tax of \$	5,571,342 (excluding taxes of \$	(5,571,342)	
transferred to the IMR)	15,837,754	95,537,677	93,943,014
35. Net income (Line 33 plus Line 34)	70,664,046	54,272,552	(462,070,974)
CAPITAL AND SURPLUS ACCOUNT			
36. Capital and surplus, December 31, prior year	2,009,473,406	1,876,858,294	1,876,858,294
37. Net income (Line 35)	70,664,046	54,272,552	(462,070,974)
38. Change in net unrealized capital gains (losses) less capital gains tax of \$	223,092,191	(20,417,843)	157,863,127
39. Change in net unrealized foreign exchange capital gain (loss)	1,299,997	(1,929,210)	5,222,310
40. Change in net deferred income tax	129,184,604	40,108,462	134,557,849
41. Change in nonadmitted assets	(135,447,769)	(37,864,342)	(95,209,536)
42. Change in liability for reinsurance in unauthorized and certified companies	321,235	863,050	20,896,475
43. Change in reserve on account of change in valuation basis, (increase) or decrease			
44. Change in asset valuation reserve	(361,591,031)	(219,226,714)	(281,740,029)
45. Change in treasury stock			
46. Surplus (contributed to) withdrawn from Separate Accounts during period	(396,445,704)	(341,007,385)	(46,286,469)
47. Other changes in surplus in Separate Accounts Statement	405,014,339	344,074,067	49,789,822
48. Change in surplus notes			
49. Cumulative effect of changes in accounting principles			
50. Capital changes:			
50.1 Paid in			
50.2 Transferred from surplus (Stock Dividend)			
50.3 Transferred to surplus			
51. Surplus adjustment:			
51.1 Paid in		130,000,000	130,000,000
51.2 Transferred to capital (Stock Dividend)			
51.3 Transferred from capital			
51.4 Change in surplus as a result of reinsurance			
52. Dividends to stockholders			
53. Aggregate write-ins for gains and losses in surplus	(241,277,796)	(36,479,989)	519,592,537
54. Net change in capital and surplus for the year (Lines 37 through 53)	(305,185,888)	(87,607,352)	132,615,112
55. Capital and surplus, as of statement date (Lines 36 + 54)	1,704,287,518	1,789,250,942	2,009,473,406
DETAILS OF WRITE-INS			
08.301. Miscellaneous income	1,620,001	125,586	3,004,775
08.302. Miscellaneous income other CSV of COLI	18,745,440	15,318,744	21,790,875
08.303. Miscellaneous income unfunded commitment fee rebate	2,831,254	1,189,903	2,044,641
08.398. Summary of remaining write-ins for Line 8.3 from overflow page			
08.399. Totals (Lines 08.301 through 08.303 plus 08.398) (Line 8.3 above)	23,196,695	16,634,233	26,840,291
2701. Investment return transferred to reinsurer on funds held under reinsurance treaty	1,018,286,496	671,443,708	882,399,584
2702. Risk charge ceded	6,317,225	4,141,342	5,964,492
2703. Policy settlements	1,269,237	1,916,515	2,027,427
2798. Summary of remaining write-ins for Line 27 from overflow page	31,612,239	19,614,215	92,570,146
2799. Totals (Lines 2701 through 2703 plus 2798)(Line 27 above)	1,057,485,197	697,115,780	982,961,649
5301. Amortization of ceding commission	(111,365,667)	(83,723,852)	(115,647,056)
5302. Change in net unrealized capital (gains) losses from derivatives on reinsurance ceded	(129,912,129)	47,243,863	54,913,371
5303. Ceding commission on reinsurance transactions			580,326,222
5398. Summary of remaining write-ins for Line 53 from overflow page			
5399. Totals (Lines 5301 through 5303 plus 5398)(Line 53 above)	(241,277,796)	(36,479,989)	519,592,537

STATEMENT AS OF SEPTEMBER 30, 2024 OF THE FIDELITY & GUARANTY LIFE INSURANCE COMPANY

CASH FLOW

	1 Current Year To Date	2 Prior Year To Date	3 Prior Year Ended December 31
Cash from Operations			
1. Premiums collected net of reinsurance	6,106,476,634	5,910,589,755	6,648,842,077
2. Net investment income	1,804,881,253	1,457,098,177	2,018,008,163
3. Miscellaneous income	1,308,071,296	132,792,443	917,019,196
4. Total (Lines 1 to 3)	9,219,429,183	7,500,480,375	9,583,869,436
5. Benefit and loss related payments	2,255,214,837	1,283,832,648	1,237,996,643
6. Net transfers to Separate Accounts, Segregated Accounts and Protected Cell Accounts	919,962,479	1,033,702,663	1,261,176,587
7. Commissions, expenses paid and aggregate write-ins for deductions	2,259,166,383	1,872,507,712	3,101,718,757
8. Dividends paid to policyholders			
9. Federal and foreign income taxes paid (recovered) net of \$ tax on capital gains (losses)	13,582,897	12,466,354	(70,222,370)
10. Total (Lines 5 through 9)	5,447,926,596	4,202,509,377	5,530,669,617
11. Net cash from operations (Line 4 minus Line 10)	3,771,502,587	3,297,970,998	4,053,199,819
Cash from Investments			
12. Proceeds from investments sold, matured or repaid:			
12.1 Bonds	4,946,571,441	1,891,966,878	2,789,943,910
12.2 Stocks	456,270,880	306,237,655	507,111,340
12.3 Mortgage loans	54,335,845	2,713,109	51,069,639
12.4 Real estate			
12.5 Other invested assets	285,079,943	416,842,494	1,324,898,599
12.6 Net gains or (losses) on cash, cash equivalents and short-term investments		(4,893,805)	(2,971)
12.7 Miscellaneous proceeds	857,058,820	288,431,845	261,673,266
12.8 Total investment proceeds (Lines 12.1 to 12.7)	6,599,316,929	2,901,298,176	4,934,693,783
13. Cost of investments acquired (long-term only):			
13.1 Bonds	8,988,568,556	7,132,849,716	9,251,802,013
13.2 Stocks	543,885,832	712,908,784	942,858,402
13.3 Mortgage loans	44,005,221	81,968,028	106,836,118
13.4 Real estate			
13.5 Other invested assets	912,339,454	740,213,594	1,723,770,277
13.6 Miscellaneous applications	599,836,954	445,702,020	612,140,510
13.7 Total investments acquired (Lines 13.1 to 13.6)	11,088,636,017	9,113,642,142	12,637,407,320
14. Net increase (or decrease) in contract loans and premium notes	23,452,378	12,763,288	18,939,706
15. Net cash from investments (Line 12.8 minus Line 13.7 and Line 14)	(4,512,771,466)	(6,225,107,254)	(7,721,653,243)
Cash from Financing and Miscellaneous Sources			
16. Cash provided (applied):			
16.1 Surplus notes, capital notes			
16.2 Capital and paid in surplus, less treasury stock		130,000,000	130,000,000
16.3 Borrowed funds			
16.4 Net deposits on deposit-type contracts and other insurance liabilities	(209,300,202)	(63,469,998)	(78,987,541)
16.5 Dividends to stockholders			
16.6 Other cash provided (applied)	2,169,625,884	1,740,182,601	3,239,998,854
17. Net cash from financing and miscellaneous sources (Line 16.1 through Line 16.4 minus Line 16.5 plus Line 16.6)	1,960,325,682	1,806,712,603	3,291,011,313
RECONCILIATION OF CASH, CASH EQUIVALENTS AND SHORT-TERM INVESTMENTS			
18. Net change in cash, cash equivalents and short-term investments (Line 11, plus Lines 15 and 17)	1,219,056,803	(1,120,423,653)	(377,442,111)
19. Cash, cash equivalents and short-term investments:			
19.1 Beginning of year	1,697,551,338	2,074,993,449	2,074,993,449
19.2 End of period (Line 18 plus Line 19.1)	2,916,608,141	954,569,796	1,697,551,338

Note: Supplemental disclosures of cash flow information for non-cash transactions:

20.0001. Non-cash from operations:			
20.0002. Experience Rating Refund	289,322,050	136,951,068	559,864,665
20.0003. Distribution in excess of BV from OIA to Bonds		(4,009,026)	132,454
20.0004. Kubera ceded premium			3,543,227,507
20.0005. Corbeau ceded premium			78,309,241
20.0006. F&G Cayman Re ceded premium			17,988,053
20.0007. Non-cash from investments:			
20.0008. Bonds interest capitalization	9,045,234	9,186,277	12,192,313
20.0009. OIA payment in kind	21,602,137		
20.0010. Bonds and stocks acquired as a result of transfers with subsidiary			44,589,010

STATEMENT AS OF SEPTEMBER 30, 2024 OF THE FIDELITY & GUARANTY LIFE INSURANCE COMPANY

Note: Supplemental disclosures of cash flow information for non-cash transactions:

20.0011. Bonds and stocks disposed of as a result of transfers with subsidiary			(44,589,010)
20.0012. OIA acquired (disposed) of as a result of transfers to subsidiary	15,068,608		
20.0013. Bonds and stocks acquired (disposed of) as a result of transfers with parent	52,985,920		
20.0014. OIA acquired (disposed of) as a result of transfers with parent	(5,928,918)		
20.0015. Mortgages acquired (disposed of) as a result of transfers with parent	(130,224,421)		
20.0016. Bonds and stocks acquired (disposed of) as a result of transfers to affiliates			(1,486,188)
20.0017. OIA acquired (disposed of) as a result of transfers to affiliates			(83,714,341)
20.0018. Bonds and stocks acquired (disposed of) as a result of transfers – excluding Separate Accounts	245,922,112	153,564,139	184,567,275
20.0019. OIA acquired (disposed of) as a result of transfers – excluding Separate Accounts	(230,546,666)	(149,555,113)	(184,699,731)
20.0020. Mortgages acquired (disposed of) as a result of transfers – excluding Separate Accounts	(15,375,446)		(1)
20.0021. Bonds and stocks acquired (disposed of) as a result of transfers with Separate Accounts	(652,670,525)	(344,430,694)	(353,362,103)
20.0022. OIA acquired (disposed of) as a result of transfers with Separate Accounts	(155,946,643)	(6,041,446)	(40,411,739)
20.0023. Mortgages acquired (disposed of) as a result of transfers with Separate Accounts	130,224,421		
20.0024. Non-cash from other cash provided (applied):			
20.0025. Bond interest capitalization	(9,045,234)	(9,186,277)	(12,192,313)
20.0026. OIA payment in kind	(21,602,137)		
20.0027. OIA acquired (disposed of) as a result of transfers with subsidiary	(15,068,608)		
20.0028. Bonds and stocks acquired (disposed of) as a result of transfers with parent	(52,985,920)		
20.0029. OIA acquired (disposed of) as a result of transfers with parent	5,928,918		
20.0030. Asset transfer to affiliates			85,200,529
20.0031. Asset transfer to Separate Accounts	808,617,168	350,472,141	393,773,842
20.0032. Experience Rating Refund	(289,322,050)	(136,951,068)	(559,864,665)
20.0033. Kubera ceded premium			(3,543,227,507)
20.0034. Corbeau ceded premium			(78,309,241)
20.0035. F&G Cayman Re ceded premium			(17,988,053)

EXHIBIT 1

DIRECT PREMIUMS AND DEPOSIT-TYPE CONTRACTS

	1 Current Year To Date	2 Prior Year To Date	3 Prior Year Ended December 31
1. Individual life	597,563,492	516,739,465	698,624,848
2. Group life		(288)	(288)
3. Individual annuities	9,317,466,482	6,881,388,782	9,802,189,309
4. Group annuities	1,218,376,919	1,179,018,932	1,922,728,621
5. Accident & health			
6. Fraternal			
7. Other lines of business			
8. Subtotal (Lines 1 through 7)	11,133,406,893	8,577,146,891	12,423,542,490
9. Deposit-type contracts	2,404,352,410	873,059,301	1,258,597,193
10. Total (Lines 8 and 9)	13,537,759,303	9,450,206,192	13,682,139,683

NOTES TO FINANCIAL STATEMENTS

Fidelity & Guaranty Life Insurance Company ("FGLIC" or "the Company") is an Iowa domiciled life insurance company. The Company is a direct, wholly-owned subsidiary of Fidelity & Guaranty Life Holdings, Inc. ("FGLH"), a Delaware corporation, which is a direct, wholly-owned subsidiary of FGL US Holdings, Inc. ("FGL US"), a Delaware corporation, and wholly-owned subsidiary of CF Bermuda Holdings Limited ("CF Bermuda"), a Bermuda exempted company and wholly-owned direct subsidiary of F&G Annuities and Life, Inc. ("FGAL"), a Delaware corporation and, effective December 1, 2022, approximately 85% owned direct subsidiary of Fidelity National Financial, Inc. ("FNF"), a Delaware corporation. On December 1, 2022, FNF distributed, on a pro rata basis, approximately 15% of the common stock of FGAL.

Raven Reinsurance Company ("Raven Re") and Corbeau Re, Inc. ("Corbeau Re"), captive life insurers domiciled in the state of Vermont, and Fidelity & Guaranty Life Insurance Co. of NY ("FGLICNY"), a life insurer domiciled in the state of New York, and F&G Life Re Ltd. ("F&G Life Re"), a life insurer domiciled in Bermuda, are wholly owned subsidiaries of the Company.

1. Summary of Significant Accounting Policies and Going Concern

A. Accounting Practices

The financial statements of the Company are presented on the basis of accounting practices prescribed or permitted by the Iowa Department of Commerce, Insurance Division (the "Iowa Insurance Division" or "IID"). The IID recognizes only statutory accounting practices prescribed or permitted by the State of Iowa for determining and reporting the financial condition and results of operations of an insurance company and for determining its solvency under Iowa Insurance Law. The National Association of Insurance Commissioners' ("NAIC") Accounting Practices and Procedures Manual ("NAIC SAP") has been adopted as a component of prescribed or permitted practices by the State of Iowa.

The Company has elected to use the alternative accounting practices prescribed by Iowa Administrative Code ("IAC") 191 Chapter 97, *"Accounting for Certain Derivative Instruments Used to Hedge the Growth in Interest Credited for Indexed Insurance Products and Accounting for the Indexed Insurance Products Reserve"*, for its fixed indexed annuities ("FIA") products and indexed universal life ("IUL") products. Under this prescribed accounting practice, the call option derivative instruments that hedge the growth in interest credited on FIA and IUL products are accounted for at amortized cost with the corresponding amortization recorded as a decrease to net investment income and FIA reserves are calculated based on Standard Valuation Law and Actuarial Guideline XXXV which assumes the market value of the call options associated with the current index term is zero regardless of the observable market value for such options.

Based on a permitted practice received from the IID, the Company carries one of its limited partnership interests which qualifies for accounting under SSAP No. 48, *"Investments in Joint Ventures, Partnerships and Limited Liability Companies"*, on a net asset value per share basis. This is a departure from SSAP No. 48 which requires such investments to be carried based on the investees underlying U.S. GAAP equity (prior to any impairment considerations). The financial statements of Raven Re and Corbeau Re include certain permitted practices approved by the Vermont Department of Financial Regulation. Without these permitted practices, the Company's carry value of Raven Re and Corbeau Re would be \$0.

NOTES TO FINANCIAL STATEMENTS

A reconciliation of the Company's net income and capital and surplus between NAIC SAP and practices prescribed and permitted by the Iowa Insurance Division is shown below:

	SSAP #	F/S Page	F/S Line #	September 30, 2024	December 31, 2023
NET INCOME (LOSS)					
(1) FIDELITY & GUARANTY LIFE INSURANCE COMPANY state basis (Page 4, Line 35, Columns 1 & 3)	XXX	XXX	XXX	\$ 70,664,046	\$ (462,070,974)
(2) State Prescribed Practices that are an increase/(decrease) from NAIC SAP:					
Net investment income - Derivatives - 191 IAC 97	86	4	3, 27	(77,600,367)	(62,096,337)
Change in Indexed Annuity reserves - 191 IAC 97	51R	4	19	354,415,839	210,403,255
Tax impact - 191 IAC 97	101	4	32	—	27,666,996
Net Impact of 191 IAC 97				276,815,472	175,973,914
(3) State Permitted Practices that are an increase/(decrease) from NAIC SAP:					
Net investment income - limited partnership reporting at net asset value	48	4	3	3,731,066	5,006,349
Tax impact	101	4	32	—	(1,051,333)
Net Impact of Permitted Practices				3,731,066	3,955,016
(4) NAIC SAP (1 - 2 - 3 = 4)	XXX	XXX	XXX	\$ (209,882,492)	\$ (641,999,904)
SURPLUS					
(5) FIDELITY & GUARANTY LIFE INSURANCE COMPANY state basis (Page 3, Line 38, Columns 1 & 2)	XXX	XXX	XXX	\$ 1,704,287,518	\$ 2,009,473,406
(6) State Prescribed Practices that are an increase/(decrease) from NAIC SAP:					
Derivative Instruments - 191 IAC 97	86	2, 3	7, 24.3	(799,288,775)	(442,211,515)
Reserves for Indexed Annuities - 191 IAC 97	51R	3	1	618,190,587	263,774,748
Asset Valuation Reserve - 191 IAC 97	86	3	24.01	—	106,302
Tax impact - 191 IAC 97	101	2	18.2	38,030,619	45,338,581
Total Net Impact of 191 IAC 97				(143,067,569)	(132,991,884)
(7) State Permitted Practices that are an increase/(decrease) from NAIC SAP:					
Net investment income - limited partnership reporting at net asset value	48	2	8	24,678,645	20,758,129
Tax impact	101	2	18.2	(5,182,515)	(4,359,207)
Raven Re and Corbeau Re valuation	97	2	2.2	294,314,799	310,602,895
Net Impact of Permitted Practices				313,810,929	327,001,817
(8) NAIC SAP (5 - 6 - 7 = 8)	XXX	XXX	XXX	\$ 1,533,544,158	\$ 1,815,463,473

C. Accounting Policy

- (2) Bonds and other short term investments not backed by other loans are carried at amortized cost using the scientific interest method, except for bonds deemed to be other-than-temporarily impaired ("OTTI") that are written down to estimated fair value and those bonds rated NAIC 6 which are carried at the lower of amortized cost or fair value. The Company holds SVO-Identified exempt money market mutual funds which are reported at fair value on Schedule E, Part 2, as cash equivalents.
- (6) Loan-backed and structured securities are stated at either amortized cost or, for those securities rated NAIC 6, the lower of amortized cost or fair value. Changes to the estimated cash flows on these securities are accounted for retrospectively for securities that are highly rated at the time of purchase. The prospective method is used for those securities where an other-than-temporary impairment has been taken or securities not highly rated at the time of purchase. Loan-backed and structured securities that are deemed to be other-than-temporarily impaired are written down through the statement of operations to fair value or to the amount of the discounted estimated future cash flows. See Note 5D (5) for the circumstances that result in the recognition of an other-than-temporary impairment loss.

D. Going Concern

There is no substantial doubt regarding the Company's ability to continue as going concern.

No other significant changes

2. Accounting Changes and Corrections of Errors - No Significant Change
3. Business Combinations and Goodwill - No Significant Change
4. Discontinued Operations - No Significant Change
5. Investments

D. Loan-Backed and Structured Securities

- (1) Prepayment assumptions for single class and multi-class mortgage-backed and asset-backed securities were obtained from dealer survey values and are consistent with the current interest rate and economic environment.
- (2) During third quarter 2024, the Company did not recognize other-than temporary impairments related to an intent to sell and/or lack of intent to retain the loan-backed or structured securities.

NOTES TO FINANCIAL STATEMENTS

	(1)	(2)		(3)
	Amortized Cost Basis Before Other-than-Temporary Impairment	Other-than-Temporary Impairment Recognized in Loss		Fair Value 1 - (2a+2b)
		(2a) Interest	(2b) Non-interest	
OTTI recognized 1st Quarter				
a. Intent to sell	\$ 4,119,896	\$ 1,166,203	\$ —	\$ 2,953,693
b. Inability or lack of intent to retain the investment in the security for a period of time sufficient to recover the amortized cost basis	—	—	—	—
c. Total 1st Quarter (a+b)	\$ 4,119,896	\$ 1,166,203	\$ —	\$ 2,953,693
OTTI recognized 2nd Quarter				
d. Intent to sell	\$ —	\$ —	\$ —	\$ —
e. Inability or lack of intent to retain the investment in the security for a period of time sufficient to recover the amortized cost basis	—	—	—	—
f. Total 2nd Quarter (d+e)	\$ —	\$ —	\$ —	\$ —
OTTI recognized 3rd Quarter				
g. Intent to sell	\$ —	\$ —	\$ —	\$ —
h. Inability or lack of intent to retain the investment in the security for a period of time sufficient to recover the amortized cost basis	—	—	—	—
i. Total 3rd Quarter (g+h)	\$ —	\$ —	\$ —	\$ —
Annual Aggregate Total		\$ 1,166,203	\$ —	

- (3) For the nine months ended September 30, 2024, the Company did recognize other-than-temporary impairments where the present value of cash flows expected to be collected was less than the amortized cost basis of the securities.

CUSIP	Book/Adjusted Carrying Value Amortized Cost Before Current Period OTTI	Present Value Projected Cash Flows	Recognized Other-Than-Temporary Impairment	Amortized Cost After Other-Than-Temporary Impairment	Fair Value at Time of OTTI	Date of Financial Statement Where Reported
17320QAN9	\$ 80,675,746	\$ 80,518,814	\$ 156,932	\$ 80,518,814	\$ 72,772,681	3/31/2024
92538XAG0	\$ 4,475,902	\$ 4,410,478	\$ 65,423	\$ 4,410,478	\$ 5,086,757	3/31/2024
43289VAS2	\$ 12,150,424	\$ 11,786,345	\$ 364,079	\$ 11,786,345	\$ 545,064	3/31/2024
92538XAH8	\$ 2,536,051	\$ 2,338,903	\$ 197,148	\$ 2,338,903	\$ 2,174,126	3/31/2024
28852FAA4	\$ 5,679,150	\$ 5,582,200	\$ 96,950	\$ 5,582,200	\$ 5,582,979	3/31/2024
17320QAN9	\$ 80,602,915	\$ 80,313,352	\$ 289,563	\$ 80,313,352	\$ 72,925,900	6/30/2024
43289VAS2	\$ 12,604,251	\$ 1,079,123	\$ 11,525,127	\$ 1,079,123	\$ 1,079,559	6/30/2024
92538XAH8	\$ 2,254,682	\$ 2,158,912	\$ 95,769	\$ 2,158,912	\$ 2,162,135	6/30/2024
12515AAN0	\$ 10,839,470	\$ 5,765,760	\$ 5,073,710	\$ 5,765,760	\$ 5,759,996	6/30/2024
43289VAQ6	\$ 4,992,812	\$ 700,000	\$ 4,292,812	\$ 700,000	\$ 700,000	6/30/2024
46644YAE0	\$ 302,045	\$ 169,920	\$ 132,125	\$ 169,920	\$ 169,904	6/30/2024
98162JAN6	\$ 6,658,600	\$ 3,338,175	\$ 3,320,426	\$ 3,338,175	\$ 1,800,351	6/30/2024
98162JAQ9	\$ 132,122	\$ 65,506	\$ 66,616	\$ 65,506	\$ 30,800	6/30/2024
28852FAA4	\$ 6,448,126	\$ 5,190,800	\$ 1,257,326	\$ 5,190,800	\$ 5,190,686	6/30/2024
43289VAQ6	\$ 700,000	\$ 595,500	\$ 104,500	\$ 595,500	\$ 595,717	9/30/2024
98162JAN6	\$ 3,287,973	\$ 2,263,946	\$ 1,024,027	\$ 2,263,946	\$ 1,277,603	9/30/2024
98162JAQ9	\$ 63,897	\$ 41,934	\$ 21,963	\$ 41,934	\$ 23,728	9/30/2024
761118VY1	\$ 885,697	\$ 831,121	\$ 54,576	\$ 831,121	\$ 729,670	9/30/2024
026932AC7	\$ 1,043,766	\$ 964,048	\$ 79,718	\$ 964,048	\$ 851,690	9/30/2024
Totals	XXX	XXX	\$ 28,218,790	XXX	XXX	XXX

- (4) The following table presents the unrealized loss aging for the Company's investments in loan-backed and structured securities at September 30, 2024 by length of time the security was in a continuous unrealized loss position.

a) The aggregate amount of unrealized losses:	
1. Less than 12 Months	\$ 23,713,891
2. 12 Months or Longer	\$ 455,950,752

NOTES TO FINANCIAL STATEMENTS

b) The aggregate related fair value of securities with unrealized losses:

1. Less than 12 Months	\$ 989,870,860
2. 12 Months or Longer	\$ 5,397,658,877

(5) If the fair value of a loan-backed or structured security is less than its amortized cost basis at the balance sheet date, the Company determines whether the following circumstances exist and, if so, recognizes an- other-than-temporary impairment loss:

- If the Company intends to sell the security or does not have the intent and ability to retain the security until its amortized cost is recovered, the security is other-than-temporarily impaired. A realized loss is recognized for the entire difference between the security's amortized cost and its fair value at the balance-sheet date.
- If the Company does not expect to recover the entire amortized cost from the present value of the security's future cash flows, it cannot assert it has the ability to recover the security's amortized cost even though it has no intent to sell and has the intent and ability to retain. The security is therefore other-than-temporarily impaired. A realized loss is recognized for the non-interest-related decline, which is the difference between the security's amortized cost and the present value of cash flows expected to be collected.

E. Dollar Repurchase Agreements and/or Securities Lending Transactions

The Company did not have any dollar repurchase agreements and/or securities lending transactions as of September 30, 2024.

F. Repurchase Agreements Transactions Accounted for as Secured Borrowing

The Company did not have any repurchase agreements accounted for as secured borrowing as of September 30, 2024.

G. Reverse Repurchase Agreements Transactions Accounted for as Secured Borrowing

The Company did not have any reverse repurchase agreements accounted for as secured borrowing as of September 30, 2024.

H. Repurchase Agreements Transactions Accounted for as a Sale

The Company did not have any repurchase agreements transactions accounted for as a sale as of September 30, 2024.

I. Reverse Repurchase Agreements Transactions Accounted for as a Sale

The Company did not have any reverse repurchase agreements transactions accounted for as a sale as of September 30, 2024.

M. Working Capital Finance Investments

The Company did not have any working capital finance investments as of September 30, 2024.

N. Offsetting and Netting of Assets and Liabilities

The Company did not have any offsetting and netting of assets and liabilities as of September 30, 2024.

R. Share of Cash Pool by Asset Type

The Company did not have a share of cash pool by asset type as of September 30, 2024.

No other significant changes

6. Joint Ventures, Partnerships and Limited Liability Companies - No Significant Change

7. Investment Income - No Significant Change

8. Derivative Instruments

A(8) Non-discounted total premium and premium cost - Not Applicable

B(2) Recognition of gains/losses and deferred assets and liabilities - Not Applicable

No other significant changes

9. Income Taxes - No Significant Change

NOTES TO FINANCIAL STATEMENTS

10. Information Concerning Parent, Subsidiaries, Affiliates and Other Related Parties

C. Transactions with related party who are not reported on Schedule Y

(1) Detail of Material Related Party Transactions

Ref #	Date of Transaction	Name of Related Party	Nature of Relationship	Type of Transaction	Written Agreement (Yes/No)	Due Date	Reporting Period Date Amount Due From (To)
1	7/01/24	Blackstone Cooper Asset Holdco L.L.C.	Limited Partner with non-voting interest greater than 10%	Exchange of assets or liabilities	Yes	N/A	

(2) Detail of Material Related Party Transactions Involving Services - None

(3) Detail of Material Related Party Transactions Involving Exchange of Assets and Liabilities

a. Description of Transaction

Ref #	Name of Related Party	Overview Description	Have Terms Changed from Preceding Period?
1	Blackstone Cooper Asset Holdco L.L.C.	Purchase	No

b. Assets Received

Ref #	Name of Related Party	Description of Assets Received	Statement Value of Assets Received*
1	Blackstone Cooper Asset Holdco L.L.C.	Limited Partnership Interest	\$ 487,179,153
Total			\$ 487,179,153

c. Assets Transferred

Ref #	Name of Related Party	Description of Assets Transferred	Statement Value of Assets Transferred*
1	Blackstone Cooper Asset Holdco L.L.C.	Limited Partnership Interest	\$ 487,179,153
Total			\$ 487,179,153

(4) Detail of Amounts Owed To/From a Related Party - None

D. Amounts due to or from related parties

At September 30, 2024, the Company has the following amounts due to or from related parties:

Amount due (to) from	Related Party	Relationship to Company
\$ (42,998,698)	Fidelity & Guaranty Life Business Services, Inc. ("FGLBS")	Affiliate
\$ 93,393	FGLICNY	Wholly-owned Subsidiary
\$ (10,000)	Peak Altitude, LLC	Affiliate
\$ 205,236	Fidelity & Guaranty Securities LLC	Wholly-owned Subsidiary
\$ 130,636	FGAL	Upstream Indirect Parent

The terms of the settlement of the current balances require that the amounts be settled within 30 days, except where settlement terms are otherwise stated with a different payment period.

Additionally, the Company had income tax receivable balances of \$3,122,882, \$3,154,932 and \$1,290,646 due from F&G Life Re, Raven Re and FGLICNY, respectively, as well as an income tax payable balance of \$31,794,578 due to Corbeau Re at September 30, 2024.

O. SCA Loss Tracking

1	2	3	4	5	6	7
Entity	Debt Instrument	Reporting Entity's Share of Net Income (Loss)	Accumulated Share of Net Income (Losses)	Reporting Entity's Share of Equity, Including Negative Equity	Guaranteed Obligation/ Commitment for Financial Support (Yes/ No)	Amount of the Recognized Guarantee Under SSAP No. 5R
Sage TOPCO LP	Sage Sub LLC Class C	\$ (10,828,199)	\$ (1,185,223)	\$ (1,185,223)	No	N/A
Sage 2 TOPCO LP	Sage 2 Sub LLC Class C	(8,718,216)	1,238,966	1,238,966	No	N/A
RENOVATE TOPCO A LP	Renovate Funding I LLC	(2,301,572)	(2,178,470)	(2,178,470)	No	N/A
RENOVATE TOPCO A LP	Renovate Funding II LLC	(2,895,778)	(2,420,269)	(2,420,269)	No	N/A
RENOVATE TOPCO A LP	Renovate Funding III LLC	(2,442,357)	(2,041,303)	(2,041,303)	No	N/A

The losses reported in Column 4 above have impacted other investments owned by the Company. These losses in excess of the limited partnership's carrying value have been applied to reduce the carrying value of the most subordinated debt tranche investments related to the equity interest as disclosed in the table above.

NOTES TO FINANCIAL STATEMENTS

No other significant changes

11. Debt

B. FHLB (Federal Home Loan Bank) Agreements

1) The Company is a member of the Federal Home Loan Bank of Atlanta (the "FHLB"). Through its membership, the Company issues funding agreements to the FHLB in exchange for cash advances. The Company uses these funds in an investment spread strategy, consistent with its other investment spread operations and; therefore, accounts for these funds in accordance with SSAP No. 52, "Deposit-Type Contracts", which is consistent with the Company's other deposit-type contracts. The Company did not use these funds for its general operations. Any funds obtained in the future and used in the Company's general operations would be accounted for in accordance with SSAP No. 15, "Debt and Holding Company Obligations". The FHLB determines the credit limit of a borrower, in its sole and absolute discretion, by evaluating a wide variety of factors, including, but not limited to, the borrower's overall creditworthiness and collateral management practices. The Company's maximum borrowing capacity was \$6,103,786,300 as of September 30, 2024.

2) FHLB capital stock

a. Aggregate totals

1. Current year

	1 Total 2 + 3	2 General Account	3 Separate Accounts
(a) Membership Stock – Class A	\$ —	\$ —	\$ —
(b) Membership Stock – Class B	18,000,000	18,000,000	—
(c) Activity Stock	135,001,000	135,001,000	—
(d) Excess Stock	—	—	—
(e) Aggregate Total (a+b+c+d)	153,001,000	153,001,000	—
(f) Actual or estimated Borrowing Capacity as Determined by the Insurer	\$ 6,103,786,300	\$ 6,103,786,300	\$ —

2. Prior year-end

	1 Total 2 + 3	2 General Account	3 Separate Accounts
(a) Membership Stock – Class A	\$ —	\$ —	\$ —
(b) Membership Stock – Class B	18,000,000	18,000,000	—
(c) Activity Stock	120,074,100	120,074,100	—
(d) Excess Stock	—	—	—
(e) Aggregate Total (a+b+c+d)	138,074,100	138,074,100	—
(f) Actual or estimated Borrowing Capacity as Determined by the Insurer	\$ 5,307,086,000	\$ 5,307,086,000	\$ —

11B(2)a1(f) should be equal to or greater than 11B(4)a1(d)

11B(2)a2(f) should be equal to or greater than 11B(4)a2(d)

b. Membership stock (Class A and B) Eligible and not Eligible for Redemption

Membership Stock	Current Year Total	Not Eligible for Redemption	Eligible for Redemption			
			Less Than 6 Months	6 Months to Less than 1 Year	1 to Less than 3 Years	3 to 5 Years
1. Class A						
2. Class B	\$ 18,000,000	\$ 18,000,000				

11B(2)b1 Current Year Total (Column 1) should be equal to 11B(2)a1(a) Total (Column 1)

11B(2)b2 Current Year Total (Column 1) should be equal to 11B(2)a1(b) Total (Column 1)

3) Collateral pledged to FHLB

a. Amount pledged as of reporting date

	Fair Value	Carrying Value	Aggregate Total Borrowing
1. Current Year Total General and Separate Accounts	\$ 4,545,913,949	\$ 4,966,766,978	\$ 2,842,125,000
2. Current Year General Account	—	—	—
3. Current Year Separate Accounts	4,545,913,949	4,966,766,978	2,842,125,000
4. Prior Year-end Total General and Separate Accounts	\$ 3,871,513,723	\$ 4,313,340,812	\$ 2,527,875,000

11B(3)a1 (Columns 1, 2 and 3) should be equal to or less than 11B(3)b1 Total (Columns 1, 2 and 3 respectively)

11B(3)a2 (Columns 1, 2 and 3) should be equal to or less than 11B(3)b2 Total (Columns 1, 2 and 3 respectively)

11B(3)a3 (Columns 1, 2 and 3) should be equal to or less than 11B(3)b3 Total (Columns 1, 2 and 3 respectively)

11B(3)a4 (Columns 1, 2 and 3) should be equal to or less than 11B(3)b4 Total (Columns 1, 2 and 3 respectively)

NOTES TO FINANCIAL STATEMENTS

b. Maximum amount pledged during reporting period

	Fair Value	Carrying Value	Amount Borrowed at Time of Maximum Collateral
1. Current Year Total General and Separate Accounts	\$ 4,545,913,949	\$ 4,966,766,978	\$ 2,842,125,000
2. Current Year General Account	—	—	—
3. Current Year Separate Account	4,545,913,949	4,966,766,978	2,842,125,000
4. Prior year-end total General and Separate Accounts	\$ 3,871,513,723	\$ 4,392,443,158	\$ 2,527,875,000

4) Borrowing from FHLB

a. Amount as of the reporting date

1. Current year

	1 Total 2+3	2 General Account	3 Separate Account	4 Funding Agreements Reserves Established
(a) Debt	\$ —	\$ —	\$ —	XXX
(b) Funding Agreements	2,842,125,000	—	2,842,125,000	2,834,959,304
(c) Other	—	—	—	XXX
(d) Aggregate Total (a+b+c)	<u>\$ 2,842,125,000</u>	<u>\$ —</u>	<u>\$ 2,842,125,000</u>	<u>\$ 2,834,959,304</u>

2. Prior year-end

	1 Total 2+3	2 General Account	3 Separate Account	4 Funding Agreements Reserves Established
(a) Debt	\$ —	\$ —	\$ —	XXX
(b) Funding Agreements	2,527,875,000	—	2,527,875,000	2,506,943,586
(c) Other	—	—	—	XXX
(d) Aggregate Total (a+b+c)	<u>\$ 2,527,875,000</u>	<u>\$ —</u>	<u>\$ 2,527,875,000</u>	<u>\$ 2,506,943,586</u>

b. Maximum amount during reporting period (Current year)

	1 Total 2+3	2 General Account	3 Separate Accounts
1. Debt	\$ —	\$ —	\$ —
2. Funding Agreements	2,842,125,000	—	2,842,125,000
3. Other	—	—	—
4. Aggregate Total	<u>\$ 2,842,125,000</u>	<u>\$ —</u>	<u>\$ 2,842,125,000</u>

11B(4)b4 (Columns 1, 2 and 3) should be equal to or greater than 11B(4)a1(d) (Columns 1, 2 and 3 respectively)

c. FHLB - Prepayment obligations

	Does the company have prepayment obligations under the following arrangements (YES/NO)?
1. Debt	NO
2. Funding Agreements	NO
3. Other	NO

Note: Fair values of collateral pledged as determined by the FHLB.

No other significant changes

12. Retirement Plans, Deferred Compensation, Postemployment Benefits and Compensated Absences and Other Postretirement Benefit Plans

A. Defined Benefit Plan

Neither the Company nor FGLBS provide for a defined benefit pension plan or other postretirement benefits to its employees and accordingly the financial statements of the Company do not reflect any provision for such costs for the period ended September 30, 2024.

No other significant changes

13. Capital and Surplus, Dividend Restrictions and Quasi-Reorganizations - No Significant Change

NOTES TO FINANCIAL STATEMENTS

14. Liabilities, Contingencies and Assessments

A. Contingent Commitments

(1) Unfunded Commitments

As of September 30, 2024, the Company had unfunded commitments to invest in certain limited partnerships and Low Income Housing Tax Credit ("LIHTC") investments. These commitments for future funding are based upon the timing of when investments are executed compared to when the actual investments are funded, as some investments require that funding occur over a period of months or years. A summary of unfunded commitments by Other Invested Asset category is included below:

	September 30, 2024
Partnership interest with underlying characteristics of:	
Common stock - Unaffiliated	\$ 1,542,350,784
Common stock - Affiliated	4,249,000
Fixed income - Unaffiliated	9,132,056
Mortgage loans - Unaffiliated	—
Real estate - Unaffiliated	407,395,836
Real estate - Affiliated	—
Federal Low Income Housing Tax Credit - Unaffiliated	111,153,007
Total unfunded commitments	<u>\$ 2,074,280,683</u>

Total unfunded commitments include \$579,082,438 related to the Company's reinsurance treaties on a funds withheld coinsurance basis.

No other significant changes

15. Leases - No Significant Change

16. Information About Financial Instruments with Off-Balance Sheet Risk and Financial Instruments With Concentrations of Credit Risk - No Significant Change

17. Sale, Transfer and Servicing of Financial Assets and Extinguishments of Liabilities

B. Transfer and Servicing of Financial Assets

The Company did not have any transfer and servicing of financial assets as of September 30, 2024.

C. Wash Sales

The Company did not have any wash sales as of September 30, 2024.

No other significant changes

18. Gain or Loss to the Reporting Entity from Uninsured Plans and the Uninsured Portion of Partially Insured Plans - No Significant Change

19. Direct Premium Written/Produced by Managing General Agents/Third Party Administrators - No Significant Change

20. Fair Value Measurements

A. The Company's measurement of fair value is based on assumptions used by market participants in pricing the asset or liability, which may include inherent risk, restrictions on the sale or use of an asset or non-performance risk, which may include the Company's own credit risk. The Company's estimate of an exchange price is the price in an orderly transaction between market participants to sell the asset or transfer the liability ("exit price") in the principal market, or the most advantageous market in the absence of a principal market, for that asset or liability, as opposed to the price that would be paid to acquire the asset or receive a liability ("entry price").

NOTES TO FINANCIAL STATEMENTS

(1) Fair Value Measurements at September 30, 2024:

(1) Description	(2) (Level 1)	(3) (Level 2)	(4) (Level 3)	(5) Net Asset Value (NAV)	(6) Total
Assets at fair value:					
Bonds	\$ —	\$ 2,893,757	\$ —	\$ —	\$ 2,893,757
Preferred stocks	127,512,195	93,736,077	7,275,000	18,585,956	247,109,228
Common stocks - unaffiliated	79,576,422	153,001,000	—	58,912,125	291,489,547
Other invested assets	—	6,919,500	6,862,279	—	13,781,779
Derivative instruments:					
Equity Options	—	1,386,251	—	—	1,386,251
Foreign exchange swaps/forwards	—	79,574	—	—	79,574
Cash equivalents - assets	480,204,497	—	—	—	480,204,497
Futures (Due from Futures Brokers)	136,990	—	—	—	136,990
Separate Account Assets	—	40,578,600	—	—	40,578,600
Total assets at fair value	<u>\$ 687,430,104</u>	<u>\$ 298,594,759</u>	<u>\$ 14,137,279</u>	<u>\$ 77,498,081</u>	<u>\$ 1,077,660,223</u>

(2) Fair Value Measurements in Level 3 of the Fair Value Hierarchy

Description	June 30, 2024	Transfers into Level 3	Transfers out of Level 3	Total gains (losses) included in Net Income	Total gains (losses) included in Surplus	Purchase	Sales	Settlements	Balance at September 30, 2024
Assets:									
Other invested assets	\$ 6,276,617	\$ —	\$ —	\$ —	\$ 181,135	\$ 124,439	\$ —	\$ 280,087	\$ 6,862,278
Preferred stocks	7,200,000	—	—	—	75,000	—	—	—	\$ 7,275,000
Total Assets	<u>\$13,476,617</u>	<u>\$ —</u>	<u>\$ —</u>	<u>\$ —</u>	<u>\$ 256,135</u>	<u>\$ 124,439</u>	<u>\$ —</u>	<u>\$ 280,087</u>	<u>\$14,137,278</u>

(3) The Company's policy is to recognize transfers in and transfers out of the fair value hierarchy levels as of the beginning of the year of the event or change in circumstances that caused the transfer.

(4) Valuation techniques and inputs used in Fair Value Measurements for Level 2:

Bonds and preferred stocks: Fair values for bonds and preferred stocks are based on valuations obtained from an independent pricing service or broker quotes. The independent pricing service's valuations are based on market data and utilize pricing models that vary by asset class and incorporate available trade, bid and other market information and, for structured securities, cash flow and loan performance data when available. The primary inputs are observable and include benchmark yields, reported trades, broker/dealer quotes, issuer spread, two-sided markets, benchmark securities, bids, offers and reference data including market research publications. The independent pricing service also evaluates new issue data, monthly payment information and collateral performance. The independent pricing service uses spreads and other information solicited from Wall Street buy and sell side sources, including primary and secondary dealers, portfolio managers and research analysts. The Company uses the valuations provided by the independent pricing service as the estimated fair value of the security when available. The valuations for bonds and the majority of preferred stocks are based on pricing models for which the primary inputs are observable and, therefore, the investments are classified as Level 2.

Certain preferred stock investments are measured at fair value for which NAV is used as a practical expedient of fair value.

Common stocks - unaffiliated: Based upon the level of transactions with the FHLB, the Company is required to maintain an investment in FHLB common stock. The fair value of the FHLB common stock is set equal to its cost, which represents the price at which the FHLB will repurchase the stock.

Other invested assets: Fair values for the Company's investments in preferred interests classified as Level 2 are determined in the same manner as bonds and preferred stocks described above.

Derivative instruments: Fair values of foreign exchange swaps/forwards represent the cumulative net unrealized gains or losses. The fair value of call option assets is based upon valuation pricing models, which represents what the Company would expect to receive or pay at the balance sheet date if it canceled the options, entered into offsetting positions, or exercised the options. Fair value for these instruments is determined internally, based on valuation pricing models which use market-observable inputs, including interest rates, yield curve volatilities, and other factors, and therefore the assets are classified as Level 2. Credit risk related to the counterparty is considered when estimating the fair values of these derivatives.

Valuation techniques and inputs used in Fair Value Measurements for Level 3:

In certain cases, the inputs used to measure fair value may fall into different levels of the fair value hierarchy. In such cases, an investment's level within the fair value hierarchy is based on the lower level of input that is significant to the fair value measurement. The Company's assessment of the significance of a particular input to the fair value measurement in its entirety requires judgment and considers factors specific to the investment.

When a determination is made to classify an asset or liability within Level 3 of the fair value hierarchy, the determination is based upon the significance of the unobservable inputs to the overall fair value measurement.

NOTES TO FINANCIAL STATEMENTS

Because certain securities trade in less liquid or illiquid markets with limited or no pricing information, the determination of fair value for these securities is inherently more difficult. However, Level 3 fair value investments may include, in addition to the unobservable or Level 3 inputs, observable components, which are components that are actively quoted or can be validated to market-based sources.

Other invested assets: Fair values for the Company's investments in preferred interests are determined using a discounted cash flow method based on yields for comparable securities, maturity and future income.

Preferred stocks: If the independent pricing service is not able to provide a valuation, the Company obtains a broker quote and uses the broker quote as an estimate of fair value.

B. Other Fair Value Measurements - Not Applicable

C. Aggregate Fair Value for all financial instruments at September 30, 2024:

Type of Financial Instruments	Aggregate Fair Value	Admitted Asset	(Level 1)	(Level 2)	(Level 3)	Net Asset Value (NAV)	Not Practicable (Carrying Value)
Assets:							
Bonds	\$39,531,671,424	\$40,778,358,642	\$ 85,061,359	\$ 29,489,829,098	\$9,956,780,966	\$ —	\$ —
Preferred stocks	257,609,229	257,609,229	127,512,195	100,736,077	10,775,000	18,585,956	—
Common stocks - unaffiliated	291,489,547	291,489,547	79,576,422	153,001,000	—	58,912,125	—
Mortgage loans	395,431,275	411,839,038	—	—	395,431,275	—	—
Derivative instruments	1,398,039,055	454,841,315	136,990	1,397,902,065	—	—	—
Surplus debentures	525,719,675	591,463,397	—	473,578,162	52,141,513	—	—
Other invested assets	3,270,221,322	3,247,694,151	—	174,095,396	23,754,759	3,072,371,168	—
Policy loans	93,253,164	93,253,164	—	—	93,253,164	—	—
Short term bonds	155,600,913	155,154,095	—	—	155,600,913	—	—
Cash	2,281,249,549	2,281,249,549	2,281,249,549	—	—	—	—
Cash equivalents	480,204,497	480,204,497	480,204,497	—	—	—	—
FHLB Separate Account	3,728,550,708	4,051,779,657	171,806,811	2,000,075,724	1,556,668,173	—	—
FGL PRT Separate Account	5,334,097,850	5,440,929,235	785,808,124	3,067,271,919	1,174,610,293	306,407,514	—
FGL RILA Separate Account	1,135,190	1,135,190	1,135,190	—	—	—	—
Liabilities:							
Deposit-type contracts-General Account: Payout annuities without life contingency	\$ 169,288,885	\$ 179,609,593	\$ —	\$ —	\$ 169,288,885	\$ —	\$ —
Deposit-type contracts-General Account: PRT without life contingency	91,849	95,623	—	—	91,849	—	—
Deposit-type contracts-General Account: Funding agreement backed notes	2,309,189,384	2,448,422,334	—	—	2,309,189,384	—	—
Deposit-type contracts-Separate Account: FHLB Separate Account	2,755,320,084	2,834,959,304	—	—	2,755,320,084	—	—
Deposit-type contracts-PRT Separate Account without life contingency	4,466,280	4,544,472	—	—	4,466,280	—	—
Derivative Instruments	436,661	980,594	—	—	436,661	—	—

Bonds (long and short term) and preferred stocks: Fair values for bonds and preferred stocks are determined as described in Note 20 A(4) above.

Common stocks - unaffiliated: The Company's investment in unaffiliated common stocks is comprised of publicly traded common stock, FHLB common stock, mutual funds and a private common stock. The fair value of publicly traded common stocks is determined based on quoted market price. The fair value of the FHLB common stock is set equal to its cost, which represents the price at which the FHLB will repurchase the stock. The fair value for the mutual fund investments is based on the values provided by the respective mutual fund companies and represents the value the Company would have received if it withdrew its investment on the balance sheet date and the fair value of private common stock is based upon the estimated NAV information provided by the investee.

Mortgage loans: Fair value of commercial mortgage loans on real estate is established using a discounted cash flow method based on credit rating, maturity and future income. This yield based approach was sourced from the Company's third-party vendor. The ratings for mortgages in good standing are based on property type, location, market conditions, occupancy, debt-service coverage, loan-to-value, quality of tenancy, borrower and payment record. The carrying value for impaired mortgage loans is based on the present value of expected future cash flows discounted at the loan's effective interest rate, the loan's market price or the fair value of the collateral if the loan is collateral dependent.

Derivative instruments: The fair value of equity options is based upon valuation pricing models and represents what the Company would expect to receive or pay at the balance sheet date if the Company canceled the options, entered into offsetting positions, or exercised the options. Fair values for these instruments were determined internally using market observable inputs, including interest rates, yield curve volatilities and other factors.

The fair value of futures contracts represents the cumulative unsettled variation margin (open trade equity, net of cash settlements), which represents what the Company would expect to receive or pay at the balance sheet date if it canceled the futures contract or entered into offsetting positions.

NOTES TO FINANCIAL STATEMENTS

Fair value of foreign exchange swaps/forwards represents the cumulative net unrealized gains or losses.

Fair value of interest rate swaps non-hedge RSATs represents the cumulative net unrealized gains or losses.

Fair value of hedging cross currency swaps represents the cumulative net unrealized gains or losses and FX net unrealized gains or losses.

Surplus debentures: The fair value of surplus debentures is based on valuations obtained from independent pricing services or broker quotes.

Other invested assets: Fair value of the Company's investment in limited partnerships and private equity funds is based upon estimated net asset value information. Fair value of the Company's investment in low income housing tax credits ("LIHTC") vehicles is set equal to the amortized cost of these investments as it approximates the present value of the future tax benefits discounted at a risk-free rate of return. Fair value for the Company's investment in collateralized loan obligations, subordinated debentures and preferred interests is determined similar to bonds and preferred stocks as described above or using a discounted cash flow method based on yields for comparable securities, maturity and future income.

Policy loans: Fair value of policy loans are reported at the unpaid principal balance and are fully collateralized by the cash surrender value of underlying insurance policies. The carrying value of the policy loans approximates the fair value and are classified as Level 3 in the fair value hierarchy.

Cash: The carrying amounts for cash approximate its fair value.

Cash equivalents: The Company's investment in cash equivalents is in the form of SVO-identified exempt and other money market mutual funds and their carrying amounts reported approximate their fair values.

Separate account invested assets: FHLB, PRT, and RILA separate account invested assets are comprised of long and short-term bonds, commercial mortgage loans, preferred stocks, other invested assets, and cash. The fair values of the assets held in the separate accounts are determined in the same manner as described above for the general account for each asset type.

Deposit-type contracts: Fair value for the Company's liabilities under deposit-type contracts is estimated using discounted cash flow calculations based on interest rates currently being offered for like contracts with similar maturities.

D. Not Practicable to Estimate Fair Value - Not Applicable

E. NAV Practical Expedient Investments

For investments measured at underlying GAAP equity of the investee for which NAV is used as a practical expedient for fair value, the Company does not have any significant restrictions in its ability to liquidate its positions in these investments, other than obtaining general partner approval, nor does the Company believe it is probable that a price less than NAV would be received in the event of a liquidation.

21. Other Items

C. Reinsurance Transactions

Somerset Reinsurance Ltd.:

Effective July 1, 2024, the Company amended the existing flow funds withheld coinsurance agreement with Somerset Reinsurance Ltd. ("Somerset"), a certified third-party reinsurer, to include, on a quota share basis, certain FIA business written on or after July 1, 2024. The FIA statutory reserves ceded to Somerset under this agreement as of September 30, 2024 were \$510,044,851.

No other significant changes

22. Events Subsequent

The Company has evaluated events subsequent to September 30, 2024 through November 14, 2024, which is the date these financial statements were made available to be issued. The Company has determined there are no material Type I or Type II subsequent events requiring adjustment to or disclosure in the financial statements.

23. Reinsurance - No Significant Change

24. Retrospectively Rated Contracts & Contracts Subject to Redetermination

The Company has no retrospectively rated contracts or contracts subject to redetermination as of September 30, 2024.

25. Change in Incurred Losses and Loss Adjustment Expenses

The Company did not have any changes in incurred losses and loss adjustment expenses as of September 30, 2024.

NOTES TO FINANCIAL STATEMENTS

- 26. Intercompany Pooling Arrangements - No Significant Change
- 27. Structured Settlements - No Significant Change
- 28. Health Care Receivables - No Significant Change
- 29. Participating Policies - No Significant Change
- 30. Premium Deficiency Reserves - No Significant Change
- 31. Reserves for Life Contracts and Annuity Contracts - No Significant Change
- 32. Analysis of Annuity Actuarial Reserves and Deposit-Type Liabilities by Withdrawal Characteristics - No Significant Change
- 33. Analysis of Life Actuarial Reserves by Withdrawal Characteristics - No Significant Change
- 34. Premiums and Annuity Considerations Deferred and Uncollected - No Significant Change
- 35. Separate Accounts
 - In early 2024, the Company entered into the registered index-linked annuities ("RILA") markets. The Company has established a non-insulated separate account which will support, in part, individual single premium deferred annuity contracts that will be registered with the Securities and Exchange Commission as a security.
 - No other significant changes
- 36. Loss/Claim Adjustment Expenses - No Significant Change

STATEMENT AS OF SEPTEMBER 30, 2024 OF THE FIDELITY & GUARANTY LIFE INSURANCE COMPANY
GENERAL INTERROGATORIES

PART 1 - COMMON INTERROGATORIES

GENERAL

- 1.1 Did the reporting entity experience any material transactions requiring the filing of Disclosure of Material Transactions with the State of Domicile, as required by the Model Act? Yes [] No [X]
- 1.2 If yes, has the report been filed with the domiciliary state? Yes [] No []
- 2.1 Has any change been made during the year of this statement in the charter, by-laws, articles of incorporation, or deed of settlement of the reporting entity? Yes [] No [X]
- 2.2 If yes, date of change:
- 3.1 Is the reporting entity a member of an Insurance Holding Company System consisting of two or more affiliated persons, one or more of which is an insurer? Yes [X] No []
 If yes, complete Schedule Y, Parts 1 and 1A.
- 3.2 Have there been any substantial changes in the organizational chart since the prior quarter end? Yes [] No [X]
- 3.3 If the response to 3.2 is yes, provide a brief description of those changes.

- 3.4 Is the reporting entity publicly traded or a member of a publicly traded group? Yes [X] No []
- 3.5 If the response to 3.4 is yes, provide the CIK (Central Index Key) code issued by the SEC for the entity/group. 001934850
- 4.1 Has the reporting entity been a party to a merger or consolidation during the period covered by this statement? Yes [] No [X]
- 4.2 If yes, provide the name of the entity, NAIC Company Code, and state of domicile (use two letter state abbreviation) for any entity that has ceased to exist as a result of the merger or consolidation.

1 Name of Entity	2 NAIC Company Code	3 State of Domicile

5. If the reporting entity is subject to a management agreement, including third-party administrator(s), managing general agent(s), attorney-in-fact, or similar agreement, have there been any significant changes regarding the terms of the agreement or principals involved? Yes [] No [X] N/A []
 If yes, attach an explanation.

- 6.1 State as of what date the latest financial examination of the reporting entity was made or is being made. 12/31/2022
- 6.2 State the as of date that the latest financial examination report became available from either the state of domicile or the reporting entity. This date should be the date of the examined balance sheet and not the date the report was completed or released. 12/31/2022
- 6.3 State as of what date the latest financial examination report became available to other states or the public from either the state of domicile or the reporting entity. This is the release date or completion date of the examination report and not the date of the examination (balance sheet date). 05/15/2024
- 6.4 By what department or departments?
 Iowa Insurance Division
- 6.5 Have all financial statement adjustments within the latest financial examination report been accounted for in a subsequent financial statement filed with Departments? Yes [] No [] N/A [X]
- 6.6 Have all of the recommendations within the latest financial examination report been complied with? Yes [] No [] N/A [X]
- 7.1 Has this reporting entity had any Certificates of Authority, licenses or registrations (including corporate registration, if applicable) suspended or revoked by any governmental entity during the reporting period? Yes [] No [X]
- 7.2 If yes, give full information:

- 8.1 Is the company a subsidiary of a bank holding company regulated by the Federal Reserve Board? Yes [] No [X]
- 8.2 If response to 8.1 is yes, please identify the name of the bank holding company.

- 8.3 Is the company affiliated with one or more banks, thrifts or securities firms? Yes [X] No []
- 8.4 If response to 8.3 is yes, please provide below the names and location (city and state of the main office) of any affiliates regulated by a federal regulatory services agency [i.e. the Federal Reserve Board (FRB), the Office of the Comptroller of the Currency (OCC), the Federal Deposit Insurance Corporation (FDIC) and the Securities Exchange Commission (SEC)] and identify the affiliate's primary federal regulator.

1 Affiliate Name	2 Location (City, State)	3 FRB	4 OCC	5 FDIC	6 SEC
Fidelity & Guaranty Securities, LLC	Des Moines, IowaYES...

STATEMENT AS OF SEPTEMBER 30, 2024 OF THE FIDELITY & GUARANTY LIFE INSURANCE COMPANY
GENERAL INTERROGATORIES

- 9.1 Are the senior officers (principal executive officer, principal financial officer, principal accounting officer or controller, or persons performing similar functions) of the reporting entity subject to a code of ethics, which includes the following standards? Yes [X] No []
 (a) Honest and ethical conduct, including the ethical handling of actual or apparent conflicts of interest between personal and professional relationships;
 (b) Full, fair, accurate, timely and understandable disclosure in the periodic reports required to be filed by the reporting entity;
 (c) Compliance with applicable governmental laws, rules and regulations;
 (d) The prompt internal reporting of violations to an appropriate person or persons identified in the code; and
 (e) Accountability for adherence to the code.
- 9.11 If the response to 9.1 is No, please explain:

- 9.2 Has the code of ethics for senior managers been amended? Yes [] No [X]
- 9.21 If the response to 9.2 is Yes, provide information related to amendment(s).

- 9.3 Have any provisions of the code of ethics been waived for any of the specified officers? Yes [] No [X]
- 9.31 If the response to 9.3 is Yes, provide the nature of any waiver(s).

FINANCIAL

- 10.1 Does the reporting entity report any amounts due from parent, subsidiaries or affiliates on Page 2 of this statement? Yes [X] No []
- 10.2 If yes, indicate any amounts receivable from parent included in the Page 2 amount: \$

INVESTMENT

- 11.1 Were any of the stocks, bonds, or other assets of the reporting entity loaned, placed under option agreement, or otherwise made available for use by another person? (Exclude securities under securities lending agreements.) Yes [] No [X]
- 11.2 If yes, give full and complete information relating thereto:

12. Amount of real estate and mortgages held in other invested assets in Schedule BA: \$ 522,110,840
13. Amount of real estate and mortgages held in short-term investments: \$
- 14.1 Does the reporting entity have any investments in parent, subsidiaries and affiliates? Yes [X] No []
- 14.2 If yes, please complete the following:
- | | 1
Prior Year-End
Book/Adjusted
Carrying Value | 2
Current Quarter
Book/Adjusted
Carrying Value |
|---|--|---|
| 14.21 Bonds | \$ | \$ |
| 14.22 Preferred Stock | \$ | \$ |
| 14.23 Common Stock | \$ 2,437,727,195 | \$ 2,218,260,150 |
| 14.24 Short-Term Investments | \$ | \$ |
| 14.25 Mortgage Loans on Real Estate | \$ | \$ |
| 14.26 All Other | \$ 30,871,294 | \$ 33,928,354 |
| 14.27 Total Investment in Parent, Subsidiaries and Affiliates (Subtotal Lines 14.21 to 14.26) | \$ 2,468,598,489 | \$ 2,252,188,504 |
| 14.28 Total Investment in Parent included in Lines 14.21 to 14.26 above | \$ | \$ |
- 15.1 Has the reporting entity entered into any hedging transactions reported on Schedule DB? Yes [X] No []
- 15.2 If yes, has a comprehensive description of the hedging program been made available to the domiciliary state? Yes [X] No [] N/A []
 If no, attach a description with this statement.

16. For the reporting entity's security lending program, state the amount of the following as of the current statement date:
- 16.1 Total fair value of reinvested collateral assets reported on Schedule DL, Parts 1 and 2. \$
- 16.2 Total book/adjusted carrying value of reinvested collateral assets reported on Schedule DL, Parts 1 and 2 \$
- 16.3 Total payable for securities lending reported on the liability page. \$

STATEMENT AS OF SEPTEMBER 30, 2024 OF THE FIDELITY & GUARANTY LIFE INSURANCE COMPANY
GENERAL INTERROGATORIES

17. Excluding items in Schedule E - Part 3 - Special Deposits, real estate, mortgage loans and investments held physically in the reporting entity's offices, vaults or safety deposit boxes, were all stocks, bonds and other securities, owned throughout the current year held pursuant to a custodial agreement with a qualified bank or trust company in accordance with Section 1, III - General Examination Considerations, F. Outsourcing of Critical Functions, Custodial or Safekeeping Agreements of the NAIC Financial Condition Examiners Handbook? Yes [X] No []
- 17.1 For all agreements that comply with the requirements of the NAIC Financial Condition Examiners Handbook, complete the following:

1 Name of Custodian(s)	2 Custodian Address
Federal Home Loan Bank of Atlanta	1475 Peachtree Street, 11th Floor, Atlanta, GA 30309
Citibank N.A.	390 Greenwich Street, New York, NY 10013

- 17.2 For all agreements that do not comply with the requirements of the NAIC Financial Condition Examiners Handbook, provide the name, location and a complete explanation:

1 Name(s)	2 Location(s)	3 Complete Explanation(s)

- 17.3 Have there been any changes, including name changes, in the custodian(s) identified in 17.1 during the current quarter? Yes [] No [X]
- 17.4 If yes, give full information relating thereto:

1 Old Custodian	2 New Custodian	3 Date of Change	4 Reason

- 17.5 Investment management – Identify all investment advisors, investment managers, broker/dealers, including individuals that have the authority to make investment decisions on behalf of the reporting entity. For assets that are managed internally by employees of the reporting entity, note as such. ["...that have access to the investment accounts"; "...handle securities"]

1 Name of Firm or Individual	2 Affiliation
Blackstone ISG-I Advisors L.L.C.	U.....
Blackstone ISG-II Advisors L.L.C.	U.....
Blackstone Asset Based Finance Advisors LP	U.....
Blackstone Real Estate Special Situations Advisors L.L.C.	U.....
Blackstone Alternative Credit Advisors LP	U.....
Blackstone Liquid Credit Advisors I LLC	U.....
Blackstone Credit Systematic Strategies LLC	U.....
BlackRock Financial Management, Inc.	U.....
Allianz Capital Partners of America LLC	U.....
Lucid Management and Capital Partners LP	U.....
Payden and Rygel	U.....
Dws Investment Management Americas, Inc.	U.....
Ares Insurance Solutions LLC	U.....
Ares Alternative Credit Management LLC	U.....
Conning, Inc.	U.....
Strategic Partners Fund Solutions Advisors L.P.	U.....

- 17.5097 For those firms/individuals listed in the table for Question 17.5, do any firms/individuals unaffiliated with the reporting entity (i.e. designated with a "U") manage more than 10% of the reporting entity's invested assets?..... Yes [X] No []

- 17.5098 For firms/individuals unaffiliated with the reporting entity (i.e. designated with a "U") listed in the table for Question 17.5, does the total assets under management aggregate to more than 50% of the reporting entity's invested assets?..... Yes [X] No []

- 17.6 For those firms or individuals listed in the table for 17.5 with an affiliation code of "A" (affiliated) or "U" (unaffiliated), provide the information for the table below.

1 Central Registration Depository Number	2 Name of Firm or Individual	3 Legal Entity Identifier (LEI)	4 Registered With	5 Investment Management Agreement (IMA) Filed
289202	Blackstone ISG-I Advisors L.L.C.	254900R5V605FY4HUE09	SEC	NO.....
289550	Blackstone ISG-II Advisors L.L.C.	254900R5V605FY4HUE09	SEC	NO.....
120934	Blackstone Asset Based Finance Advisors LP	4RKF18A1730FWB43LQ12	SEC	NO.....
146043	Blackstone Real Estate Special Situations Advisors L.L.C.	549300LUY356596MV847	SEC	NO.....
137519	Blackstone Alternative Credit Advisors LP	6YZN2LELRE8NOKM7UQ94	SEC	NO.....
152294	Blackstone Liquid Credit Advisors I LLC	549300MW2E5JWLBNVR92	SEC	NO.....
134018	Blackstone Credit Systematic Strategies LLC	1XXX1TAZLDJ23RVPNR83	SEC	NO.....
107105	BlackRock Financial Management, Inc.	549300LVXY1VJKE13M84	SEC	NO.....
161684	Allianz Capital Partners of America LLC	5493005JTEV40VDVNH32	SEC	NO.....
287883	Lucid Management and Capital Partners LP	254900AGIT12GUPFM793	SEC	NO.....
107160	Payden and Rygel	L2GZIMS RUEFTFNIS0711	Not Registered	NO.....
10451	Dws Investment Management Americas, Inc.	CZ83K4EEEX8QVCT3B128	SEC	NO.....
	Ares Insurance Solutions LLC		SEC	NO.....
	Ares Alternative Credit Management LLC		SEC	NO.....
107423	Conning, Inc.	549300Z0G14KK37BDV40	SEC	NO.....
134009	Strategic Partners Fund Solutions Advisors L.P.	549300Y11N81ELZUMK98	SEC	NO.....

STATEMENT AS OF SEPTEMBER 30, 2024 OF THE FIDELITY & GUARANTY LIFE INSURANCE COMPANY

- 18.1 Have all the filing requirements of the Purposes and Procedures Manual of the NAIC Investment Analysis Office been followed? Yes [X] No []
- 18.2 If no, list exceptions:

19. By self-designating 5GI securities, the reporting entity is certifying the following elements for each self-designated 5GI security:
 a. Documentation necessary to permit a full credit analysis of the security does not exist or an NAIC CRP credit rating for an FE or PL security is not available.
 b. Issuer or obligor is current on all contracted interest and principal payments.
 c. The insurer has an actual expectation of ultimate payment of all contracted interest and principal.
 Has the reporting entity self-designated 5GI securities? Yes [X] No []
20. By self-designating PLGI securities, the reporting entity is certifying the following elements of each self-designated PLGI security:
 a. The security was purchased prior to January 1, 2018.
 b. The reporting entity is holding capital commensurate with the NAIC Designation reported for the security.
 c. The NAIC Designation was derived from the credit rating assigned by an NAIC CRP in its legal capacity as a NRSRO which is shown on a current private letter rating held by the insurer and available for examination by state insurance regulators.
 d. The reporting entity is not permitted to share this credit rating of the PL security with the SVO.
 Has the reporting entity self-designated PLGI securities? Yes [] No [X]
21. By assigning FE to a Schedule BA non-registered private fund, the reporting entity is certifying the following elements of each self-designated FE fund:
 a. The shares were purchased prior to January 1, 2019.
 b. The reporting entity is holding capital commensurate with the NAIC Designation reported for the security.
 c. The security had a public credit rating(s) with annual surveillance assigned by an NAIC CRP in its legal capacity as an NRSRO prior to January 1, 2019.
 d. The fund only or predominantly holds bonds in its portfolio.
 e. The current reported NAIC Designation was derived from the public credit rating(s) with annual surveillance assigned by an NAIC CRP in its legal capacity as an NRSRO.
 f. The public credit rating(s) with annual surveillance assigned by an NAIC CRP has not lapsed.
 Has the reporting entity assigned FE to Schedule BA non-registered private funds that complied with the above criteria? Yes [] No [X]

STATEMENT AS OF SEPTEMBER 30, 2024 OF THE FIDELITY & GUARANTY LIFE INSURANCE COMPANY
GENERAL INTERROGATORIES

PART 2 - LIFE AND ACCIDENT AND HEALTH COMPANIES/FRATERNAL BENEFIT SOCIETIES

Life and Accident Health Companies/Fraternal Benefit Societies:

1. Report the statement value of mortgage loans at the end of this reporting period for the following categories: 1
Amount
- 1.1 Long-Term Mortgages In Good Standing
- 1.11 Farm Mortgages\$.....
- 1.12 Residential Mortgages\$.....
- 1.13 Commercial Mortgages\$..... 411,839,038
- 1.14 Total Mortgages in Good Standing\$..... 411,839,038
- 1.2 Long-Term Mortgages In Good Standing with Restructured Terms
- 1.21 Total Mortgages in Good Standing with Restructured Terms.....\$.....
- 1.3 Long-Term Mortgage Loans Upon which Interest is Overdue more than Three Months
- 1.31 Farm Mortgages\$.....
- 1.32 Residential Mortgages\$.....
- 1.33 Commercial Mortgages\$.....
- 1.34 Total Mortgages with Interest Overdue more than Three Months\$.....
- 1.4 Long-Term Mortgage Loans in Process of Foreclosure
- 1.41 Farm Mortgages\$.....
- 1.42 Residential Mortgages\$.....
- 1.43 Commercial Mortgages\$.....
- 1.44 Total Mortgages in Process of Foreclosure\$.....
- 1.5 Total Mortgage Loans (Lines 1.14 + 1.21 + 1.34 + 1.44) (Page 2, Column 3, Lines 3.1 + 3.2)\$..... 411,839,038
- 1.6 Long-Term Mortgages Foreclosed, Properties Transferred to Real Estate in Current Quarter
- 1.61 Farm Mortgages\$.....
- 1.62 Residential Mortgages\$.....
- 1.63 Commercial Mortgages\$.....
- 1.64 Total Mortgages Foreclosed and Transferred to Real Estate\$.....
2. Operating Percentages:
- 2.1 A&H loss percent %
- 2.2 A&H cost containment percent %
- 2.3 A&H expense percent excluding cost containment expenses %
- 3.1 Do you act as a custodian for health savings accounts? Yes [] No [X]
- 3.2 If yes, please provide the amount of custodial funds held as of the reporting date\$.....
- 3.3 Do you act as an administrator for health savings accounts? Yes [] No [X]
- 3.4 If yes, please provide the balance of the funds administered as of the reporting date\$.....
4. Is the reporting entity licensed or chartered, registered, qualified, eligible or writing business in at least two states? Yes [X] No []
- 4.1 If no, does the reporting entity assume reinsurance business that covers risks residing in at least one state other than the state of domicile of the reporting entity? Yes [] No []

Fraternal Benefit Societies Only:

- 5.1 In all cases where the reporting entity has assumed accident and health risks from another company, provisions should be made in this statement on account of such reinsurances for reserve equal to that which the original company would have been required to establish had it retained the risks. Has this been done? Yes [] No [] N/A []
- 5.2 If no, explain:
.....
- 6.1 Does the reporting entity have outstanding assessments in the form of liens against policy benefits that have increased surplus? Yes [] No []
- 6.2 If yes, what is the date(s) of the original lien and the total outstanding balance of liens that remain in surplus?

Date	Outstanding Lien Amount
.....

SCHEDULE S - CEDED REINSURANCE

Showing All New Reinsurance Treaties - Current Year to Date

1 NAIC Company Code	2 ID Number	3 Effective Date	4 Name of Reinsurer	5 Domiciliary Jurisdiction	6 Type of Reinsurance Ceded	7 Type of Business Ceded	8 Type of Reinsurer	9 Certified Reinsurer Rating (1 through 6)	10 Effective Date of Certified Reinsurer Rating
NONE									

STATEMENT AS OF SEPTEMBER 30, 2024 OF THE FIDELITY & GUARANTY LIFE INSURANCE COMPANY
SCHEDULE T - PREMIUMS AND ANNUITY CONSIDERATIONS

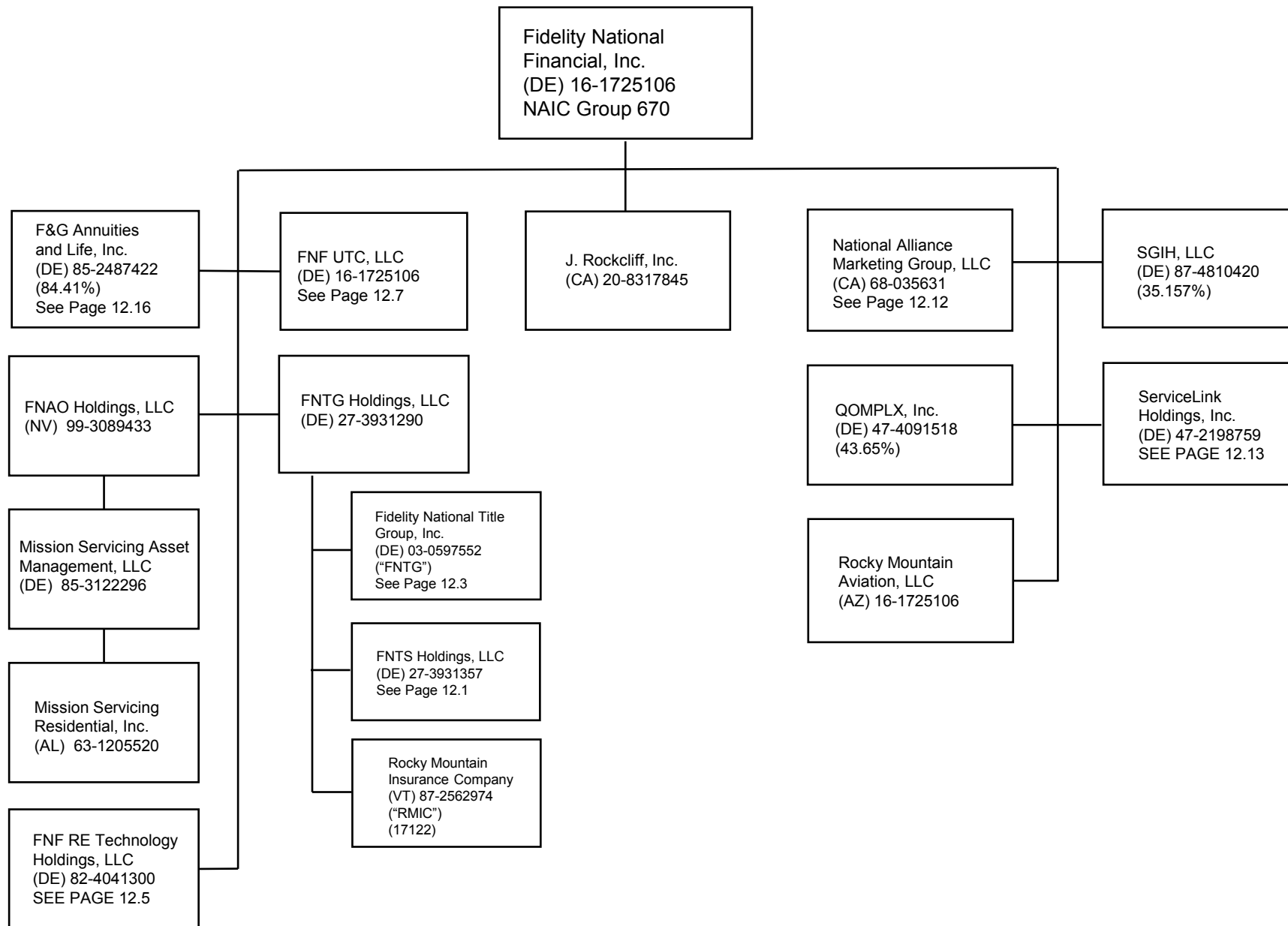
Current Year To Date - Allocated by States and Territories

States, Etc.	1	Life Contracts		Direct Business Only			
		2	3	4	5	6	7
	Active Status (a)	Life Insurance Premiums	Annuity Considerations	Accident and Health Insurance Premiums, Including Policy, Membership and Other Fees	Other Considerations	Total Columns 2 Through 5	Deposit-Type Contracts
1. Alabama	AL	L	4,307,607	162,351,789		166,659,396	32,612
2. Alaska	AK	L	1,782,224	7,697,594		9,479,818	
3. Arizona	AZ	L	10,704,099	322,726,079		333,430,178	2,088
4. Arkansas	AR	L	3,307,757	57,038,347		60,346,104	
5. California	CA	L	136,696,317	796,915,572		933,611,889	10,884
6. Colorado	CO	L	10,193,029	190,375,970		200,568,999	15,079
7. Connecticut	CT	L	3,618,133	248,391,228		252,009,361	
8. Delaware	DE	L	1,380,371	43,321,044		44,701,415	599,658,000
9. District of Columbia	DC	L	424,590	8,059,236		8,483,826	
10. Florida	FL	L	40,166,314	1,008,230,852		1,048,397,166	118,576
11. Georgia	GA	L	19,998,225	224,779,122		244,777,347	1,804,151,472
12. Hawaii	HI	L	6,661,714	110,293,650		116,955,364	
13. Idaho	ID	L	1,669,698	33,283,144		34,952,842	
14. Illinois	IL	L	17,528,250	257,771,625		275,299,875	29,231
15. Indiana	IN	L	9,394,924	181,579,256		190,974,180	15,911
16. Iowa	IA	L	3,723,796	58,234,852		61,958,648	
17. Kansas	KS	L	2,924,332	52,826,001		55,750,333	
18. Kentucky	KY	L	4,023,528	198,757,294		202,780,822	25,509
19. Louisiana	LA	L	4,260,037	131,393,026		135,653,063	3,121
20. Maine	ME	L	979,224	108,479,753		109,458,977	
21. Maryland	MD	L	10,931,757	166,647,056		177,578,813	
22. Massachusetts	MA	L	7,479,077	302,007,736		309,486,813	
23. Michigan	MI	L	8,872,433	440,449,885		449,322,318	3,103
24. Minnesota	MN	L	23,598,074	142,920,592		166,518,666	1,402
25. Mississippi	MS	L	3,396,783	105,037,333		108,434,116	29,915
26. Missouri	MO	L	5,294,312	140,313,425		145,607,737	15,748
27. Montana	MT	L	535,799	9,994,880		10,530,679	
28. Nebraska	NE	L	2,957,042	47,005,933		49,962,975	
29. Nevada	NV	L	9,884,776	52,221,924		62,106,700	
30. New Hampshire	NH	L	1,131,378	120,700,324		121,831,702	
31. New Jersey	NJ	L	24,383,001	429,759,321		454,142,322	
32. New Mexico	NM	L	2,689,524	59,936,845		62,626,369	8,134
33. New York	NY	N	20,746,236	129,514,414		150,260,650	
34. North Carolina	NC	L	19,900,375	380,373,796		400,274,171	9,879
35. North Dakota	ND	L	451,996	24,831,662		25,283,658	
36. Ohio	OH	L	8,599,895	640,830,635		649,430,530	10,997
37. Oklahoma	OK	L	7,642,847	81,733,809		89,376,656	
38. Oregon	OR	L	4,009,157	89,381,067		93,390,224	
39. Pennsylvania	PA	L	12,937,971	879,220,293		892,158,264	40,731
40. Rhode Island	RI	L	1,315,721	97,162,876		98,478,597	
41. South Carolina	SC	L	6,303,650	220,337,572		226,641,222	
42. South Dakota	SD	L	1,008,232	19,671,288		20,679,520	
43. Tennessee	TN	L	7,903,438	375,828,727		383,732,165	77,267
44. Texas	TX	L	76,919,835	638,381,728		715,301,563	(1,719)
45. Utah	UT	L	7,337,369	98,534,309		105,871,678	
46. Vermont	VT	L	275,239	27,098,613		27,373,852	
47. Virginia	VA	L	11,328,603	184,212,861		195,541,464	14,071
48. Washington	WA	L	12,591,359	151,053,394		163,644,753	69,363
49. West Virginia	WV	L	842,432	84,928,040		85,770,472	9,636
50. Wisconsin	WI	L	13,045,748	136,767,314		149,813,062	1,402
51. Wyoming	WY	L	586,409	12,877,328		13,463,737	
52. American Samoa	AS	N	2,847			2,847	
53. Guam	GU	N	137,448			137,448	
54. Puerto Rico	PR	L	1,299,417	42,645,078		43,944,495	
55. U.S. Virgin Islands	VI	N	94,322			94,322	
56. Northern Mariana Islands	MP	N					
57. Canada	CAN	N	16,308	957,054		973,362	
58. Aggregate Other Aliens	OT	XXX	111,885	854		112,739	
59. Subtotal	XXX		600,306,864	10,535,843,400		11,136,150,264	2,404,352,410
90. Reporting entity contributions for employee benefits plans	XXX						
91. Dividends or refunds applied to purchase paid-up additions and annuities	XXX		39,985			39,985	
92. Dividends or refunds applied to shorten endowment or premium paying period	XXX						
93. Premium or annuity considerations waived under disability or other contract provisions	XXX		644,040			644,040	
94. Aggregate or other amounts not allocable by State	XXX						
95. Totals (Direct Business)	XXX		600,990,889	10,535,843,400		11,136,834,289	2,404,352,410
96. Plus Reinsurance Assumed	XXX		261,741			261,741	
97. Totals (All Business)	XXX		601,252,630	10,535,843,400		11,137,096,030	2,404,352,410
98. Less Reinsurance Ceded	XXX		100,018,531	4,662,821,376		4,762,839,907	
99. Totals (All Business) less Reinsurance Ceded	XXX		501,234,099	5,873,022,024		6,374,256,123	2,404,352,410
DETAILS OF WRITE-INS							
58001. ZZZ Other Alien	XXX		111,885	854		112,739	
58002.	XXX						
58003.	XXX						
58998. Summary of remaining write-ins for Line 58 from overflow page	XXX						
58999. Totals (Lines 58001 through 58003 plus 58998)(Line 58 above)	XXX		111,885	854		112,739	
9401.	XXX						
9402.	XXX						
9403.	XXX						
9498. Summary of remaining write-ins for Line 94 from overflow page	XXX						
9499. Totals (Lines 9401 through 9403 plus 9498)(Line 94 above)	XXX						

(a) Active Status Counts:

- 1. L - Licensed or Chartered - Licensed insurance carrier or domiciled RRG..... 51
- 2. R - Registered - Non-domiciled RRGs.....
- 3. E - Eligible - Reporting entities eligible or approved to write surplus lines in the state.....
- 4. Q - Qualified - Qualified or accredited reinsurer.....
- 5. N - None of the above - Not allowed to write business in the state..... 6

STATEMENT AS OF SEPTEMBER 30, 2024 OF THE FIDELITY & GUARANTY LIFE INSURANCE COMPANY
SCHEDULE Y – INFORMATION CONCERNING ACTIVITIES OF INSURER MEMBERS OF A HOLDING COMPANY GROUP
PART 1 – ORGANIZATIONAL CHART



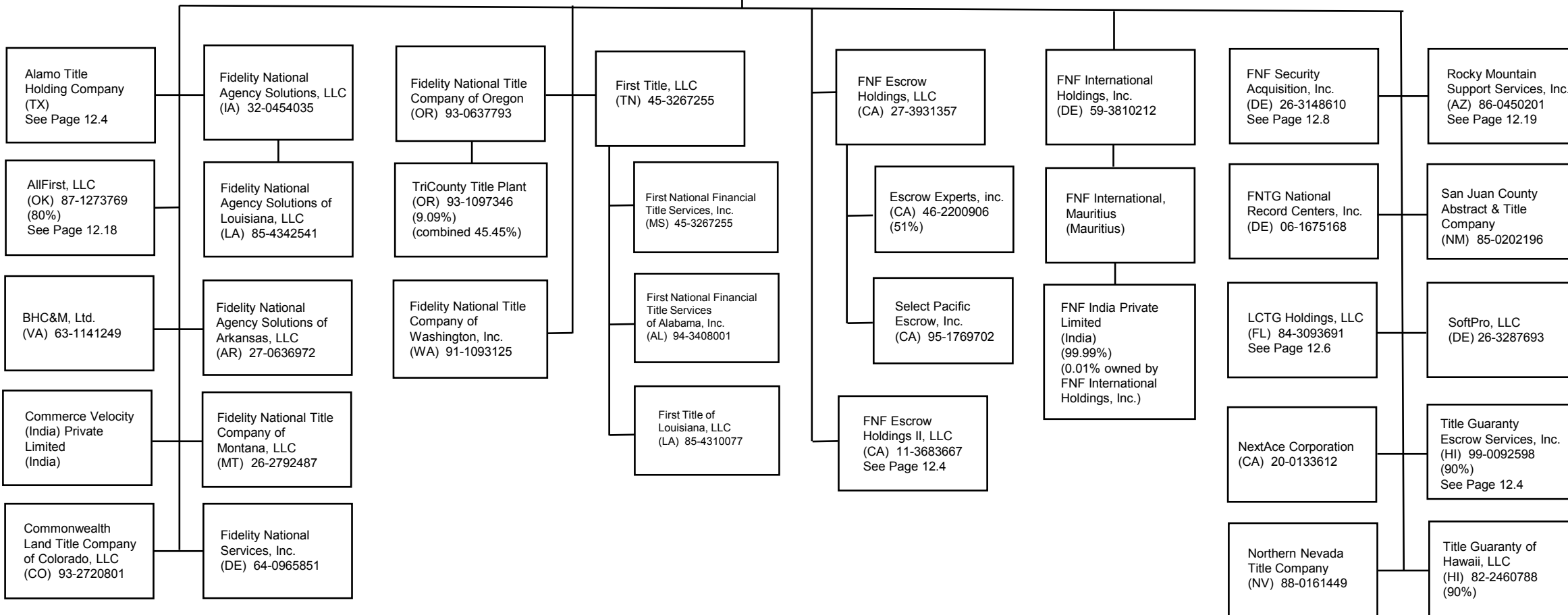
12

Unless otherwise noted, all ownership is 100%

SCHEDULE Y – INFORMATION CONCERNING ACTIVITIES OF INSURER MEMBERS OF A HOLDING COMPANY GROUP

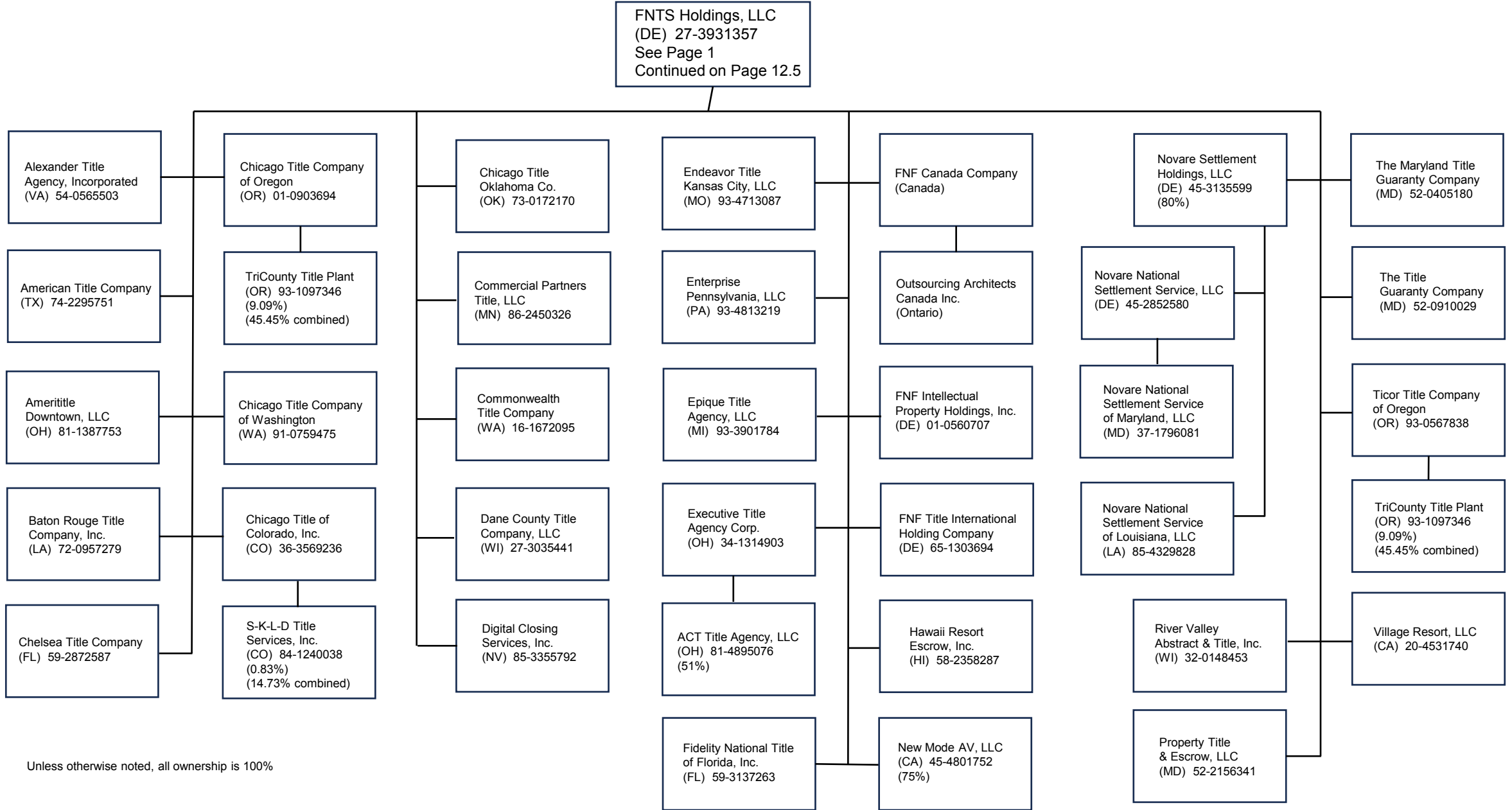
PART 1 – ORGANIZATIONAL CHART

FNTS Holdings, LLC
(DE) 27-3931357
See Page 1,
Continued on Page 12.2



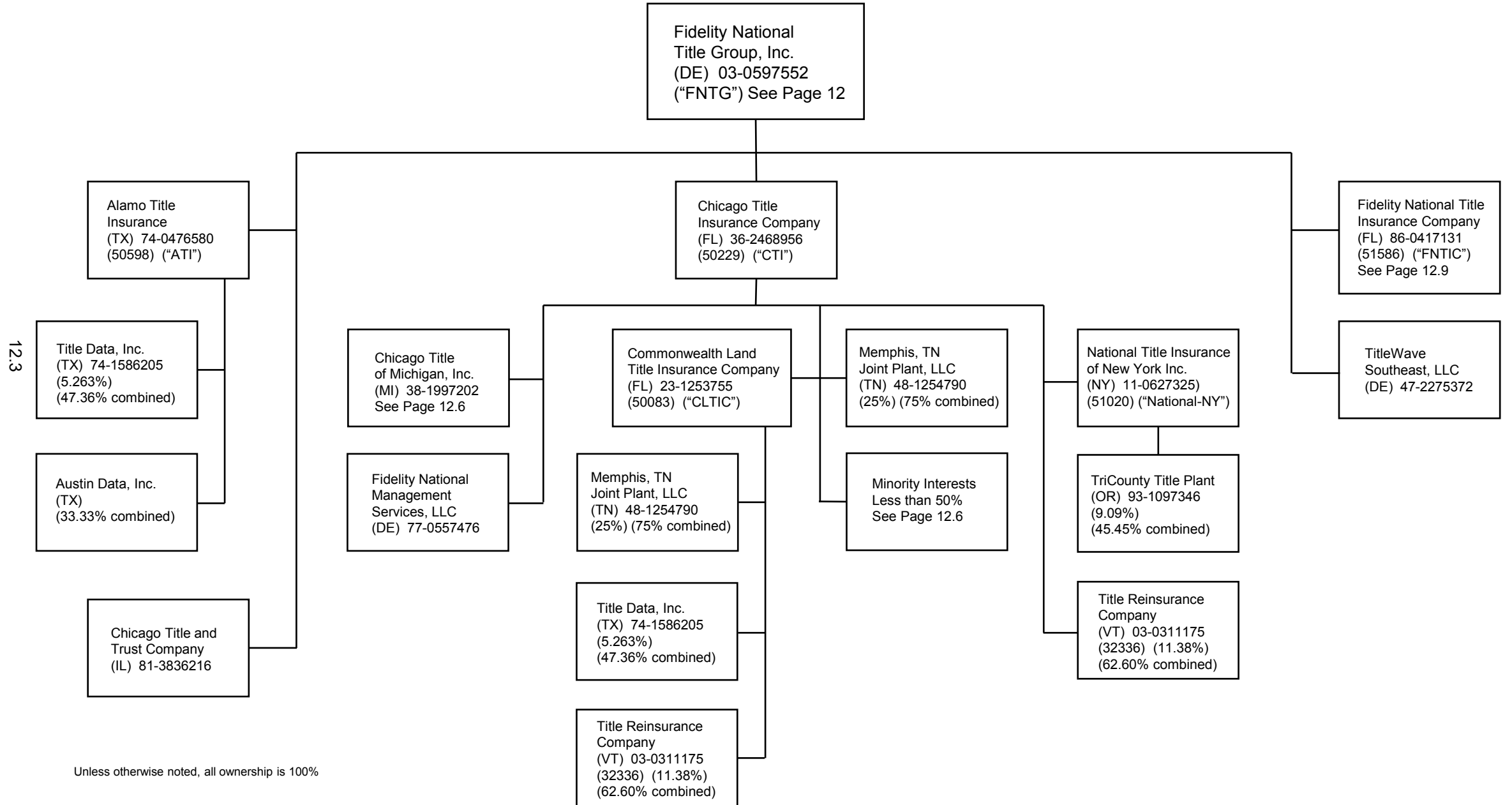
12.1

STATEMENT AS OF SEPTEMBER 30, 2024 OF THE FIDELITY & GUARANTY LIFE INSURANCE COMPANY
SCHEDULE Y – INFORMATION CONCERNING ACTIVITIES OF INSURER MEMBERS OF A HOLDING COMPANY GROUP
PART 1 – ORGANIZATIONAL CHART

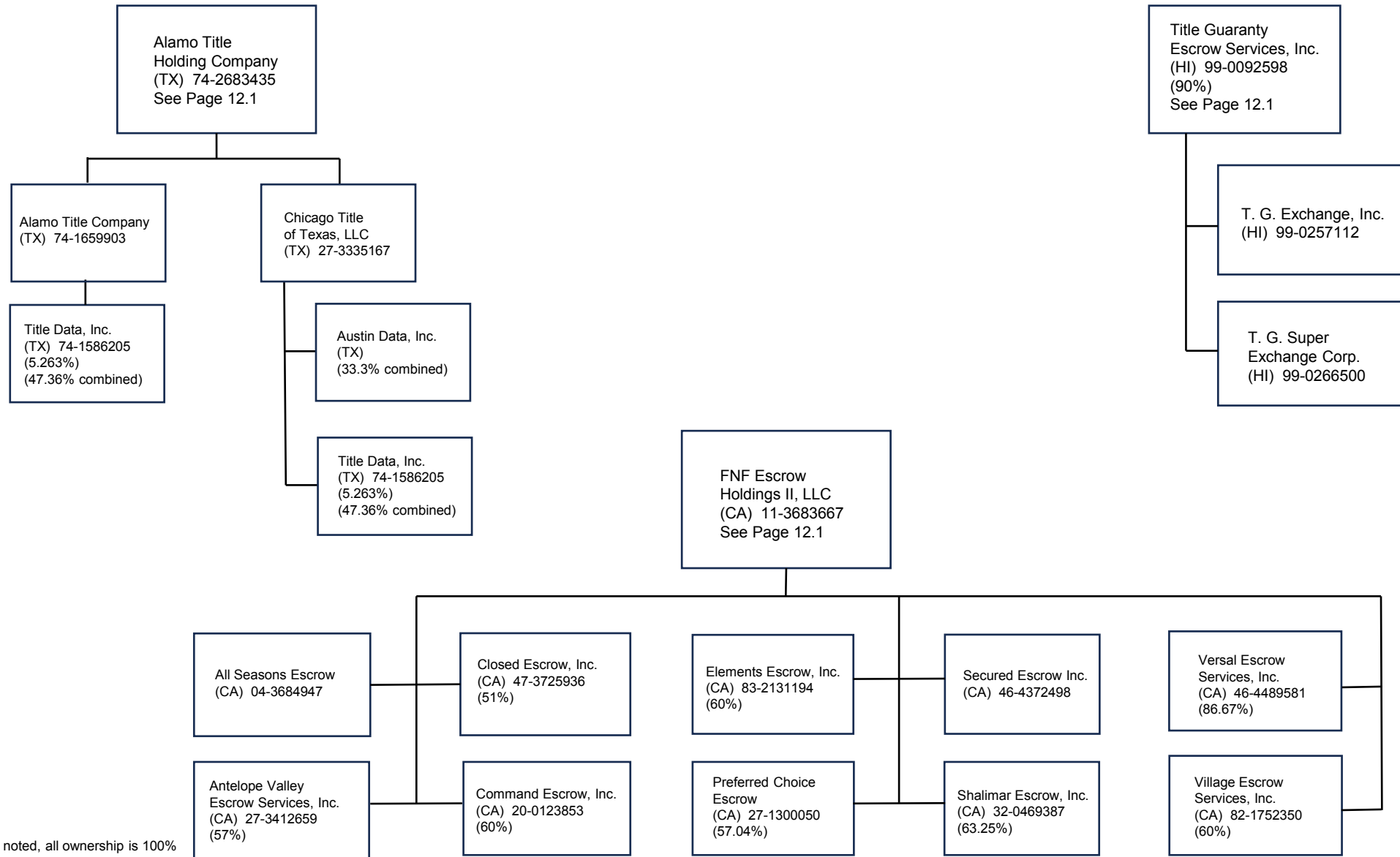


Unless otherwise noted, all ownership is 100%

STATEMENT AS OF SEPTEMBER 30, 2024 OF THE FIDELITY & GUARANTY LIFE INSURANCE COMPANY
SCHEDULE Y – INFORMATION CONCERNING ACTIVITIES OF INSURER MEMBERS OF A HOLDING COMPANY GROUP
PART 1 – ORGANIZATIONAL CHART

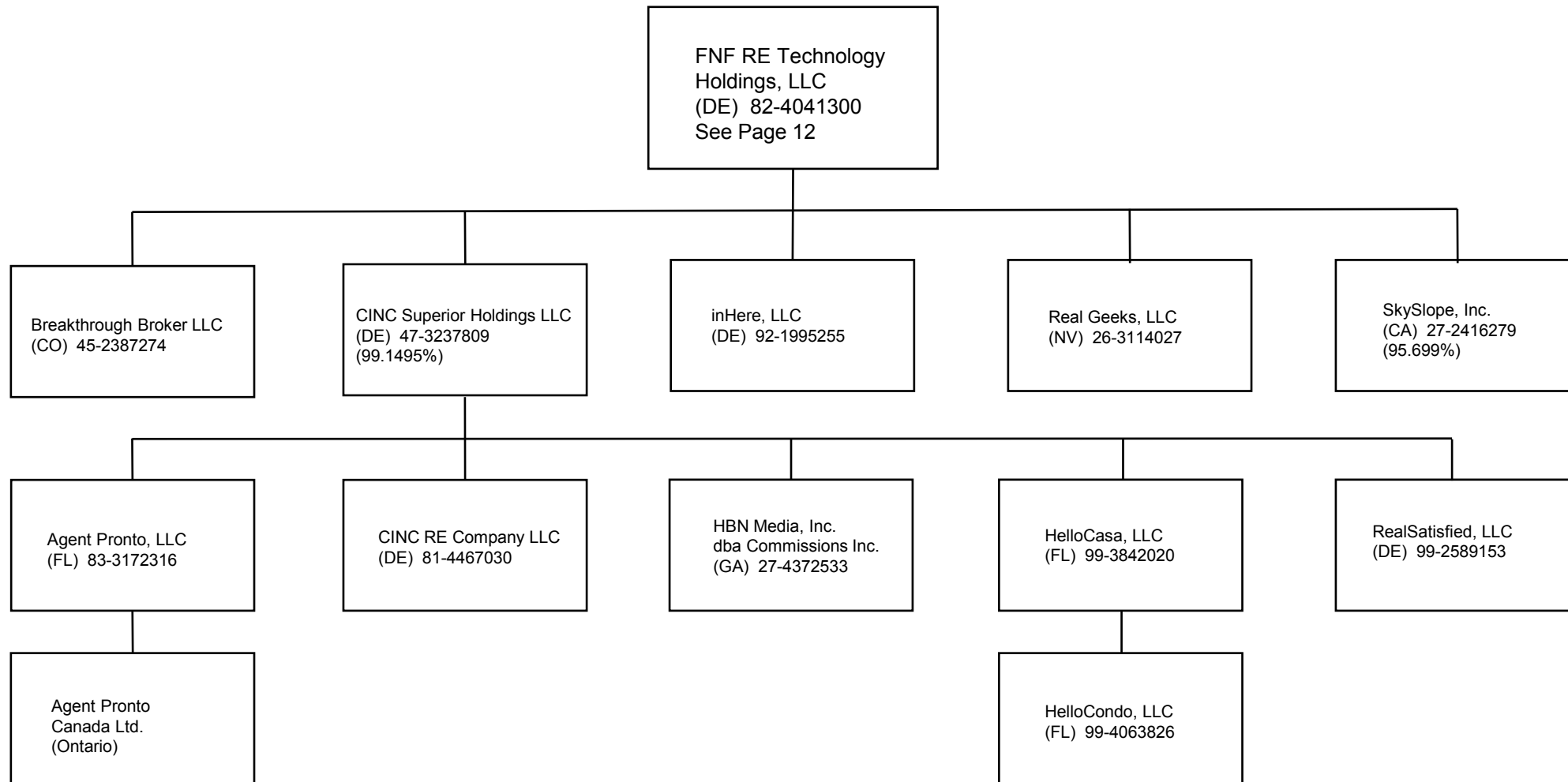


**SCHEDULE Y – INFORMATION CONCERNING ACTIVITIES OF INSURER MEMBERS OF A HOLDING COMPANY GROUP
PART 1 – ORGANIZATIONAL CHART**



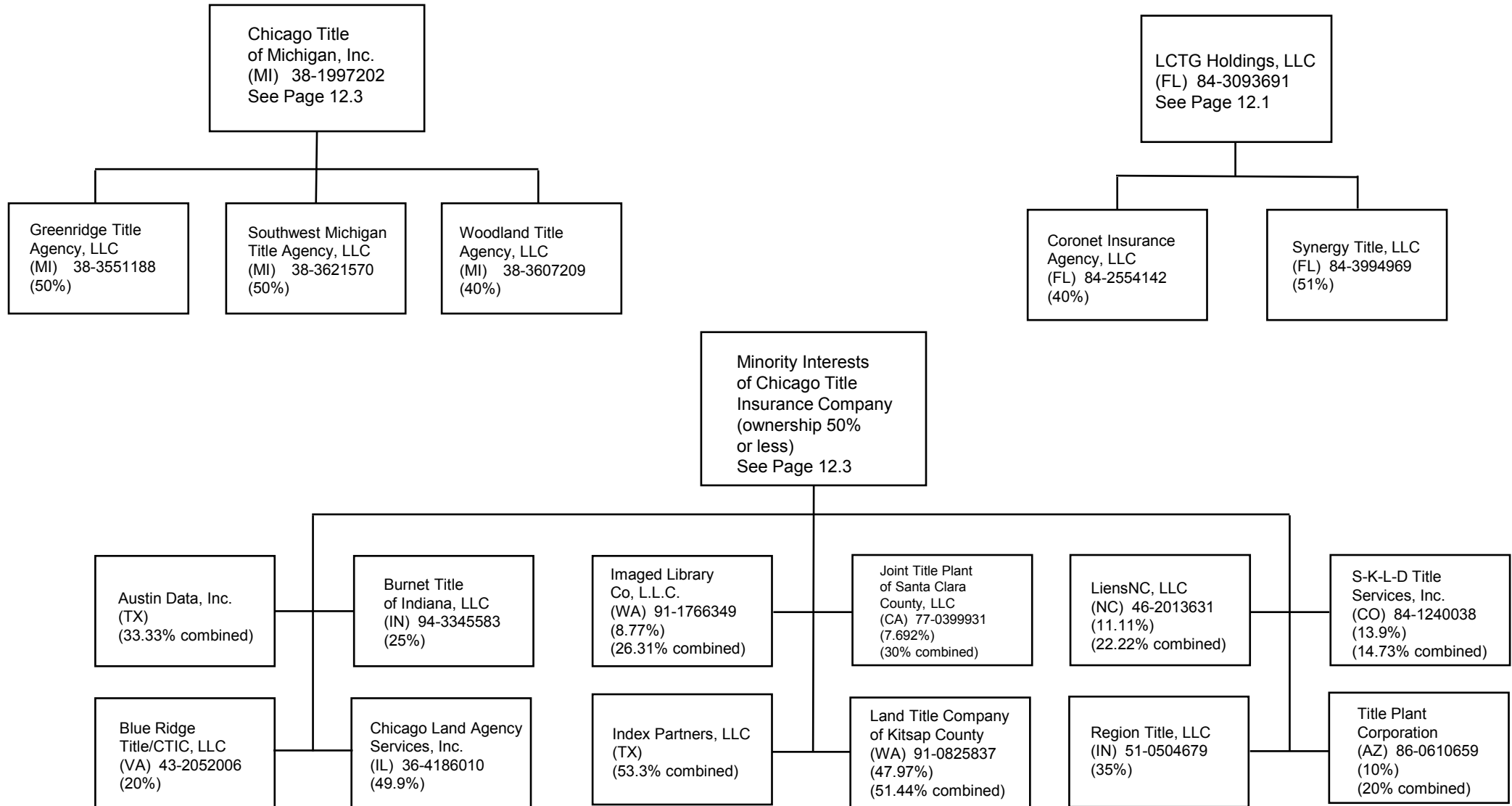
Unless otherwise noted, all ownership is 100%

STATEMENT AS OF SEPTEMBER 30, 2024 OF THE FIDELITY & GUARANTY LIFE INSURANCE COMPANY
SCHEDULE Y – INFORMATION CONCERNING ACTIVITIES OF INSURER MEMBERS OF A HOLDING COMPANY GROUP
PART 1 – ORGANIZATIONAL CHART



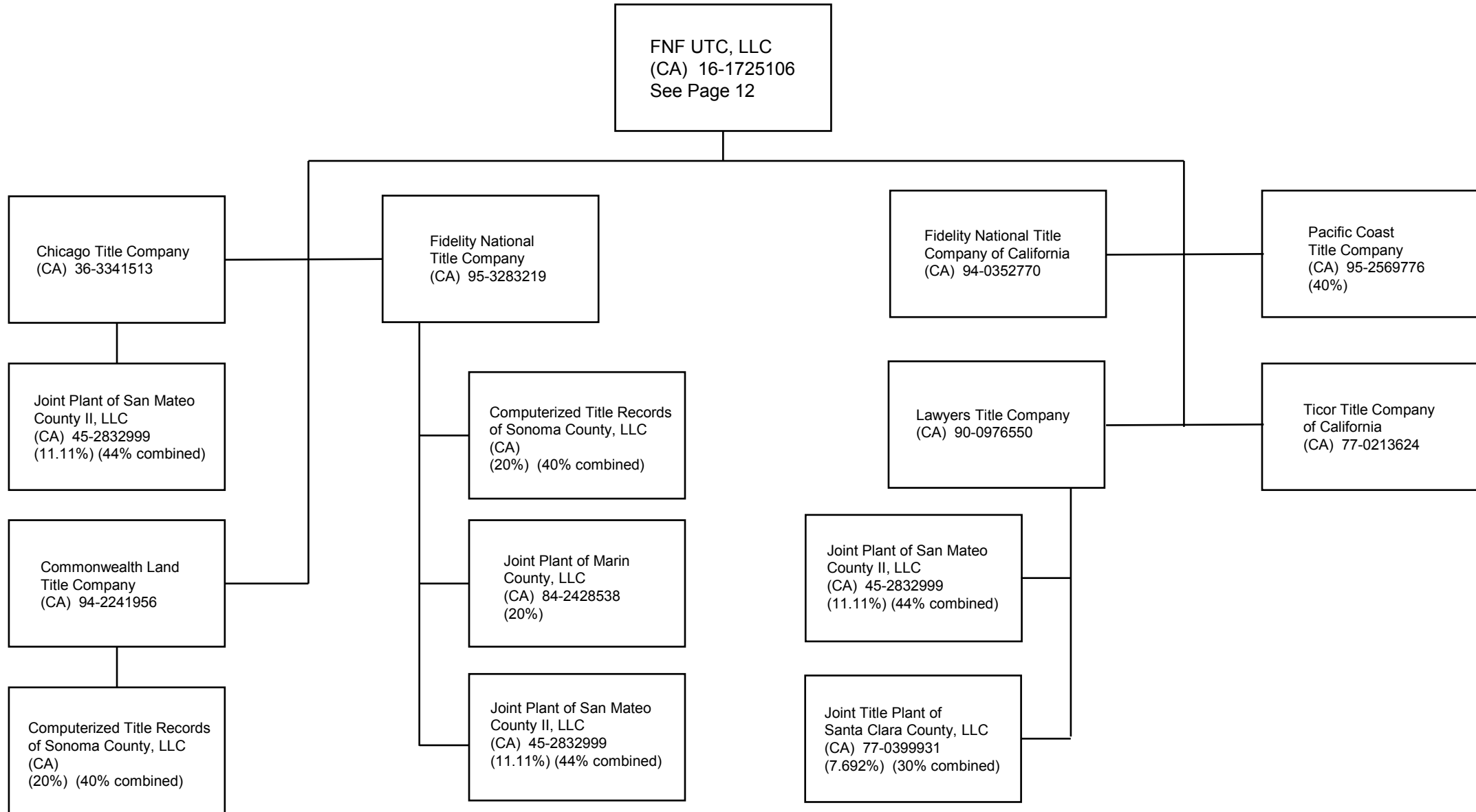
12.5

**SCHEDULE Y – INFORMATION CONCERNING ACTIVITIES OF INSURER MEMBERS OF A HOLDING COMPANY GROUP
PART 1 – ORGANIZATIONAL CHART**



12.6

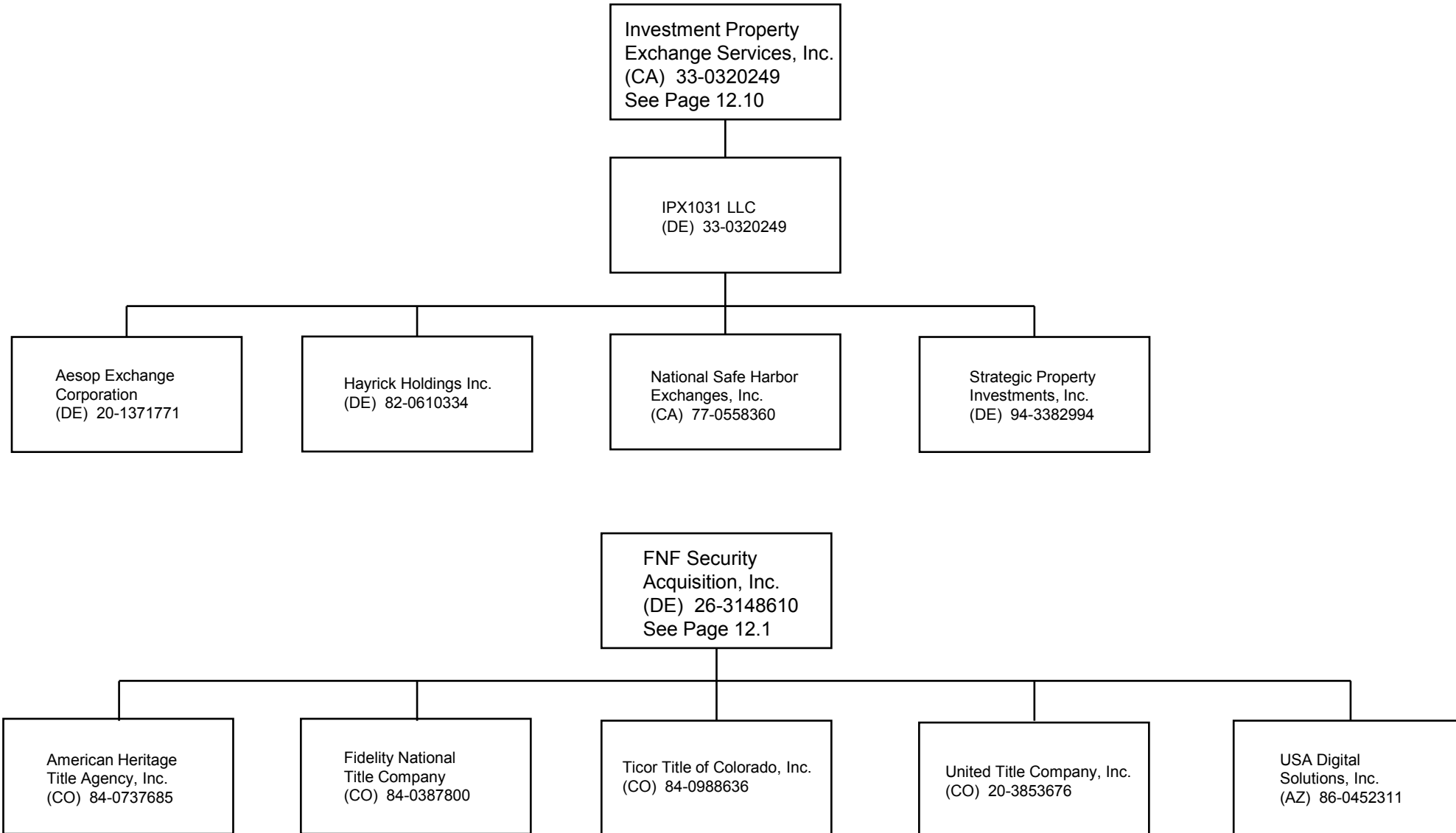
STATEMENT AS OF SEPTEMBER 30, 2024 OF THE FIDELITY & GUARANTY LIFE INSURANCE COMPANY
SCHEDULE Y – INFORMATION CONCERNING ACTIVITIES OF INSURER MEMBERS OF A HOLDING COMPANY GROUP
PART 1 – ORGANIZATIONAL CHART



12.7

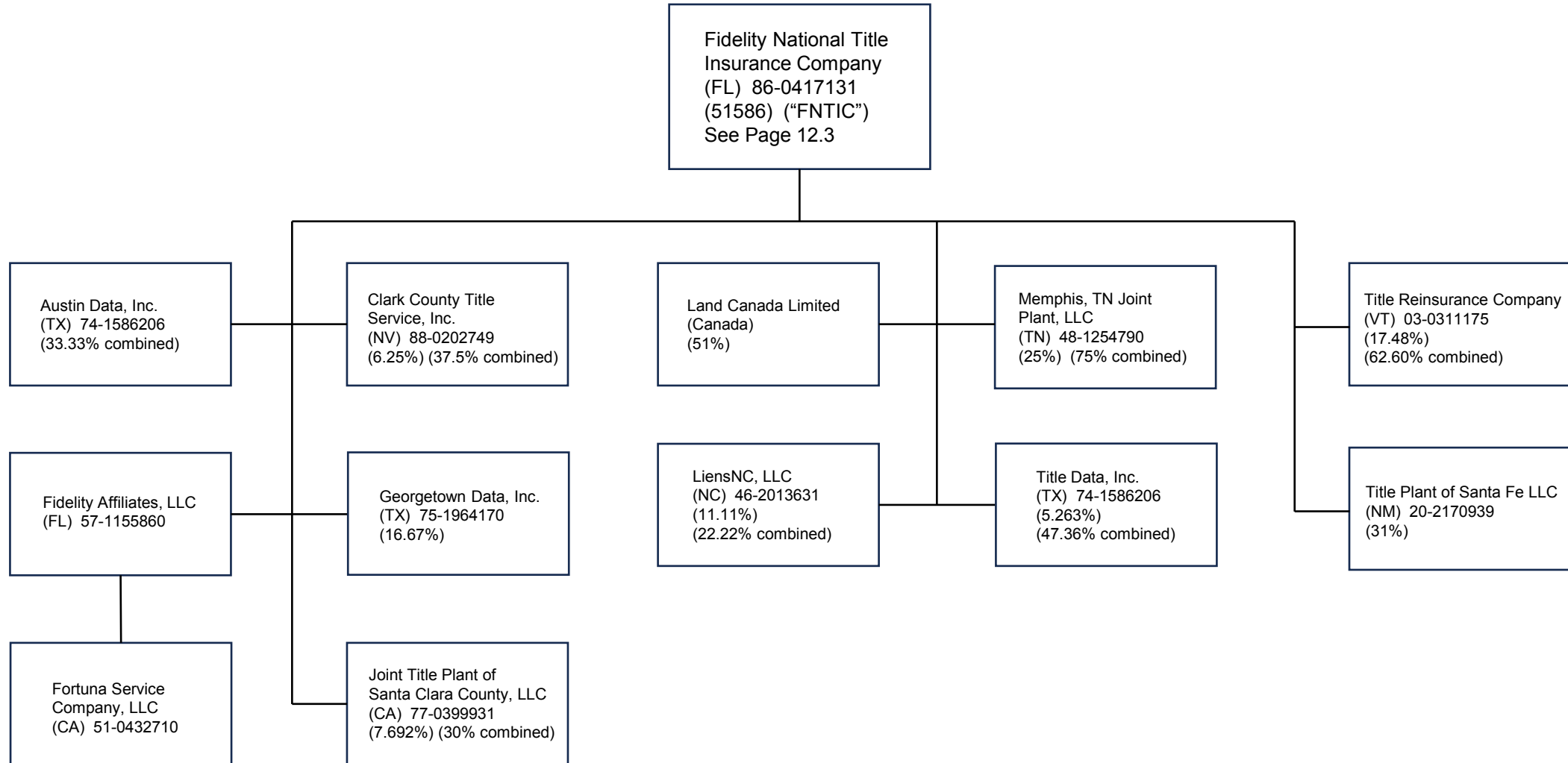
Unless otherwise noted, all ownership is 100%

STATEMENT AS OF SEPTEMBER 30, 2024 OF THE FIDELITY & GUARANTY LIFE INSURANCE COMPANY
SCHEDULE Y – INFORMATION CONCERNING ACTIVITIES OF INSURER MEMBERS OF A HOLDING COMPANY GROUP
PART 1 – ORGANIZATIONAL CHART



12.8

STATEMENT AS OF SEPTEMBER 30, 2024 OF THE FIDELITY & GUARANTY LIFE INSURANCE COMPANY
SCHEDULE Y – INFORMATION CONCERNING ACTIVITIES OF INSURER MEMBERS OF A HOLDING COMPANY GROUP
PART 1 – ORGANIZATIONAL CHART

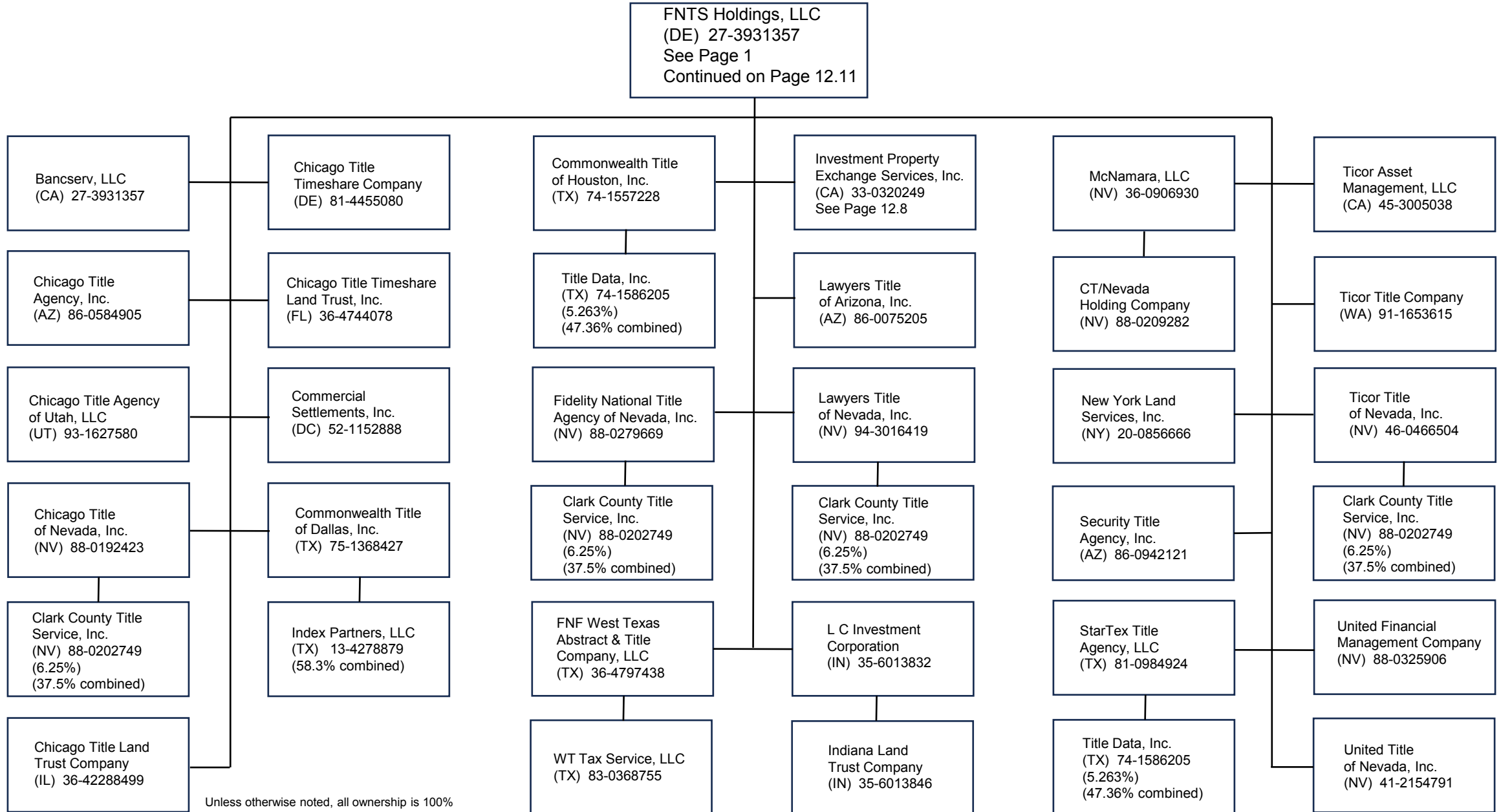


12.9

SCHEDULE Y – INFORMATION CONCERNING ACTIVITIES OF INSURER MEMBERS OF A HOLDING COMPANY GROUP

PART 1 – ORGANIZATIONAL CHART

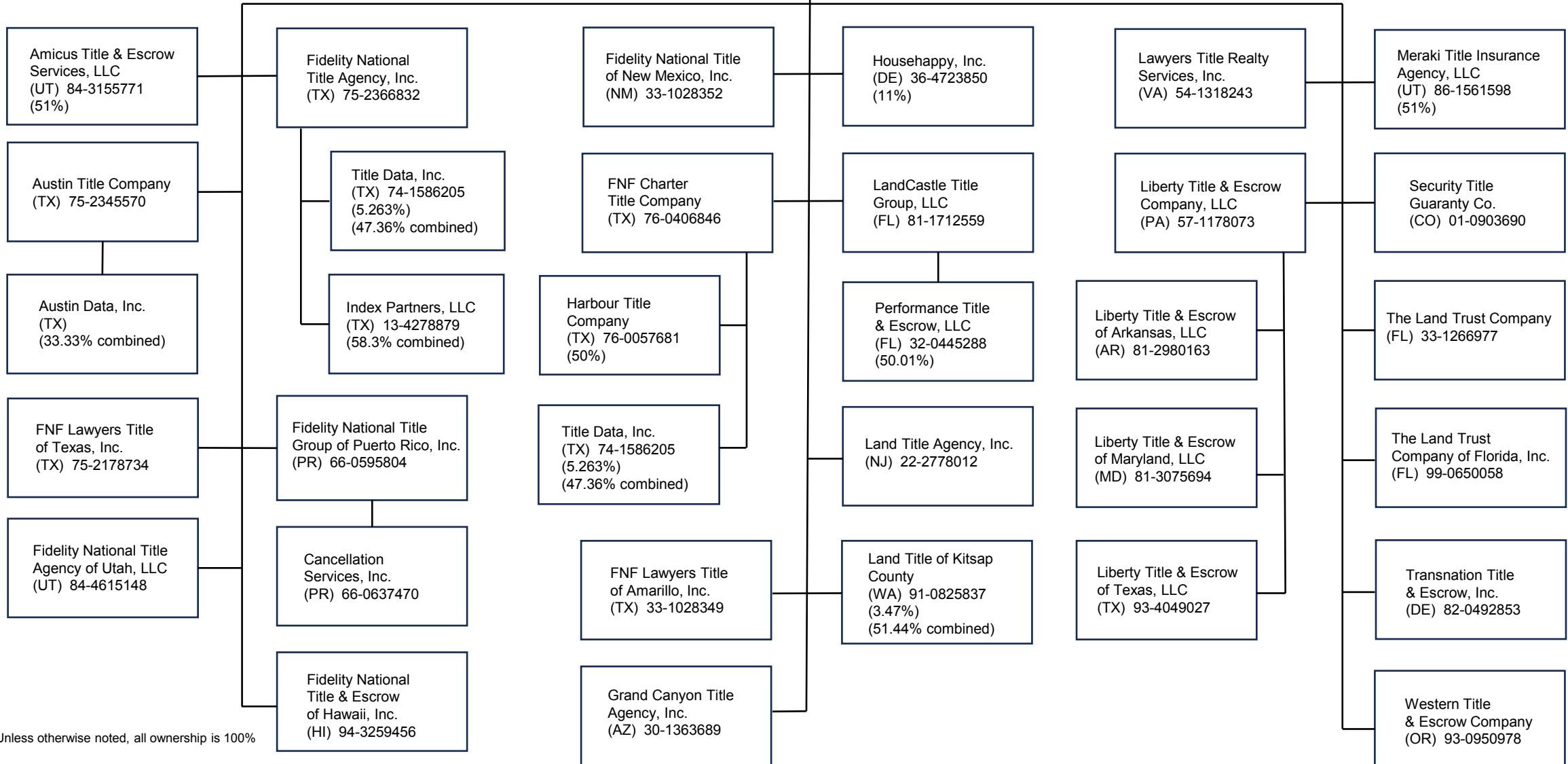
12.10



SCHEDULE Y – INFORMATION CONCERNING ACTIVITIES OF INSURER MEMBERS OF A HOLDING COMPANY GROUP

PART 1 – ORGANIZATIONAL CHART

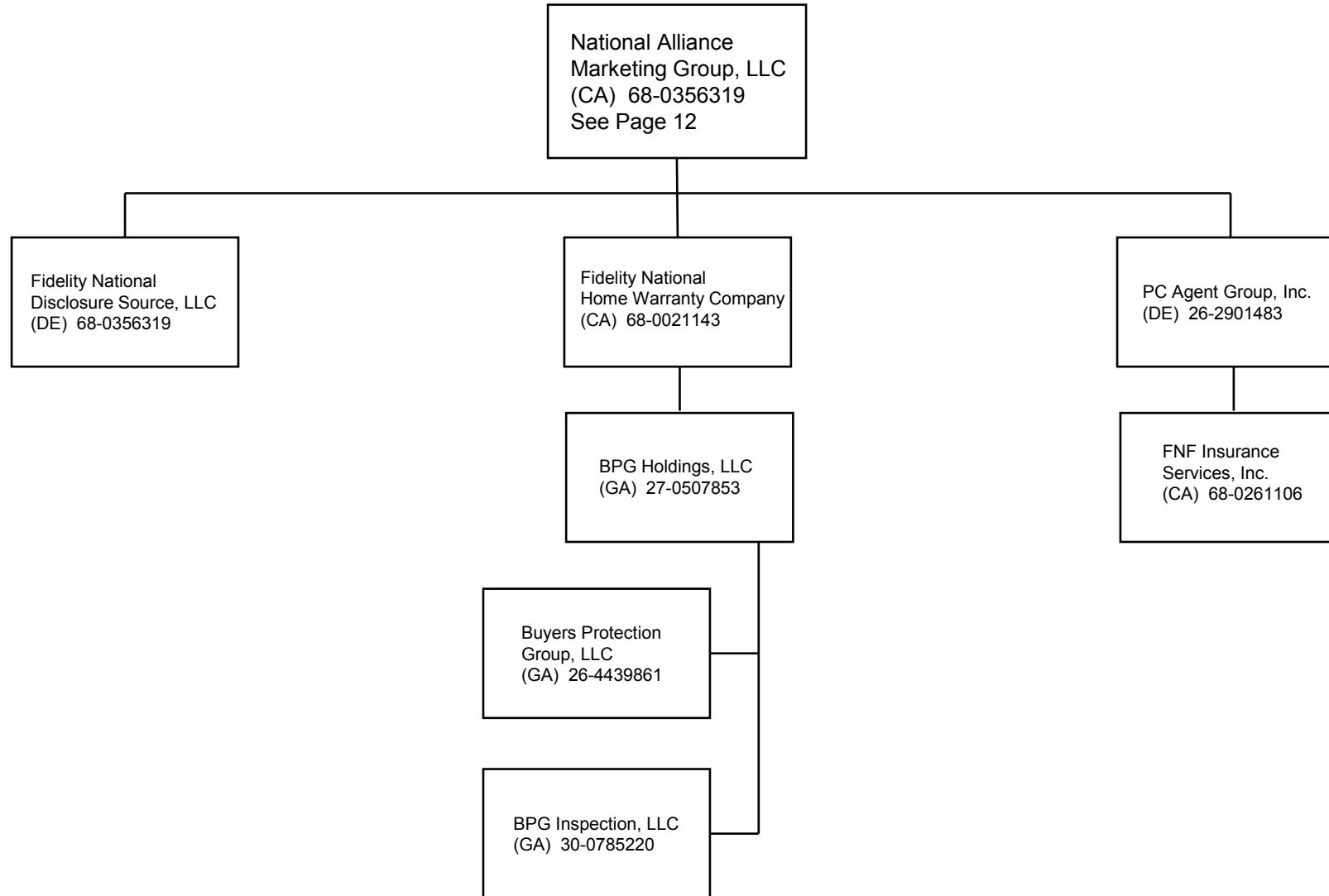
FNTS Holdings, LLC
 (DE) 27-3931357
 See Page 1
 Continued on Page 12.20



12.11

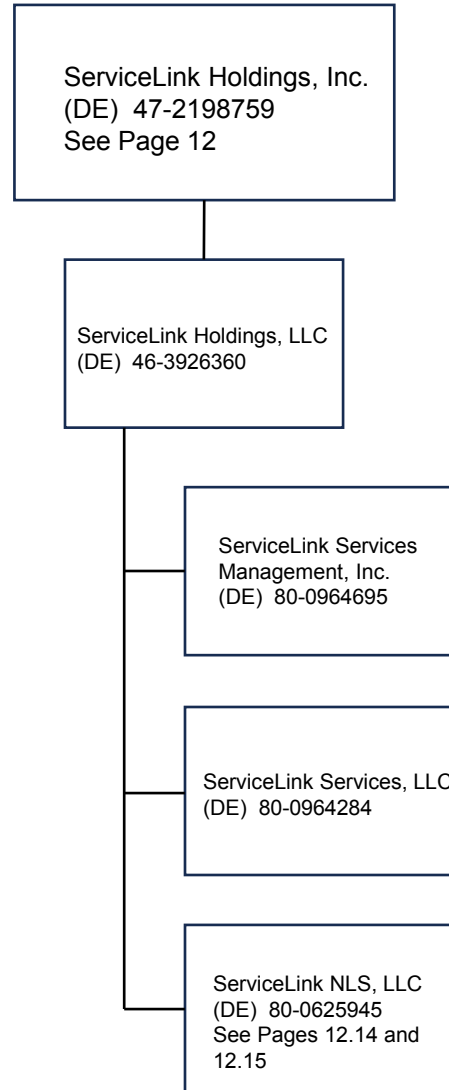
Unless otherwise noted, all ownership is 100%

STATEMENT AS OF SEPTEMBER 30, 2024 OF THE FIDELITY & GUARANTY LIFE INSURANCE COMPANY
SCHEDULE Y – INFORMATION CONCERNING ACTIVITIES OF INSURER MEMBERS OF A HOLDING COMPANY GROUP
PART 1 – ORGANIZATIONAL CHART



12.12

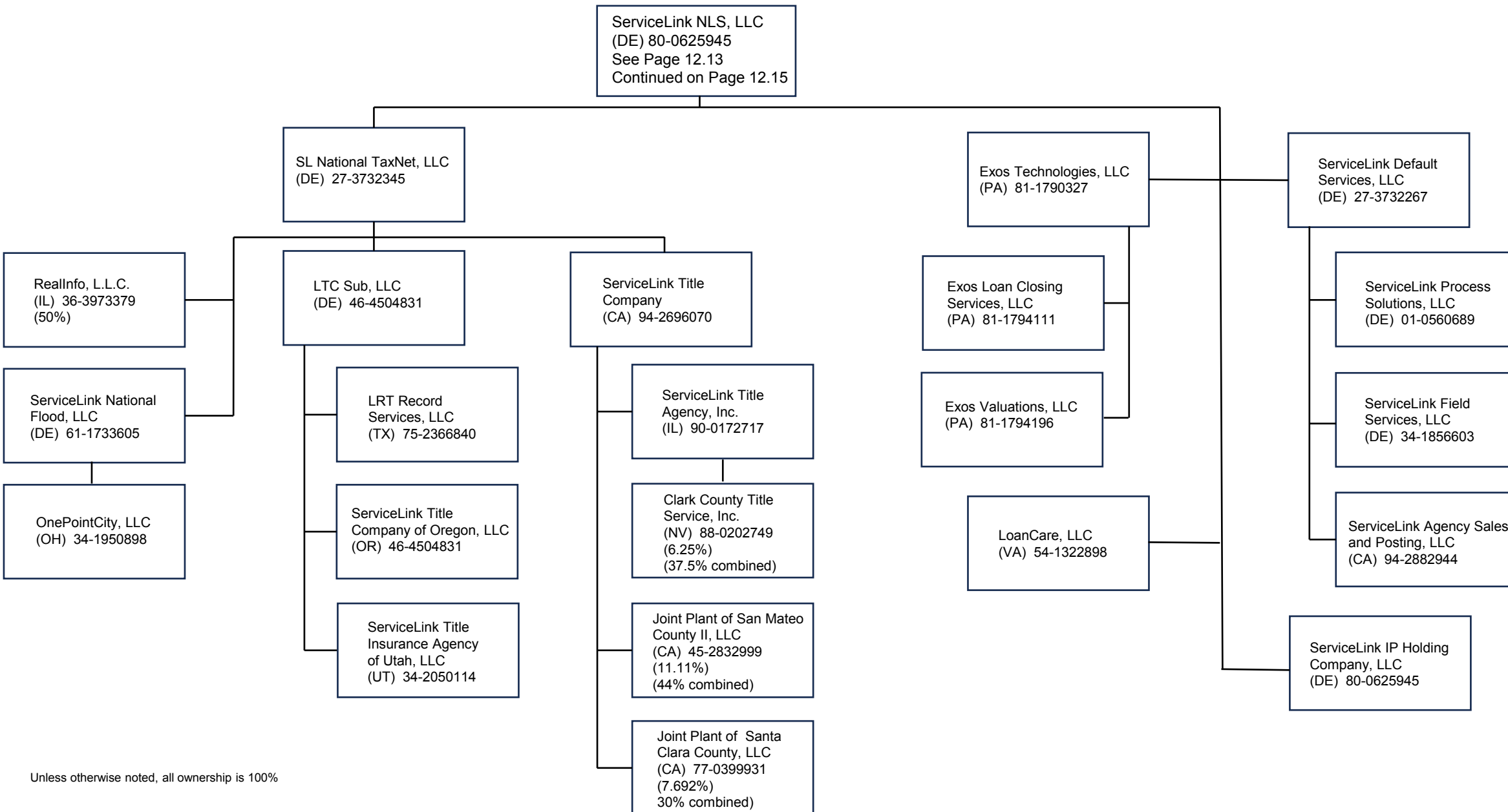
STATEMENT AS OF SEPTEMBER 30, 2024 OF THE FIDELITY & GUARANTY LIFE INSURANCE COMPANY
SCHEDULE Y – INFORMATION CONCERNING ACTIVITIES OF INSURER MEMBERS OF A HOLDING COMPANY GROUP
PART 1 – ORGANIZATIONAL CHART



12.13

SCHEDULE Y – INFORMATION CONCERNING ACTIVITIES OF INSURER MEMBERS OF A HOLDING COMPANY GROUP

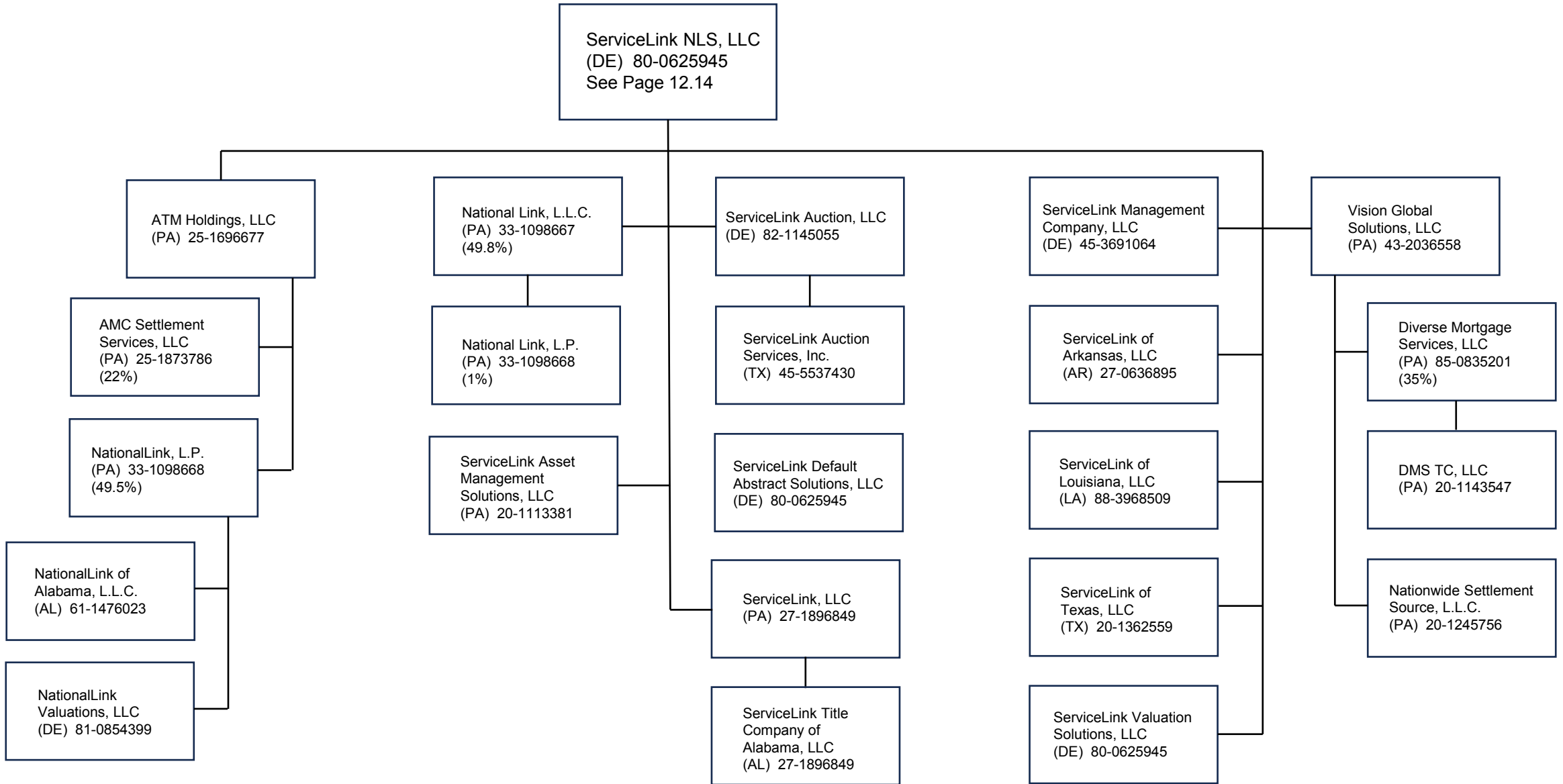
PART 1 – ORGANIZATIONAL CHART



12.14

Unless otherwise noted, all ownership is 100%

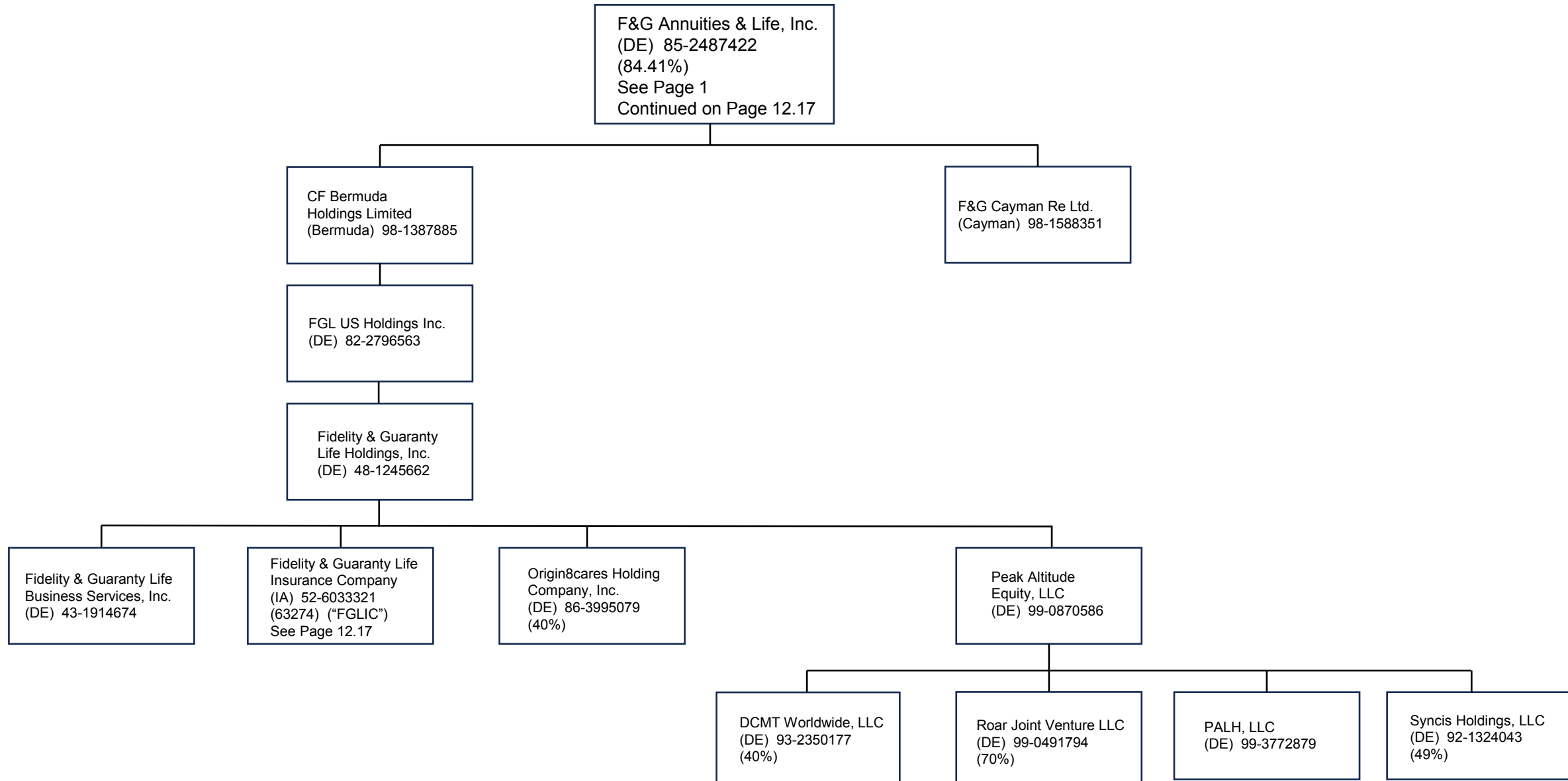
STATEMENT AS OF SEPTEMBER 30, 2024 OF THE FIDELITY & GUARANTY LIFE INSURANCE COMPANY
SCHEDULE Y – INFORMATION CONCERNING ACTIVITIES OF INSURER MEMBERS OF A HOLDING COMPANY GROUP
PART 1 – ORGANIZATIONAL CHART



12.15

Unless otherwise noted, all ownership is 100%

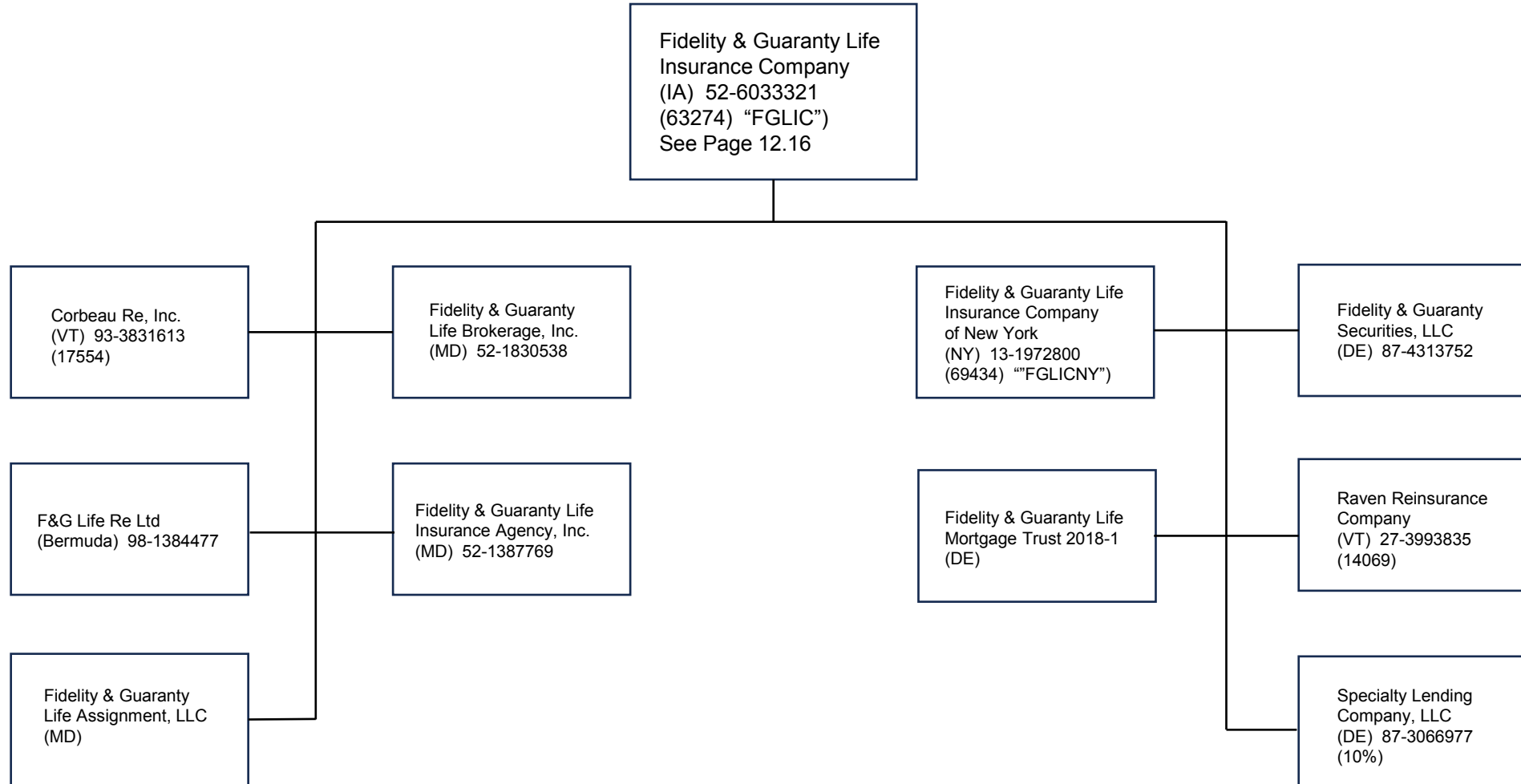
STATEMENT AS OF SEPTEMBER 30, 2024 OF THE FIDELITY & GUARANTY LIFE INSURANCE COMPANY
SCHEDULE Y – INFORMATION CONCERNING ACTIVITIES OF INSURER MEMBERS OF A HOLDING COMPANY GROUP
PART 1 – ORGANIZATIONAL CHART



12.16

Unless otherwise noted, all ownership is 100%

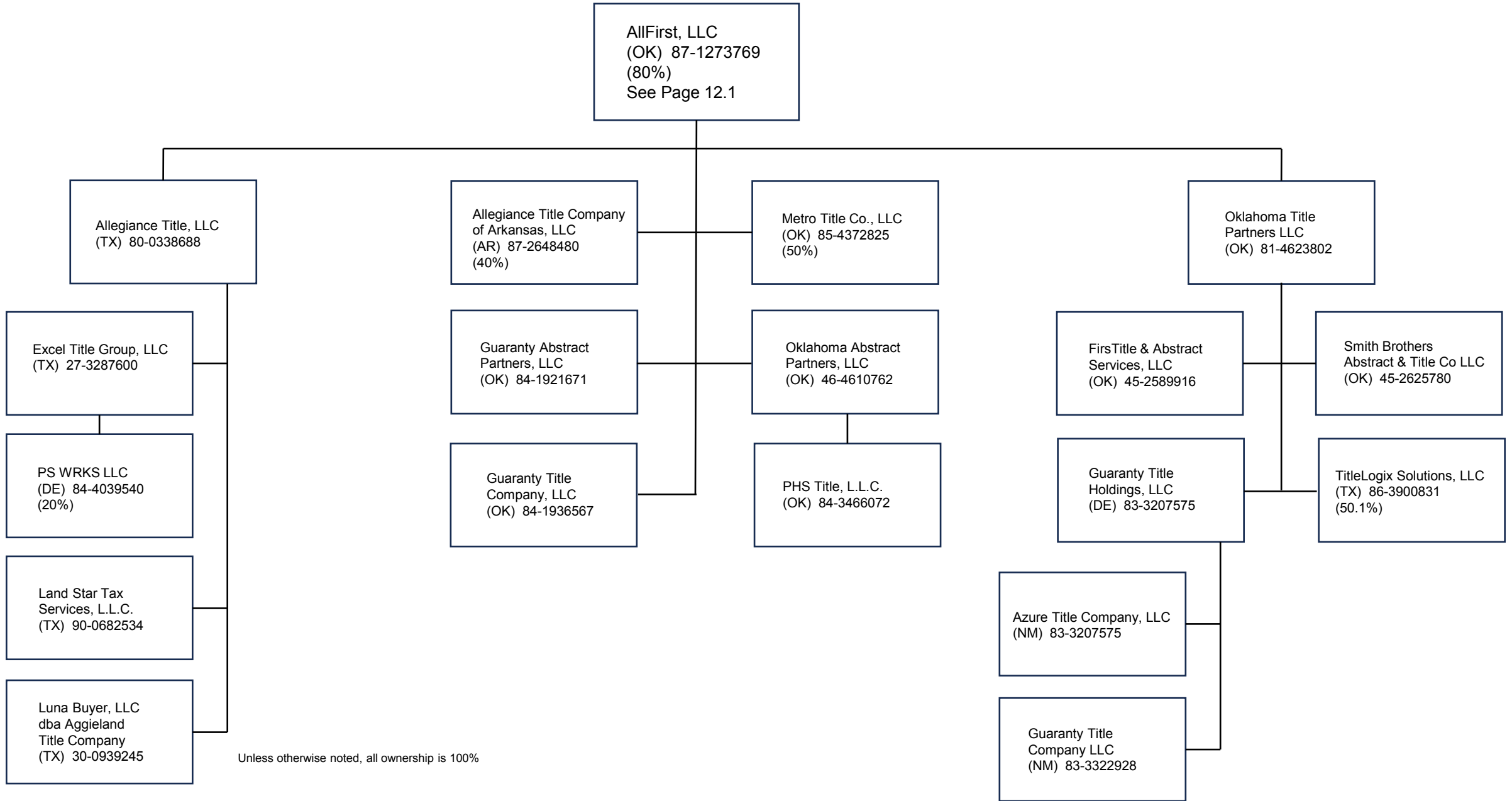
STATEMENT AS OF SEPTEMBER 30, 2024 OF THE FIDELITY & GUARANTY LIFE INSURANCE COMPANY
SCHEDULE Y – INFORMATION CONCERNING ACTIVITIES OF INSURER MEMBERS OF A HOLDING COMPANY GROUP
PART 1 – ORGANIZATIONAL CHART



12.17

STATEMENT AS OF SEPTEMBER 30, 2024 OF THE FIDELITY & GUARANTY LIFE INSURANCE COMPANY
SCHEDULE Y – INFORMATION CONCERNING ACTIVITIES OF INSURER MEMBERS OF A HOLDING COMPANY GROUP
PART 1 – ORGANIZATIONAL CHART

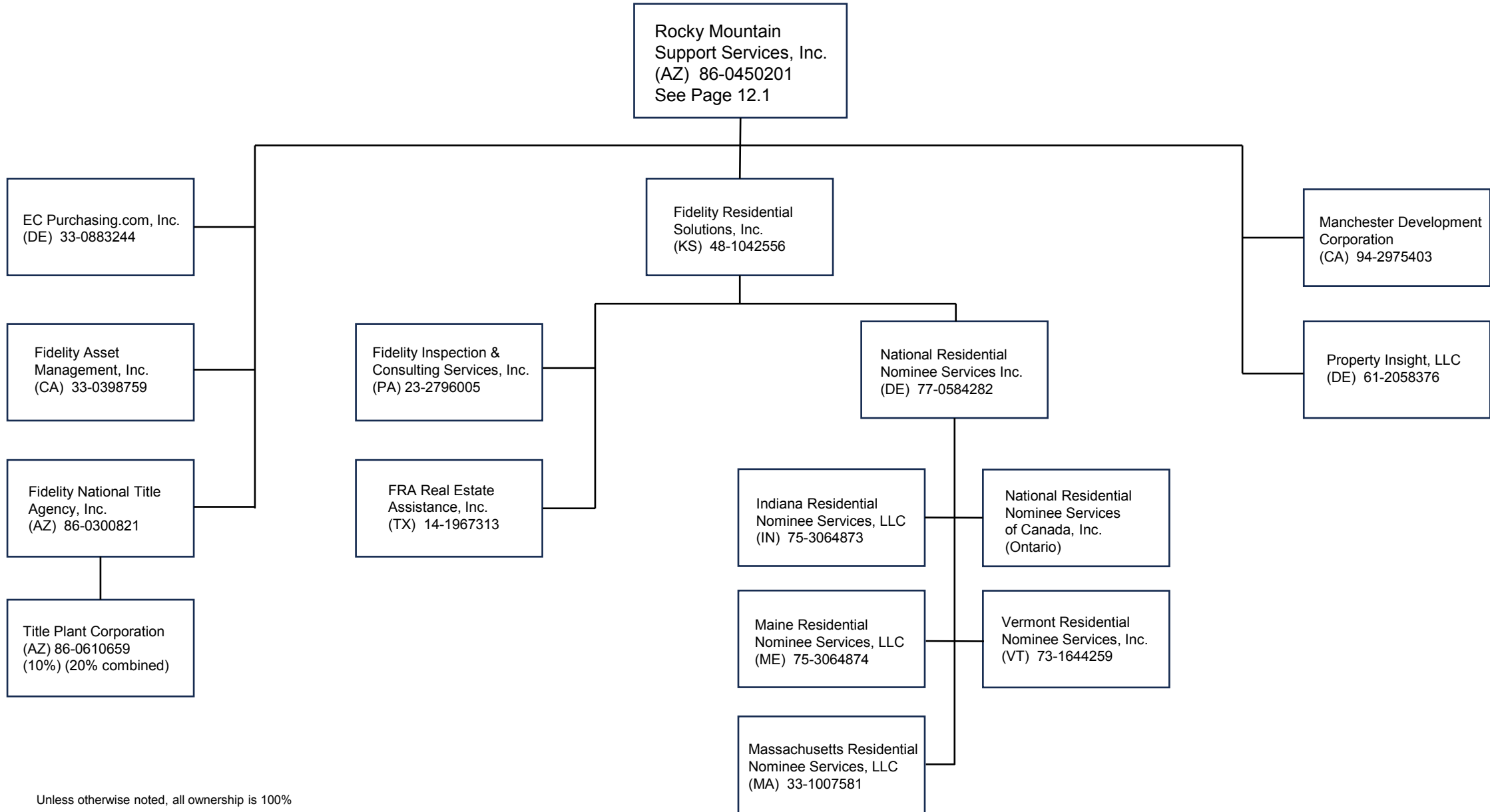
12.18



Unless otherwise noted, all ownership is 100%

STATEMENT AS OF SEPTEMBER 30, 2024 OF THE FIDELITY & GUARANTY LIFE INSURANCE COMPANY
SCHEDULE Y – INFORMATION CONCERNING ACTIVITIES OF INSURER MEMBERS OF A HOLDING COMPANY GROUP
PART 1 – ORGANIZATIONAL CHART

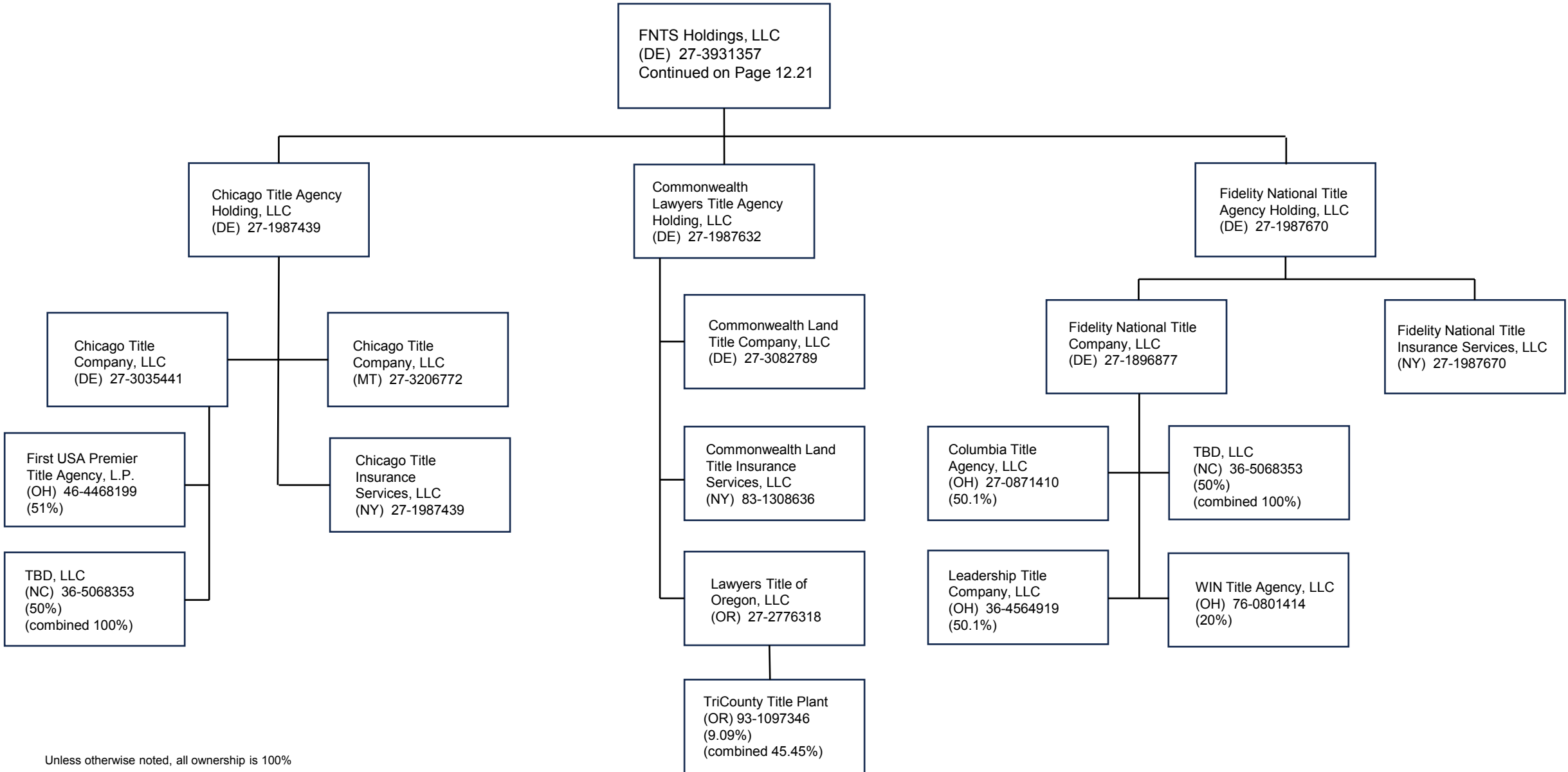
12.19



Unless otherwise noted, all ownership is 100%

STATEMENT AS OF SEPTEMBER 30, 2024 OF THE FIDELITY & GUARANTY LIFE INSURANCE COMPANY
SCHEDULE Y – INFORMATION CONCERNING ACTIVITIES OF INSURER MEMBERS OF A HOLDING COMPANY GROUP
PART 1 – ORGANIZATIONAL CHART

12.20

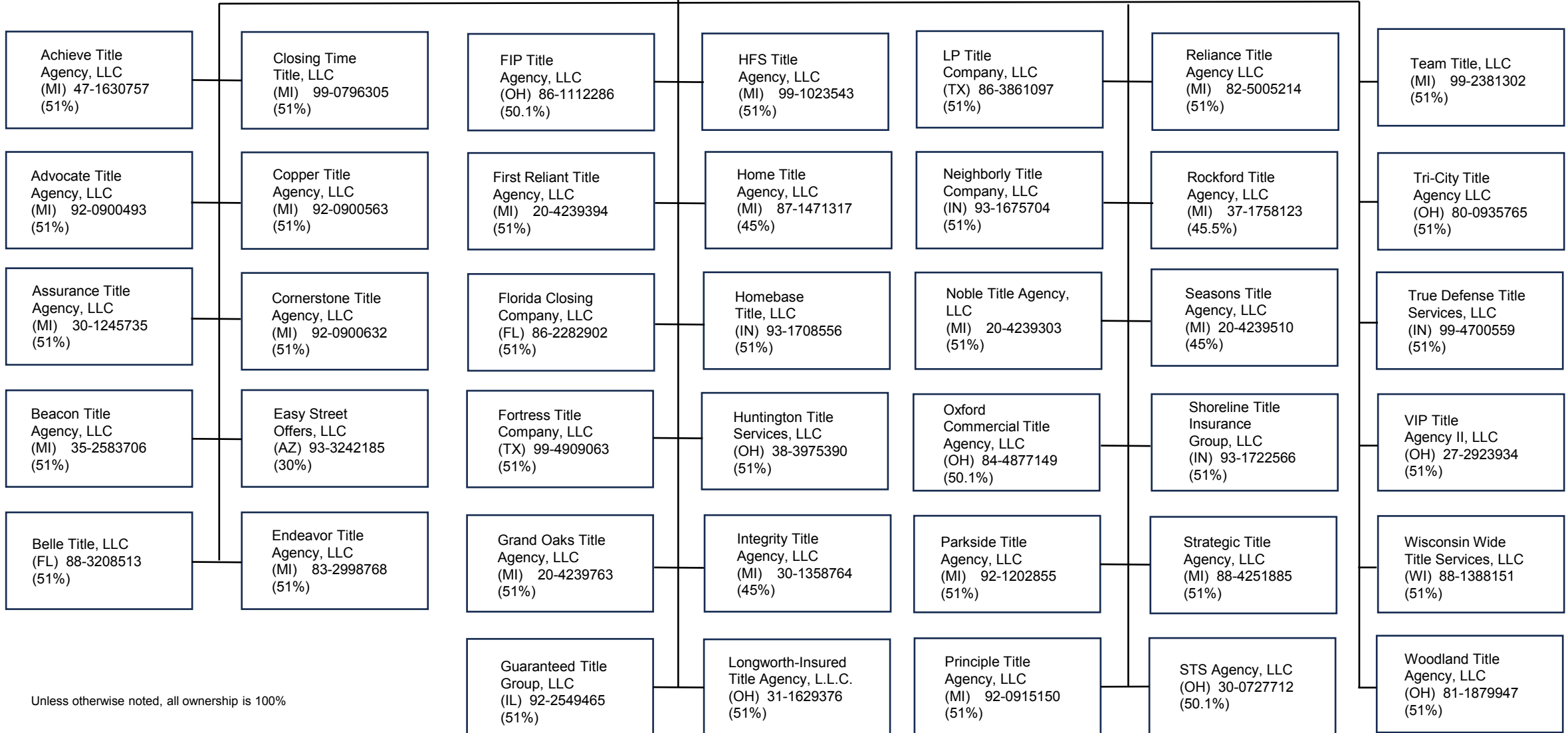


Unless otherwise noted, all ownership is 100%

SCHEDULE Y – INFORMATION CONCERNING ACTIVITIES OF INSURER MEMBERS OF A HOLDING COMPANY GROUP

PART 1 – ORGANIZATIONAL CHART

FNTS Holdings, LLC
(DE) 27-3931357
See Page 12



12.21

Unless otherwise noted, all ownership is 100%

STATEMENT AS OF SEPTEMBER 30, 2024 OF THE FIDELITY & GUARANTY LIFE INSURANCE COMPANY

SCHEDULE Y

PART 1A - DETAIL OF INSURANCE HOLDING COMPANY SYSTEM

1	2	3	4	5	6	7	8	9	10	11	12	13	14	15	16
Group Code	Group Name	NAIC Company Code	ID Number	Federal RSSD	CIK	Name of Securities Exchange if Publicly Traded (U.S. or International)	Names of Parent, Subsidiaries Or Affiliates	Domiciliary Location	Relationship to Reporting Entity	Directly Controlled by (Name of Entity/Person)	Type of Control (Ownership, Board, Management, Attorney-in-Fact, Influence, Other)	If Control is Ownership Provide Percentage	Ultimate Controlling Entity(ies)/Person(s)	Is an SCA Filing Required? (Yes/No)	*
.0670	Fidelity National Financial	00000	47-1630757				Achieve Title Agency, LLC	MI	NIA	FNTS Holdings, LLC	Ownership	0.510	Fidelity National Financial, Inc	NO	
.0670	Fidelity National Financial	00000	81-4895076				ACT Title Agency, LLC	OH	NIA	Executive Title Agency Corp	Ownership	0.510	Fidelity National Financial, Inc	NO	
.0670	Fidelity National Financial	00000	92-0900493				Advocate Title Agency, LLC	MI	NIA	FNTS Holdings, LLC	Ownership	0.510	Fidelity National Financial, Inc	NO	
.0670	Fidelity National Financial	00000	20-1371771				AESOP Exchange Corporation	DE	NIA	IPX1031, LLC	Ownership, Board	1.000	Fidelity National Financial, Inc	NO	
.0670	Fidelity National Financial	00000					Agent Pronto Canada Ltd	CAN	NIA	Agent Pronto, LLC	Ownership, Board	1.000	Fidelity National Financial, Inc	NO	
.0670	Fidelity National Financial	00000	83-3172316				Agent Pronto, LLC	FL	NIA	CINC Superior Holdings, LLC	Ownership, Management	1.000	Fidelity National Financial, Inc	NO	
.0670	Fidelity National Financial	00000	74-1659903				Alamo Title Company	TX	NIA	Alamo Title Holding Company	Ownership, Board, Management	1.000	Fidelity National Financial, Inc	NO	
.0670	Fidelity National Financial	00000	74-2683435				Alamo Title Holding Company	TX	NIA	FNTS Holdings, LLC	Ownership, Board, Management	1.000	Fidelity National Financial, Inc	NO	
.0670	Fidelity National Financial	50598	74-0476580				Alamo Title Insurance	TX	IA	Fidelity National Title Group, Inc	Ownership, Board, Management	1.000	Fidelity National Financial, Inc	NO	
.0670	Fidelity National Financial	00000	54-0565503				Alexander Title Agency, Incorporated	VA	NIA	FNTS Holdings, LLC	Ownership, Board, Management	1.000	Fidelity National Financial, Inc	NO	
.0670	Fidelity National Financial	00000	04-3684947				All Seasons Escrow	CA	NIA	FNF Escrow Holdings II, LLC	Ownership, Board, Management	1.000	Fidelity National Financial, Inc	NO	
.0670	Fidelity National Financial	00000	80-0338688				Allegiance Title Company of Arkansas, LLC	AR	NIA	AllFirst, LLC	Ownership	0.400	Fidelity National Financial, Inc	NO	
.0670	Fidelity National Financial	00000	80-0338688				Allegiance Title, LLC	TX	NIA	AllFirst, LLC	Ownership	1.000	Fidelity National Financial, Inc	NO	
.0670	Fidelity National Financial	00000	87-1273769				AllFirst, LLC	OK	NIA	FNTS Holdings, LLC	Ownership	0.800	Fidelity National Financial, Inc	NO	
.0670	Fidelity National Financial	00000	75-2437463				Amarillo Data, Inc	TX	NIA	Chicago Title of Texas, LLC	Ownership	0.333	Fidelity National Financial, Inc	NO	
.0670	Fidelity National Financial	00000	75-2437463				Amarillo Data, Inc	TX	NIA	FNF Lawyers Title of Amarillo, Inc	Ownership	0.333	Fidelity National Financial, Inc	NO	
.0670	Fidelity National Financial	00000	25-1873786				AMC Settlement Services, LLC	PA	NIA	ATM Holdings, Inc	Ownership	0.220	Fidelity National Financial, Inc	NO	
.0670	Fidelity National Financial	00000	84-0737685				American Heritage Title Agency, Inc	CO	NIA	FNF Security Acquisition, Inc	Ownership, Board, Management	1.000	Fidelity National Financial, Inc	NO	
.0670	Fidelity National Financial	00000	74-2295751				American Title Company	TX	NIA	FNTS Holdings, LLC	Ownership, Board, Management	1.000	Fidelity National Financial, Inc	NO	
.0670	Fidelity National Financial	00000	81-1387753				Amerititle Downtown, LLC	OH	NIA	FNTS Holdings, LLC	Ownership, Board, Management	1.000	Fidelity National Financial, Inc	NO	
.0670	Fidelity National Financial	00000	84-3155771				Amicus Title & Escrow Services, LLC	UT	NIA	FNTS Holdings, LLC	Ownership	0.510	Fidelity National Financial, Inc	NO	
.0670	Fidelity National Financial	00000	27-3412659				Antelope Valley Escrow Services, Inc	CA	NIA	FNF Escrow Holdings II, LLC	Ownership, Board, Management	0.570	Fidelity National Financial, Inc	NO	
.0670	Fidelity National Financial	00000	30-1245735				Assurance Title Agency, LLC	MI	NIA	FNTS Holdings, LLC	Ownership, Board	0.510	Fidelity National Financial, Inc	NO	
.0670	Fidelity National Financial	00000	25-1696677				ATM Holdings, LLC	PA	NIA	ServiceLink NLS, LLC	Ownership, Management	1.000	Fidelity National Financial, Inc	NO	
.0670	Fidelity National Financial	00000					Austin Data, Inc	TX	NIA	Alamo Title Insurance	Ownership	0.067	Fidelity National Financial, Inc	NO	
.0670	Fidelity National Financial	00000					Austin Data, Inc	TX	NIA	Chicago Title of Texas, LLC	Ownership	0.067	Fidelity National Financial, Inc	NO	
.0670	Fidelity National Financial	00000					Austin Data, Inc	TX	NIA	Chicago Title Insurance Company	Ownership	0.067	Fidelity National Financial, Inc	NO	
.0670	Fidelity National Financial	00000					Austin Data, Inc	TX	NIA	Fidelity National Title Insurance Company	Ownership	0.067	Fidelity National Financial, Inc	NO	
.0670	Fidelity National Financial	00000					Austin Data, Inc	TX	NIA	Austin Title Company	Ownership	0.067	Fidelity National Financial, Inc	NO	
.0670	Fidelity National Financial	00000	75-2345570				Austin Title Company	TX	NIA	FNTS Holdings, LLC	Ownership, Board, Management	1.000	Fidelity National Financial, Inc	NO	
.0670	Fidelity National Financial	00000	83-3207575				Azure Title Company, LLC	NM	NIA	Guaranty Title Holdings, LLC	Ownership, Management	1.000	Fidelity National Financial, Inc	NO	
.0670	Fidelity National Financial	00000	27-3931357				Bancserv, LLC	CA	NIA	FNTS Holdings, LLC	Ownership, Board, Management	1.000	Fidelity National Financial, Inc	NO	
.0670	Fidelity National Financial	00000	72-0957279				Baton Rouge Title Company, Inc	LA	NIA	FNTS Holdings, LLC	Ownership, Board, Management	1.000	Fidelity National Financial, Inc	NO	
.0670	Fidelity National Financial	00000	35-2583706				Beacon Title Agency, LLC	MI	NIA	FNTS Holdings, LLC	Ownership	0.510	Fidelity National Financial, Inc	NO	
.0670	Fidelity National Financial	00000	88-3208513				Belle Title, LLC	FL	NIA	FNTS Holdings, LLC	Ownership	0.510	Fidelity National Financial, Inc	NO	
.0670	Fidelity National Financial	00000	63-1141249				BHC&M Ltd	VA	NIA	FNTS Holdings, LLC	Ownership, Board, Management	1.000	Fidelity National Financial, Inc	NO	
.0670	Fidelity National Financial	00000	43-2052006				Blue Ridge Title/CTIC, LLC	VA	NIA	Chicago Title Insurance Company	Ownership	0.200	Fidelity National Financial, Inc	NO	
.0670	Fidelity National Financial	00000	27-0507853				BPG Holdings, LLC	GA	NIA	Fidelity National Home Warranty Company	Ownership, Board, Management	1.000	Fidelity National Financial, Inc	NO	
.0670	Fidelity National Financial	00000	30-0785220				BPG Inspection, LLC	GA	NIA	BPG Holdings, LLC	Ownership	1.000	Fidelity National Financial, Inc	NO	
.0670	Fidelity National Financial	00000	45-2387274				Breakthrough Broker, LLC	CO	NIA	FNF RE Technology Holdings, LLC	Ownership, Management	1.000	Fidelity National Financial, Inc	NO	
.0670	Fidelity National Financial	00000	94-3345583				Burnet Title of Indiana, LLC	IN	NIA	Chicago Title Insurance Company	Ownership	0.250	Fidelity National Financial, Inc	NO	
.0670	Fidelity National Financial	00000	26-4439861				Buyers Protection Group, LLC	GA	NIA	BPG Holdings, LLC	Ownership, Board, Management	1.000	Fidelity National Financial, Inc	NO	
.0670	Fidelity National Financial	00000	66-0637470				Cancellation Services, Inc	PR	NIA	Fidelity National Title Group of Puerto Rico, Inc	Ownership, Board, Management	1.000	Fidelity National Financial, Inc	NO	
.0670	Fidelity National Financial	00000	98-1387885				CF Bermuda Holdings Limited	BMU	UIP	F & G Annuities & Life, Inc	Ownership	1.000	Fidelity National Financial, Inc	NO	
.0670	Fidelity National Financial	00000	59-2872587				Chelsea Title Company	FL	NIA	FNTS Holdings, LLC	Ownership, Board, Management	1.000	Fidelity National Financial, Inc	NO	
.0670	Fidelity National Financial	00000	36-4186010				Chicago Land Agency Services, Inc	IL	NIA	Chicago Title Insurance Company	Ownership, Board	0.499	Fidelity National Financial, Inc	NO	
.0670	Fidelity National Financial	00000	27-1987439				Chicago Title Agency Holding, LLC	DE	NIA	FNTS Holdings, LLC	Ownership, Board, Management	1.000	Fidelity National Financial, Inc	NO	
.0670	Fidelity National Financial	00000	93-1627580				Chicago Title Agency of Utah, LLC	UT	NIA	FNTS Holdings, LLC	Ownership, Management	1.000	Fidelity National Financial, Inc	NO	

STATEMENT AS OF SEPTEMBER 30, 2024 OF THE FIDELITY & GUARANTY LIFE INSURANCE COMPANY

SCHEDULE Y

PART 1A - DETAIL OF INSURANCE HOLDING COMPANY SYSTEM

1	2	3	4	5	6	7	8	9	10	11	12	13	14	15	16
Group Code	Group Name	NAIC Company Code	ID Number	Federal RSSD	CIK	Name of Securities Exchange if Publicly Traded (U.S. or International)	Names of Parent, Subsidiaries Or Affiliates	Domiciliary Location	Relationship to Reporting Entity	Directly Controlled by (Name of Entity/Person)	Type of Control (Ownership, Board, Management, Attorney-in-Fact, Influence, Other)	If Control is Ownership Provide Percentage	Ultimate Controlling Entity(ies)/Person(s)	Is an SCA Filing Required? (Yes/No)	*
.0670	Fidelity National Financial	00000	86-0584905				Chicago Title Agency, Inc	AZ	NIA	FNTS Holdings, LLC	Ownership, Board, Management	1.000	Fidelity National Financial, Inc	NO	
.0670	Fidelity National Financial	00000	81-3836216				Chicago Title and Trust Company	IL	IA	Fidelity National Title Group, Inc	Ownership, Board, Management	1.000	Fidelity National Financial, Inc	NO	
.0670	Fidelity National Financial	00000	36-3341513				Chicago Title Company	CA	NIA	FNF UTC, LLC	Ownership, Board, Management	1.000	Fidelity National Financial, Inc	NO	
.0670	Fidelity National Financial	00000	01-0903694				Chicago Title Company of Oregon	OR	NIA	FNTS Holdings, LLC	Ownership, Board, Management	1.000	Fidelity National Financial, Inc	NO	
.0670	Fidelity National Financial	00000	91-0759475				Chicago Title Company of Washington	WA	NIA	FNTS Holdings, LLC	Ownership, Board, Management	1.000	Fidelity National Financial, Inc	NO	
.0670	Fidelity National Financial	00000	27-3035441				Chicago Title Company, LLC	DE	NIA	Chicago Title Agency Holding, LLC	Ownership, Board, Management	1.000	Fidelity National Financial, Inc	NO	
.0670	Fidelity National Financial	00000	27-3206772				Chicago Title Company, LLC	MT	NIA	Chicago Title Agency Holding, LLC	Ownership, Board, Management	1.000	Fidelity National Financial, Inc	NO	
.0670	Fidelity National Financial	50229	36-2468956				Chicago Title Insurance Company	FL	IA	Fidelity National Title Group, Inc	Ownership, Board, Management	1.000	Fidelity National Financial, Inc	NO	
.0670	Fidelity National Financial	00000	27-1987439				Chicago Title Insurance Services, LLC	NY	NIA	Chicago Title Agency Holding, LLC	Ownership, Board, Management	1.000	Fidelity National Financial, Inc	NO	
.0670	Fidelity National Financial	00000	36-4228499				Chicago Title Land Trust Company	IL	NIA	FNTS Holdings, LLC	Ownership, Board, Management	1.000	Fidelity National Financial, Inc	NO	
.0670	Fidelity National Financial	00000	36-3569236				Chicago Title of Colorado, Inc	CO	NIA	FNTS Holdings, LLC	Ownership, Board, Management	1.000	Fidelity National Financial, Inc	NO	
.0670	Fidelity National Financial	00000	38-1997202				Chicago Title of Michigan, Inc	MI	NIA	Chicago Title Insurance Company	Ownership, Board, Management	1.000	Fidelity National Financial, Inc	YES	
.0670	Fidelity National Financial	00000	88-0192423				Chicago Title of Nevada, Inc	NV	NIA	FNTS Holdings, LLC	Ownership, Board, Management	1.000	Fidelity National Financial, Inc	NO	
.0670	Fidelity National Financial	00000	27-3335167				Chicago Title of Texas, LLC	TX	NIA	Alamo Title Holding Company	Ownership, Board, Management	1.000	Fidelity National Financial, Inc	NO	
.0670	Fidelity National Financial	00000	73-0172170				Chicago Title Oklahoma Co.	OK	NIA	FNTS Holdings, LLC	Ownership, Board, Management	1.000	Fidelity National Financial, Inc	NO	
.0670	Fidelity National Financial	00000	81-4455080				Chicago Title Timeshare Company	DE	NIA	FNTS Holdings, LLC	Ownership, Board, Management	1.000	Fidelity National Financial, Inc	NO	
.0670	Fidelity National Financial	00000	36-4744078				Chicago Title Timeshare Land Trust, Inc	FL	NIA	FNTS Holdings, LLC	Ownership, Board, Management	1.000	Fidelity National Financial, Inc	NO	
.0670	Fidelity National Financial	00000	81-4467030				CINC RE Company, LLC	DE	NIA	CINC Superior Holdings, LLC	Ownership, Management	1.000	Fidelity National Financial, Inc	NO	
.0670	Fidelity National Financial	00000	47-3237809				CINC Superior Holdings, LLC	DE	NIA	FNF RE Technology Holdings, LLC	Ownership, Management	0.991	Fidelity National Financial, Inc	NO	
.0670	Fidelity National Financial	00000	88-0202749				Clark County Title Service, Inc.	NV	NIA	Fidelity National Title Insurance Company	Ownership	0.063	Fidelity National Financial, Inc	NO	
.0670	Fidelity National Financial	00000	88-0202749				Clark County Title Service, Inc.	NV	NIA	Chicago Title of Nevada, Inc	Ownership	0.063	Fidelity National Financial, Inc	NO	
.0670	Fidelity National Financial	00000	88-0202749				Clark County Title Service, Inc.	NV	NIA	Fidelity National Title Agency of Nevada, Inc	Ownership	0.063	Fidelity National Financial, Inc	NO	
.0670	Fidelity National Financial	00000	88-0202749				Clark County Title Service, Inc.	NV	NIA	ServiceLink Title Agency, Inc	Ownership	0.063	Fidelity National Financial, Inc	NO	
.0670	Fidelity National Financial	00000	88-0202749				Clark County Title Service, Inc.	NV	NIA	Lawyers Title of Nevada, Inc	Ownership	0.063	Fidelity National Financial, Inc	NO	
.0670	Fidelity National Financial	00000	88-0202749				Clark County Title Service, Inc.	NV	NIA	Ticor Title of Nevada, Inc	Ownership	0.063	Fidelity National Financial, Inc	NO	
.0670	Fidelity National Financial	00000	47-3725936				Closed Escrow, Inc	CA	NIA	FNF Escrow Holdings II, LLC	Ownership	0.510	Fidelity National Financial, Inc	NO	
.0670	Fidelity National Financial	00000	99-0796305				Closing Time Title, LLC	MI	NIA	FNTS Holdings, LLC	Ownership	0.510	Fidelity National Financial, Inc	NO	
.0670	Fidelity National Financial	00000	27-0871410				Columbia Title Agency, LLC	OH	NIA	Fidelity National Title Company, LLC	Ownership	0.501	Fidelity National Financial, Inc	NO	
.0670	Fidelity National Financial	00000	20-0123853				Command Escrow, Inc	CA	NIA	FNF Escrow Holdings II, LLC	Ownership, Board, Management	0.600	Fidelity National Financial, Inc	NO	
.0670	Fidelity National Financial	00000					Commerce Velocity India Pvt Ltd	IND	NIA	FNTS Holdings, LLC	Ownership, Board, Management	1.000	Fidelity National Financial, Inc	NO	
.0670	Fidelity National Financial	00000	86-2450326				Commercial Partners Title, LLC	MN	NIA	FNTS Holdings, LLC	Ownership, Management	1.000	Fidelity National Financial, Inc	NO	
.0670	Fidelity National Financial	00000	52-1152888				Commercial Settlements, Inc	DC	NIA	FNTS Holdings, LLC	Ownership, Board, Management	1.000	Fidelity National Financial, Inc	NO	
.0670	Fidelity National Financial	00000	94-2241956				Commonwealth Land Title Company	CA	NIA	FNF UTC, LLC	Ownership, Board, Management	1.000	Fidelity National Financial, Inc	NO	
.0670	Fidelity National Financial	00000	93-2720801				Commonwealth Land Title Company of Colorado, LLC	CO	NIA	FNTS Holdings, LLC	Ownership, Management	1.000	Fidelity National Financial, Inc	NO	
.0670	Fidelity National Financial	00000	27-3082789				Commonwealth Land Title Company, LLC	DE	NIA	Commonwealth Lawyers Title Agency Holding, LLC	Ownership, Board, Management	1.000	Fidelity National Financial, Inc	NO	
.0670	Fidelity National Financial	50083	23-1253755				Commonwealth Land Title Insurance Company	FL	IA	Chicago Title Insurance Company	Ownership, Board, Management	1.000	Fidelity National Financial, Inc	NO	
.0670	Fidelity National Financial	00000	27-1987632				Commonwealth Land Title Insurance Services, LLC	NY	NIA	Commonwealth Lawyers Title Agency Holding, LLC	Ownership, Board, Management	1.000	Fidelity National Financial, Inc	NO	
.0670	Fidelity National Financial	00000	27-1987632				Commonwealth Lawyers Title Agency Holding, LLC	DE	NIA	FNTS Holdings, LLC	Ownership, Board, Management	1.000	Fidelity National Financial, Inc	NO	
.0670	Fidelity National Financial	00000	16-1672095				Commonwealth Title Company	WA	NIA	FNTS Holdings, LLC	Ownership, Board, Management	1.000	Fidelity National Financial, Inc	NO	
.0670	Fidelity National Financial	00000	75-1368427				Commonwealth Title of Dallas, Inc	TX	NIA	FNTS Holdings, LLC	Ownership, Board, Management	1.000	Fidelity National Financial, Inc	NO	
.0670	Fidelity National Financial	00000	74-1557228				Commonwealth Title of Houston, Inc	TX	NIA	FNTS Holdings, LLC	Ownership, Board, Management	1.000	Fidelity National Financial, Inc	NO	
.0670	Fidelity National Financial	00000					Computerized Title Records of Sonoma County, LLC	CA	NIA	Commonwealth Land Title Company	Ownership	0.200	Fidelity National Financial, Inc	NO	
.0670	Fidelity National Financial	00000					Computerized Title Records of Sonoma County, LLC	CA	NIA	Fidelity National Title Company	Ownership	0.200	Fidelity National Financial, Inc	NO	

STATEMENT AS OF SEPTEMBER 30, 2024 OF THE FIDELITY & GUARANTY LIFE INSURANCE COMPANY

SCHEDULE Y
PART 1A - DETAIL OF INSURANCE HOLDING COMPANY SYSTEM

1	2	3	4	5	6	7	8	9	10	11	12	13	14	15	16
Group Code	Group Name	NAIC Company Code	ID Number	Federal RSSD	CIK	Name of Securities Exchange if Publicly Traded (U.S. or International)	Names of Parent, Subsidiaries Or Affiliates	Domiciliary Location	Relationship to Reporting Entity	Directly Controlled by (Name of Entity/Person)	Type of Control (Ownership, Board, Management, Attorney-in-Fact, Influence, Other)	If Control is Ownership Provide Percentage	Ultimate Controlling Entity(ies)/Person(s)	Is an SCA Filing Required? (Yes/No)	*
.0670	Fidelity National Financial	00000	92-0900563				Copper Title Agency, LLC	MI	NIA	FNTS Holdings, LLC Fidelity & Guaranty Life Insurance Company	Ownership	0.510	Fidelity National Financial, Inc	NO	
.0670	Fidelity National Financial	17554	93-3831613				Corbeau Re, Inc.	VT	DS		Ownership	1.000	Fidelity National Financial, Inc	NO	
.0670	Fidelity National Financial	00000	92-0900632				Cornerstone Title Agency, LLC	MI	NIA	FNTS Holdings, LLC	Ownership	0.510	Fidelity National Financial, Inc	NO	
.0670	Fidelity National Financial	00000	84-2554142				Coronet Insurance Agency, LLC	FL	NIA	LCTG Holdings, LLC	Ownership	0.400	Fidelity National Financial, Inc	NO	
.0670	Fidelity National Financial	00000	88-0209282				CT/Nevada Holding Company	NV	NIA	McNamara, LLC	Ownership, Board, Management	1.000	Fidelity National Financial, Inc	NO	
.0670	Fidelity National Financial	00000	27-3035441				Dane County Title Company, LLC	WI	NIA	FNTS Holdings, LLC	Ownership, Management	1.000	Fidelity National Financial, Inc	NO	
.0670	Fidelity National Financial	00000	93-2350177				DCMT Worldwide, LLC	DE	NIA	Peak Altitude Equity, LLC	Ownership	0.400	Fidelity National Financial, Inc	NO	
.0670	Fidelity National Financial	00000	85-3355792				Digital Closing Services, Inc	NV	NIA	FNTS Holdings, LLC	Ownership, Board, Management	1.000	Fidelity National Financial, Inc	NO	
.0670	Fidelity National Financial	00000	85-0835201				Diverse Mortgage Services, LLC	PA	NIA	Vision Global Solutions, LLC	Ownership	0.350	Fidelity National Financial, Inc	NO	
.0670	Fidelity National Financial	00000	20-1143547				DMS TC, LLC	PA	NIA	Diverse Mortgage Services, LLC	Ownership, Board, Management	1.000	Fidelity National Financial, Inc	NO	
.0670	Fidelity National Financial	00000	93-3242185				Easy Street Offers, LLC	AZ	NIA	FNTS Holdings, LLC	Ownership	0.300	Fidelity National Financial, Inc	NO	
.0670	Fidelity National Financial	00000	33-0883244				EC Purchasing.com, Inc	DE	NIA	Rocky Mountain Support Services, Inc	Ownership, Board, Management	1.000	Fidelity National Financial, Inc	NO	
.0670	Fidelity National Financial	00000	83-2131194				Elements Escrow, Inc.	CA	NIA	FNF Escrow Holdings II, LLC	Ownership, Management	0.600	Fidelity National Financial, Inc	NO	
.0670	Fidelity National Financial	00000	83-2998768				Endeavor Title Agency, LLC	MI	NIA	FNTS Holdings, LLC	Ownership	0.510	Fidelity National Financial, Inc	NO	
.0670	Fidelity National Financial	00000	93-4713087				Endeavor Title Kansas City, LLC	MO	NIA	FNTS Holdings, LLC	Ownership	1.000	Fidelity National Financial, Inc	NO	
.0670	Fidelity National Financial	00000	93-4813219				Enterprise Pennsylvania, LLC	PA	NIA	FNTS Holdings, LLC	Ownership	1.000	Fidelity National Financial, Inc	NO	
.0670	Fidelity National Financial	00000	93-3901784				Epique Title Company, LLC	MI	NIA	FNTS Holdings, LLC	Ownership	1.000	Fidelity National Financial, Inc	NO	
.0670	Fidelity National Financial	00000	46-2200906				Escrow Experts, Inc	CA	NIA	FNF Escrow Holdings, LLC	Ownership, Board, Management	0.510	Fidelity National Financial, Inc	NO	
.0670	Fidelity National Financial	00000	27-3287600				Excel Title Group, LLC	TX	NIA	Allegiance Title, LLC	Ownership, Management	1.000	Fidelity National Financial, Inc	NO	
.0670	Fidelity National Financial	00000	34-1314903				Executive Title Agency Corp	OH	NIA	FNTS Holdings, LLC	Ownership, Board, Management	1.000	Fidelity National Financial, Inc	NO	
.0670	Fidelity National Financial	00000	81-1794111				Exos Loan Closing Services, LLC	PA	NIA	Exos Technologies, LLC	Ownership, Management	1.000	Fidelity National Financial, Inc	NO	
.0670	Fidelity National Financial	00000	81-1790327				Exos Technologies, LLC	PA	NIA	ServiceLink NLS, LLC	Ownership, Management	1.000	Fidelity National Financial, Inc	NO	
.0670	Fidelity National Financial	00000	81-1794196				Exos Valuations, LLC	PA	NIA	Exos Technologies, LLC	Ownership	1.000	Fidelity National Financial, Inc	NO	
.0670	Fidelity National Financial	00000	85-2487422				F&G Annuities & Life, Inc	DE	UIP	Fidelity National Financial, Inc	Ownership	0.844	Fidelity National Financial, Inc	YES	
.0670	Fidelity National Financial	00000	98-1588351				F&G Cayman Re Ltd	CYM	IA	F & G Annuities & Life, Inc Fidelity & Guaranty Life Insurance Company	Ownership	1.000	Fidelity National Financial, Inc	NO	
.0670	Fidelity National Financial	00000	98-1384477				F&G Life Re Ltd	BMU	DS		Ownership	1.000	Fidelity National Financial, Inc	NO	
.0670	Fidelity National Financial	00000	82-2796563				FGL US Holdings, Inc	DE	UIP	CF Bermuda Holdings Limited Fidelity & Guaranty Life Insurance Company	Ownership	1.000	Fidelity National Financial, Inc	NO	
.0670	Fidelity National Financial	00000					Fidelity & Guaranty Life Assignment, LLC	MD	DS	Fidelity & Guaranty Life Insurance Company	Ownership	1.000	Fidelity National Financial, Inc	NO	
.0670	Fidelity National Financial	00000	52-1830538				Fidelity & Guaranty Life Brokerage, Inc	MD	DS	Fidelity & Guaranty Life Insurance Company	Ownership	1.000	Fidelity National Financial, Inc	NO	
.0670	Fidelity National Financial	00000	43-1914674				Fidelity & Guaranty Life Business Services, Inc	DE	NIA	Fidelity & Guaranty Life Holdings, Inc	Ownership	1.000	Fidelity National Financial, Inc	NO	
.0670	Fidelity National Financial	00000	48-1245662				Fidelity & Guaranty Life Holdings, Inc	DE	UDP	FGL US Holdings, Inc	Ownership	1.000	Fidelity National Financial, Inc	NO	
.0670	Fidelity National Financial	00000	52-1387769				Fidelity & Guaranty Life Insurance Agency, Inc	MD	DS	Fidelity & Guaranty Life Insurance Company	Ownership	1.000	Fidelity National Financial, Inc	NO	
.0670	Fidelity National Financial	63274	52-6033321				Fidelity & Guaranty Life Insurance Company	IA	RE	Fidelity & Guaranty Life Holdings, Inc Fidelity & Guaranty Life Insurance Company	Ownership, Board	1.000	Fidelity National Financial, Inc	NO	
.0670	Fidelity National Financial	69434	13-1972800				Fidelity & Guaranty Life Insurance Company of New York	NY	DS	Fidelity & Guaranty Life Insurance Company	Ownership, Board	1.000	Fidelity National Financial, Inc	NO	
.0670	Fidelity National Financial	00000					Fidelity & Guaranty Life Mortgage Trust 2018-1	DE	DS	Fidelity & Guaranty Life Insurance Company	Ownership	1.000	Fidelity National Financial, Inc	NO	
.0670	Fidelity National Financial	00000	87-4313752				Fidelity & Guaranty Securities, LLC	DE	DS	Fidelity & Guaranty Life Insurance Company	Ownership	1.000	Fidelity National Financial, Inc	NO	
.0670	Fidelity National Financial	00000	57-1155860				Fidelity Affiliates, LLC	FL	NIA	Fidelity National Title Insurance Company	Ownership, Board, Management	1.000	Fidelity National Financial, Inc	NO	
.0670	Fidelity National Financial	00000	33-0398759				Fidelity Asset Management, Inc	CA	NIA	Rocky Mountain Support Services, Inc	Ownership, Board, Management	1.000	Fidelity National Financial, Inc	NO	
.0670	Fidelity National Financial	00000	23-2796005				Fidelity Inspection & Consulting Services, Inc	PA	NIA	Fidelity Residential Solutions, Inc	Ownership, Board, Management	1.000	Fidelity National Financial, Inc	NO	

STATEMENT AS OF SEPTEMBER 30, 2024 OF THE FIDELITY & GUARANTY LIFE INSURANCE COMPANY

SCHEDULE Y

PART 1A - DETAIL OF INSURANCE HOLDING COMPANY SYSTEM

1	2	3	4	5	6	7	8	9	10	11	12	13	14	15	16
Group Code	Group Name	NAIC Company Code	ID Number	Federal RSSD	CIK	Name of Securities Exchange if Publicly Traded (U.S. or International)	Names of Parent, Subsidiaries Or Affiliates	Domiciliary Location	Relationship to Reporting Entity	Directly Controlled by (Name of Entity/Person)	Type of Control (Ownership, Board, Management, Attorney-in-Fact, Influence, Other)	If Control is Ownership Provide Percentage	Ultimate Controlling Entity(ies)/Person(s)	Is an SCA Filing Required? (Yes/No)	*
.0670	Fidelity National Financial	00000	27-0636972				Fidelity National Agency Solutions of Arkansas, LLC	AR	NIA	FNTS Holdings, LLC	Ownership, Board, Management	1.000	Fidelity National Financial, Inc	NO	
.0670	Fidelity National Financial	00000	85-4342541				Fidelity National Agency Solutions of Louisiana, LLC	LA	NIA	Fidelity National Agency Solutions, LLC	Ownership, Management	1.000	Fidelity National Financial, Inc	NO	
.0670	Fidelity National Financial	00000	32-0454035				Fidelity National Agency Solutions, LLC	IA	NIA	FNTS Holdings, LLC	Ownership, Management	1.000	Fidelity National Financial, Inc	NO	
.0670	Fidelity National Financial	00000	68-0356319				Fidelity National Disclosure Source, LLC	DE	NIA	National Alliance Marketing Group, LLC	Ownership, Board, Management	1.000	Fidelity National Financial, Inc	NO	
.0670	Fidelity National Financial	00000	16-1725106		0001331875	NYSE	Fidelity National Financial, Inc	DE	UIP					YES	
.0670	Fidelity National Financial	00000	68-0021143				Fidelity National Home Warranty Company	CA	IA	National Alliance Marketing Group, LLC	Ownership, Board, Management	1.000	Fidelity National Financial, Inc	NO	
.0670	Fidelity National Financial	00000	77-0557476				Fidelity National Management Services, LLC	DE	NIA	Chicago Title Insurance Company	Ownership, Board, Management	1.000	Fidelity National Financial, Inc	NO	
.0670	Fidelity National Financial	00000	64-0965851				Fidelity National Services, Inc	DE	NIA	FNTS Holdings, LLC	Ownership, Board, Management	1.000	Fidelity National Financial, Inc	NO	
.0670	Fidelity National Financial	00000	94-3259456				Fidelity National Title & Escrow of Hawaii, Inc	HI	NIA	FNTS Holdings, LLC	Ownership, Board, Management	1.000	Fidelity National Financial, Inc	NO	
.0670	Fidelity National Financial	00000	27-1987670				Fidelity National Title Agency Holding, LLC	DE	NIA	FNTS Holdings, LLC	Ownership, Board, Management	1.000	Fidelity National Financial, Inc	NO	
.0670	Fidelity National Financial	00000	88-0279669				Fidelity National Title Agency of Nevada, Inc	NV	NIA	FNTS Holdings, LLC	Ownership, Board, Management	1.000	Fidelity National Financial, Inc	NO	
.0670	Fidelity National Financial	00000	84-4615148				Fidelity National Title Agency of Utah, LLC	UT	NIA	FNTS Holdings, LLC	Ownership, Management	1.000	Fidelity National Financial, Inc	NO	
.0670	Fidelity National Financial	00000	86-0300821				Fidelity National Title Agency, Inc	AZ	NIA	Rocky Mountain Support Services, Inc	Ownership, Board, Management	1.000	Fidelity National Financial, Inc	NO	
.0670	Fidelity National Financial	00000	75-2366832				Fidelity National Title Agency, Inc	TX	NIA	FNTS Holdings, LLC	Ownership, Board, Management	1.000	Fidelity National Financial, Inc	NO	
.0670	Fidelity National Financial	00000	95-3283219				Fidelity National Title Company	CA	NIA	FNF UTC, LLC	Ownership, Board, Management	1.000	Fidelity National Financial, Inc	NO	
.0670	Fidelity National Financial	00000	84-0387800				Fidelity National Title Company	CO	NIA	FNF Security Acquisition, Inc	Ownership, Board, Management	1.000	Fidelity National Financial, Inc	NO	
.0670	Fidelity National Financial	00000	94-0352770				Fidelity National Title Company of California	CA	NIA	FNF UTC, LLC	Ownership, Board, Management	1.000	Fidelity National Financial, Inc	NO	
.0670	Fidelity National Financial	00000	26-2792487				Fidelity National Title Company of Montana, LLC	MT	NIA	FNTS Holdings, LLC	Ownership, Board, Management	1.000	Fidelity National Financial, Inc	NO	
.0670	Fidelity National Financial	00000	93-0637793				Fidelity National Title Company of Oregon	OR	NIA	FNTS Holdings, LLC	Ownership, Board, Management	1.000	Fidelity National Financial, Inc	NO	
.0670	Fidelity National Financial	00000	91-1093125				Fidelity National Title Company of Washington, Inc	WA	NIA	FNTS Holdings, LLC	Ownership, Board, Management	1.000	Fidelity National Financial, Inc	NO	
.0670	Fidelity National Financial	00000	27-1896877				Fidelity National Title Agency Holding, LLC	DE	NIA		Ownership, Board, Management	1.000	Fidelity National Financial, Inc	NO	
.0670	Fidelity National Financial	00000	66-0595804				Fidelity National Title Company, LLC	PR	NIA	FNTS Holdings, LLC	Ownership, Board, Management	1.000	Fidelity National Financial, Inc	NO	
.0670	Fidelity National Financial	00000	03-0597552				Fidelity National Title Group of Puerto Rico, Inc	PR	NIA	FNTS Holdings, LLC	Ownership, Board, Management	1.000	Fidelity National Financial, Inc	NO	
.0670	Fidelity National Financial	00000	03-0597552				Fidelity National Title Group, Inc	DE	UDP	FNTG Holdings, LLC	Ownership, Board, Management	1.000	Fidelity National Financial, Inc	NO	
.0670	Fidelity National Financial	51586	86-0417131				Fidelity National Title Insurance Company	FL	IA	Fidelity National Title Group, Inc	Ownership, Board, Management	1.000	Fidelity National Financial, Inc	NO	
.0670	Fidelity National Financial	00000	27-1987670				Fidelity National Title Insurance Services, LLC	NY	NIA	Fidelity National Title Agency Holding, LLC	Ownership, Board, Management	1.000	Fidelity National Financial, Inc	NO	
.0670	Fidelity National Financial	00000	59-3137263				Fidelity National Title of Florida, Inc	FL	NIA	FNTS Holdings, LLC	Ownership, Board, Management	1.000	Fidelity National Financial, Inc	NO	
.0670	Fidelity National Financial	00000	33-1028352				Fidelity National Title of New Mexico, Inc	NM	NIA	FNTS Holdings, LLC	Ownership, Board, Management	1.000	Fidelity National Financial, Inc	NO	
.0670	Fidelity National Financial	00000	48-1042556				Fidelity Residential Solutions, Inc	KS	NIA	Rocky Mountain Support Services, Inc	Ownership, Board, Management	1.000	Fidelity National Financial, Inc	NO	
.0670	Fidelity National Financial	00000	86-1112286				FIP Title Agency, LLC	OH	NIA	FNTS Holdings, LLC	Ownership	0.501	Fidelity National Financial, Inc	NO	
.0670	Fidelity National Financial	00000	94-3408001				First National Financial Title Services of Alabama, Inc	AL	NIA	First Title, LLC	Ownership, Board, Management	1.000	Fidelity National Financial, Inc	NO	
.0670	Fidelity National Financial	00000	45-3267255				First National Financial Title Services, LLC	MS	NIA	First Title, LLC	Ownership, Board, Management	1.000	Fidelity National Financial, Inc	NO	
.0670	Fidelity National Financial	00000	20-4239394				First Reliant Title Agency, LLC	MI	NIA	FNTS Holdings, LLC	Ownership	0.510	Fidelity National Financial, Inc	NO	
.0670	Fidelity National Financial	00000	85-4310077				First Title of Louisiana, LLC	LA	NIA	First Title, LLC	Ownership	1.000	Fidelity National Financial, Inc	NO	
.0670	Fidelity National Financial	00000	45-3267255				First Title, LLC	TN	NIA	FNTS Holdings, LLC	Ownership, Board, Management	1.000	Fidelity National Financial, Inc	NO	
.0670	Fidelity National Financial	00000	46-4468199				First USA Premier Title Agency, LP	OH	NIA	Chicago Title Company, LLC	Ownership	0.510	Fidelity National Financial, Inc	NO	
.0670	Fidelity National Financial	00000	45-2589916				FirsTitle & Abstract Services, LLC	OK	NIA	Oklahoma Title Partners LLC	Ownership, Management	1.000	Fidelity National Financial, Inc	NO	
.0670	Fidelity National Financial	00000	86-2282902				Florida Closing Company, LLC	FL	NIA	FNTS Holdings, LLC	Ownership	0.510	Fidelity National Financial, Inc	NO	
.0670	Fidelity National Financial	00000	99-3089433				FNAO Holdings, LLC	NV	NIA	Fidelity National Financial, Inc	Ownership	1.000	Fidelity National Financial, Inc	NO	

STATEMENT AS OF SEPTEMBER 30, 2024 OF THE FIDELITY & GUARANTY LIFE INSURANCE COMPANY

SCHEDULE Y

PART 1A - DETAIL OF INSURANCE HOLDING COMPANY SYSTEM

1	2	3	4	5	6	7	8	9	10	11	12	13	14	15	16
Group Code	Group Name	NAIC Company Code	ID Number	Federal RSSD	CIK	Name of Securities Exchange if Publicly Traded (U.S. or International)	Names of Parent, Subsidiaries Or Affiliates	Domiciliary Location	Relationship to Reporting Entity	Directly Controlled by (Name of Entity/Person)	Type of Control (Ownership, Board, Management, Attorney-in-Fact, Influence, Other)	If Control is Ownership Provide Percentage	Ultimate Controlling Entity(ies)/Person(s)	Is an SCA Filing Required? (Yes/No)	*
.0670	Fidelity National Financial	00000	88-3401408				FNF Canada Company	..CAN	..NIA	FNTS Holdings, LLC	Ownership, Board, Management	1.000	Fidelity National Financial, Inc	..NO	
.0670	Fidelity National Financial	00000	76-0406846				FNF Charter Title Company	..TX	..NIA	FNTS Holdings, LLC	Ownership, Board, Management	1.000	Fidelity National Financial, Inc	..NO	
.0670	Fidelity National Financial	00000	11-3683667				FNF Escrow Holdings II, LLC	..CA	..NIA	FNTS Holdings, LLC	Ownership, Board, Management	1.000	Fidelity National Financial, Inc	..NO	
.0670	Fidelity National Financial	00000	27-3931357				FNF Escrow Holdings, LLC	..CA	..NIA	FNTS Holdings, LLC	Ownership, Board, Management	1.000	Fidelity National Financial, Inc	..NO	
.0670	Fidelity National Financial	00000					FNF India Private Limited	..IND	..NIA	FNF International Mauritius	Ownership, Board, Management	1.000	Fidelity National Financial, Inc	..NO	
.0670	Fidelity National Financial	00000					FNF India Private Limited	..IND	..NIA	FNF International Holdings, Inc	Ownership, Board, Management	0.000	Fidelity National Financial, Inc	..NO	
.0670	Fidelity National Financial	00000	68-0261106				FNF Insurance Services, Inc	..CA	..NIA	PC Agent Group, Inc	Ownership, Board, Management	1.000	Fidelity National Financial, Inc	..NO	
.0670	Fidelity National Financial	00000	01-0560707				FNF Intellectual Property Holdings, Inc	..DE	..NIA	FNTS Holdings, LLC	Ownership, Board, Management	1.000	Fidelity National Financial, Inc	..NO	
.0670	Fidelity National Financial	00000	59-3810212				FNF International Holdings, Inc	..DE	..NIA	FNTS Holdings, LLC	Ownership, Board, Management	1.000	Fidelity National Financial, Inc	..NO	
.0670	Fidelity National Financial	00000					FNF International Mauritius	..MS	..NIA	FNF International Holdings, Inc	Ownership, Board, Management	1.000	Fidelity National Financial, Inc	..NO	
.0670	Fidelity National Financial	00000	33-1028349				FNF Lawyers Title of Amarillo, Inc	..TX	..NIA	FNTS Holdings, LLC	Ownership, Board, Management	1.000	Fidelity National Financial, Inc	..NO	
.0670	Fidelity National Financial	00000	75-2178734				FNF Lawyers Title of Texas, Inc	..TX	..NIA	FNTS Holdings, LLC	Ownership, Board, Management	1.000	Fidelity National Financial, Inc	..NO	
.0670	Fidelity National Financial	00000	82-4041300				FNF RE Technology Holdings, LLC	..DE	..NIA	Fidelity National Financial, Inc	Ownership	1.000	Fidelity National Financial, Inc	..NO	
.0670	Fidelity National Financial	00000	26-3148610				FNF Security Acquisition, Inc	..DE	..NIA	FNTS Holdings, LLC	Ownership, Board, Management	1.000	Fidelity National Financial, Inc	..NO	
.0670	Fidelity National Financial	00000	65-1303694				FNF Title International Holding Company	..DE	..NIA	FNTS Holdings, LLC	Ownership, Board, Management	1.000	Fidelity National Financial, Inc	..NO	
.0670	Fidelity National Financial	00000	16-1725106				FNF UTC, LLC	..CA	..NIA	Fidelity National Financial, Inc	Ownership, Board, Management	1.000	Fidelity National Financial, Inc	..NO	
							FNF West Texas Abstract & Title Company, LLC	..TX	..NIA	FNTS Holdings, LLC	Ownership, Management	1.000	Fidelity National Financial, Inc	..NO	
.0670	Fidelity National Financial	00000	36-4797438				FNTG Holdings, LLC	..DE	..UIP	Fidelity National Financial, Inc	Ownership, Board, Management	1.000	Fidelity National Financial, Inc	..NO	
.0670	Fidelity National Financial	00000	27-3931290				FNTG National Record Centers, Inc	..DE	..NIA	FNTS Holdings, LLC	Ownership, Board, Management	1.000	Fidelity National Financial, Inc	..NO	
.0670	Fidelity National Financial	00000	06-1675168				FNTS Holdings, LLC	..DE	..NIA	FNTG Holdings, LLC	Ownership, Board, Management	1.000	Fidelity National Financial, Inc	..NO	
.0670	Fidelity National Financial	00000	27-3931357				FNTS Holdings, LLC	..DE	..NIA	FNTG Holdings, LLC	Ownership, Board, Management	1.000	Fidelity National Financial, Inc	..NO	
.0670	Fidelity National Financial	00000	99-4909063				Fortress Title Company, LLC	..TX	..NIA	FNTS Holdings, LLC	Ownership	0.510	Fidelity National Financial, Inc	..NO	
.0670	Fidelity National Financial	00000	51-0432710				Fortuna Service Company, LLC	..CA	..NIA	Fidelity Affiliates, LLC	Ownership, Board, Management	1.000	Fidelity National Financial, Inc	..NO	
.0670	Fidelity National Financial	00000	14-1967313				FRA Real Estate Assistance, Inc	..TX	..NIA	Fidelity Residential Solutions, Inc	Ownership, Board, Management	1.000	Fidelity National Financial, Inc	..NO	
.0670	Fidelity National Financial	00000	75-1964170				Georgetown Data, Inc	..TX	..NIA	Fidelity National Title Insurance Company	Ownership	0.167	Fidelity National Financial, Inc	..NO	
.0670	Fidelity National Financial	00000	30-1363689				Grand Canyon Title Agency, Inc	..AZ	..NIA	FNTS Holdings, LLC	Ownership, Board, Management	1.000	Fidelity National Financial, Inc	..NO	
.0670	Fidelity National Financial	00000	20-4239763				Grand Oaks Title Agency, LLC	..MI	..NIA	FNTS Holdings, LLC	Ownership, Management	0.510	Fidelity National Financial, Inc	..NO	
.0670	Fidelity National Financial	00000	38-3551188				Greenridge Title Agency, LLC	..MI	..NIA	Chicago Title of Michigan, Inc	Ownership	0.500	Fidelity National Financial, Inc	..NO	
.0670	Fidelity National Financial	00000	92-2549465				Guaranteed Title Group, LLC	..IL	..NIA	FNTS Holdings, LLC	Ownership	0.510	Fidelity National Financial, Inc	..NO	
.0670	Fidelity National Financial	00000	84-1921671				Guaranty Abstract Partners, LLC	..OK	..NIA	AllFirst, LLC	Ownership, Management	1.000	Fidelity National Financial, Inc	..NO	
.0670	Fidelity National Financial	00000	83-3322928				Guaranty Title Company LLC	..NM	..NIA	Guaranty Title Holdings, LLC	Ownership, Management	1.000	Fidelity National Financial, Inc	..NO	
.0670	Fidelity National Financial	00000	84-1936567				Guaranty Title Company, LLC	..OK	..NIA	AllFirst, LLC	Ownership, Management	1.000	Fidelity National Financial, Inc	..NO	
.0670	Fidelity National Financial	00000	83-3207575				Guaranty Title Holdings, LLC	..DE	..NIA	Oklahoma Title Partners LLC	Ownership, Management	1.000	Fidelity National Financial, Inc	..NO	
.0670	Fidelity National Financial	00000	76-0057681				Harbour Title Company	..TX	..NIA	FNF Charter Title Company	Ownership	0.500	Fidelity National Financial, Inc	..NO	
.0670	Fidelity National Financial	00000	58-2358287				Hawaii Resort Escrow, Inc.	..HI	..NIA	FNTS Holdings, LLC	Ownership, Board, Management	1.000	Fidelity National Financial, Inc	..NO	
.0670	Fidelity National Financial	00000	82-0610334				Hayrick Holdings, Inc	..DE	..NIA	IPX1031, LLC	Ownership, Board, Management	1.000	Fidelity National Financial, Inc	..NO	
.0670	Fidelity National Financial	00000	27-4372533				HBN Media, Inc d/b/a Commissions Inc	..GA	..NIA	CINC Superior Holdings, LLC	Ownership, Board, Management	1.000	Fidelity National Financial, Inc	..NO	
.0670	Fidelity National Financial	00000	99-3842020				HelloCasa, LLC	..FL	..NIA	CINC Superior Holdings, LLC	Ownership, Management	1.000	Fidelity National Financial, Inc	..NO	
.0670	Fidelity National Financial	00000	99-4063826				HelloCondo, LLC	..FL	..NIA	HelloCasa, LLC	Ownership, Management	1.000	Fidelity National Financial, Inc	..NO	
.0670	Fidelity National Financial	00000	99-1023543				HFS Title Agency, LLC	..MI	..NIA	FNTS Holdings, LLC	Ownership	0.510	Fidelity National Financial, Inc	..NO	
.0670	Fidelity National Financial	00000	87-1471317				Home Title Agency, LLC	..MI	..NIA	FNTS Holdings, LLC	Ownership	0.450	Fidelity National Financial, Inc	..NO	
.0670	Fidelity National Financial	00000	93-1708556				Homebase Title, LLC	..IN	..NIA	FNTS Holdings, LLC	Ownership, Management	0.510	Fidelity National Financial, Inc	..NO	
.0670	Fidelity National Financial	00000	36-4723850				Househappy, Inc	..DE	..NIA	FNTS Holdings, LLC	Ownership	0.110	Fidelity National Financial, Inc	..NO	
.0670	Fidelity National Financial	00000	38-3975390				Huntington Title Services, LLC	..OH	..NIA	FNTS Holdings, LLC	Ownership, Management	0.510	Fidelity National Financial, Inc	..NO	
.0670	Fidelity National Financial	00000	91-1766349				Imaged Library Company, LLC	..WA	..NIA	Chicago Title Insurance Company	Ownership	0.088	Fidelity National Financial, Inc	..NO	
										Fidelity National Title Company of Washington	Ownership	0.088	Fidelity National Financial, Inc	..NO	
.0670	Fidelity National Financial	00000	91-1766349				Imaged Library Company, LLC	..WA	..NIA	Ticor Title Company	Ownership	0.070	Fidelity National Financial, Inc	..NO	
.0670	Fidelity National Financial	00000	91-1766349				Imaged Library Company, LLC	..WA	..NIA	Ticor Title of Washington, Inc	Ownership	0.018	Fidelity National Financial, Inc	..NO	

134

STATEMENT AS OF SEPTEMBER 30, 2024 OF THE FIDELITY & GUARANTY LIFE INSURANCE COMPANY

SCHEDULE Y

PART 1A - DETAIL OF INSURANCE HOLDING COMPANY SYSTEM

1	2	3	4	5	6	7	8	9	10	11	12	13	14	15	16
Group Code	Group Name	NAIC Company Code	ID Number	Federal RSSD	CIK	Name of Securities Exchange if Publicly Traded (U.S. or International)	Names of Parent, Subsidiaries Or Affiliates	Domiciliary Location	Relationship to Reporting Entity	Directly Controlled by (Name of Entity/Person)	Type of Control (Ownership, Board, Management, Attorney-in-Fact, Influence, Other)	If Control is Ownership Provide Percentage	Ultimate Controlling Entity(ies)/Person(s)	Is an SCA Filing Required? (Yes/No)	*
.0670	Fidelity National Financial	00000					Index Partners, LLC	TX	NIA	Chicago Title Insurance Company	Ownership	0.194	Fidelity National Financial, Inc	NO	
.0670	Fidelity National Financial	00000					Index Partners, LLC	TX	NIA	Commonwealth Title of Dallas, Inc	Ownership	0.194	Fidelity National Financial, Inc	NO	
.0670	Fidelity National Financial	00000					Index Partners, LLC	TX	NIA	Fidelity National Title Agency, Inc	Ownership	0.194	Fidelity National Financial, Inc	NO	
.0670	Fidelity National Financial	00000	35-6013846				Indiana Land Trust Company	IN	NIA	LC Investment Corporation	Ownership, Board, Management	1.000	Fidelity National Financial, Inc	NO	
.0670	Fidelity National Financial	00000	75-3064873				Indiana Residential Nominee Services, LLC	IN	NIA	National Residential Nominee Services, Inc	Ownership, Board, Management	1.000	Fidelity National Financial, Inc	NO	
.0670	Fidelity National Financial	00000	92-1995255				inHere, LLC	DE	NIA	FNF RE Technology Holdings, LLC	Ownership, Management	1.000	Fidelity National Financial, Inc	NO	
.0670	Fidelity National Financial	00000	30-1358764				Integrity Title Agency, LLC	MI	NIA	FNTS Holdings, LLC	Ownership	0.450	Fidelity National Financial, Inc	NO	
.0670	Fidelity National Financial	00000	33-0320249				Investment Property Exchange Services, Inc	CA	NIA	FNTS Holdings, LLC	Ownership, Board, Management	1.000	Fidelity National Financial, Inc	NO	
.0670	Fidelity National Financial	00000	33-0320249				IPX1031, LLC	DE	NIA	Investment Property Exchange Services, Inc	Ownership, Board, Management	1.000	Fidelity National Financial, Inc	NO	
.0670	Fidelity National Financial	00000	20-8317845				J Rockcliff, Inc	CA	NIA	Fidelity National Financial, Inc	Ownership, Board, Management	1.000	Fidelity National Financial, Inc	NO	
.0670	Fidelity National Financial	00000	84-2428538				Joint Plant of Marin County, LLC	CA	NIA	Fidelity National Title Company	Ownership	0.200	Fidelity National Financial, Inc	NO	
.0670	Fidelity National Financial	00000	45-2832999				Joint Plant of San Mateo County II, LLC	CA	NIA	Fidelity National Title Company	Ownership	0.111	Fidelity National Financial, Inc	NO	
.0670	Fidelity National Financial	00000	45-2832999				Joint Plant of San Mateo County II, LLC	CA	NIA	Lawyers Title Company	Ownership	0.111	Fidelity National Financial, Inc	NO	
.0670	Fidelity National Financial	00000	45-2832999				Joint Plant of San Mateo County II, LLC	CA	NIA	Chicago Title Company	Ownership, Management	0.111	Fidelity National Financial, Inc	NO	
.0670	Fidelity National Financial	00000	45-2832999				Joint Plant of San Mateo County II, LLC	CA	NIA	ServiceLink Title Company	Ownership	0.111	Fidelity National Financial, Inc	NO	
.0670	Fidelity National Financial	00000	77-0399931				Joint Title Plant of Santa Clara County, LLC	CA	NIA	Chicago Title Insurance Company	Ownership	0.077	Fidelity National Financial, Inc	NO	
.0670	Fidelity National Financial	00000	77-0399931				Joint Title Plant of Santa Clara County, LLC	CA	NIA	Lawyers Title Company	Ownership	0.077	Fidelity National Financial, Inc	NO	
.0670	Fidelity National Financial	00000	77-0399931				Joint Title Plant of Santa Clara County, LLC	CA	NIA	Fidelity National Title Insurance Company	Ownership	0.077	Fidelity National Financial, Inc	NO	
.0670	Fidelity National Financial	00000	77-0399931				Joint Title Plant of Santa Clara County, LLC	CA	NIA	ServiceLink Title Company	Ownership	0.077	Fidelity National Financial, Inc	NO	
.0670	Fidelity National Financial	00000	77-0399931				Land Canada Limited	CAN	NIA	Fidelity National Title Insurance Company	Ownership, Board	0.510	Fidelity National Financial, Inc	NO	
.0670	Fidelity National Financial	00000	90-0682534				Land Star Tax Services, L.L.C.	TX	NIA	Allegiance Title, LLC	Ownership, Management	1.000	Fidelity National Financial, Inc	NO	
.0670	Fidelity National Financial	00000	22-2778012				Land Title Agency, Inc	NJ	NIA	FNTS Holdings, LLC	Ownership, Board, Management	1.000	Fidelity National Financial, Inc	NO	
.0670	Fidelity National Financial	00000	91-0825837				Land Title Company of Kitsap County	WA	NIA	Chicago Title Insurance Company	Ownership, Board	0.480	Fidelity National Financial, Inc	YES	
.0670	Fidelity National Financial	00000	91-0825837				Land Title Company of Kitsap County	WA	NIA	FNTS Holdings, LLC	Ownership, Board	0.035	Fidelity National Financial, Inc	NO	
.0670	Fidelity National Financial	00000	81-1712559				LandCastle Title Group, LLC	FL	NIA	FNTS Holdings, LLC	Ownership, Management	1.000	Fidelity National Financial, Inc	NO	
.0670	Fidelity National Financial	00000	90-0976550				Lawyers Title Company	CA	NIA	FNF UTC, LLC	Ownership, Board, Management	1.000	Fidelity National Financial, Inc	NO	
.0670	Fidelity National Financial	00000	86-0075205				Lawyers Title of Arizona, Inc	AZ	NIA	FNTS Holdings, LLC	Ownership, Board, Management	1.000	Fidelity National Financial, Inc	NO	
.0670	Fidelity National Financial	00000	94-3016419				Lawyers Title of Nevada, Inc	NV	NIA	FNTS Holdings, LLC	Ownership, Board, Management	1.000	Fidelity National Financial, Inc	NO	
.0670	Fidelity National Financial	00000	27-2776318				Lawyers Title of Oregon, LLC	OR	NIA	Commonwealth Lawyers Title Agency Holding, LLC	Ownership, Board, Management	1.000	Fidelity National Financial, Inc	NO	
.0670	Fidelity National Financial	00000	54-1318243				Lawyers Title Realty Services, Inc	VA	NIA	FNTS Holdings, LLC	Ownership, Board, Management	1.000	Fidelity National Financial, Inc	NO	
.0670	Fidelity National Financial	00000	35-6013832				LC Investment Corporation	IN	NIA	FNTS Holdings, LLC	Ownership, Board, Management	1.000	Fidelity National Financial, Inc	NO	
.0670	Fidelity National Financial	00000	84-3093691				LCTG Holdings, LLC	FL	NIA	FNTS Holdings, LLC	Ownership, Management	1.000	Fidelity National Financial, Inc	NO	
.0670	Fidelity National Financial	00000	36-4564919				Leadership Title Company, LLC	OH	NIA	Fidelity National Title Company, LLC	Ownership	0.501	Fidelity National Financial, Inc	NO	
.0670	Fidelity National Financial	00000	57-1178073				Liberty Title & Escrow Company, LLC	PA	NIA	FNTS Holdings, LLC	Ownership, Management	1.000	Fidelity National Financial, Inc	NO	
.0670	Fidelity National Financial	00000	81-2980163				Liberty Title & Escrow of Arkansas, LLC	AR	NIA	Liberty Title & Escrow Company, LLC	Ownership, Management	1.000	Fidelity National Financial, Inc	NO	
.0670	Fidelity National Financial	00000	81-3075694				Liberty Title & Escrow of Maryland, LLC	MD	NIA	Liberty Title & Escrow Company, LLC	Ownership, Management	1.000	Fidelity National Financial, Inc	NO	
.0670	Fidelity National Financial	00000	93-4049027				Liberty Title & Escrow of Texas, LLC	TX	NIA	Liberty Title & Escrow Company, LLC	Ownership, Management	1.000	Fidelity National Financial, Inc	NO	
.0670	Fidelity National Financial	00000	46-2013631				LiensNC, LLC	NC	NIA	Chicago Title Insurance Company	Ownership	0.111	Fidelity National Financial, Inc	NO	
.0670	Fidelity National Financial	00000	46-2013631				LiensNC, LLC	NC	NIA	Fidelity National Title Insurance Company	Ownership	0.111	Fidelity National Financial, Inc	NO	
.0670	Fidelity National Financial	00000	54-1322898				LoanCare, LLC	VA	NIA	ServiceLink NLS, LLC	Ownership, Management	1.000	Fidelity National Financial, Inc	NO	
.0670	Fidelity National Financial	00000	31-1629376				Longworth-Insured Title Agency, LLC	OH	NIA	FNTS Holdings, LLC	Ownership, Board	0.510	Fidelity National Financial, Inc	NO	
.0670	Fidelity National Financial	00000	86-3861097				LP Title Company, LLC	TX	NIA	FNTS Holdings, LLC	Ownership	0.510	Fidelity National Financial, Inc	NO	
.0670	Fidelity National Financial	00000	75-2366840				LRT Record Services, LLC	TX	NIA	LTC Sub, LLC	Ownership, Management	1.000	Fidelity National Financial, Inc	NO	

STATEMENT AS OF SEPTEMBER 30, 2024 OF THE FIDELITY & GUARANTY LIFE INSURANCE COMPANY

SCHEDULE Y

PART 1A - DETAIL OF INSURANCE HOLDING COMPANY SYSTEM

1	2	3	4	5	6	7	8	9	10	11	12	13	14	15	16
Group Code	Group Name	NAIC Company Code	ID Number	Federal RSSD	CIK	Name of Securities Exchange if Publicly Traded (U.S. or International)	Names of Parent, Subsidiaries Or Affiliates	Domiciliary Location	Relationship to Reporting Entity	Directly Controlled by (Name of Entity/Person)	Type of Control (Ownership, Board, Management, Attorney-in-Fact, Influence, Other)	If Control is Ownership Provide Percentage	Ultimate Controlling Entity(ies)/Person(s)	Is an SCA Filing Required? (Yes/No)	*
.0670	Fidelity National Financial	00000	46-4504831				LTC Sub, LLC Luna Buyer, LLC d/b/a Aggieldand Title Company	DE	NIA	SL National TaxNet, LLC	Ownership	1.000	Fidelity National Financial, Inc	NO	
.0670	Fidelity National Financial	00000	30-0939245					TX	NIA	Allegiance Title, LLC National Residential Nominee Services, Inc	Ownership, Management	1.000	Fidelity National Financial, Inc	NO	
.0670	Fidelity National Financial	00000	75-3064874				Maine Residential Nominee Services, LLC Manchester Development Corporation d/b/a Orion Realty Group	ME	NIA		Ownership, Board, Management	1.000	Fidelity National Financial, Inc	NO	
.0670	Fidelity National Financial	00000	94-2975403				Massachusetts Residential Nominee Services, LLC	CA	NIA	Rocky Mountain Support Services, Inc National Residential Nominee Services, Inc	Ownership, Board, Management	1.000	Fidelity National Financial, Inc	NO	
.0670	Fidelity National Financial	00000	33-1007581					MA	NIA		Ownership, Board, Management	1.000	Fidelity National Financial, Inc	NO	
.0670	Fidelity National Financial	00000	36-0906930				McNamara, LLC	NV	NIA	FNTS Holdings, LLC	Ownership, Board, Management	1.000	Fidelity National Financial, Inc	NO	
.0670	Fidelity National Financial	00000	48-1254790				Memphis, TN Joint Plant, LLC	TN	NIA	Commonwealth Land Title Insurance Company	Ownership	0.250	Fidelity National Financial, Inc	NO	
.0670	Fidelity National Financial	00000	48-1254790				Memphis, TN Joint Plant, LLC	TN	NIA	Chicago Title Insurance Company	Ownership	0.250	Fidelity National Financial, Inc	NO	
.0670	Fidelity National Financial	00000	48-1254790				Memphis, TN Joint Plant, LLC	TN	NIA	Fidelity National Title Insurance Company	Ownership	0.250	Fidelity National Financial, Inc	NO	
.0670	Fidelity National Financial	00000	86-1561598				Meraki Title Insurance Agency, LLC	UT	NIA	FNTS Holdings, LLC	Ownership	0.510	Fidelity National Financial, Inc	NO	
.0670	Fidelity National Financial	00000	85-4372825				Metro Title Co., LLC	OK	NIA	AIIFirst, LLC	Ownership	0.500	Fidelity National Financial, Inc	NO	
.0670	Fidelity National Financial	00000	85-3122296				Mission Servicing Asset Management, LLC	DE	NIA	FMAO Holdings, LLC	Ownership, Board, Management	1.000	Fidelity National Financial, Inc	NO	
.0670	Fidelity National Financial	00000	63-1205520				Mission Servicing Residential, Inc	AL	NIA	Mission Servicing Asset Management, LLC	Ownership, Board, Management	1.000	Fidelity National Financial, Inc	NO	
.0670	Fidelity National Financial	00000	68-0356319				National Alliance Marketing Group, LLC	CA	NIA	Fidelity National Financial, Inc	Ownership, Board, Management	1.000	Fidelity National Financial, Inc	NO	
.0670	Fidelity National Financial	00000	33-1098667				National Link, LLC	PA	NIA	ServiceLink N.S, LLC	Ownership, Board, Management	0.498	Fidelity National Financial, Inc	NO	
.0670	Fidelity National Financial	00000	33-1098668				National Link, LP	PA	NIA	ATM Holdings, Inc	Ownership, Board, Management	0.495	Fidelity National Financial, Inc	NO	
.0670	Fidelity National Financial	00000	33-1098668				National Link, LP	PA	NIA	National Link, LLC	Ownership	0.010	Fidelity National Financial, Inc	NO	
.0670	Fidelity National Financial	00000					National Residential Nominee Services Canada, Inc	CAN	NIA	National Residential Nominee Services, Inc	Ownership, Board, Management	1.000	Fidelity National Financial, Inc	NO	
.0670	Fidelity National Financial	00000	77-0584282				National Residential Nominee Services, Inc	DE	NIA	Fidelity Residential Solutions, Inc	Ownership, Board, Management	1.000	Fidelity National Financial, Inc	NO	
.0670	Fidelity National Financial	00000	77-0558360				National Safe Harbor Exchanges, Inc	CA	NIA	IPX1031, LLC	Ownership, Board, Management	1.000	Fidelity National Financial, Inc	NO	
.0670	Fidelity National Financial	51020	11-0627325				National Title Insurance of New York Inc.	NY	IA	Chicago Title Insurance Company	Ownership, Board, Management	1.000	Fidelity National Financial, Inc	NO	
.0670	Fidelity National Financial	00000	61-1476023				NationalLink of Alabama, LLC	AL	NIA	National Link, LP	Ownership, Board, Management	1.000	Fidelity National Financial, Inc	NO	
.0670	Fidelity National Financial	00000	81-0854399				NationalLink Valuations, LLC	DE	NIA	National Link, LP	Ownership, Board, Management	1.000	Fidelity National Financial, Inc	NO	
.0670	Fidelity National Financial	00000	20-1245756				Nationwide Settlement Source, LLC	PA	NIA	Vision Global Solutions, LLC	Ownership, Board, Management	1.000	Fidelity National Financial, Inc	NO	
.0670	Fidelity National Financial	00000	93-1675704				Neighborly Title Company, LLC	IN	NIA	FNTS Holdings, LLC	Ownership, Management	0.510	Fidelity National Financial, Inc	NO	
.0670	Fidelity National Financial	00000	45-4801752				New Mode AV, LLC	CA	NIA	FNTS Holdings, LLC	Ownership	0.750	Fidelity National Financial, Inc	NO	
.0670	Fidelity National Financial	00000	20-0856666				New York Land Services, Inc	NY	NIA	FNTS Holdings, LLC	Ownership, Board, Management	1.000	Fidelity National Financial, Inc	NO	
.0670	Fidelity National Financial	00000	20-0133612				NextAce Corporation	CA	NIA	FNTS Holdings, LLC	Ownership, Board	1.000	Fidelity National Financial, Inc	NO	
.0670	Fidelity National Financial	00000	20-4239303				Noble Title Agency, LLC	MI	NIA	FNTS Holdings, LLC	Ownership	0.510	Fidelity National Financial, Inc	NO	
.0670	Fidelity National Financial	00000	88-0161449				Northern Nevada Title Company	NV	NIA	FNTS Holdings, LLC	Ownership, Board, Management	1.000	Fidelity National Financial, Inc	NO	
.0670	Fidelity National Financial	00000	85-4329828				Novare National Settlement Service of Louisiana, LLC	LA	NIA	Novare Settlement Holdings, LLC	Ownership	1.000	Fidelity National Financial, Inc	NO	
.0670	Fidelity National Financial	00000	37-1796081				Novare National Settlement Service of Maryland, LLC	MD	NIA	Novare National Settlement Service, LLC	Ownership, Management	1.000	Fidelity National Financial, Inc	NO	
.0670	Fidelity National Financial	00000	45-2852580				Novare National Settlement Service, LLC	DE	NIA	Novare Settlement Holdings, LLC	Ownership, Management	1.000	Fidelity National Financial, Inc	NO	
.0670	Fidelity National Financial	00000	45-3135599				Novare Settlement Holdings, LLC	DE	NIA	FNTS Holdings, LLC	Ownership, Board, Management	0.800	Fidelity National Financial, Inc	NO	
.0670	Fidelity National Financial	00000	46-4610762				Oklahoma Abstract Partners, LLC	OK	NIA	AIIFirst, LLC	Ownership, Management	1.000	Fidelity National Financial, Inc	NO	
.0670	Fidelity National Financial	00000	81-4623802				Oklahoma Title Partners, LLC	OK	NIA	AIIFirst, LLC	Ownership, Management	1.000	Fidelity National Financial, Inc	NO	
.0670	Fidelity National Financial	00000	34-1950898				OnePointCity, LLC	OH	NIA	ServiceLink National Flood, LLC	Ownership, Management	1.000	Fidelity National Financial, Inc	NO	
.0670	Fidelity National Financial	00000	86-3995079				Origin&cares Holding Company, Inc	DE	NIA	Fidelity & Guaranty Life Holdings, Inc	Ownership	0.400	Fidelity National Financial, Inc	NO	
.0670	Fidelity National Financial	00000					Outsourcing Architects Canada, Inc	CAN	NIA	FNF Canada Company	Ownership, Board, Management	1.000	Fidelity National Financial, Inc	NO	
.0670	Fidelity National Financial	00000	84-4877149				Oxford Commercial Title Agency, LLC	OH	NIA	FNTS Holdings, LLC	Ownership	0.501	Fidelity National Financial, Inc	NO	
.0670	Fidelity National Financial	00000	95-2569776				Pacific Coast Title Company	CA	NIA	FNF UTC, LLC	Ownership, Board, Management	0.400	Fidelity National Financial, Inc	NO	
.0670	Fidelity National Financial	00000	99-3772879				PALH, LLC	DE	NIA	Peak Altitude Equity, LLC	Ownership	1.000	Fidelity National Financial, Inc	NO	
.0670	Fidelity National Financial	00000	92-1202855				Parkside Title Agency, LLC	MI	NIA	FNTS Holdings, LLC	Ownership	0.510	Fidelity National Financial, Inc	NO	

STATEMENT AS OF SEPTEMBER 30, 2024 OF THE FIDELITY & GUARANTY LIFE INSURANCE COMPANY

SCHEDULE Y

PART 1A - DETAIL OF INSURANCE HOLDING COMPANY SYSTEM

1	2	3	4	5	6	7	8	9	10	11	12	13	14	15	16
Group Code	Group Name	NAIC Company Code	ID Number	Federal RSSD	CIK	Name of Securities Exchange if Publicly Traded (U.S. or International)	Names of Parent, Subsidiaries Or Affiliates	Domiciliary Location	Relationship to Reporting Entity	Directly Controlled by (Name of Entity/Person)	Type of Control (Ownership, Board, Management, Attorney-in-Fact, Influence, Other)	If Control is Ownership Provide Percentage	Ultimate Controlling Entity(ies)/Person(s)	Is an SCA Filing Required? (Yes/No)	*
.0670	Fidelity National Financial	00000	26-2901483				PC Agent Group, Inc	DE	NIA	National Alliance Marketing Group, LLC	Ownership, Board, Management	1.000	Fidelity National Financial, Inc	NO	
.0670	Fidelity National Financial	00000	99-0870586				Peak Altitude Equity, LLC	DE	NIA	Fidelity & Guaranty Life Holdings, Inc	Ownership	1.000	Fidelity National Financial, Inc	NO	
.0670	Fidelity National Financial	00000	32-0445288				Performance Title & Escrow, LLC	FL	NIA	LandCastle Title Group, LLC	Ownership	0.500	Fidelity National Financial, Inc	NO	
.0670	Fidelity National Financial	00000	84-3466072				PHS Title, L.L.C.	OK	NIA	Oklahoma Abstract Partners, LLC	Ownership	1.000	Fidelity National Financial, Inc	NO	
.0670	Fidelity National Financial	00000	27-1300050				Preferred Choice Escrow	CA	NIA	FNF Escrow Holdings II, LLC	Ownership, Board, Management	0.570	Fidelity National Financial, Inc	NO	
.0670	Fidelity National Financial	00000	92-0915150				Principle Title Agency, LLC	MI	NIA	FNTS Holdings, LLC	Ownership	0.510	Fidelity National Financial, Inc	NO	
.0670	Fidelity National Financial	00000	61-2058376				Property Insight, LLC	DE	NIA	Rocky Mountain Support Services, Inc	Ownership, Management	1.000	Fidelity National Financial, Inc	NO	
.0670	Fidelity National Financial	00000	52-2156341				Property Title & Escrow, LLC	MD	NIA	FNTS Holdings, LLC	Ownership, Management	1.000	Fidelity National Financial, Inc	NO	
.0670	Fidelity National Financial	00000	84-4039540				PS WRKS LLC	DE	NIA	Excel Title Group, LLC	Ownership	0.200	Fidelity National Financial, Inc	NO	
.0670	Fidelity National Financial	00000	47-4091518				QOIMPLX, Inc	DE	NIA	Fidelity National Financial, Inc	Ownership	0.437	Fidelity National Financial, Inc	NO	
							Fidelity & Guaranty Life Insurance Company								
.0670	Fidelity National Financial	14069	27-3993835				Raven Reinsurance Company	VT	DS		Ownership	1.000	Fidelity National Financial, Inc	NO	
.0670	Fidelity National Financial	00000	26-3114027				Real Geeks, LLC	NV	NIA	FNF PE Technology Holdings, LLC	Ownership, Management	1.000	Fidelity National Financial, Inc	NO	
.0670	Fidelity National Financial	00000	36-3973379				RealInfo, LLC	IL	NIA	SL National TaxNet, LLC	Ownership	0.500	Fidelity National Financial, Inc	NO	
.0670	Fidelity National Financial	00000	99-2589153				RealSatisfied, LLC	DE	NIA	CINC Superior Holdings, LLC	Ownership, Management	1.000	Fidelity National Financial, Inc	NO	
.0670	Fidelity National Financial	00000	51-0504679				Region Title, LLC	IN	NIA	Chicago Title Insurance Company	Ownership	0.350	Fidelity National Financial, Inc	NO	
.0670	Fidelity National Financial	00000	82-5005214				Reliance Title Agency, LLC	MI	NIA	FNTS Holdings, LLC	Ownership	0.510	Fidelity National Financial, Inc	NO	
.0670	Fidelity National Financial	00000	32-0148453				River Valley Abstract & Title, Inc	WI	NIA	FNTS Holdings, LLC	Ownership, Board, Management	1.000	Fidelity National Financial, Inc	NO	
.0670	Fidelity National Financial	00000	99-0491794				Roar Joint Venture, LLC	DE	NIA	Peak Altitude Equity, LLC	Ownership	0.700	Fidelity National Financial, Inc	NO	
.0670	Fidelity National Financial	00000	37-1758123				Rockford Title Agency, LLC	MI	NIA	FNTS Holdings, LLC	Ownership	0.455	Fidelity National Financial, Inc	NO	
.0670	Fidelity National Financial	00000	16-1725106				Rocky Mountain Aviation, LLC	AZ	NIA	Fidelity National Financial, Inc	Ownership, Board, Management	1.000	Fidelity National Financial, Inc	NO	
.0670	Fidelity National Financial	17122	87-2562974				Rocky Mountain Insurance Company	VT	NIA	FNTG Holdings, LLC	Ownership, Board, Management	1.000	Fidelity National Financial, Inc	NO	
.0670	Fidelity National Financial	00000	86-0450201				Rocky Mountain Support Services, Inc	AZ	NIA	FNTS Holdings, LLC	Ownership, Board, Management	1.000	Fidelity National Financial, Inc	NO	
.0670	Fidelity National Financial	00000	85-0202196				San Juan County Abstract & Title Company	NM	NIA	FNTS Holdings, LLC	Ownership, Board, Management	1.000	Fidelity National Financial, Inc	NO	
.0670	Fidelity National Financial	00000	20-4239510				Seasons Title Agency, LLC	MI	NIA	FNTS Holdings, LLC	Ownership, Management	0.450	Fidelity National Financial, Inc	NO	
.0670	Fidelity National Financial	00000	48-4372498				Secured Escrow Inc	CA	NIA	FNF Escrow Holdings II, LLC	Ownership	1.000	Fidelity National Financial, Inc	NO	
.0670	Fidelity National Financial	00000	86-0942121				Security Title Agency, Inc	AZ	NIA	FNTS Holdings, LLC	Ownership, Board, Management	1.000	Fidelity National Financial, Inc	NO	
.0670	Fidelity National Financial	00000	01-0903690				Security Title Guaranty Co	CO	NIA	FNTS Holdings, LLC	Ownership, Board, Management	1.000	Fidelity National Financial, Inc	NO	
.0670	Fidelity National Financial	00000	95-1769702				Select Pacific Escrow, Inc	CA	NIA	FNF Escrow Holdings, LLC	Ownership	1.000	Fidelity National Financial, Inc	NO	
.0670	Fidelity National Financial	00000	94-2882944				ServiceLink Agency Sales and Posting, LLC	CA	NIA	ServiceLink Default Services, LLC	Ownership, Management	1.000	Fidelity National Financial, Inc	NO	
.0670	Fidelity National Financial	00000	20-1113381				ServiceLink Asset Management Solutions, LLC	PA	NIA	ServiceLink NLS, LLC	Ownership, Board, Management	1.000	Fidelity National Financial, Inc	NO	
.0670	Fidelity National Financial	00000	45-5537430				ServiceLink Auction Services, Inc	TX	NIA	ServiceLink Auction, LLC	Ownership, Board, Management	1.000	Fidelity National Financial, Inc	NO	
.0670	Fidelity National Financial	00000	82-1145055				ServiceLink Auction, LLC	DE	NIA	ServiceLink NLS, LLC	Ownership, Management	1.000	Fidelity National Financial, Inc	NO	
.0670	Fidelity National Financial	00000	80-0625945				ServiceLink Default Abstract Solutions, LLC	DE	NIA	ServiceLink NLS, LLC	Ownership, Board, Management	1.000	Fidelity National Financial, Inc	NO	
.0670	Fidelity National Financial	00000	27-3732267				ServiceLink Default Services, LLC	DE	NIA	ServiceLink NLS, LLC	Ownership, Management	1.000	Fidelity National Financial, Inc	NO	
.0670	Fidelity National Financial	00000	34-1856603				ServiceLink Field Services, LLC	DE	NIA	ServiceLink Default Services, LLC	Ownership, Management	1.000	Fidelity National Financial, Inc	NO	
.0670	Fidelity National Financial	00000	47-2198759				ServiceLink Holdings, Inc	DE	NIA	Fidelity National Financial, Inc	Ownership, Board, Management	1.000	Fidelity National Financial, Inc	NO	
.0670	Fidelity National Financial	00000	46-3926360				ServiceLink Holdings, LLC	DE	NIA	ServiceLink Holdings, Inc	Ownership, Management	1.000	Fidelity National Financial, Inc	NO	
.0670	Fidelity National Financial	00000	80-0625945				ServiceLink IP Holding Company, LLC	DE	NIA	ServiceLink NLS, LLC	Ownership, Management	1.000	Fidelity National Financial, Inc	NO	
.0670	Fidelity National Financial	00000	45-3691064				ServiceLink Management Company, LLC	DE	NIA	ServiceLink Management Company, LLC	Ownership, Board, Management	1.000	Fidelity National Financial, Inc	NO	
.0670	Fidelity National Financial	00000	61-1733605				ServiceLink National Flood, LLC	DE	NIA	SL National TaxNet, LLC	Ownership, Management	1.000	Fidelity National Financial, Inc	NO	
.0670	Fidelity National Financial	00000	80-0625945				ServiceLink NLS, LLC	DE	NIA	ServiceLink Holdings, LLC	Ownership, Board, Management	1.000	Fidelity National Financial, Inc	NO	
.0670	Fidelity National Financial	00000	27-0636895				ServiceLink of Arkansas, LLC	AR	NIA	ServiceLink NLS, LLC	Ownership, Board, Management	1.000	Fidelity National Financial, Inc	NO	
.0670	Fidelity National Financial	00000	88-3968509				ServiceLink of Louisiana, LLC	LA	NIA	ServiceLink NLS, LLC	Ownership, Management	1.000	Fidelity National Financial, Inc	NO	
.0670	Fidelity National Financial	00000	20-1362559				ServiceLink of Texas, LLC	TX	NIA	ServiceLink NLS, LLC	Ownership, Board, Management	1.000	Fidelity National Financial, Inc	NO	
.0670	Fidelity National Financial	00000	01-0560689				ServiceLink Process Solutions, LLC	DE	NIA	ServiceLink Default Services, LLC	Ownership, Management	1.000	Fidelity National Financial, Inc	NO	
.0670	Fidelity National Financial	00000	80-0964695				ServiceLink Services Management, Inc	DE	NIA	ServiceLink Holdings, LLC	Ownership, Management	1.000	Fidelity National Financial, Inc	NO	
.0670	Fidelity National Financial	00000	80-0964284				ServiceLink Services, LLC	DE	NIA	ServiceLink Holdings, LLC	Ownership, Management	1.000	Fidelity National Financial, Inc	NO	
.0670	Fidelity National Financial	00000	90-0172717				ServiceLink Title Agency, Inc	IL	NIA	ServiceLink Title Company	Ownership, Board, Management	1.000	Fidelity National Financial, Inc	NO	

STATEMENT AS OF SEPTEMBER 30, 2024 OF THE FIDELITY & GUARANTY LIFE INSURANCE COMPANY

SCHEDULE Y

PART 1A - DETAIL OF INSURANCE HOLDING COMPANY SYSTEM

1	2	3	4	5	6	7	8	9	10	11	12	13	14	15	16
Group Code	Group Name	NAIC Company Code	ID Number	Federal RSSD	CIK	Name of Securities Exchange if Publicly Traded (U.S. or International)	Names of Parent, Subsidiaries Or Affiliates	Domiciliary Location	Relationship to Reporting Entity	Directly Controlled by (Name of Entity/Person)	Type of Control (Ownership, Board, Management, Attorney-in-Fact, Influence, Other)	If Control is Ownership Provide Percentage	Ultimate Controlling Entity(ies)/Person(s)	Is an SCA Filing Required? (Yes/No)	*
.0670	Fidelity National Financial	00000	94-2696070				ServiceLink Title Company	CA	NIA	SL National TaxNet, LLC	Ownership, Board, Management	1.000	Fidelity National Financial, Inc	NO	
.0670	Fidelity National Financial	00000	27-1896849				ServiceLink Title Company of Alabama, LLC	AL	NIA	ServiceLink, LLC	Ownership, Board, Management	1.000	Fidelity National Financial, Inc	NO	
.0670	Fidelity National Financial	00000	46-4504831				ServiceLink Title Company of Oregon, LLC	OR	NIA	LTC Sub, LLC	Ownership, Management	1.000	Fidelity National Financial, Inc	NO	
.0670	Fidelity National Financial	00000	34-2050114				ServiceLink Title Insurance Agency of Utah, LLC	UT	NIA	LTC Sub, LLC	Ownership, Management	1.000	Fidelity National Financial, Inc	NO	
.0670	Fidelity National Financial	00000	80-0625945				ServiceLink Valuation Solutions, LLC	DE	NIA	ServiceLink NLS, LLC	Ownership, Board, Management	1.000	Fidelity National Financial, Inc	NO	
.0670	Fidelity National Financial	00000	27-1896849				ServiceLink, LLC	PA	NIA	ServiceLink NLS, LLC	Ownership, Board, Management	1.000	Fidelity National Financial, Inc	NO	
.0670	Fidelity National Financial	00000	87-4810420				SGIH, LLC	DE	NIA	Fidelity National Financial, Inc	Ownership	0.352	Fidelity National Financial, Inc	NO	
.0670	Fidelity National Financial	00000	32-0469387				Shalimar Escrow, Inc	CA	NIA	FNF Escrow Holdings II, LLC	Ownership, Board, Management	0.633	Fidelity National Financial, Inc	NO	
.0670	Fidelity National Financial	00000	93-1722566				Shoreline Title Insurance Group, LLC	IN	NIA	FNTS Holdings, LLC	Ownership, Management	0.510	Fidelity National Financial, Inc	NO	
.0670	Fidelity National Financial	00000	84-1240038				SKLD Title Services, Inc	CO	NIA	Chicago Title Insurance Company	Ownership	0.139	Fidelity National Financial, Inc	YES	
.0670	Fidelity National Financial	00000	84-1240038				SKLD Title Services, Inc	CO	NIA	Chicago Title of Colorado, Inc	Ownership	0.008	Fidelity National Financial, Inc	NO	
.0670	Fidelity National Financial	00000	27-2416279				SkySlope, Inc	CA	NIA	FNF RE Technology Holdings, LLC	Ownership, Board, Management	0.957	Fidelity National Financial, Inc	NO	
.0670	Fidelity National Financial	00000	27-3732345				SL National TaxNet, LLC	DE	NIA	ServiceLink NLS, LLC	Ownership, Management	1.000	Fidelity National Financial, Inc	NO	
.0670	Fidelity National Financial	00000	45-2625780				Smith Brothers Abstract & Title Co LLC	OK	NIA	Oklahoma Title Partners LLC	Ownership, Management	1.000	Fidelity National Financial, Inc	NO	
.0670	Fidelity National Financial	00000	26-3287693				Softpro, LLC	DE	NIA	FNTS Holdings, LLC	Ownership, Board, Management	1.000	Fidelity National Financial, Inc	NO	
.0670	Fidelity National Financial	00000					Southwest Michigan Title Agency, LLC	MI	NIA	Chicago Title of Michigan, Inc	Ownership, Board, Management	0.500	Fidelity National Financial, Inc	NO	
.0670	Fidelity National Financial	00000					Specialty Lending Company, LLC	DE	NIA	Fidelity & Guaranty Life Insurance Company	Ownership	0.100	Fidelity National Financial, Inc	NO	
.0670	Fidelity National Financial	00000	87-3066977				StarTex Title Agency, LLC	TX	NIA	FNTS Holdings, LLC	Ownership, Management	1.000	Fidelity National Financial, Inc	NO	
.0670	Fidelity National Financial	00000	94-3382994				Strategic Property Investments, Inc	DE	NIA	IPX1031, LLC	Ownership, Board, Management	1.000	Fidelity National Financial, Inc	NO	
.0670	Fidelity National Financial	00000	88-4251885				Strategic Title Agency, LLC	MI	NIA	FNTS Holdings, LLC	Ownership	0.510	Fidelity National Financial, Inc	NO	
.0670	Fidelity National Financial	00000	30-0727712				STS Agency, LLC	OH	NIA	FNTS Holdings, LLC	Ownership	0.501	Fidelity National Financial, Inc	NO	
.0670	Fidelity National Financial	00000	92-1324043				Syncis Holdings, LLC	DE	NIA	Peak Altitude Equity, LLC	Ownership	0.490	Fidelity National Financial, Inc	NO	
.0670	Fidelity National Financial	00000	84-3994969				Synergy Title, LLC	FL	NIA	LCTG Holdings, LLC	Ownership	0.510	Fidelity National Financial, Inc	NO	
.0670	Fidelity National Financial	00000	99-0257112				T.G. Exchange, Inc	HI	NIA	Title Guaranty Escrow Services, Inc	Ownership	1.000	Fidelity National Financial, Inc	NO	
.0670	Fidelity National Financial	00000	99-0266500				T.G. Super Exchange Corp.	HI	NIA	Title Guaranty Escrow Services, Inc	Ownership	1.000	Fidelity National Financial, Inc	NO	
.0670	Fidelity National Financial	00000	36-5068353				TBD, LLC	NC	NIA	Fidelity National Title Company, LLC	Ownership	0.500	Fidelity National Financial, Inc	NO	
.0670	Fidelity National Financial	00000	36-5068353				TBD, LLC	NC	NIA	Chicago Title Company, LLC	Ownership	0.500	Fidelity National Financial, Inc	NO	
.0670	Fidelity National Financial	00000	99-2381302				Team Title, LLC	MI	NIA	FNTS Holdings, LLC	Ownership	0.510	Fidelity National Financial, Inc	NO	
.0670	Fidelity National Financial	00000	33-1266977				The Land Trust Company	FL	NIA	FNTS Holdings, LLC	Ownership, Board, Management	1.000	Fidelity National Financial, Inc	NO	
.0670	Fidelity National Financial	00000	99-0650058				The Land Trust Company of Florida, Inc	FL	NIA	FNTS Holdings, LLC	Ownership, Board, Management	1.000	Fidelity National Financial, Inc	NO	
.0670	Fidelity National Financial	00000	52-0405180				The Maryland Title Guarantee Company	MD	NIA	FNTS Holdings, LLC	Ownership, Board, Management	1.000	Fidelity National Financial, Inc	NO	
.0670	Fidelity National Financial	00000	52-0910029				The Title Guarantee Company	MD	NIA	FNTS Holdings, LLC	Ownership, Board, Management	1.000	Fidelity National Financial, Inc	NO	
.0670	Fidelity National Financial	00000	45-3005038				Ticor Asset Management, LLC	CA	NIA	FNTS Holdings, LLC	Ownership, Board, Management	1.000	Fidelity National Financial, Inc	NO	
.0670	Fidelity National Financial	00000	91-1653615				Ticor Title Company	WA	NIA	FNTS Holdings, LLC	Ownership, Board, Management	1.000	Fidelity National Financial, Inc	NO	
.0670	Fidelity National Financial	00000	77-0213624				Ticor Title Company of California	CA	NIA	FNF UTC, LLC	Ownership, Board, Management	1.000	Fidelity National Financial, Inc	NO	
.0670	Fidelity National Financial	00000	93-0567838				Ticor Title Company of Oregon	OR	NIA	FNTS Holdings, LLC	Ownership, Board, Management	1.000	Fidelity National Financial, Inc	NO	
.0670	Fidelity National Financial	00000	84-0988636				Ticor Title of Colorado, Inc	CO	NIA	FNF Security Acquisition, Inc	Ownership, Board, Management	1.000	Fidelity National Financial, Inc	NO	
.0670	Fidelity National Financial	00000	46-0466504				Ticor Title of Nevada, Inc	NV	NIA	FNTS Holdings, LLC	Ownership, Board, Management	1.000	Fidelity National Financial, Inc	NO	
.0670	Fidelity National Financial	00000	74-1586205				Title Data, Inc	TX	NIA	Chicago Title of Texas, LLC	Ownership	0.053	Fidelity National Financial, Inc	NO	
.0670	Fidelity National Financial	00000	74-1586205				Title Data, Inc	TX	NIA	Fidelity National Title Insurance Company	Ownership	0.053	Fidelity National Financial, Inc	NO	
.0670	Fidelity National Financial	00000	74-1586205				Title Data, Inc	TX	NIA	Commonwealth Land Title Insurance Company	Ownership	0.053	Fidelity National Financial, Inc	NO	
.0670	Fidelity National Financial	00000	74-1586205				Title Data, Inc	TX	NIA	Alamo Title Insurance	Ownership	0.053	Fidelity National Financial, Inc	NO	
.0670	Fidelity National Financial	00000	74-1586205				Title Data, Inc	TX	NIA	Alamo Title Company	Ownership	0.053	Fidelity National Financial, Inc	NO	
.0670	Fidelity National Financial	00000	74-1586205				Title Data, Inc	TX	NIA	Commonwealth Title of Houston, Inc	Ownership	0.053	Fidelity National Financial, Inc	NO	
.0670	Fidelity National Financial	00000	74-1586205				Title Data, Inc	TX	NIA	FNF Charter Title Company	Ownership	0.053	Fidelity National Financial, Inc	NO	
.0670	Fidelity National Financial	00000	74-1586205				Title Data, Inc	TX	NIA	Fidelity National Title Agency, Inc	Ownership	0.053	Fidelity National Financial, Inc	NO	
.0670	Fidelity National Financial	00000	74-1586205				Title Data, Inc	TX	NIA	StarTex Title Agency, LLC	Ownership	0.053	Fidelity National Financial, Inc	NO	

STATEMENT AS OF SEPTEMBER 30, 2024 OF THE FIDELITY & GUARANTY LIFE INSURANCE COMPANY

SCHEDULE Y

PART 1A - DETAIL OF INSURANCE HOLDING COMPANY SYSTEM

1	2	3	4	5	6	7	8	9	10	11	12	13	14	15	16
Group Code	Group Name	NAIC Company Code	ID Number	Federal RSSD	CIK	Name of Securities Exchange if Publicly Traded (U.S. or International)	Names of Parent, Subsidiaries Or Affiliates	Domiciliary Location	Relationship to Reporting Entity	Directly Controlled by (Name of Entity/Person)	Type of Control (Ownership, Board, Management, Attorney-in-Fact, Influence, Other)	If Control is Ownership Provide Percentage	Ultimate Controlling Entity(ies)/Person(s)	Is an SCA Filing Required? (Yes/No)	*
.0670	Fidelity National Financial	00000	99-0092598				Title Guaranty Escrow Services, Inc	HI	NIA	FNTS Holdings, LLC	Ownership	0.900	Fidelity National Financial, Inc	NO	
.0670	Fidelity National Financial	00000	99-0105031				Title Guaranty of Hawaii, LLC	HI	NIA	FNTS Holdings, LLC	Ownership, Board, Management	0.900	Fidelity National Financial, Inc	NO	
.0670	Fidelity National Financial	00000	86-0610659				Title Plant Corporation	AZ	NIA	Fidelity National Title Agency, Inc	Ownership	0.100	Fidelity National Financial, Inc	NO	
.0670	Fidelity National Financial	00000	86-0610659				Title Plant Corporation	AZ	NIA	Chicago Title Insurance Company	Ownership	0.100	Fidelity National Financial, Inc	NO	
.0670	Fidelity National Financial	00000	20-2170939				Title Plant of Sante Fe, LLC	NM	NIA	Fidelity National Title Insurance Company	Ownership	0.310	Fidelity National Financial, Inc	NO	
.0670	Fidelity National Financial	32336	03-0311175				Title Reinsurance Company	VT	IA	Fidelity National Title Insurance Company	Ownership	0.175	Fidelity National Financial, Inc	NO	
.0670	Fidelity National Financial	32336	03-0311175				Title Reinsurance Company	VT	IA	Chicago Title Insurance Company	Ownership	0.337	Fidelity National Financial, Inc	NO	
.0670	Fidelity National Financial	32336	03-0311175				Title Reinsurance Company	VT	IA	Commonwealth Land Title Insurance Company	Ownership	0.114	Fidelity National Financial, Inc	NO	
.0670	Fidelity National Financial	00000	86-3900831				TitleLogix Solutions, LLC	TX	NIA	Oklahoma Title Partners LLC	Ownership	0.501	Fidelity National Financial, Inc	NO	
.0670	Fidelity National Financial	00000	47-2275372				Titlellave Southeast, LLC	DE	NIA	Fidelity National Title Group, Inc	Ownership	1.000	Fidelity National Financial, Inc	NO	
.0670	Fidelity National Financial	00000	82-0492853				Transnation Title & Escrow, Inc	DE	NIA	FNTS Holdings, LLC	Ownership, Board, Management	1.000	Fidelity National Financial, Inc	NO	
.0670	Fidelity National Financial	00000	80-0935765				Tri-City Title Agency, LLC	OH	NIA	FNTS Holdings, LLC	Ownership, Management	0.510	Fidelity National Financial, Inc	NO	
.0670	Fidelity National Financial	00000	93-1097346				TriCounty Title Plant	OR	NIA	Fidelity National Title Company of Oregon	Ownership	0.091	Fidelity National Financial, Inc	NO	
.0670	Fidelity National Financial	00000	93-1097346				TriCounty Title Plant	OR	NIA	Ticor Title Company of Oregon	Ownership	0.091	Fidelity National Financial, Inc	NO	
.0670	Fidelity National Financial	00000	93-1097346				TriCounty Title Plant	OR	NIA	Chicago Title Company of Oregon	Ownership	0.091	Fidelity National Financial, Inc	NO	
.0670	Fidelity National Financial	00000	93-1097346				TriCounty Title Plant	OR	NIA	National Title Insurance of New York Inc.	Ownership	0.091	Fidelity National Financial, Inc	NO	
.0670	Fidelity National Financial	00000	93-1097346				TriCounty Title Plant	OR	NIA	Lawyers Title of Oregon, LLC	Ownership	0.091	Fidelity National Financial, Inc	NO	
.0670	Fidelity National Financial	00000	99-4700559				True Defense Title Services, LLC	IN	NIA	FNTS Holdings, LLC	Ownership	0.510	Fidelity National Financial, Inc	NO	
.0670	Fidelity National Financial	00000	88-0325906				United Financial Management Company	NV	NIA	FNTS Holdings, LLC	Ownership, Board, Management	1.000	Fidelity National Financial, Inc	NO	
.0670	Fidelity National Financial	00000	20-3853676				United Title Company, Inc	CO	NIA	FNF Security Acquisition, Inc	Ownership, Board, Management	1.000	Fidelity National Financial, Inc	NO	
.0670	Fidelity National Financial	00000	41-2154791				United Title of Nevada, Inc	NV	NIA	FNTS Holdings, LLC	Ownership, Board, Management	1.000	Fidelity National Financial, Inc	NO	
.0670	Fidelity National Financial	00000	86-0452311				USA Digital Solutions, Inc	AZ	NIA	FNF Security Acquisition, Inc	Ownership, Board, Management	1.000	Fidelity National Financial, Inc	NO	
.0670	Fidelity National Financial	00000	73-1644259				Vermont Residential Nominee Services, Inc	VT	NIA	National Residential Nominee Services, Inc	Ownership, Board, Management	1.000	Fidelity National Financial, Inc	NO	
.0670	Fidelity National Financial	00000	46-4489581				Versal Escrow Services, Inc	CA	NIA	FNF Escrow Holdings II, LLC	Ownership	0.867	Fidelity National Financial, Inc	NO	
.0670	Fidelity National Financial	00000	82-1752350				Village Escrow Services, Inc	CA	NIA	FNF Escrow Holdings II, LLC	Ownership, Board, Management	0.600	Fidelity National Financial, Inc	NO	
.0670	Fidelity National Financial	00000	20-4531740				Village Resort, LLC	CA	NIA	FNTS Holdings, LLC	Ownership, Board, Management	1.000	Fidelity National Financial, Inc	NO	
.0670	Fidelity National Financial	00000	27-2923934				VIP Title Agency II, LLC	OH	NIA	FNTS Holdings, LLC	Ownership, Management	0.510	Fidelity National Financial, Inc	NO	
.0670	Fidelity National Financial	00000	43-2036558				Vision Global Solutions, LLC	PA	NIA	ServiceLink N.S, LLC	Ownership, Board, Management	1.000	Fidelity National Financial, Inc	NO	
.0670	Fidelity National Financial	00000	93-0950978				Western Title & Escrow Company	OR	NIA	FNTS Holdings, LLC	Ownership, Board, Management	1.000	Fidelity National Financial, Inc	NO	
.0670	Fidelity National Financial	00000					WIN Title Agency, LLC	OH	NIA	Fidelity National Title Company, LLC	Ownership	0.200	Fidelity National Financial, Inc	NO	
.0670	Fidelity National Financial	00000	88-1388151				Wisconsin Wide Title Services, LLC	WI	NIA	FNTS Holdings, LLC	Ownership	0.510	Fidelity National Financial, Inc	NO	
.0670	Fidelity National Financial	00000	38-3607209				Woodland Title Agency, LLC	MI	NIA	Chicago Title of Michigan, Inc	Ownership, Board, Management	0.400	Fidelity National Financial, Inc	NO	
.0670	Fidelity National Financial	00000	81-1879947				Woodland Title Agency, LLC	OH	NIA	FNTS Holdings, LLC	Ownership	0.510	Fidelity National Financial, Inc	NO	
.0670	Fidelity National Financial	00000	83-0368755				WT Tax Service, LLC	TX	NIA	FNF West Texas Abstract & Title Company, LLC	Ownership, Management	1.000	Fidelity National Financial, Inc	NO	

Asterisk	Explanation

STATEMENT AS OF SEPTEMBER 30, 2024 OF THE FIDELITY & GUARANTY LIFE INSURANCE COMPANY

SUPPLEMENTAL EXHIBITS AND SCHEDULES INTERROGATORIES

The following supplemental reports are required to be filed as part of your statement filing. However, in the event that your company does not transact the type of business for which the special report must be filed, your response of NO to the specific interrogatory will be accepted in lieu of filing a "NONE" report and a bar code will be printed below. If the supplement is required of your company but is not being filed for whatever reason enter SEE EXPLANATION and provide an explanation following the interrogatory questions.

	Response
1. Will the Trusteed Surplus Statement be filed with the state of domicile and the NAIC with this statement?	NO
2. Will the Medicare Part D Coverage Supplement be filed with the state of domicile and the NAIC with this statement?	NO
3. Will the Reasonableness of Assumptions Certification required by Actuarial Guideline XXXV be filed with the state of domicile and electronically with the NAIC?	NO
4. Will the Reasonableness and Consistency of Assumptions Certification required by Actuarial Guideline XXXV be filed with the state of domicile and electronically with the NAIC?	YES
5. Will the Reasonableness of Assumptions Certification for Implied Guaranteed Rate Method required by Actuarial Guideline XXXVI be filed with the state of domicile and electronically with the NAIC?	NO
6. Will the Reasonableness and Consistency of Assumptions Certification required by Actuarial Guideline XXXVI (Updated Average Market Value) be filed with the state of domicile and electronically with the NAIC?	NO
7. Will the Reasonableness and Consistency of Assumptions Certification required by Actuarial Guideline XXXVI (Updated Market Value) be filed with the state of domicile and electronically with the NAIC?	YES
8. Will the Life PBR Statement of Exemption be filed with the state of domicile by July 1st and electronically with the NAIC with the second quarterly filing per the Valuation Manual (by August 15)? (2nd Quarter Only) The response for 1st and 3rd quarters should be N/A. A NO response resulting with a bar code is only appropriate in the 2nd quarter. In the case of an ongoing statement of exemption, enter "SEE EXPLANATION" and provide as an explanation that the company is utilizing an ongoing statement of exemption.	N/A

AUGUST FILING


9. Will the regulator-only (non-public) Communication of Internal Control Related Matters Noted in Audit be filed with the state of domicile and electronically with the NAIC (as a regulator-only non-public document) by August 1? The response for 1st and 3rd quarters should be N/A. A NO response resulting with a bar code is only appropriate in the 2nd quarter.	N/A
--	-----

Explanation:

1. The Company has no Trusteed Surplus
2. The Company has no Medicare Part D Coverage business
3. The Reasonableness of Assumptions Certification required by Actuarial Guideline XXXV is not required to be filed for the Company
5. The Reasonableness of Assumptions Certification for Implied Guaranteed Rate Method required by Actuarial Guideline XXXVI is not required to be filed for the Company
6. The Reasonableness and Consistency of Assumptions Certification required by Actuarial Guideline XXXVI (Updated Average Market Value) is not required to be filed for the Company

Bar Code:

1. Trusteed Surplus Statement [Document Identifier 490]
2. Medicare Part D Coverage Supplement [Document Identifier 365]
3. Reasonableness of Assumptions Certification required by Actuarial Guideline XXXV [Document Identifier 445]
5. Reasonableness of Assumptions Certification for Implied Guaranteed Rate Method required by Actuarial Guideline XXXVI [Document Identifier 447]
6. Reasonableness and Consistency of Assumptions Certification required by Actuarial Guideline XXXVI [Document Identifier 448]



STATEMENT AS OF SEPTEMBER 30, 2024 OF THE FIDELITY & GUARANTY LIFE INSURANCE COMPANY
OVERFLOW PAGE FOR WRITE-INS

Additional Write-ins for Assets Line 25

	Current Statement Date			4 December 31 Prior Year Net Admitted Assets
	1 Assets	2 Nonadmitted Assets	3 Net Admitted Assets (Cols. 1 - 2)	
2504. Premium tax receivable	11,045		11,045	
2505. Miscellaneous receivables	1,290		1,290	2,985,690
2506. State tax credits				518,576
2597. Summary of remaining write-ins for Line 25 from overflow page	12,335		12,335	3,504,266

Additional Write-ins for Liabilities Line 25

	1 Current Statement Date	2 December 31 Prior Year
2504. Unpresented drafts pending escheatment	46,106,066	41,560,334
2505. Interest rate swap accrued income payable non-hedge RSAT	7,348,129	3,005,845
2506. Limited partnership-capital balance liability	270,737	
2507. Due to futures brokers		462,680
2597. Summary of remaining write-ins for Line 25 from overflow page	53,724,932	45,028,859

Additional Write-ins for Summary of Operations Line 8.3

	1 Current Year To Date	2 Prior Year To Date	3 Prior Year Ended December 31
08.304. Interest maintenance reserve adjustment related to reinsurance of in-force business			
08.397. Summary of remaining write-ins for Line 8.3 from overflow page			

Additional Write-ins for Summary of Operations Line 27

	1 Current Year To Date	2 Prior Year To Date	3 Prior Year Ended December 31
2704. Miscellaneous expenses	4,117	16,695	628,135
2705. Interest expense on surplus notes	10,856,250	10,856,250	14,475,000
2706. Interest maintenance reserve adjustment related to reinsurance of in-force business	20,751,872	8,741,270	77,467,011
2797. Summary of remaining write-ins for Line 27 from overflow page	31,612,239	19,614,215	92,570,146

Fidelity & Guaranty Life Insurance Company (FGLIC)
Funds Withheld Reinsurance Supplement
Quarter ended September 30, 2024
(Dollars in Millions)

	September 30, 2024		
	FGLIC, Gross of Funds Withheld Reinsurance	Funds Withheld Adjustment	FGLIC, Net of Funds Withheld Reinsurance
ASSET MIX			
Non Affiliated			
Corporate Bonds	18,561	10,747	7,814
US Gov't, Agencies, Municipals, Foreign Gov't	563	277	286
RMBS	1,677	1,322	355
CMBS	4,857	2,332	2,525
Other ABS (including CLOs)	15,120	6,266	8,854
Mortgage Loans and Real Estate	412	0	412
Schedule BA Assets	3,808	2,134	1,674
Unaffiliated Stocks	549	210	339
Total Non Affiliated	45,547	23,288	22,259
Affiliated			
Corporate Bonds	0	0	0
US Gov't, Agencies, Municipals, Foreign Gov't	0	0	0
RMBS	0	0	0
CMBS	0	0	0
Other ABS (including CLOs) Mortgages & Real Estate BA Assets	0	0	0
Mortgage Loans and Real Estate	0	0	0
Schedule BA Assets	31	0	31
Affiliated Stocks	2,218	0	2,218
Total Affiliated	2,249	0	2,249
Other			
Cash, Cash Equivalents, and Short-Term Investments	2,917	1,341	1,576
Derivatives	455	0	455
All Other	179	13	166
Total Other	3,551	1,354	2,197
Total Cash and Invested Assets	51,347	24,642	26,705

CREDIT QUALITY			
NAIC 1	25,787	11,708	14,079
NAIC 2	13,008	7,809	5,199
Investment Grade	38,795	19,517	19,278
NAIC 3	1,528	1,155	373
NAIC 4	379	223	156
NAIC 5	59	47	12
NAIC 6	17	2	15
Below Investment Grade	1,983	1,427	556
Total Bonds	40,778	20,944	19,834

BONDS BY ASC 820 FAIR VALUE LEVEL			
Level 1	85	22	63
Level 2	29,490	15,249	14,241
Level 3	9,957	4,903	5,054
Total Bonds	39,532	20,174	19,358

INVESTMENT INCOME			
Bonds & Equities	1,861	945	916
Mortgages & Real Estate	22	0	22
Schedule BA Assets	73	74	(1)
Other	(2)	24	(26)
Gross Investment Income	1,954	1,043	911
Investment Expenses	118	56	62
Net Investment Income	1,836	987	849

CAPITAL GAINS (LOSSES)			
Realized			
Bonds & Equities	(59)	(59)	0
Mortgages & Real Estate	(6)	0	(6)
Schedule BA Assets	44	40	4
Other	16	0	16
Total Realized Gains (Losses)	(5)	(19)	14
Unrealized			
Bonds & Equities	83	37	46
Mortgages & Real Estate	0	0	0
Schedule BA Assets	138	83	55
Other	3	0	3
Total Unrealized Gains (Losses)	224	120	104
Total Capital Gains (Losses)	219	101	118
Change in Unrealized Foreign Exchange Capital Gain (Loss)	1	1	0
Total Capital Gains and Losses (Net of Unrealized FX Capital Gain/Loss)	220	102	118