

**UNITED STATES  
SECURITIES AND EXCHANGE COMMISSION**  
Washington, D.C. 20549

**FORM 10-K**

(Mark One)

**ANNUAL REPORT PURSUANT TO SECTION 13 OR 15(d) OF THE SECURITIES EXCHANGE ACT OF 1934**

For the annual period ended December 31, 2023

OR

**TRANSITION REPORT PURSUANT TO SECTION 13 OR 15(d) OF THE SECURITIES EXCHANGE ACT OF 1934**

For transition period from \_\_\_\_\_ to \_\_\_\_\_

Commission File Number 001-39632

**Hyzon Motors Inc.**

(Exact name of registrant as specified in its charter)

Delaware  
State or other jurisdiction of  
incorporation or organization

82-2726724  
(I.R.S. Employer  
Identification Number)

599 South Schmidt Road  
Bolingbrook, Illinois 60440  
(585) 484-9337

(Address, including zip code, and telephone number, including area code, of registrant's principal executive offices)

Securities registered pursuant to Section 12(b) of the Act:

Title of each class	Trading Symbols	Name of each exchange on which registered
Class A common stock, par value \$0.0001 per share	HYZN	Nasdaq Capital Market
Warrants, each whole warrant exercisable for one share of Class A common stock, \$0.0001 par value, at an exercise price of \$11.50 per share	HYZNV	Nasdaq Capital Market

Indicate by check mark if the registrant is a well-known seasoned issuer, as defined in Rule 405 of the Securities Act. Yes  No

Indicate by check mark if the registrant is not required to file reports pursuant to Section 13 or Section 15(d) of the Act. Yes  No

Indicate by check mark whether the registrant (1) has filed all reports required to be filed by Section 13 or 15(d) of the Securities Exchange Act of 1934 during the preceding 12 months (or for such shorter period that the registrant was required to file such reports), and (2) has been subject to such filing requirements for the past 90 days. Yes  No

Indicate by check mark whether the registrant has submitted electronically every Interactive Data File required to be submitted pursuant to Rule 405 of Regulation S-T (§232.405 of this chapter) during the preceding 12 months (or for such shorter period that the registrant was required to submit such files). Yes  No

Indicate by check mark whether the registrant is a large accelerated filer, an accelerated filer, a non-accelerated filer, a smaller reporting company or an emerging growth company. See the definitions of "large accelerated filer," "accelerated filer," "smaller reporting company" and "emerging growth company" in Rule 12b-2 of the Exchange Act.

Large accelerated filer	<input type="checkbox"/>	Accelerated filer	<input type="checkbox"/>
Non-accelerated filer	<input checked="" type="checkbox"/>	Smaller reporting company	<input checked="" type="checkbox"/>
		Emerging growth company	<input checked="" type="checkbox"/>

If an emerging growth company, indicate by check mark if the registrant has elected not to use the extended transition period for complying with any new or revised financial accounting standards provided pursuant to Section 7(a)(2)(B) of the Securities Act.

Indicate by check mark whether the registrant has filed a report on and attestation to its management's assessment of the effectiveness of its internal control over financial reporting under Section 404(b) of the Sarbanes-Oxley Act (15 U.S.C. 7262(b)) by the registered public accounting firm that prepared or issued its audit report.

If securities are registered pursuant to Section 12(b) of the Act, indicate by check mark whether the financial statements of the registrant included in the filing reflect the correction of an error to previously issued financial statements.

Indicate by check mark whether any of those error corrections are restatements that required a recovery analysis of incentive-based compensation received by any of the registrant's executive officers during the relevant recovery period pursuant to §240.10D-1(b).

Indicate by check mark whether the registrant is a shell company (as defined in Rule 12b-2 of the Exchange Act): Yes  No

As of June 30, 2023, the last business day of the registrant's most recently completed second fiscal quarter, the aggregate market value of the Class A common stock outstanding, other than shares held by persons who may be deemed affiliates of the registrant, computed by reference to the closing sales price for the Class A common stock on June 30, 2023, as reported on The Nasdaq Capital Market, was approximately \$234.5 million.

As of March 1, 2024, there were approximately 245,151,995 shares of the registrant's common stock outstanding, par value \$0.0001 per share, outstanding.

PCAOB ID: 0185

Auditor Name: KPMG LLP

Auditor Location: Rochester, New York

## CAUTIONARY NOTE REGARDING FORWARD-LOOKING STATEMENTS

This Annual Report on Form 10-K (this “Report”) contains forward-looking statements within the meaning of Section 27A of the Securities Act of 1933, as amended, and Section 21E of the Securities Exchange Act of 1934, as amended (the “Exchange Act”). These statements include, without limitation, statements regarding the financial position, business strategy and the plans and objectives of management for future operations, and any statements that refer to characterizations of future events or circumstances, including any underlying assumptions. These statements constitute projections, forecasts and forward-looking statements, and are not guarantees of performance. Such statements can be identified by the fact that they do not relate strictly to historical or current facts. When used in this report, the words “could,” “should,” “will,” “may,” “anticipate,” “believe,” “expect,” “estimate,” “intend,” “plan,” “project,” as well as the negative of such terms and other similar expressions, are intended to identify forward looking statements, although not all forward-looking statements contain such identifying words. Such forward-looking statements are based on management’s current expectations and assumptions about future events and are based on currently available information as to the outcome and timing of future events.

Forward-looking statements are subject to a number of risks and uncertainties including, but not limited to, those described below and in this Report, including under the section entitled “*Risk Factors*”, and in subsequent reports that we file with the SEC:

- our ability to continue as a going concern, which requires us to manage costs and obtain additional funding of our operations, including ramping up the production phase of our operations which includes beginning commercial scale production, launching the sale of our vehicles, and investing in research and development of additional products;
- we are an early stage company with a history of losses since our inception, expect to incur significant expenses and continuing losses for the foreseeable future, and there is substantial doubt that we will have sufficient funds to satisfy our obligations through the next 12 months from the date of this report;
- our limited operating history makes evaluating our business and future prospects difficult and increases the risk of your investment;
- our ability to raise financing necessary for us to continue operations;
- our ability to maintain our listing on The Nasdaq Capital Market;
- material weaknesses in our internal control over financial reporting or additional material weaknesses or other deficiencies in the future or otherwise which we fail to remediate or for which we fail to maintain an effective system of internal controls;
- our ability to commercialize our products and execute our strategic plans, including our ability to establish facilities to produce our fuel cells, assemble our vehicles, or secure hydrogen supply in appropriate volumes, at competitive costs or with competitive emissions profiles;
- our corporate restructuring and the associated headcount reduction may not result in anticipated savings, which could result in total costs and expenses that are greater than expected and could disrupt our business;
- our ability to maintain or extend our technological innovation in hydrogen fuel cells, PEMs, and MEAs;
- our ability to compete effectively in the HD transportation sector, and withstand intense competition and competitive pressures from existing and emerging companies worldwide in the industries in which we operate;
- our ability to convert non-binding memoranda of understanding and vehicle trial agreements into binding orders or sales (including because of the current or prospective resources of our counterparties) and the ability of our counterparties to make payments on orders;
- our ability to invest in hydrogen production, distribution and refueling operations to supply our customers with hydrogen at competitive costs to operate their fuel cell electric vehicles;
- our hydrogen-powered commercial vehicles and hydrogen fuel cell systems depend on the availability of hydrogen; there is no assurance that there will be, or that we will be able to supply, hydrogen at prices or with an emission profile that allow our FCEVs to be competitive with commercial vehicles powered by other energy sources, and our lack of control over or limited availability of hydrogen may adversely impact our sales and product deployment;
- disruptions to the global supply chain, including as a result of geopolitical events, and shortages of raw material and hydrogen, and the related impacts on our third-party suppliers and assemblers;
- our ability to retain or recruit, or changes required in, our officers, key employees or directors;
- our ability to protect, defend, or enforce intellectual property on which we depend;
- the availability of government subsidies, tax credits, and other incentives for our products; and
- the risks and uncertainties of legal proceedings, regulatory disputes, and governmental inquiries.

We have experienced and continue to experience several of these risks which have had and are having a materially negative effect on our results of operations. Should these risks increase, should risks or uncertainties other than those described above materialize, or should our underlying assumptions prove incorrect, our actual results and plans could differ materially from those expressed in any forward-looking statements.

The forward-looking statements contained in this report are based on our current expectations and beliefs concerning future developments and their potential effects on us, and speak only as of the date of this report. Except as otherwise required by applicable law, we disclaim any duty to update any forward-looking statements, all of which are expressly qualified by the statements in this section, to reflect events or circumstances after the date of this report. You should, however, review additional disclosures we make in subsequent filings with the SEC.

**Table of Contents**

<a href="#">PART I</a>	4
<a href="#">Item 1. Business</a>	4
<a href="#">Item 1A. Risk Factors</a>	29
<a href="#">Item 1B. Unresolved Staff Comments</a>	68
<a href="#">Item 1C. Cybersecurity</a>	68
<a href="#">Item 2. Properties</a>	69
<a href="#">Item 3. Legal Proceedings</a>	69
<a href="#">Item 4. Mine Safety Disclosures</a>	69
<a href="#">Part II</a>	70
<a href="#">Item 5. Market for Registrant’s Common Equity, Related Stockholder Matters and Issuer Purchase of Equity Securities</a>	70
<a href="#">Item 6. [Reserved]</a>	70
<a href="#">Item 7. Management’s Discussion and Analysis of Financial Condition and Results of Operations</a>	71
<a href="#">Item 7A. Quantitative and Qualitative Disclosures about Market Risk</a>	77
<a href="#">Item 8. Financial Statements and Supplementary Data</a>	78
<a href="#">Item 9. Changes in and Disagreements with Accountants on Accounting and Financial Disclosures</a>	103
<a href="#">Item 9A. Controls and Procedures</a>	103
<a href="#">Item 9B. Other Information</a>	103
<a href="#">Item 9C. Disclosure Regarding Foreign Jurisdictions and Prevent Inspections</a>	103
<a href="#">Part III</a>	104
<a href="#">Item 10. Directors, Executive Officers and Corporate Governance</a>	104
<a href="#">Item 11. Executive Compensation</a>	105
<a href="#">Item 12. Security Ownership of Certain Beneficial Owners and Management and Related Stockholder Matters</a>	106
<a href="#">Item 13. Certain Relationships and Related Transactions, and Director Independence</a>	107
<a href="#">Item 14. Principal Accountant Fees and Services</a>	108
<a href="#">Part IV</a>	109
<a href="#">Item 15. Exhibit and Financial Statement Schedules</a>	109
<a href="#">Item 16. Form 10-K Summary</a>	109
<a href="#">Signatures</a>	110

## Glossary of Terms

Except as defined elsewhere in this Form 10-K, the following terms or acronyms shall have the following meanings:

Term or Acronym	Definition
ACF	Advance Clean Fleets Regulation
ANZ	Australia and New Zealand
AUD	Australian dollar
BEV	Battery Electric Vehicle
Bid Price Rule	Nasdaq Listing Rule 5550(a)(2)
BMS	Battery Management System
Board	Board of Directors of Hyzon Motors Inc.
BOP	Balance of Plant
BPP	Bipolar Plate
CARB	California Air Resources Board
CCPA	California Consumer Privacy Act of 2018
CERCLA	The Comprehensive Environmental Response, Compensation, and Liability Act
CFATS	United States Cybersecurity & Infrastructure Agency's Chemical Facility Anti-Terrorism Standards
Chevron	Chevron New Energies, a division of Chevron U.S.A. Inc.
CPRA	California Privacy Rights Act of 2020
CO <sub>2</sub>	Carbon Dioxide
COC	Certificate of Conformity
COI	Chemical of Interest
DCRB	Decarbonization Plus Acquisition Corporation (now Hyzon Motors Inc.), a Delaware corporation. In connection with the completion of the Business Combination, DCRB changed its name to "Hyzon Motors Inc."
DOT	United States Department of Transportation
EPA	Environmental Protection Agency
EPA Clean Trucks Plan	GHG Emissions Standards for Heavy and Medium-Duty Engines and Vehicles
ESG	Environmental, Social, and Governance
GDPR	European Union General Data Protection Regulation
GHG	Greenhouse Gas
ECCA	Equity Capital Contribution Agreement
EU	European Union
FASB	United States Financial Accounting Standards Board
FCEV	Fuel Cell Electric Vehicle
FMCSA	Federal Motor Carrier Safety Administration
FMVSS	Federal Motor Vehicle Safety Standards
Fontaine	Fontaine Modification Company
GVW	Gross Vehicle Weight
HD	Heavy Duty
Hearings Panel	Nasdaq Hearings Panel
HVAC	Heating, ventilation, and air conditioning
HVIP	CARB Hybrid and Zero-Emission Truck and Bus Voucher Incentive Project
HZCI	Hyzon Zero Carbon Inc., a wholly-owned subsidiary of Hyzon
Holthausen	Holthausen Clean Technologies Investments B.V., a private limited liability company registered in the Netherlands
Horizon	Horizon Fuel Cell Technologies PTE Ltd., a Singapore corporation and our former indirect controlling shareholder.
Horizon Supply Agreement	Framework Supply Contract Agreement, dated January 7, 2021, by and between Hyzon and Jiangsu Qingneng New Energy Technologies Co. Ltd.
Hyllion	Hyllion Inc., a Delaware corporation
Hymas	Hymas PTE Ltd., a Singapore corporation and our former controlling shareholder.
Hyzon, the Company, we, its, our, or us	Hyzon Motors Inc.
Hyzon Europe	Hyzon Motors Europe B.V., a private limited liability company registered in the Netherlands and wholly owned subsidiary of Hyzon
Hyzon Guangdong	Hyzon Motors Technology Guangdong Co Ltd.
ICE	Internal Combustion Engine
IJJA	Infrastructure Investment and Jobs Act
IP Agreement	Intellectual Property Agreement dated January 12, 2021, as amended, by and between Hyzon, Jiangsu Qingneng New Energy Technologies Co., Ltd. and Shanghai Qingneng Horizon New Energy Ltd., and as amended in September 2021 to add Jiangsu Horizon Powertrain Technologies Co. Ltd. as a party, and as further amended by the Second Amendment dated effective September 28, 2023.
JS Horizon	Jiangsu Qingneng New Energy Technologies Co., Ltd. and Shanghai Qingneng Horizon New Energy Ltd., together
JS Powertrain	Jiangsu Powertrain Technologies Co. Ltd.
kg	Kilogram
kW	Kilowatts
LCFS	Low Carbon Fuel Standard
Legacy Hyzon	Hyzon Motors Inc. (now Hyzon Motors USA Inc.), a Delaware corporation and wholly owned subsidiary of Hyzon. In connection with the completion of the Business Combination, Legacy Hyzon changed its name to "Hyzon Motors USA Inc."
MD	Medium Duty
MEA	Membrane Electrode Assembly
MW	Megawatts
MY	Model Year
Nasdaq	The Nasdaq Stock Market LLC
NHTSA	National Highway Traffic Safety Administration
NO <sub>x</sub>	Nitrogen Oxide
NZD	New Zealand dollar
OEM	Original Equipment Manufacturer
Orten	Orten Holding GmbH, a limited liability company incorporate under the laws of Germany
Orten Agreement	Share Purchase and Transfer Agreement, dated June 10, 2022, by and between Hyzon Europe, Orten and Mr. Robert Orten
PEM	Proton-Exchange Membrane
Periodic Filing Rule	Nasdaq Listing Rule 5250(c)(1)
PIPL	China Personal Information Protection Law
PM <sub>2.5</sub>	Particle pollution from fine particulates
PTO	Power Take Off
Raven SR	Raven SR Inc., a Delaware corporation
Raven S1	Raven SR S1 LLC, a subsidiary of Raven and a Delaware limited liability company
RCRA	Resource Conservation and Recovery Act

R&D	Research and Development
RNG	Renewable Natural Gas
SEC	United States Securities and Exchange Commission
Sellers	Orten and Mr. Robert Orten
SOP	Start of Production
Staff	Nasdaq Listing Qualifications Staff
Staff Determination	Nasdaq Listing Qualifications Staff Determination
TCO	Total Cost of Ownership
UNECE	United Nations Economic Commission Europe
U.S. GAAP	United States Generally Accepted Accounting Principles
VAT	Value Added Tax
VIE	Variable Interest Entity
VIO	Vehicles in Operation

## PART I

### Item 1. Business

#### Overview

Our mission is to decarbonize heavy-duty applications by commercializing our proprietary high power fuel cell technology. We are executing our mission by deploying our fuel cells in zero-emission, HD hydrogen FCEVs today, and deploying the same technology to fuel cell-advantaged end markets in the future.

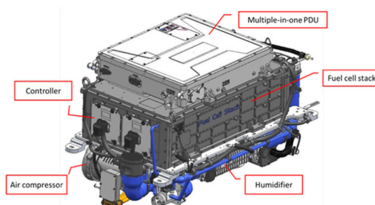
Hyzon has proprietary technology to produce high power fuel cells to power mobility and non-mobility applications, such as HD commercial vehicles and stationary power. Hyzon's proprietary single stack 200kW hydrogen fuel cell system's net power output is expected to meet the high power demands of HD mobility when combined with Hyzon's electrified powertrain including our fuel cell system. Our goal is to accelerate the clean energy transition by providing the hydrogen fuel cell systems to power zero-emission mobility applications with no compromise on power or range. We are building upon our 110kW fuel cell system experience to manufacture and commercialize the 200kW single stack fuel cell system, for which we started prototype production in 2023 and are working to commence commercial production in our Bolingbrook, Illinois facility in the second half of 2024.



Single Stack 200kW Fuel Cell System

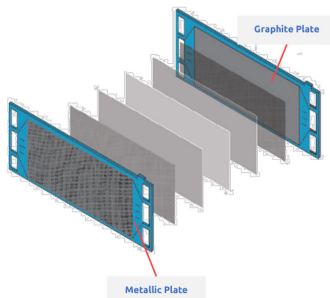
#### Key highlights of our proprietary single stack 200kW fuel cell system

- *Single stack architecture:* HD trucks require significant amounts of power in a volume and weight efficient package for optimized mobility, fuel economy, and performance. High output power demands are difficult to meet with the individual hydrogen fuel cell systems generally available in the market today due to a lack of total system power. Hyzon's single stack 200kW fuel cell system features a single stack containing more individual fuel cells enclosed in a housing than that of the typical fuel cell stack. Our proprietary hybrid BPP design (highlighted below) enables required cell count in a single stack with suitable distribution of reactant gas and coolant, with tolerance to shock and vibration loads experienced in heavy-duty applications. Our in-house anode module design is compact and seamlessly integrates all components to the stack.

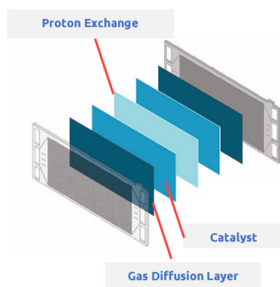


## [Table of Contents](#)

- Hybrid BPPs:** BPPs form the backbone of the fuel cell stack. BPPs play a critical role in distributing reactant gases, coolant, and heat, carrying electric current from the MEAs to the end plates, removing water, and separating the individual cells. The performance of the stack, as well as its expected lifetime, are highly dependent on the proper functioning of BPPs. Hyzon has a patented hybrid BPP containing a graphite plate for cathode and a titanium plate for anode. Hyzon's unique flow field designs on both cathode and anode plate and materials enable not only uniform flow distribution of reactants (H<sub>2</sub> and O<sub>2</sub>) to MEA, but also effective removal of water from fuel cell reactions. Each side of the plate is independently designed to create a durable, highly conductive flow field, tailored to the specific requirements and environment with which it interacts. Through a unique combination of graphite and metallic surface engineering, Hyzon's hybrid BPPs are corrosion-resistant, thin, and highly resistant to reactant gas leakage, significantly contributing to the fuel cell stack's durability, power density, and efficiency.



- 7-layer MEA:** Hyzon designs and manufactures its MEAs in-house at its Bolingbrook, IL location, which we believe provides us with a strategic advantage. Hyzon's innovative anode designs increase the robustness, i.e., minimal performance or durability variations, of the stack during adverse conditions such as extreme humidity levels. In Hyzon's electrode layer architecture, the electrodes have been designed with appropriate materials, such as catalysts and proton transport materials for enhanced performance and durability. In addition, selecting and optimizing the gas diffusion layer facilitates better gas transport and water management. Hyzon seeks to further improve the performance and durability at high current densities by using innovative electrode designs. Hyzon currently exclusively owns 5 granted US patents and has 29 pending patent applications covering the MEA.



## [Table of Contents](#)

Hyzon's single stack 200kW fuel cell system shows significant benefits over competing dual stack or two ~100kW fuel cell systems to reach a similar power output in mobility applications. For example, as compared to Hyzon's two 110kW fuel cell systems, our 200kW single stack fuel cell system has the following benefits across volume, weight, complexity and cost:

- Lower volume: Utilizing a single Hyzon 200kW fuel cell system versus two Hyzon 110kW fuel cell systems results in an estimated savings of ~30% volume. This volume savings enables the single Hyzon 200kW fuel cell system to fit entirely within an existing engine compartment versus having to engineer two fuel cells into the vehicle, often with one in the engine compartment and another in separate location.
- Lower weight: Hyzon's 200kW single stack fuel cell system weighs 360kg compared to 520kg for using two 110kW fuel cell systems, resulting in a savings of ~30% by weight.
- Reduced complexity with lower service and maintenance: Each fuel cell has various components that build up to a BOP, such as air compressor, cathode humidifier, and DCDC converter. Hyzon's single 200kW fuel cell utilizing only one set of BOP significantly reduces complexity versus two fuel cells stacks with two BOPs.
- Lower cost: Hyzon's cost to deploy a single 200kW fuel cell system is 25% lower than two of Hyzon's 110kW fuel cell systems.

Transportation is a vital cog in the global economy and constitutes one of the largest contributors to GHG emissions: As a sector, transportation was responsible for approximately 22% of worldwide CO2 emissions in 2022 according to the International Energy Agency<sup>1</sup>. In the U.S., according to the EPA<sup>2</sup>, transportation contributed up to 29% of GHG emissions in 2022, and of that, MD and HD vehicles contributed up to 23% of such emissions. We believe that the need for zero-emission solutions in transportation is clear, and we intend to help meet our customers' zero-emission vehicle needs by electrifying proven OEM vehicle platforms utilizing our fuel cell technology and associated products.

Hyzon is bringing leading zero-emission commercial vehicles to market with our proprietary, U.S.-manufactured fuel cells by contracting with third parties to assemble or convert ICE-powered vehicles - whether new or used. We are optimizing our vehicle platforms in each of Hyzon's geographical markets. For example, we have developed a conventional cab FCEV for the U.S. market and a cabover FCEV for the European and Australian markets. Hyzon vehicles include both the current generation 110/120kW fuel cell system FCEVs and our next generation flagship vehicle products featuring the single stack 200kW fuel cell system. Further, by directly investing in low-cost, low-to-negative carbon intensity hydrogen fuel production, and collaborating with companies in hydrogen feedstock, production, distribution, and dispensing, we seek to bring hydrogen fuel to market via our third-party relationships to match the demand created by our customers' fleet deployments at a cost that enables fleets to convert to fuel cell electric commercial vehicles. This collaboration may include direct investments by Hyzon via HZCI, in hydrogen production projects built and operated by third parties, bringing fuel online close to Hyzon vehicle deployments in the near-term.



We expect our vehicle assembly model - in which we leverage existing OEM vehicle platforms and third-party assembly contractors to integrate Hyzon's advanced in-house manufactured fuel cell systems and related electrification components - to help us accelerate reaching volume production and reduce total vehicle working capital burden. Coupling that model with our hydrogen fuel production and supply relationships and possible investments, we expect Hyzon to drive decarbonization while reducing vehicle TCO, and driving an accelerated path to parity with ICE alternatives as well as customer adoption in line with their decarbonization goals.

<sup>1</sup> Source: IEA. International Energy Agency: CO2 Emissions in 2022.

<sup>2</sup> Source: U.S. Environmental Protection Agency (EPA 430-D-24-001): Inventory of U.S. Greenhouse Gas Emissions and Sinks: 1990-2022.



**Key Benefits of Hydrogen and FCEV HD applications**

- *Potential subsidy-led drive to lower hydrogen fuel and technology cost vs. ICE comparables:* Due to a combination of factors, including the relative abundance of hydrogen molecules in the universe and the ability to produce hydrogen from multiple renewable sources (such as waste, wind, solar, RNG, and biomass), we expect hydrogen production from renewable sources to increase, which could correspondingly reduce the price of hydrogen relative to existing high emission hydrocarbon resources, including diesel fuel. Since the cost to transport hydrogen can be significant, producing hydrogen relatively proximate to refueling locations reduces transportation costs (which are built into the price of hydrogen to the end customer) in the early commercialization stages of commercial FCEV adoption as compared to large-scale production that is a long distance from the end customer. Targeting customers operating a 'back-to-base' model - where their vehicles run one or more routes during the day and then return to their base location to be refueled - is, in our view, aligned with facilitating early adoption of our FCEVs. Further, as decarbonization efforts continue globally, including those mandated and/or subsidized by many governments, we expect that investments in energy production will continue to shift towards renewable and/or low-carbon energy, and that investment in hydrogen production will increase worldwide, resulting in advanced hydrogen production technology and lower hydrogen fuel costs. Finally, we expect the price of hydrocarbon fuels to experience upward pressure due to global geopolitical events involving various oil producing countries, and as governments around the world increase taxation on high-emissions fuels while incentivizing clean energy sources such as low carbon intensity hydrogen. When coupled with technological innovations that are expected to reduce the cost of producing hydrogen fuel cell systems, and related electrification components, we expect hydrogen-powered vehicles to become increasingly competitive with ICE vehicles, thereby enabling wider adoption by the transportation sector.
- *Improved performance:* Compared to ICE vehicles, FCEVs use high torque electric propulsion systems that provide smoother acceleration, even with vehicle mass exceeding Class 8 tractor weight limits in the U.S. - a potential benefit to customers in safety as well as driver attraction and retention.
- *Reduced noise:* Hydrogen-powered HD commercial vehicles are significantly quieter than comparable ICE vehicles, reducing noise pollution to the benefit of drivers and surrounding communities. In addition, reduced noise could enable FCEVs to operate longer hours in jurisdictions where noise and air quality restrictions on vehicle idle times are in place.
- *Zero GHG emissions:* Hydrogen fuel cell technology is zero-emission, as no combustion occurs in hydrogen fuel cells. CARB classifies fuel cell vehicles as "Zero-Emission Vehicles<sup>3</sup>." Based on CO<sub>2</sub> emissions data from the U.S. Energy Information Administration<sup>4</sup> (22.2 pounds of CO<sub>2</sub> emissions per gallon of diesel), Hyzon estimates that one of our Class 8 FCEVs, operating with 100% zero-carbon, hydrogen feedstock and driving 100,000 miles, could help to eliminate up to 355 thousand pounds of CO<sub>2</sub> emissions in one year. We model the total expected CO<sub>2</sub> emissions reductions for one hydrogen-powered truck on an annual basis as follows: expected annual miles driven x 1 / (6.25 miles per diesel gallon) x 22.2 pounds of CO<sub>2</sub> / diesel gallon.
- *Significant local area health benefits:* In addition to reducing GHG emissions, adoption of hydrogen FCEVs and other hydrogen solutions in the transportation sector can lead to improved air quality due to a reduction in emissions of NO<sub>x</sub> and fine particulate matters, including PM<sub>2.5</sub>, and can help meet increasingly stringent air quality standards and regulations around the world. Additionally, drivers may benefit from reduced emissions in their daily operation of FCEVs as compared to traditional ICE trucks.

<sup>3</sup> <https://ww2.arb.ca.gov/our-work/programs/truckstop-resources/zev-truckstop/zev-101/hydrogen-fuel-cell-electric-vehicle-101#>

<sup>4</sup> Source: U.S. Energy Information Administration: Carbon Dioxide Emissions Coefficients.

## [Table of Contents](#)

- **Reduced TCO:** We believe that FCEVs will eventually offer an attractive alternative to commercial operators running diesel fleets because of a lower TCO as compared to other ICE alternatives. As is the case with many new technologies and products, we expect that the higher initial purchase prices of FCEVs will be offset by lower overall cost of operations over time. We anticipate that, as global investment in hydrogen technologies and production facilities continues to grow, more favorable hydrogen cost structures for FCEVs and hydrogen fuel will emerge, allowing hydrogen fuel cell-powered commercial vehicles to deliver lower per mile (or kilometer) operating costs than their ICE equivalents based on publicly available data, including data from the National Renewable Energy Laboratory.<sup>5</sup> In addition, technological advancements and scale production are expected to continue to reduce the cost of manufacturing the electrification components, including fuel cells, and maintenance costs should continue to decline as the technology matures in the FCEV use case.
- **Seamless transition from ICE is possible:** Once hydrogen dispensing and refueling station capacity become readily available, existing diesel-powered vehicle fleets may be converted to FCEV fleets without significant changes to how fleet operators conduct their businesses. Fleet operators' existing refueling practices and operating schedules can generally remain largely unchanged since hydrogen tanks can be refilled at refueling stations in strategic locations or at dispensing operations established at operators' locations without long wait times for refueling typically experienced at some battery electric truck charging facilities.

In a decarbonized future, we believe that commercial vehicle operators will operate both zero-emission electrified (BEV and FCEV) commercial vehicle platforms, with FCEVs deployed most in applications requiring longer periods of operation between refueling, heavy loads, and/or significant auxiliary power requirements. Examples of use cases that favor FCEVs over BEVs include HD and MD trucks that also require refrigeration, auxiliary power, and/or long-range requirements, refuse trucks, and higher mileage energy usage buses and coaches.

Based on internal and third-party testing and customer-reported experiences, we believe that FCEVs offer the following advantages when compared to BEVs:

- **Increased driving range:** BEV propulsion systems for large, heavy commercial vehicles with high utilization currently require large, heavy battery packs that may limit driving range and payloads. Based on our internal test and trial data, our HD FCEVs have a typical 300 to 350 mile range today depending on the use case, assuming 50 kg of hydrogen onboard stored at 350 bar. We expect this range to increase significantly both through fuel cell and related electrification component technology improvements. Additionally, Hyzon has built a prototype and completed a customer trial for a liquid hydrogen onboard truck, demonstrating performance of 540 miles on a 16-hour continuous route using Hyzon's 110kW fuel cell. We believe that truck range using liquid hydrogen will increase to over 600 miles with expected efficiencies in 200kW fuel cell systems and powertrains, once commercialized. This range is greater than the distance advertised by many manufacturers for their HD BEVs.
- **Increased payloads:** The U.S. Department of Transportation Federal Highway Administration sets the Gross Vehicle Weight Rating ("GVWR") weight allowance for a Class 8 truck at approximately 80,000lbs with an additional 2,000lbs weight exemption for zero-emission trucks<sup>6</sup>. As depicted in the diagram below, a typical heavy commercial tractor is likely to suffer payload limitations when operating as a BEV; FCEVs are expected to be approximately 6,000-8,000lbs lighter than BEVs. This is due to higher energy density of fuel cell and hydrogen systems compared with today's state-of-the-art batteries. In addition to increased range and reduced refill times offered by hydrogen, this increased payload can generate better economics for our customers. Furthermore, additional weight allowances for zero-emission trucks benefit FCEVs to the same extent as BEVs.



<sup>5</sup> Source: National Renewable Energy Laboratory: Spatial and Temporal Analysis of the TCO for Class 8 Tractors and Class 4 Parcel Delivery Trucks.

<sup>6</sup> <https://ops.fhwa.dot.gov/freight/sw/overview/index.htm>

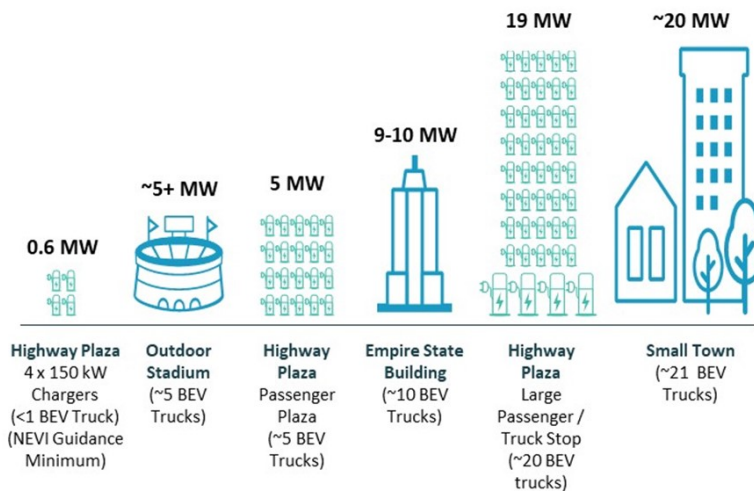
<sup>7</sup> For illustration only. Not to scale.

## [Table of Contents](#)

- *Modular and faster refueling times:* Hydrogen-powered commercial vehicles are refueled in a process similar to natural gas vehicles by pumping compressed hydrogen gas into the vehicle tank using a dispenser and nozzle. FCEVs benefit from a relatively short refueling time, while BEVs take substantially longer to charge, depending largely on the capacity of the charger. Additionally, hydrogen FCEVs can be refueled through various solutions such as mobile refuelers, private behind-the-fence refueling stations, and public access refueling stations.
- *Application specific benefits:* There exist specific applications for FCEVs utilizing Hyzon systems that offer significant benefits over BEVs. For example, for refuse (i.e., waste collection vehicles) the FCEVs offer a diesel-equivalent number of bin lifts per shift with a diesel-equivalent level of fueling time. In contrast, based upon customer input, refuse BEVs can only achieve approximately half the bin lifts and take a significantly longer time to charge.

- Lower infrastructure hurdles:* Infrastructure build-out is a challenge for both FCEV and BEV HD and MD commercial vehicles, but we believe hydrogen has the infrastructure advantage over battery electric when considering the required cost and time to build out the production, distribution and refueling infrastructure capacities to support each. Hydrogen fuel can be produced locally from a wide variety of feedstocks, and when produced with low carbon intensity production methods and used to power fuel cells, results in zero direct GHG emissions. We believe that clean hydrogen infrastructure can be developed efficiently by building hydrogen production and dispensing in a modular fashion paired with and close to fleet deployments as the market develops from a breadth of locally available feedstocks, in most cases fully independent from major infrastructure constraints like the electricity grid. However, FCEVs can also be refueled remotely using mobile refuelers as hydrogen refueling infrastructure is built out. Comparatively, our analysis shows the substantial rapid charging required by any sizable HD and MD commercial BEV fleet deployment in many regions of the world will likely require significant electric charging infrastructure and electricity grid investment.

According to a white paper published by the National Grid in 2022<sup>8</sup>, a mixed-use traffic plaza and passenger plaza will require at least 5MW of charging by 2030 – about the amount of power used by an outdoor professional sports stadium. This is expected to grow to 19MW by 2035, roughly equivalent to the electric load of a small town.



In addition to investing in last-mile charging infrastructure, significant investment will likely also be needed in utility transmission and distribution infrastructure to deliver the power needed to charge high-capacity batteries in HD and MD commercial BEV fleets. In summary, we believe that the combination of availability, energy density, and local production will allow low carbon hydrogen to acquire substantial market share for powering HD and many MD commercial vehicles.

<sup>8</sup> Source: National Grid Electric Highways: Accelerating and Optimizing Fast-Charging Deployment for Carbon-Free Transportation.

## **Our Strategy and Strengths**

### *Our Strategy*

We are focused on leveraging our proprietary fuel cell technology by targeting commercial mobility end markets, starting in HD commercial vehicles. Hyzon plans to transition its U.S. in-house fuel cell manufacturing facility from pre-production to commercial production in 2024, and in 2023 commenced utilizing a U.S.-based third-party assembler to upfit FCEVs for sale in the U.S. Hyzon plans to leverage third-party contract assemblers to assemble our FCEVs in other regions to help accelerate our path to scaling production. We believe that each FCEV sale could lead to multiple after-sale sources of revenue to Hyzon over the course of an average vehicle's 10-year lifecycle should Hyzon monetize each directly: the one-time investment in the vehicle itself, ongoing fuel needs, and regular service and parts - all important elements of a commercial vehicle TCO.

### *Fuel cells*

Our core technology is centered on in-house production of our hydrogen fuel cell MEAs, stacks, and systems that we integrate into commercial vehicles ourselves or through third-party contract assemblers. The net power output of Hyzon's single stack 200kW fuel cell system combined with our electrified powertrain components can meet the high power demands of HD mobility.

The hydrogen fuel cell system is the central feature of the powertrain in a FCEV. An advantage of our technology is its high volumetric power density, and we are commercializing our single stack 200kW fuel cell system with capability of providing up to 250kW of gross stack power (200kW net power output at a system level). We completed the initial installation for our manufacturing lines for our MEA, single cell, stack, and fuel cell system in our facility in Bolingbrook, IL, and we expect to declare commercial SOP in 2024. From this production facility, we intend to deploy our "Made in U.S.A." single stack 200kW fuel cell systems in HD trucks by the end of 2024.

### *Vehicles and Vehicle Platforms*

Hyzon focuses on the development of FCEVs in classes and use cases that benefit most from the advantages of hydrogen and FCEV technology. We work with our customers to identify the power demands (e.g., refrigeration, auxiliary power), and/or operational constraints that advantage hydrogen as a fuel. These customers – often early adopters of FCEVs – will mostly employ a back-to-base model where their vehicles return to a central "base" between operations, thereby allowing them to refuel onsite and/or nearby, as hydrogen can be produced locally at or proximate to the central base. Back-to-base or regional customer applications typically include refuse collection, food and beverage distribution, gas and power utilities, port drayage, industrial operations, short haul or regional point-to-point freight, and many others. As access to hydrogen improves and Hyzon offerings mature, we expect to expand our target customer focus to include longer-haul trucking, additional vehicle classes, incremental mobility applications (e.g., mobile power) and additional direct fuel cell supply opportunities.

Utilizing a global engineering approach and centralized fuel cell powertrain design common across all vehicle platforms, we seek to realize significant manufacturing and supply chain efficiencies along with high levels of quality for final assembly. Given the flexibility Hyzon maintains to assemble its fuel cell technology into specific OEM platforms, Hyzon may consider working with fleet operators to repower certain model year used vehicles in their fleets to support their clean energy initiatives and carbon footprint minimization, where they operate vehicles of the same OEM and model type as our base platforms. For U.S. FCEV assembly and next generation European FCEV assembly, we are outsourcing vehicle conversion and assembly operations to third-party contractors allowing Hyzon to focus on continued fuel cell innovation and manufacturing. Our Australian operations will continue to assemble FCEVs in-house, as we evaluate the contract assembly model in the future should that model show value and availability. By utilizing third-party contract assemblers in the U.S. and Europe, manufacturing the fuel cell system in-house, and vertically integrating or optimizing specification and sourcing of the electrified powertrain components that drive cost and performance in our electrified vehicle platforms, we believe we will offer advantaged vehicle cost structures, decarbonized vehicle performance and supply chain flexibility.

In 2023, we deployed 19 vehicles under commercial agreements to customers. Of those vehicles, five were deployed in the U.S. to both drayage and large fleet customers, three in Europe, and 11 in Australia. The North American deployments to fleet and drayage customers include the industry's first publicly-announced sale and delivery of a HD FCEV in the U.S. Delivery to the drayage customer, operating out of the Port of Los Angeles and Long Beach, marks the Company's entry into the U.S. drayage market, which Hyzon expects to be a significant long-term growth driver.

## *Fuel*

Our estimates show that fuel represents the majority of TCO for vehicle operators, contributing at least 50% of a typical 10-year TCO for a HD truck (excluding driver wages). Hyzon's strategy for optimizing this critical component of TCO and zero-emission vehicle adoption includes forging strategic relationships across the hydrogen fuel value chain, from feedstock to hydrogen production and dispensing. We have sought out modular, scalable hydrogen production technology providers. These relationships are expected to provide Hyzon the right to invest directly in projects with leading technology providers and energy production project developers. Through these relationships, Hyzon expects to be able to leverage a full range of low-to-negative carbon intensity feedstocks including solid waste, biomass, RNG and renewable power (e.g., wind, solar, hydro). Waste, biomass and renewable gases in particular may be an advantaged feedstock for clean hydrogen production given their widespread availability and currently estimated attractive production costs at relatively small scale. We believe there is ample ability to pair these smaller scale production plants with initial fleet operations, and we expect that modular production will increase as FCEV demand and deployments grow. We continue to build our portfolio of hydrogen production technology relationships across a range of these low-to-negative carbon intensity feedstocks to provide us with the ability to bring production online through third-party projects in the footprint of the back-to-base fleets that are or plan to be deploying Hyzon FCEVs, at the cost and carbon intensity they require. With modular production available close to demand, we can help reduce the cost of hydrogen to our customers by minimizing distribution costs.

Hyzon has secured rights to invest in the aforementioned hydrogen fuel production projects and related infrastructure. These projects are primarily managed by our hydrogen production and delivery third-party relationships. They are intended to provide Hyzon with the ability to deliver hydrogen production to fleet demand, with the ability to scale up production as fleet demand and vehicle deployments grow. Our direct investments are also intended to minimize distribution costs, given that the targeted production plants will be located close to demand and provide the opportunity to deliver low-cost hydrogen to fleets, thereby driving an accelerated pathway toward parity with diesel. Our focus on low-to-negative carbon intensity hydrogen feedstocks will also help to maximize low carbon fuel subsidies, such as those available through California's Low Carbon Fuel Standard program, which may be available to pass on to our customers via our dispensing and production relationships.

We have announced agreements across the hydrogen production feedstock landscape. As one example, Raven SR's technology can take many forms of solid waste, biomass or RNG and produce clean hydrogen through a relatively compact, modular hydrogen production plant or "hydrogen hub" design. These hydrogen hubs can be located at landfills or near natural gas supply locations. Our first hydrogen hub investment in collaboration at the project level with Raven SR and Chevron was announced on December 28, 2022. Raven SR plans to operate the facility, which will be constructed at a Republic Services' landfill in Richmond, California, and is expected to produce 5 tons per day of clean hydrogen from 50 tons per day of solid waste and biomass – enough to fuel 100-120 Class 8 trucks per day. Each of our hydrogen production relationships has significant potential to produce clean hydrogen across various hydrogen feedstocks, with a deep backlog of potential hydrogen production locations across the U.S., Canada, Europe, Australia and New Zealand. Our approach is intended to provide Hyzon's customers with low-cost fuel that can be brought to market relatively quickly given the smaller scale of these projects and their proximity to demand. It also presents a significant business opportunity for Hyzon given the ability to invest in or fund these projects with attractive potential returns.

## ***Our Strengths***

Our key strengths include the following:

- *Advantaged hydrogen fuel cell technology.* Based upon both internal and third-party performance testing, our high power density fuel cell system technology provides strong performance compared to zero-emission alternatives, reduced GHG emissions (when low-to-negative carbon hydrogen serve as a fuel) compared to hydrocarbon alternatives, and potential for meaningful reductions in the TCO of our vehicles as compared to ICE vehicles due to improved fuel efficiency and lower operating and maintenance costs over time as the technology matures in the HD truck use case. This leading performance, specifically the power density of our fuel cell stacks and systems, has also led to advantaged products including the single stack 200kW fuel cell system, which is in final stages of testing with a planned SOP in the second half of 2024, showing significant benefits in weight, volume, cost and complexity.

## [Table of Contents](#)

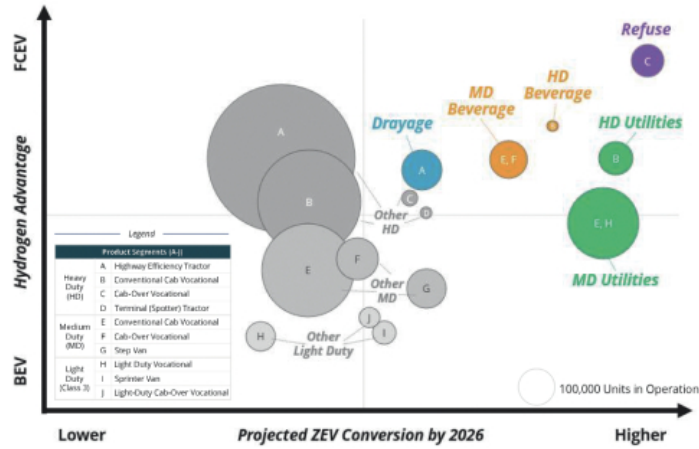
- *Experienced and strengthened management team.* We continued to build our leadership team in 2023, including our CFO, COO, CHRO, and CTO. Our strengthened management team has significant experience in execution across complex organizations in multiple geographies. Additionally, our leadership team brings significant expertise in the design and manufacture of hydrogen fuel cells and their components, HD vehicle system integration, and supply chain and automotive product development at prominent automotive OEMs and Tier 1 suppliers. Our management team also has expertise in traditional and emerging fuel infrastructure development.
- *Strong fit with the commercial vehicle market.* Hyzon's fuel cell system products target the needs of commercial vehicle operations, and we believe there is significant potential for FCEV adoption in this market. As further described below under the sections entitled "Market Opportunity" and "Competition," we expect our vehicles to deliver a lower TCO for fleet operators as compared to ICE vehicles in the future, due in part to lower operating costs, while at the same time providing truck operators with a familiar ergonomic design. We believe the rapid technological advances in hydrogen-powered fuel cells, the future abundance of low carbon hydrogen, and the increasing investments in hydrogen refueling stations provide an attractive market opportunity for our vehicles. Furthermore, government policies addressing climate change around the world have imposed more stringent emission reduction requirements, and HD commercial vehicles are becoming a target for emission reduction.
- *Targeted co-development of critical FCEV drivetrain components paired with Hyzon's proprietary fuel cell systems.* We completed the initial installation of manufacturing and assembly lines for MEA, fuel cell stack, and fuel cell systems, to bring our single stack 200kW fuel cell system production online in Bolingbrook, Illinois, U.S. as planned for the second half of 2024. Additionally, we work with our suppliers to tailor the designs of several critical components of the electrified powertrain in our FCEV HD trucks, including hydrogen storage systems, our proprietary Hyzon battery design, fuel cell and battery management software, and power electronics design, for distribution to vehicle assembly locations in the U.S. and elsewhere. We believe that by doing so, we maintain quality control standards and have greater assurance that we will fulfill our production needs, while focusing our capital and R&D on the fuel cell system technology and manufacturing that is Hyzon's core.
- *Our ability to upfit ICE vehicles.* Our approach in the near-term is to install our fuel cell and electrification components into existing OEM vehicle platforms originally designed to be powered by ICE, leveraging third-party contract assemblers, supporting our asset-light commercialization model and speed to market. This approach provides the possibility to source base vehicles from various established supply sources, including dealer networks and direct from customer order allocations with OEMs. In addition, this approach allows collaboration with our customers to repower their existing fleet vehicles, subject to our capabilities in doing so.
- *Relationship-driven approach to bringing competitive hydrogen fuel to market located close to fleet deployments.* Through relationships with hydrogen production technology companies such as Raven SR, combined with additional relationships that have been or are being formed across the hydrogen fuel value chain (from feedstock to dispensing), we believe that we are positioned to bring competitive, low-to-negative carbon intensity hydrogen to our fleet customers close to their base of operations. We project that these models will accelerate the realization of competitive TCO for Hyzon FCEVs as compared to diesel trucks.

### **Market Opportunity**

We believe growth in clean transport solutions will continue to accelerate as increased product offerings, technological developments, reduced costs, additional supporting infrastructure, and increased global focus on climate goals drive broader adoption. The demand for hydrogen FCEVs will, in our view, be driven by these factors, together with customers' needs and desires to decarbonize and meet their ESG goals and policies, as well as governmental mandates, regulations, and our projections for decreasing TCO of FCEVs stemming in part from the improving economics of hydrogen. We believe Hyzon is well positioned to capitalize on this growth across the broad range of mobility applications we are pursuing, as well as stationary applications that we may now pursue in North America following entering into the Second Amendment to the IP Agreement in October 2023.

[Table of Contents](#)

Focusing initially on the commercial truck market, the diagram below shows that the market is divided by product segment and use case, depending on the distances travelled (long-haul vs. local or regional), the activities performed (vocational vs. haulage), and the weight classification (heavy/medium/light). Based on the combination of these factors, adjustments can be made to the electric powertrain to optimize vehicle performance. Hyzon focuses initially on those combinations for which our fuel cell technology provides clear benefits – high energy use cases where hydrogen propulsion delivers the best value to our customers. Use cases focus in HD and some MD vehicles, buses and many vocational applications, particularly in back-to-base operations as mentioned previously, based purely on heavier loads, long distance requirements and parasitic power requirements in some MD use cases. In the future, additional medium and some light duty use cases may emerge due to BEV charging time requirements and electric grid infrastructure limitations.



Source : Hyzon-funded third-party analysis.

Note 1: Total U.S. VIO for fleets registered to entities with >30 Class 3-8 vehicles; use cases capture top 80+% of VIO within the given product segment; excludes buses, pick-ups, and non-commercial vehicles (e.g., motor homes).

Note 2: Hydrogen advantage is based on management’s expectations and determined by a qualitative scoring against load weight, range, auxiliary power draw, utilization, and industry access to hydrogen.

We see potential for our hydrogen vehicle electrification technologies and products in many other mobility use cases beyond commercial trucks, which we will explore as those markets and opportunities present themselves with a strong fit to our technologies, innovation pipeline, and third-party assembly relationships.

Fuel cells can also be utilized in situations requiring zero-emission mobile, stationary or quasi-stationary power solutions. Because fuel cells operate independently of the electrical grid, they can be deployed in areas without access to the grid or in emergency settings where the grid has failed. In addition, peak loads exceeding local grid capabilities can be remediated through fuel cell systems, including charging of BEVs in some scenarios. There are also use cases that utilize mobile diesel generators today which mobile fuel cell power supply could displace with zero-emission.



## [Table of Contents](#)

Government entities, states, and municipalities are members of another segment of the market that we believe will actively participate in the transition from ICEs to sustainably powered vehicles and equipment, and represent significant potential demand. In the U.S., CARB adopted the Advanced Clean Truck Regulation in June 2020 mandating truck manufacturers that certify Class 2b-8 chassis or complete vehicles with ICE to sell zero-emission trucks as an increasing percentage of their annual California sales from 2024 to 2035. Additionally, CARB continues to pursue its ACF, which passed into legislation in May of 2023, and will pursue its stated goal of accelerating the number of MD and HD zero-emission vehicle purchases to achieve a full transition to zero-emission vehicles in California as soon as possible. In the U.S., 17 states, the District of Columbia, and in Canada, the Province of Quebec, have expressed their intent to follow similar decarbonization paths through a Memorandum of Understanding signed in 2020 with the goal to ensure that 100 percent of all new MD and HD vehicle sales be zero-emission vehicles by 2050 with an interim target of 30 percent zero-emission vehicle sales by 2030. Further, several grant and subsidy programs exist in the E.U. and several target countries (e.g., The Netherlands), which provide significant incentives for our customers and channel partners across zero-emission trucks and associated hydrogen fuel infrastructure. In Australia, both state and federal funding programs have been established to support and encourage the adoption and deployment of zero-emission vehicles with an increasing shift in focus to underwrite and accelerate the development of hydrogen production infrastructure for both domestic and export markets.

We are targeting hydrogen-powered commercial vehicle use cases stemming not only from the need to decarbonize activities, but also from the potential for lower TCO in comparison to the TCO associated with traditional diesel ICE vehicles. Given the outlook on the opportunities and market demand for decarbonized hydrogen-powered commercial mobility, we believe that the technological advances in hydrogen-powered fuel cells, coupled with the growing abundance of low-cost renewable fuels that can be converted to hydrogen and the increasing investments in hydrogen refueling stations, FCEVs could ultimately become the leading technology in many significant commercial vehicle market segments.

We believe that achieving a decarbonized future requires a vast increase in the production of and access to clean hydrogen - at a cost basis that is at or below diesel fuel cost per mile. The goals for zero-emission vehicle deployments cannot be met without expansion of the fueling infrastructure which include low carbon intensity feedstock sources that can be converted into hydrogen, technologies to produce hydrogen, and distribution and dispensing solutions to bring hydrogen to end-users.

By participating in the development of clean hydrogen production and refueling infrastructure, we believe we can accelerate the near-term deployment of FCEVs while positioning ourselves favorably for the long run transition to renewable fuels. Given our strategy of potentially investing in projects with leading hydrogen production developers and technology providers, utilizing various clean hydrogen feedstocks, and positioning Hyzon truck fleet deployments close to demand, we expect to have a cost advantage in the hydrogen fuel to produce and provide to fleets. This hydrogen strategy provides Hyzon with a substantial market opportunity as our FCEV deployments scale in each region of the world where we operate, given the general lack of clean hydrogen infrastructure available today in most regions.

### **TCO as a Key Concern for Fleet Operators**

In highly competitive commercial trucking, fleet operators are focused on their TCO over the lifetime of a vehicle. To control TCO, operators purchase vehicles that offer cost competitiveness and reliability, can be readily serviced when necessary, and have reliable access to fuel at a cost that they can afford.

To help our customers achieve these goals, Hyzon offers product and operational use options directly and through its relationships such as:

- Upfit of commonly used vehicles – electrifying existing OEM vehicle platforms that our customers operate in their fleets today instead of introducing new cab and chassis designs increases the likelihood that drivers will be comfortable behind the wheel from day one. This option further provides entry into international markets, as regional differences in vehicle designs are common, making converting existing OEM platforms a faster pathway to putting familiar vehicles into customers' hands. Additionally, this option should streamline service, as the common base vehicle platform is one the customer and its service provider(s) already service and supply parts for today.
- Trial programs – before purchase, customers may participate in a vehicle trial program to evaluate our vehicles in daily operations either as part of a vehicle supply agreement or in advance of one.

## [Table of Contents](#)

- Fuel access – during trial and after purchase, Hyzon seeks to provide access to fueling infrastructure through our third-party relationships such as mobile refuelers or local hydrogen stations. Beyond trials, Hyzon works with customers and our fuel relationships to establish the lowest cost pathway to secure hydrogen supply for their FCEV supply program.
- Existing carrier and service providers – thanks to a modular vehicle assembly approach, Hyzon can quickly train technical service providers to perform maintenance on the vehicle, and we are establishing those programs with our FCEV customers through their existing service relationships.

Through these and other core business activities, Hyzon believes that it has identified a pathway to TCO parity with diesel vehicles. For instance, we estimate that once we assemble or upfit approximately 1,000 FCEV Class 8 vehicles annually in the U.S., these vehicles will be able to achieve at or near TCO parity without subsidies versus similar diesel powered vehicles.

## **Competition**

### ***Vehicles and Vehicle Platforms***

The competitive landscape for our vehicles ranges from vehicles relying on legacy ICEs, to extended range BEVs, to other hydrogen fuel cell and alternative low-to-no carbon emission propulsion vehicles. Competitors include well established vehicle companies already deploying vehicles using fuel cell technology, such as Hyundai and Toyota, and other HD vehicle companies that have announced their plans to offer or may offer fuel cell trucks in the future, such as Daimler Truck and Volvo Group through their joint venture, cellcentric GmbH & Co. KG, along with relatively new entrants in HD vehicles such as Nikola and Autocar. Additionally, many fuel cell manufacturers, including Ballard, Cummins, Bosch, EKPO, GM and Plug Power, are considering offering or already offer fuel cell systems for the mobility markets on which we are focused.

We also face competition from traditional ICE vehicle manufacturers such as Daimler Truck, Hyundai, and PACCAR. Given the stated ambitions of various states and countries to move to zero-emission freight under specified timelines, these competitors pose a threat primarily through their ability to produce at scale, brand recognition, financial resources, and existing commercial relationships and reputation, should they decide to pursue zero-emission vehicles. Additionally, our FCEVs will compete with BEVs and other low (e.g., hydrogen internal combustion engines) and zero-emission vehicle types in the shift to lower emission freight haulage. As previously discussed, we believe our FCEVs are well positioned to compete against BEVs and other powertrain types in the vehicle platforms and customer segments in which we choose to compete. The high energy usage, longer range, and heavy load use cases we will focus on in HD commercial vehicles position FCEVs to outcompete BEVs in these areas. Our advantaged fuel cell technology and go-to-market approach, coupled with the third-party contractor assembly model and hydrogen fuel strategy stated above, provides the capital light and relative lower cost business model which we expect to drive a TCO and performance competitive FCEV product against those of our competitors and competing technologies.

### ***Fuel***

Our existing or future hydrogen project investment rights may face competition from a range of traditional energy production, industrial gas and distribution players such as Air Liquide, Linde, Air Products, BP Chevron, Total and ExxonMobil, renewable power companies such as NextEra, new entrants such as BayoTech, and fuel cell and fuel cell vehicle competitors who are also entering hydrogen production, distribution and dispensing such as Plug Power. There are a vast number of hydrogen production projects that have been announced in geographies around the world that will be competing based on their ability to bring hydrogen production online at the lowest delivered cost and lowest carbon intensity possible, and to deliver to hydrogen consumption markets including transportation. Our competitors may be able to deploy greater resources to the design, development, manufacturing, distribution, promotion, sales, and marketing of their hydrogen production and dispensing services. Additionally, our competitors may also have greater name recognition, longer operating histories, larger sales forces, broader customer and industry relationships, and other tangible and intangible resources in energy and fuel production and delivery. They may already have access to those customers that we hope to target to sell hydrogen as fuel to their vehicles. We have mitigated some of these risks via relationships with some of the companies in this space, but those relationships are not exclusive in nature, and those companies may still be able to compete directly against us in securing customers for hydrogen fuel.

## [Table of Contents](#)

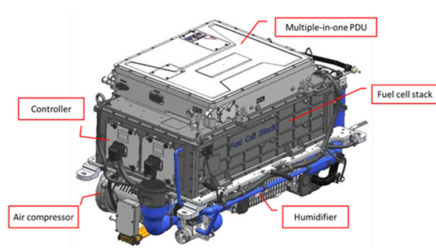
These fuel competitors also compete with us in recruiting and retaining qualified R&D, sales, marketing, and management personnel, as well as in acquiring technologies complementary to, or necessary for, our products. Additional mergers and acquisitions may result in even more resources being concentrated in our competitors.

### **Our Technology**

Our core technology is centered on design and manufacturing of our advantaged MEAs, BPPs, fuel cell stacks, and fuel cell systems that we integrate into commercial vehicles today. In addition to our fuel cell technology, we are developing other key vehicle electrification elements that are incorporated in our FCEVs. For example, we are developing fast charge/discharge battery packs and control capabilities that we plan to incorporate into our FCEVs to improve performance, reduce fuel consumption, and mitigate supply chain risks. Consistent with our strategy to focus on specialty electrification components, we believe these actions will help us improve the quality of our vehicles, reduce product costs, and increase our gross margins over time.

#### ***Hydrogen Fuel Cell Single Cell***

The hydrogen fuel cell system is the central feature of the powertrain in a FCEV. The fuel cell stack is the heart of a fuel cell system. It generates electricity in the form of direct current from electrochemical reactions that take place in the fuel cell. Each single cell produces a certain amount of power, and these cells are combined in series within a fuel cell stack. A typical fuel cell stack may consist of hundreds of individual cells. The level of power produced by a fuel cell stack depends upon several factors, such as fuel cell material properties, electrode design and engineering, stack design and engineering, operating conditions, including the temperature, pressure, relative humidity, and reactant flows (hydrogen and air) at which it operates.



Single Stack 200kW Fuel Cell System

#### ***Hydrogen Fuel Cell Stack***

A fuel cell stack is assembled from individual unit fuel cells (consisting of the MEA and BPP) arranged in a series. An advantage of our technology is that our single stack provides up to 250kW of gross power, with a net system-level power output of 200kW. With this high power density stack and a single set of BOP components, our 200kW fuel cell system is packaged into a HD vehicle such as the under-hood or under-cab engine compartment space of a class 8 truck. BOP components generally include the H<sup>2</sup> supply system, air compressor, humidifiers, coolant pump, and others. We intend to deploy our U.S.-manufactured single stack 200kW fuel cell systems in HD trucks to customers starting in 2024.

#### ***The Membrane Electrode Assembly***

The main function of the MEA is to generate electric power in a fuel cell. The MEA, however, is also a major cost contributor to the fuel cell, as it contains precious metals such as platinum functioning as an electrocatalyst, and requires a highly specialized assembly process. The main components of the MEA are the proton exchange electrolyte membrane and the electrodes that consist of electrocatalyst layers and gas diffusion layers. There are a limited number of large-scale producers of MEA around the world.

*Our Innovations in MEAs*

The most critical part of the MEA is the cathode electrode. We are integrating advanced cathode catalysts and developing innovative electrode design to enable high performance. We expect that our in-house MEA manufacturing capabilities will enable us to introduce innovative material solutions in our MEA products and to remain highly competitive as the global market for high powered fuel cells evolves. We anticipate that our in-house improved proprietary MEA design, development, and manufacturing approaches will enable us to design and develop advanced fuel cell stacks for enhanced performance and durability, that are expected to have both cost and performance advantages.

***Bipolar Plate***

The main functions of the BPPs are to supply the reactant gases to the respective electrodes in the MEA, remove water byproduct from the fuel cell stack, and conduct electrons generated by the fuel cell reaction. Also, the coolant channel in the BPP distributes coolant in the fuel cell stack to counter the heat generated by the reaction in the MEA.

*Our Innovations in BPPs*

We currently deploy patented hybrid plates in our fuel cell stacks. A hybrid plate consists of a graphite cathode plate and a metallic anode plate. Hyzon's cathode graphite plate with fine flow field channels helps achieve high current density and improves water management in the cathode; the graphite plate also enables high current density and is expected to provide longer lifetime operations and improved durability. We estimate that the hybrid approach will improve performance, density, and expected lifetime, all of which are critical for commercial vehicles. Hyzon continues to advance BPP technology as part of our ongoing innovation efforts. Thinner and lighter hybrid BPPs with proprietary flow field design and production techniques improve stack power densities significantly and may enable Hyzon to supply fuel cells for specific, demanding use cases where power density is critical.

Our materials and engineering advancements enable our fuel cells to achieve high overall power output and high power density, both attributes being especially important for HD vehicles. In addition, we utilize advanced fuel cell system controls to mitigate stress factors for the fuel cell stack, resulting in significant improvement of the fuel cell lifetime in real-world settings. Fuel cell lifetime improvements are critically important in achieving TCO parity.

***High Performance Fuel Cell System***

The fuel cell stack requires a system around it to support its functions, which is made up of air delivery, fuel delivery, cooling, and electrical elements. These systems perform the care and feeding of the fuel cell. The sum of these support systems is commonly referred to as the BOP which, together with the fuel stack, make up the fuel cell system. The fuel cell system takes hydrogen from the hydrogen storage system and performs all the functions necessary to supply conditioned electricity to the high voltage electrical system of the vehicle.

***Batteries***

Battery and power requirements for FCEVs and BEVs are uniquely different. BEVs require high energy storage per volume (Wh/L) while FCEVs require both high power rates (kW) and high energy storage per volume. The current battery supplier landscape is mainly focused on BEV battery solutions; therefore, Hyzon has developed a proprietary solution to meet our unique needs, including both pack design and in-house BMS. This approach allows us to optimize our systems for performance, fuel efficiency, and cost. FCEVs use batteries in multiple applications; for vehicle start up, proactively managing power demand (peak shaving), parked HVAC, stationary PTO, and regenerative braking.

***E-motor***

Hyzon's centrally mounted, single electric motor with its multispeed transmission has been standardized across its vehicle platforms. This design allows for increased speed of integration across our platforms with reduced development costs.

### ***Power Electronics***

Hyzon has developed a next generation power electronics module in collaboration with suppliers, which integrates multiple inverters and converters into one package. This proprietary design reduces the use of wiring and saves critical packaging space and reduces vehicle cost while improving reliability. The use of in-house developed software allows us to maximize the electrical architecture and power controls for improved vehicle efficiency.

### **Our Solutions, Timelines and Existing Customers**

#### ***Hyzon-Branded Commercial Vehicles***

Hyzon vehicles are assembled in each core Hyzon region to serve the unique markets in which we operate. Hyzon's decision to refocus on its core competencies resulted in a streamlined HD product offering. We also realigned our business model across the U.S. and Europe with plans to outsource assembly of our next generation trucks to established third-party assemblers. For Australian vehicle production, we currently plan to assemble vehicles in-house, but will consider future adoption of the third-party assembly model based upon the availability of qualified partners.

We are taking a vehicle system-level approach to assembling these vehicles by focusing on our proprietary fuel cell and electric propulsion systems, optimizing the vehicle controls and interfaces while utilizing existing third-party components such as the chassis, cab, and hydrogen cylinders. The fuel cell electrified powertrain is designed centrally through our global engineering organization, and applied to each regional vehicle platform from that common basis to drive quality and efficiencies.

#### ***Hyzon System-Level Approach***

We currently source e-motors, electric accessories, telematics solutions, and other commercially available elements to build our integrated FCEVs. We leverage existing components and component suppliers such as chassis, cab, and hydrogen cylinders; an approach that is expected to minimize tooling and capital expenditures.

We integrate these systems with proprietary vehicle control software, including fuel cell management system, battery management system, thermal and hydrogen management system. We use techniques such as model-in-loop (MIL) and hardware-in-loop (HIL) testing for efficient software verification to ensure software quality. Further, with the intelligence that is built into today's telematics components integrated into our FCEVs, we can overlay over-the-air communications, a feature that allows us to implement remote monitoring, health prognostics, and provide planned preventative maintenance to deliver increased uptime to our customers.

We have designed our fuel cell systems to be installed into OEM chassis while retaining all the flexibility of the original chassis configuration so that it can be used for a wide range of truck body fitment applications.

Our FCEVs use compressed hydrogen storage tanks, which are typically pressurized to 350-bar, as compared to most light-duty vehicles that use a 700-bar system. The advantage of a 350-bar system over a 700-bar system is not only a lower cost tank system but also expected reduced hydrogen fuel cost. Hyzon believes that the 350-bar system can offer better TCO for commercial customers in many HD vehicle applications. For future long-range applications, we are developing a liquid hydrogen onboard fuel cell truck, targeting a minimum range of 600 miles - the prototype of which has already been demonstrated with customers.

Electrified trucks are expected to require traction motors up to 500kW peak power for HD. They also require air compressors for braking and suspension, and electric steering pumps. We expect the electrified powertrain to be able to connect to gearboxes, making it possible for vehicle operators to use PTO for any super structures such as refuse collection, sewer cleaning, utility service trucks, and many additional applications. The high voltage batteries in these vehicles can be used as a backup power source when the vehicles are stationary to power all accessories for extended periods of time.

### ***Heavy Duty Trucks***

Based on our targeted specifications, we expect that our standard HD trucks will have a GVW of up to 40 metric tonnes (82,000lbs in U.S.) and will include an onboard hydrogen mass of up to 50kg gaseous hydrogen at 350-bar pressure. Our HD trucks have a Hyzon fuel cell system with power up to 200kW, which is integrated with an onboard battery for optimal performance. Conventional vehicle chassis are planned to be featured as our main offering in North America and one of our offerings in Australia. We expect cabover chassis models to be the dominant offering in the European and Australian markets. In 2023, we successfully activated the North America market via the commercial deployment of 5 HD FCEVs on a conventional chassis via both drayage and large fleet customers. We also activated the European market via commercial deployment of 3 HD FCEVs with cabover chassis.

Working with Chart Industries, Hyzon built a prototype of, and completed a customer trial for, a liquid hydrogen FCEV, demonstrating performance of 540 miles on a 16-hour continuous route using Hyzon's 110kW fuel cell. We believe that using liquid hydrogen may increase the FCEV range to from 600 to 800 miles with expected efficiencies in 200kW fuel cell systems and powertrains, once commercialized. This vehicle program is based upon the same cab and chassis being deployed in the HD category, with liquid hydrogen tanks onboard instead of gaseous hydrogen cylinders. Moving from compressed gas to liquid significantly increases the fuel energy onboard due to liquid hydrogen's higher energy density, hence the increased range of the vehicle. This increase in range will allow our vehicles to meet some of the most challenging on-road and off-road energy usage and range applications, while unlocking long-haul freight use cases along with ultra-heavy load vehicles.

Expanding on our portfolio in the HD category, we have developed FCEV refuse trucks for deployment globally based on our rigid platform, with initial truck deployment in Australia. Specifically, in October 2023, our Australian subsidiary announced the commercial trial deployment of Hyzon's first HD rigid fuel cell electric waste collection truck - developed by our Australian team as a global platform for international markets - to REMONDIS Australia, one of the world's largest recycling, service, and water companies. We have built our first refuse truck intended for trials in North America in 2024, and our future plans include offering the FCEV refuse truck platform in North America and Europe. Refuse trucks are a highly attractive use case for hydrogen FCEV operations as they have both a high energy usage duty cycle as well as the opportunity to recapture waste methane and place a hydrogen production plant at landfill or depot locations. This creates an attractive combination as it significantly accelerates the return on investment.

### ***Additional Hydrogen Fuel Cell Mobility Products and Markets***

In addition to our Hyzon-branded HD commercial vehicles, we are also actively assessing and selectively expanding our ability to integrate and configure hydrogen fuel cell systems into additional commercial vehicle categories as well as mining, construction, mobile and stationary power and airport ecosystem applications for customers based on their individual requirements.

### ***Hydrogen Fuel Cell System Production and Supply***

Fuel cell stack production requires a highly specialized process and is well served to be co-located with MEA production to supply the fuel cell stack production line. Production of our fuel cell stacks will be centralized in our Bolingbrook, Illinois facility. By contrast, fuel cell system assembly is a simpler, low capital expenditure process; therefore, the fuel cell system assembly line can be readily placed at vehicle assembly facilities in different parts of the world if the local supply chains for peripherals meet our needs. For the U.S., our fuel cell system assembly is being placed next to the fuel cell stack production in our Bolingbrook facility; assembled fuel cell systems will be shipped to vehicle assembly locations. We expect the SOP of our Bolingbrook facility to include the end-to-end manufacturing of our 200kW Hyzon fuel cell in the second half of 2024. Our first prototypes of the single stack 200kW fuel cell system were assembled and tested in 2023 as part of our design validation process.

Until we commence production of our fuel cell systems, we plan to continue to source hydrogen fuel cells and fuel cell stacks and systems solely from Horizon. We may continue to source hydrogen fuel cells and fuel cell stacks from Horizon even after we commence manufacturing our fuel cells.

### ***Complete Hydrogen Solutions***

Although a few of our prospective customers are fleet operators that use a back-to-base model with preexisting access to hydrogen, we are developing a complete hydrogen solution that is intended to serve customers that do not currently have access to hydrogen. This solution is expected to include hydrogen production, compression, and storage. To develop this complete hydrogen solution, we intend to collaborate with our existing hydrogen production relationships to ensure that affordable hydrogen is available to our fleet customers. In addition, we plan to enter into new relationships and collaborations across the hydrogen value chain, from feedstock to dispensing, to enable competitive, low-to-negative carbon intensity hydrogen supply as close to fleet demand as possible in each geography where we operate.

In our view, we expect our relationships across the hydrogen fuel production and dispensing value chain, when paired with Hyzon's vehicle fleet deployments, to create a significant opportunity for Hyzon to invest in fuel production and benefit from the expected leading cost structures described previously. Those investments are planned to be made by Hyzon's subsidiary, HZCI, which plans to house Hyzon's interests in the hydrogen fuel side of our business. These relationships will help to provide a simple solution to fleet operators who want a 'one-stop' provider across the vehicle, fuel and access to service in their fleet decarbonization journey.

### ***Strategic Partnerships***

#### ***Raven SR***

On April 23, 2021, Hyzon announced its joint venture with Raven SR, a renewable fuels company, to work towards building up to 100 hydrogen hubs across the U.S. and globally, with the first two hubs to be built in California. In connection with this partnership, Hyzon agreed to acquire and subsequently did acquire a minority interest, and options to purchase additional common shares in Raven SR, investing \$2.5 million in July 2021. As of December 31, 2023, the Company identified certain impairment indicators including Raven SR's financial condition, liquidity position, and access to capital resources. Accordingly, the Company performed an assessment which concluded the investment was impaired and the fair value was \$0.8 million.

On December 21, 2022, HZCI, the Company's wholly-owned subsidiary, entered into an ECCA with Chevron and Raven SR, whereby HZCI and Chevron agreed to invest in Raven S1, a Delaware limited liability company and a joint venture among Raven SR, Chevron, and HZCI. Raven S1 will develop, construct, operate and manage a solid waste-to-hydrogen generation production facility located in Richmond, California. Under the Agreement, HZCI agreed to invest \$10.0 million for an approximately 20% ownership in Raven S1. HZCI invested \$8.5 million at closing and the remaining \$1.5 million is scheduled to be paid upon when the construction of the facility is at least 50% complete and pre-commissioning activities have been initiated. The total \$10.0 million investment represents an approximate 20% ownership in the LLC. As of December 31, 2023, HZCI has not invested the remaining \$1.5 million. As a result of the impairment of the investment in Raven SR, the Company evaluated its investment in Raven S1 and concluded there were no events or changes in circumstances that had a significant adverse effect on the investment's fair value.

#### ***Chart Industries Inc.***

On July 6, 2021, Hyzon and Chart Industries Inc. announced their agreement to develop and produce a liquid hydrogen-powered HD commercial vehicle. The vehicle is in development, and is currently targeted to have a range of at least 600 miles. In August 2023, Hyzon and Chart Industries announced the first successful trial by Performance Food Group of the prototype liquid hydrogen FCEV developed by the parties, a trial that covered over 540 miles on a 16-hour continuous run including over 100-degree Fahrenheit temperatures.

#### ***Hyllion Inc.***

On February 24, 2023, the Company entered into a Technology Development Agreement ("TD Agreement") with Hyllion Inc. for the purpose of working collaboratively to integrate a Hyzon fuel cell into a Hyllion powertrain on a Class 8 semi-truck. Subject to the terms and conditions of the TD Agreement, the parties grant one another a worldwide, irrevocable, nonexclusive, royalty-free, non-sublicensable license on their respective intellectual property solely for the limited purpose of developing the deliverable. The term of the TD Agreement is one year, with the option of extending the term by mutual agreement. Per the terms of the TD Agreement, the Company reimbursed Hyllion \$1.0 million for research and development expenses incurred for the development of the truck.

### **Sales and Marketing**

We have a regionally focused sales and marketing strategy that is centrally coordinated and delivered at the regional level, with business development teams in the U.S., Australia, and Europe. We expect to work with local partners in certain countries to develop agency and/or reseller arrangements. We plan to focus most of our efforts on direct sales to private sector and government heavy-vehicle fleet owners and operators, but we may also pursue indirect sales through commercial vehicle dealerships and other channels. Our primary methods for growing brand awareness are government engagement, digital media, traditional media, and industry events.

Our customer strategy is focused on large fleet customers (e.g., with greater than 500 trucks in their fleet), with a multi-step ramp up process. We plan to focus on starting commercial engagements with certain large fleet customers in North America and Europe in multi-year agreements beginning with 5-10 trucks initially, and scaling over time that we estimate could reach 75 or more vehicles during the term of such agreements. The goal is to allow customers to get increasing experience with our trucks, while also scaling hydrogen fueling infrastructure and service capability. With successful delivery of this customer ramp-up strategy, we hope to lock in a small number of large fleet customers per region that will scale with us over a 3-4 year period.

### **Research and Development**

Our R&D will continue to be principally focused on advanced fuel cell technologies such as MEAs and BPPs - critical components in hydrogen fuel cells, as well as vehicle electrification. R&D resources will leverage our deep electrochemistry know-how, including for example ongoing programs such as a Hyzon battery for electric propulsion and hydrogen storage system designs.

In summary, we are focusing our R&D efforts in the following areas:

- advanced materials for fuel cell stack, MEA and bipolar plate;
- purpose-built battery design and BMS for optimizing FCEV powertrain performance;
- purpose-built software systems and power electronics;
- advanced driver assistance system; and
- other advanced technologies in vehicle electrification components such as thermal management and hydrogen storage systems.



## Intellectual Property

Intellectual property is important to our business, and we seek to protect our strategic intellectual property through a combination of patents, copyrights, trade secrets and trademarks, along with employee and third-party non-disclosure agreements and other contractual restrictions.

Pursuant to the IP Agreement, JS Horizon assigned to Hyzon a joint ownership interest in certain Background IP developed by JS Horizon, and each of Hyzon and JS Horizon granted to the other, within such other party's field of use, exclusive licenses under their respective joint ownership rights in the Background IP, as well as their rights in improvements made in the future with respect to such Background IP.

Hyzon's field of use under the Horizon IP Agreement includes the manufacture, commercialization and other exploitation of mobility products throughout the world, as well as fuel cells designed for use in mobility products commercialized outside of identified countries in Asia, Africa, and South America. JS Horizon's field of use under the Horizon IP Agreement includes the manufacture, commercialization, and other exploitation throughout the world of fuel cells not designed for use in mobility products, as well as fuel cells designed for use in mobility products commercialized within identified countries in Asia, Africa, and South America. Under the Horizon IP Agreement, the parties also acknowledge and confirm Hyzon's sole ownership of the 20 pending U.S. provisional patent applications owned by Hyzon as of the date of the Horizon IP Agreement, and Hyzon grants JS Horizon a non-exclusive license under those patent applications (and any patents issuing therefrom), as well as improvements thereto, for use only within JS Horizon's field of use. The IP Agreement was amended effective September 27, 2021 to join JS Powertrain as a party, as well as to amend the payment schedule for the \$10.0 million fee that the Company paid to JS Horizon and JS Powertrain for the acquisition of the intellectual property rights the Company acquired thereunder. The Company paid the \$10.0 million fee in prior years.

In October 2023, we announced that we and the Horizon signatories to the IP Agreement entered into a Second Amendment to the IP Agreement (the "Second Amendment"). The Second Amendment's provisions include Hyzon obtaining license rights to exploit fuel cell technology under the IP Agreement for stationary or non-mobility applications in North America. Hyzon, in turn, granted a license to the Horizon signatories to exploit fuel cell technology under the Agreement for specified mobility applications, including automobiles, aviation, and trains. The Second Amendment also provides that the parties will collaborate on the development of a 300kW fuel cell system. The Second Amendment includes a provision that sunsets the IP Agreement in September 2030.

As of the date hereon, the following table reflects the Company's current patent portfolio:

	Patents Awarded	Patents Applied	Patents Pending	Non- Provisional Applied	Provisional Applied	Totals
<b>Exclusively Owned</b>	9	87	78	80	7	87
<b>Jointly Owned <sup>1</sup></b>	62	78	16	78	0	78
<b>Totals</b>	<b>71</b>	<b>165</b>	<b>94</b>	<b>158</b>	<b>7</b>	<b>165</b>

1. Jointly owned with one or more Horizon entities (per IP Agreement) except three unrelated parties (in discovery)

We pursue the registration of domain names, trademarks and service marks in the U.S., and as of the date hereof, have 3 trademarks issued by the U.S. Patent and Trademark Office.

We regularly review our development efforts to assess the existence of and ability to patent new intellectual property. To that end, we are prepared to file additional patent applications we consider appropriate under the circumstances relating to the new technologies that we develop.

We cannot be sure that patents will be granted with respect to any of our pending patent applications or with respect to any patent applications we may own or license in the future, nor can we be sure that any of our existing IP portfolio will be useful in protecting our technology. Please see the section Item 1A entitled "Risk Factors" for additional information on the risks associated with our IP strategy and portfolio.

## **Human Capital**

As of December 31, 2023, the Company employed approximately 360 people in the U.S., Australia, China, and the Netherlands. We anticipate focused employee growth in the near-term as we prepare for series production of our hydrogen fuel cells and FCEVs. We have also contracted with various independent contractors and other service providers both in the U.S. and other countries where we operate to perform certain functions or services. The ability to recruit, retain, develop, protect, and competitively compensate our global workforce are critical to our success.

### ***Health and Safety***

Hyzon is committed to the safety, health, and well-being of its employees. The Company evaluates opportunities to raise safety and health standards, identify and manage environmental health and safety risks; evaluate compliance with regulatory requirements and our policy, and maintain a global security operation for the protection of facilities and people on our facilities. We seek to promote a culture of health and well-being by providing our employees with competitive health, vision, and dental benefits.

### ***Development and Retention***

Developing employees contributes to growing our business. We compete against other companies in the automotive, trucking, and renewable energy industries for human capital. To recruit and retain top talent, we seek to provide a working environment that values an individual's contributions and assists our employees in building competencies through on-the-job, instructor-led, and online training. Each country where we operate has specific governmental requirements for various types of training. We also partner with outside vendors to provide training, certifications, programs, and learning opportunities for all employees, in addition to regular coaching and support from their managers during the annual goal setting and year end performance management process.

### ***Diversity, Equity and Inclusion***

A diverse, global workforce and inclusive culture that provides fair and equitable opportunities helps Hyzon remain competitive, advance its innovation culture, and serve its customers. We welcome the diversity of all team members and encourage the integration of their unique skills, thoughts, experiences, and identities. By fostering an inclusive culture, we enable our employees to leverage their unique talents and diverse experience to deliver high-performance standards to help us drive innovation and success.

### ***Compensation and Benefits***

We provide a flexible working environment wherever possible, which allows many of our employees to work where and when they can best achieve their goals. Flexibility supports attraction and retention of talent around the globe. Our total compensation for employees includes a variety of components that support sustainable employment and the ability to build a strong financial future, including competitive market-based pay and comprehensive benefits. In addition to earning a base salary, eligible employees are compensated for their contributions to the Company's goals with both short-term bonus type incentives and long-term equity-based incentives. Eligible full-time employees in the U.S. are offered benefits with premiums paid by the Company for health, dental, and vision for employees and their dependents. Hyzon provides paid time off, sick days separate from paid time off, short-term and long-term disability, life insurance, and contributes 5% of U.S.-based employees' base salaries toward each employee's individual 401(k) account per year without requiring a match from the employee. Programs and benefits differ internationally for a variety of reasons, such as local legal requirements, market practices, and negotiations with work councils, trade unions, and other employee representative bodies. The Company is exploring making certain changes to its employee benefits programs in line with its efforts to reduce costs and preserve cash.

## **Government Regulations**

The industry in which we operate is subject to extensive environmental regulations in numerous countries, and to regulations which have become increasingly complex and restrictive over time. These laws and regulations generally govern water use, air emissions, use of recycled materials, energy sources, the storage, handling, treatment, transportation and disposal of hazardous materials, protection of the environment, occupational safety, natural resources and endangered species, and the remediation of environmental contamination. We may be required to obtain and comply with the terms and conditions of multiple environmental permits, many of which are difficult and costly to obtain and could be subject to legal challenges.

Compliance with such laws and regulations at an international, regional, national, provincial, and local level is an important aspect of our ability to continue our operations. Environmental standards applicable to us are established by the laws and regulations of the countries in which we operate, standards adopted by regulatory agencies and the permits and licenses that we hold. Each of these sources is subject to periodic modifications and increasingly stringent requirements. Violations of these laws, regulations or permits and licenses may result in substantial civil and criminal fines, penalties, orders to cease the violating operations or to conduct or pay for corrective works. In some instances, violations may also result in the suspension or revocation of permits and licenses. Please see the section Item 1A entitled “*Risk Factors – Risks Related to Litigation and Regulation*” for additional information.

### ***California HVIP***

In 2022, CARB approved Hyzon's Class 8 truck conversion for the HVIP subsidy. The HVIP program currently provides for potential voucher incentives for Hyzon's Class 8 trucks and their powertrain design and technology, along with potentially additional classes of Hyzon vehicles over time. The HVIP requires eligible vehicles to be “CARB-certified.” CARB's recently adopted certification standards and test procedures for HD zero-emission vehicles (the “ZEP Cert Procedures,” incorporated in 13 CCR 1956.8(a)(8)) are optional beginning with MY2021 and mandatory beginning with MY2024. Customers that purchase our vehicles in California may be eligible for voucher incentives under the HVIP program (currently set at \$120,000 for each Class 8 truck sold and registered in CA). However, the HVIP program provides a credit multiplier that makes new Class 8 FCEVs eligible for \$240,000 voucher for customers, but this multiplier may be determined in part by how our vehicles are designed.

### ***Other Financial Incentives***

Examples of other potential incentive and grant programs that either Hyzon or its customers may apply for include:

#### *Programs in the U.S.*

- *Low Carbon Fuel Standard.* The LCFS was initially developed in California and is gaining traction in other U.S. states and other jurisdictions around the world. Its goal is to reduce the well-to-wheel carbon intensity of fuels by providing both mandated reduction targets as well as tradable/sellable credits. In California, this includes a credit for hydrogen refueling infrastructure as well as credits for the dispensing of hydrogen as transportation fuel.
- An enhanced incentive program offered through the CARB HVIP is the Innovative Small E-Fleet (ISEF) program for qualifying small fleets eligible for a voucher of up to \$508,000.
- *Grant and Subsidy Programs.* Government entities at various levels from federal (including the Department of Energy), state (e.g., CARB) and local (e.g., North Texas Council of Governments), have grant programs designed to increase and accelerate the development and deployment of zero-emission vehicles and infrastructure technologies. Federal and state grant and subsidy programs are under evaluation for introduction and/or expansion, such as LCFS structures in Oregon and Washington. In addition, vehicle purchase incentives have been adopted or are under consideration in Oklahoma, Texas and Colorado. Another incentive opportunity is under the IJA, which includes significant funding opportunities for hydrogen ecosystem enablement, including \$8 billion for the establishment of at least four hydrogen hubs across the U.S..
- *U.S. Department of Energy (DOE) Hydrogen Hub.* In September 2022, the U.S. DOE opened a \$7.0 billion funding opportunity to establish 6-10 clean hydrogen hubs across the country. The hydrogen hubs are intended to be a central driver by creating networks of hydrogen producers, consumers, and local connective infrastructure to accelerate the use of hydrogen as a clean energy carrier that can deliver or store energy. In October 2023, the DOE selected seven projects for negotiation. The H2Hubs are expected to collectively produce three million metric tons of hydrogen annually, reaching nearly a third of the 2030 U.S. production target and lowering emissions from hard-to-decarbonize industrial sectors<sup>9</sup>.

<sup>9</sup> <https://www.whitehouse.gov/briefing-room/statements-releases/2023/10/13/biden-harris-administration-announces-regional-clean-hydrogen-hubs-to-drive-clean-manufacturing-and-jobs/>

## [Table of Contents](#)

- *EPA Smartway*. The EPA Smartway program provides grants and funding for the upfit of HD vehicles with components and technologies that reduce emissions. Drivers and fleet owners who repower vehicles with advanced technology powertrains or Compressed Natural Gas engines may be able to access funding to offset a portion of the cost.
- In February 2024, the California Energy Commission (CEC) approved a \$1.9 billion investment plan that accelerates progress on the state's electric vehicle charging and hydrogen refueling goals. These investments will help deploy infrastructure for light, medium, and heavy duty zero-emission vehicles across California, creating that the CEC claims will be the most extensive charging and hydrogen refueling network in the country. The plan provides for funding over the next four years, with at least 50 percent targeted to benefit priority populations.

### *Programs in the EU*

- The EU currently maintains a key funding program for research and innovation with a total budget of €95.5 billion, which tackles climate change, helps to achieve the UN's Sustainable Development Goals and boosts the EU's competitiveness and growth. The EU also has a program for Environment and Climate Action, with a budget of €5.4 billion, and which aims, among other goals, to a climate-neutral economy through clean energy transition.

### *Programs in ANZ*

- The Australian Government has introduced the Hydrogen 'Headstart' Program, a \$2.0 billion AUD program to be implemented as a credit per kilogram on the price of production, as well as supporting development of shared industrial infrastructure & services, including offtake projects such as vehicles. The Australian Government also through its National Reconstruction Fund (NRF), has funding support available to businesses, a \$3.0 billion AUD pool, who are investing in zero emission manufacturing in the road freight sector and are currently looking for eco-system packages/projects to consider.
- The New Zealand Government's Low Emission Transport Fund focuses on activities in the transport sector that move people and goods on roads, off-roads, and in the marine and aviation sectors to reduce greenhouse gas emissions.

### **Vehicle Safety and Testing Regulation**

We may purchase new vehicles from manufacturers, distributors, or dealers and alter or upfit them by installing hydrogen fuel cell powertrains prior to selling those vehicles to our customers for use in the U.S. In some cases, due to dealer and customer allotment with certain OEMs, or for state regulatory requirements (such as California's HVIP program which requires that an HVIP dealer retain title to a new OEM vehicle until it is transferred to the end customer), we do not purchase such new vehicle from the manufacturer, but rather we take possession of the new vehicle, which was purchased by the dealer, and we upfit the new vehicle and deliver it directly to the customer. For purposes of this section, our vehicle safety and testing obligations regarding the new vehicle, whether we purchase it and resell or we simply take possession and upfit it, remain the same. We may also purchase pre-owned vehicles and modify them by installing hydrogen fuel cell powertrains, and then sell those modified vehicles to our customers for use in the U.S. New vehicles that Hyzon alters or upfits for customers as new FCEVs are required to comply with applicable U.S. FMVSS and other federal laws and regulatory requirements administered by the DOT, the NHTSA, and the FMCSA. We must confirm that new vehicles that we alter meet or are exempt from all applicable FMVSS before we (or the dealer in cases where title is retained by the dealer) may import, offer for sale, or sell those vehicles in the U.S.

If we modify pre-owned vehicles, we are required to ensure those modifications do not cause the vehicle to become non-compliant with applicable FMVSS. Accordingly, new vehicles that we alter for sale as well as pre-owned vehicles that we modify for resale in the U.S. are tested in order to ensure they comply with applicable FMVSS. This allows us to verify those vehicles' compliance with those standards for which we are responsible, and to ensure that any modifications we make to pre-owned vehicles do not cause those vehicles to become non-compliant with applicable FMVSS safety standards. Illustrative examples of types of FMVSS that apply to the vehicles we alter are crash worthiness, fuel system integrity, electric vehicle safety, and interior materials flammability standards.

The vehicles that we alter or modify for customers, whether new or pre-owned, also meet applicable federal HD equipment standards (a subset of Federal Motor Carrier Safety Regulations) established or administered by FMCSA. We do not presently intend to operate as a motor carrier for hire on behalf of third parties.

## [Table of Contents](#)

We monitor DOT, NHTSA, and FMCSA rules, regulations, guidance, and publications for any new or revised FMVSS to ensure that vehicles we alter or modify for resale comply (or in the case of modification for resale, continue to comply) with applicable FMVSS and FMCSA.

The hydrogen fuel cell systems that we manufacture are also subject to applicable NHTSA and DOT reporting requirements, vehicle equipment standards, and other federal laws administered by the DOT and NHTSA. This includes identifying and reporting safety-related defects or non-compliance with applicable standards to NHTSA, should they arise; providing notice of such defects and non-compliance to vehicle owners, and offering a remedy free of charge to owners of affected equipment.

The vehicles we expect to offer for sale in Europe are subject to UNECE regulations. Many of those regulations are different from the FMVSS applicable in the U.S. and may require redesign and/or retesting. Our vehicles in Europe currently undergo third-party testing and inspection as required by the regulations for individual vehicle acceptance. There are UNECE compliance requirements and United Nations Global Technical Regulations applicable to HD vehicles in Europe, which have not been developed for HD vehicles by NHTSA or FMCSA. Demonstration of compliance to the UNECE standards is required to achieve vehicle registration.

Hyzon Motors Australia Pty. Ltd. is a registered vehicle manufacturer in Australia. The vehicles we offer in New Zealand are subject to UNECE and ADR regulations. New Zealand accepts vehicles that meet European regulations.

### ***Environmental Regulations***

We currently are subject to extensive environmental national, state and local laws and regulations, including, among others, water use, and discharge, air emissions, use of chemicals and recycled materials, energy sources, storage, handling, treatment, transportation and disposal of hazardous materials and wastes, the protection of health, safety and the environment, natural resources, and the remediation of environmental contamination. Furthermore, joint ventures and other businesses we may invest in that focus on hydrogen production and distribution hubs and refueling centers are subject to similar environmental and public safety-related laws and regulations. We are required to obtain and comply with the terms and conditions of environmental permits, many of which have been and may continue to be difficult and expensive to obtain and must be renewed on a periodic basis. A failure to comply with these laws, regulations or permits could result in substantial civil and criminal fines, penalties, the suspension or loss of such permits, and orders to cease or limit non-compliant operations.

### ***Air Emissions***

Our operations and products are required to comply with regulations under the U.S. Federal Clean Air Act and analogous laws in other jurisdictions. OEMs of our vehicles are required to obtain a COC issued by the EPA; we are not. For vehicles that we may sell or upfit in California or in the ten other states that have adopted CARB emissions standards, we have obtained an executive order issued by the CARB that our vehicles meet CARB emission standards for HD vehicles. We will be required to obtain CARB orders for each model year of production, and failure to obtain them prior to entering our vehicles into commerce may result in substantial fines or penalties.

### ***Hazardous Substances and Waste***

We are subject to laws and regulations regarding the generation, use, treatment, handling, storage, and disposal of hazardous substances and solid wastes. Hydrogen is highly flammable. Furthermore, the assembly and transportation of our fuel cells are subject to certain design, manufacturing, packaging, and similar regulations from the DOT's Pipeline and Hazardous Materials Safety Administration. Similarly, hydrogen is a COI under the CFATS. Facilities that store COIs above certain specified thresholds may be required to comply with various reporting, security, and other regulations as part of the CFATS.

## [Table of Contents](#)

Additionally, laws may impose strict, joint and several liability for the investigation and remediation of sites where hazardous substances have been released or disposed. For instance, CERCLA, also known as 'Superfund', as well as similar state laws can impose joint and several liability without regard to fault or the legality of the original conduct, on entities that contributed to the release of a hazardous substance into the environment. These include current and prior owners or operators of the site where the release occurred as well as companies that disposed or arranged for the disposal of hazardous substances at the site. Under CERCLA, these persons may be subject to strict liability for the costs of cleaning up the hazardous substances that have been released into the environment, for damages to natural resources, and for the costs of addressing health impacts. CERCLA also authorizes the EPA and, in some instances, third parties to act in response to threats to the public health or the environmental and to recover from the responsible entities the costs they incur. We may handle hazardous substances within the meaning of CERCLA, or similar state statutes, in the course of ordinary operations and, as a result, may be jointly and severally liable under CERCLA for all or part of the costs required to clean up sites at which these hazardous substances have been released into the environment.

We may also generate or dispose of solid wastes, which may include hazardous wastes that are subject to the requirements of the RCRA, and comparable state statutes. While RCRA regulates both solid and hazardous wastes, it imposes strict requirements on the generation, storage, treatment, transportation and disposal of hazardous wastes. Certain components of our manufacturing waste may be excluded from RCRA's hazardous waste regulations, provided certain requirements are met. However, if these components do not meet all established requirements for the exclusion, or if the requirements for the exclusion change, we may be required to treat such products as hazardous waste, which are subject to more rigorous and costly handling and disposal requirements. Any such changes in the laws and regulations, or our ability to qualify the materials we use for exclusions under such laws and regulations, could adversely affect our operating expenses.

### *Supply Chain*

Increasingly, jurisdictions require companies to monitor for and address certain practices from their supply chains. For example, several jurisdictions have adopted or are considering adopting supply chain diligence laws such as including, but not limited to, Modern Slavery, Conflict Minerals, and Managing Risks to Women in Supply Chains. Compliance with such laws entails substantial costs, and may require modifying our supply chains if any issues are discovered or could result in substantial fines. Additionally, should we fail to sufficiently monitor our supply chains, we may be subject to fines or penalties for non-compliance, which may have an adverse effect on our operations.

Similar or more stringent laws also exist in other jurisdictions where we operate, including the EU, Australia and New Zealand.

### **Available Information**

Our internet address is [www.hyzonfuelcell.com](http://www.hyzonfuelcell.com). Our website and the information contained therein or linked thereto are not part of this Annual Report. We make available free of charge through our internet website our annual reports on Form 10-K, quarterly reports on Form 10-Q, current reports on Form 8-K, proxy statements, registration statements and amendments to those reports filed or furnished pursuant to the Exchange Act as soon as reasonably practicable after we electronically file such material with, or furnish them to the SEC. The SEC maintains a website that contains reports, proxy statements and other information regarding issuers that file electronically with the SEC. These materials may be obtained electronically by accessing the SEC's website at [www.sec.gov](http://www.sec.gov).

**Item 1A. Risk Factors.**

*Summary of Risk Factors*

The following is a summary of some of the risks and uncertainties that could materially adversely affect our business, financial condition and results of operations. You should read this summary together with the more detailed risk factors contained below.

- Our management has performed an analysis of our ability to continue as a going concern. Based on their assessment, our management has raised concerns about our ability to continue as a going concern.
- We have changed our product and market strategies, as well as the markets where we intend to operate. Specifically, in 2022, we exited the China truck market, ceased various R&D programs that we determined are no longer consistent with our core strategy, and installed new senior leadership, to serve as a shared service center focused on engineering and supply chain. In Europe, we significantly restructured the facilities and business structure to align with our third-party assembler strategy leading to significant reductions in SG&A and inventory. In Australia, the facility leases were modified to reflect short run prototype builds with using third-party assemblers for vehicle upfits. Our product strategy entails rationalizing the number of truck platforms we will offer in each market we will serve, and our FCEV production strategy entails engaging third-party assembly partners to build our FCEVs. We continue to execute these strategies, and we may not be successful in achieving our objectives. Moreover, our business model reflecting these new strategies is still being tested, and we may fail to monetize our strategic plans.
- We have had to withdraw and restate certain of our previously filed financial statements, and due to our inability to timely file certain of our financial statements, we have received Staff Determinations from the Listing Qualifications Staff of Nasdaq notifying us that, unless we appealed and obtained an extension of time to file such financial statements, trading of our common stock and warrants would be suspended from The Nasdaq Capital Market. While we were successful in regaining compliance with the Nasdaq's Listing Rules in June 2023, should we fail to maintain filing compliance, our common stock may be delisted.
- On January 23, 2024, we received a notice from Nasdaq that we are not in compliance with Nasdaq Listing Rule 5550 (a)(2) because the closing price of our common stock closed below \$1.00 for 30 consecutive business days. If we do not regain compliance with the minimum bid rule by July, we can seek an extension to regain compliance, and if we fail to obtain such extension or obtain it but fail to regain compliance, our common stock may be delisted.
- We have identified material weaknesses in our internal controls over financial reporting which, if not corrected, could affect the reliability of our consolidated financial statements and our ability to record, process, and report financial information accurately, impair our ability to prepare financial statements, negatively affect our relationships with suppliers and customers, negatively affect investor confidence, cause reputational harm, and have other adverse consequences. Additionally, failure to timely implement and maintain adequate financial, information technology and management processes, controls and procedures could result in further material weaknesses which could lead to errors in our financial reporting and adversely affect our business.
- We recently settled litigation instituted by the SEC in a structured settlement requiring us to pay \$25.0 million. We face risks and uncertainties related to litigation, regulatory actions, government investigations and inquiries.
- Horizon and Hymas, together with our former Executive Chairman, George Gu, jointly filed a third amendment to the SEC Form 13D on December 22, 2023 and subsequently filed a correcting fourth amendment on January 8, 2024, announcing that on December 20, 2023, Hymas and Horizon consummated a certain restructuring involving in part the distribution by them of approximately 52.8 million shares of Hyzon common stock to certain Horizon security holders. As a result, Horizon and Hymas ceased, individually and collectively, to beneficially own more than 50% of Hyzon's common stock, thereby no longer owning a majority controlling interest in Hyzon. Nevertheless, our former controlling shareholders, as well as executive officers, directors, and their affiliates, may be able to exercise a significant level of influence over matters requiring the Company's stockholders' approval, and the interests of our former majority shareholders, our executive officers, directors, and their affiliates, may conflict with the interests of the Company and our other shareholders.

## [Table of Contents](#)

- We have had a number of changes to our executive officers and Board. These and other changes in our Board and executive leadership team, while intended to guide the Company to success, may have a disruptive impact on our people and operations, and may therefore negatively impact our business.
- We remain dependent on former majority shareholder, Horizon, and its subsidiaries, for technology cooperation and development, the supply of parts and components and fuel cell systems under the Horizon Supply Agreement and the Horizon IP Agreement.
- Increases in costs, disruption of supply or shortage of raw materials, could harm our business. In addition, the price we pay to Horizon for fuel cells and fuel cell stacks may exceed prices that we could pay to third parties for similar products.
- We qualify as an “emerging growth company” as defined in Section 2(a)(19) of the Securities Act, as modified by the JOBS Act, and we take advantage of certain exemptions from various reporting requirements that are applicable to other public companies, including the auditor attestation requirements with respect to internal control over financial reporting under Section 404 of the Sarbanes-Oxley Act. As a result, our shareholders may not have access to certain information they deem important.
- We have a limited number of current customers, and there is no assurance as to whether our sales pipeline will result in sales and revenues, or that we will be able to convert FCEV trial agreements, non-binding letters of intent, or memoranda of understanding into orders or sales, including because of the current or prospective financial resources of the counterparties to our FCEV trial agreements, non-binding memoranda of understanding, and letters of intent, the liability accounting for our warrants or customer contractual demands. There is no assurance that we will be able to identify additional potential customers and convert them to paying customers.
- We also face and will continue to face significant and increasing competition in all aspects of our business and operations, and many of our current and future competitors have or will have significantly more resources than us, and may outcompete us technologically and commercially.
- We may not succeed in investing in hydrogen production, distribution, and refueling operations critical to supplying our customers with hydrogen to operate our FCEVs either at all or in part, and/or at the cost required to achieve TCO for potential Hyzon FCEV customers to drive their purchases of our trucks. Nor is there any assurance that the hydrogen production, distribution, and refueling operations that we may invest in will be successful in whole or in part in meeting customer demand.
- There is no assurance that there will be, or that we will be able to supply, hydrogen at prices or with an emission profile that allow our FCEVs to be competitive with commercial vehicles powered by other energy sources.
- We may face legal challenges and other resistance attempting to sell our vehicles, which could materially adversely affect our sales and costs. Additionally, unfavorable publicity or a failure to respond effectively to adverse publicity could negatively impact our sales, harm our reputation, and adversely affect our business.
- To date, we have assembled a limited number of prototype and trial FCEVs, and there is no assurance that we will be able to establish and operate facilities or relationships with contract assembly providers capable of assembling our FCEVs in appropriate volumes and at competitive costs or at all.
- We have limited geographic presence, organization, and experience to service our FCEVs. If we are unable to address the service requirements of our customers, our business will be materially and adversely affected. Additionally, insufficient warranty reserves to cover future warranty claims could materially adversely affect our business, prospects, financial condition, and operating results.
- We have no contractual relationships with large truck OEMs to supply us or our customers with truck chassis that we need to assemble or convert into FCEVs. If we are unsuccessful in establishing those contractual relationships, we may be unsuccessful in procuring vehicles necessary to assemble to hydrogen FCEVs, and our sales and business may be materially negatively affected.
- Threats to information technology, including unauthorized control of our vehicles or interruption of our systems, could adversely affect our business.



## [Table of Contents](#)

- We may be unsuccessful in meeting various local, national and international safety and emissions rules and regulations for our products.
- Our FCEVs may be deemed ineligible for tax credits and subsidies, such as the qualified commercial clean vehicle credit available in the United States enacted under the Inflation Reduction Act and codified in IRC Section 45W, thereby making our FCEVs less competitive with vehicles that qualify for such tax credits and subsidies.

### **Risks Related to Our Business and Industry**

***Our management has performed an analysis of our ability to continue as a going concern and has identified substantial doubt about our ability to continue as a going concern. If we are unable to obtain sufficient additional funding or do not have access to capital, we may be required to terminate or significantly curtail our operations.***

Our management has performed an analysis of our ability to continue as a going concern. Based on their assessment, our management has raised concerns about our ability to continue as a going concern.

Management continues to explore raising additional capital through a combination of debt and/or equity financings to supplement the Company's capitalization and liquidity. However, as substantial doubt about our ability to continue as a going concern exists, our ability to finance our operations through the sale and issuance of debt or additional equity securities or through bank or other financing will be challenging and management cannot conclude as of the date of this report that its plans are probable of being successfully implemented. As of the date of this report, we believe that our financial resources, existing cash resources and additional sources of liquidity are not sufficient to support planned operations beyond the next 12 months. Our ability to continue as a going concern will depend on our ability to obtain additional capital.

We continue to explore potential sources of financing. However, additional capital may not be available on favorable terms, or at all, and additional equity financing will further dilute our current stockholders. If we raise additional funds by issuing debt securities or preferred stock, or by incurring loans or other financing, these forms of financing would have rights, preferences, and privileges senior to those of holders of our common stock.

If adequate capital is not available to us in the amounts needed, we could be required to terminate or significantly curtail our operations in which case our investors could lose some or all of their investment.

***Our business model has yet to be tested and any failure to execute our strategic plans would have a material adverse effect on our operating results and business, harm our reputation and could result in substantial liabilities that exceed our resources.***

The estimated costs and timelines that we have developed in planning for full scale commercial production of our vehicles are subject to the risks and uncertainties inherent in transitioning from a start-up company focused on proof-of-concept activities to the design and large-scale integration, assembly, and manufacture of hydrogen-powered commercial vehicles, large-scale integration and manufacture of hydrogen fuel cell systems, and hydrogen production, distribution and refueling. We have not accurately estimated these costs and timelines in the past. During the fiscal year ended December 31, 2023, we did not secure contractual relationships with all component suppliers from which we source parts, components and sub-assemblies to produce our products. Additionally, we may not be able to accurately estimate the demand for the hydrogen fuel produced by our hydrogen production plant investments or the ability of our partners to build and operate those facilities at the cost, schedule and operating performance anticipated, as evidenced by the delays in permitting, licensing and construction related to Raven S1, our first hydrogen hub investment. These risks could result in a loss of revenue and/or an inability to provide fuel to our fleet customers, leading to a delay in customer vehicle deployments or order cancellations, and/or increased costs and reduced margins. If we fail to accurately predict supply and demand for our products and other integration, assembly and manufacturing requirements, or if we fail to timely invest in people, processes and capital equipment to meet demand, we could incur additional costs or experience delays. In addition, there can be no assurance that our estimates of the costs and timing necessary to complete design and engineering of our production facilities will prove accurate. The likelihood of our success must be considered in light of these risks, expenses, complications, delays and the competitive environment in which we operate. Therefore, there can be no assurances that our business plan will prove successful. We have changed our product and market strategies, as well as the markets where we intend to operate. Specifically, we exited the China truck market, ceased various R&D programs that we have determined are no longer consistent with our core strategy, and installed new senior leadership.

## [Table of Contents](#)

We will continue to encounter risks and difficulties frequently experienced by many early-stage companies, including scaling up our infrastructure and headcount, and may encounter unforeseen expenses, difficulties or delays in connection with pursuing our growth plans. We expect to continue sustaining substantial operating expenses without generating sufficient revenues to cover expenditures. Any investment in us is therefore highly speculative and could result in the loss of your entire investment.

***We need to raise additional funds, and these funds may not be available on terms favorable to us or our stockholders or at all when needed.***

Our business plan to manufacture, integrate, assemble, sell, and service hydrogen-powered commercial vehicles and hydrogen fuel cell systems requires significant working capital and, as a result, we are currently working to raise additional capital. We must raise additional funds through the issuance of equity, equity related or debt securities, strategic partnerships, licensing arrangements, and/or through obtaining credit from government or financial institutions. We may raise funds through the sale of additional equity securities which could dilute our stockholders. We may also raise funds through the issuance of debt securities or through loan arrangements, the terms of which may require substantial interest payments, contain covenants that restrict our business, and impose unfavorable terms and conditions. This capital will be necessary to fund our ongoing operations, continue research, development and design efforts, improve infrastructure, and commercialize our vehicles.

If we are unsuccessful in raising additional funds when we need them, our financial condition, business, prospects, and results of operations could be materially adversely affected, and we may not be able to continue our operations as a going concern. Failure to secure adequate funding in time or at all could force us to discontinue certain operations, sell off assets, and institute layoffs, thereby materially negatively affecting our business.

***We have a limited operating history as a standalone company thereby making it difficult to evaluate our future business prospects and increasing the risk of your investment.***

We face significant risks and difficulties as an early-stage company. We have a limited operating history, which increases the risk to your investment. We have not yet demonstrated our ability to successfully scale the commercialization and assembly of our vehicles. To maintain and grow our business, we must gain credibility and confidence among customers, suppliers, analysts, investors, ratings agencies and other parties in our long-term financial viability and business prospects. Gaining and maintaining such credibility and confidence may be challenging due to our limited operating history relative to established competitors; customer unfamiliarity with our products and technology; any delays we may experience in scaling manufacturing, delivery and service operations to meet demand; competition and uncertainty regarding the future of FCEVs; and other factors including those over which we have no control. As we move from assembling limited vehicles deployed for technology validation and vehicle trials to assembly for operational fleet validation and, ultimately, to volume assembly and sales for full fleet conversions, it is difficult, if not impossible, to forecast our future results. We have limited insight into trends that may emerge and affect our business.

Furthermore, it is difficult to predict accurately our future revenues or budget for our expenses, and we have not been successful doing so in the past. In the event that actual results differ from our estimates, or that we adjust our estimates in future periods, our operating results and financial position could be materially affected. The projected results depend on the successful implementation of our management's growth strategies and are based on assumptions and events over which we have only partial or no control. The assumptions underlying such projected information require the exercise of judgment, and the projections are subject to uncertainty based on economic, business, competitive, regulatory, legislative, political and other changes.

***Increases in costs, disruption of supply or shortage of raw materials, could harm our business.***

Disruptions in the supply chain have impacted our ability to adequately source raw materials or components, including hydrogen for our use in fuel cell manufacturing and testing, battery packs, semiconductors, and integrated circuits, as well as cabs and chassis from HD vehicle OEMs. Certain production-ready components may not arrive at our facilities in time to meet production planning, which could cause delays in validation and testing for these components, as well as the final assembly of certain of our vehicle orders. While we plan to start production of our fuel cells and stacks in the second half of 2024, we remain solely dependent on Horizon to supply us with sourcing hydrogen fuel cells and stacks, which also could be negatively impacted by supply chain challenges in procuring raw materials and components to manufacture fuel cells for us. Any such supply interruption could materially negatively impact our business, prospects, financial condition, and operating results. Additionally, we source many critical components referenced above from countries around the world which may become subject to geopolitical impacts, trade and tariff policy changes, and other supply disruptions outside of our direct control.

We are also exposed to commodity price volatility as we use various raw materials, including aluminum, steel, carbon fiber, non-ferrous metals (such as copper), and cobalt. The prices and availability for these raw materials may fluctuate depending on market conditions and global demand, including as a result of geopolitical events and other events beyond our control, and could adversely affect our business and operating results.

As a result, substantial increases in the prices for our raw materials or components would increase our operating costs and could reduce our margins if the increased costs cannot be recouped through increased FCEV prices. There can be no assurance that we will be able to recoup increasing costs of raw materials by increasing vehicle prices.

***We have un-remediated material weaknesses in our internal control over financial reporting which, if not corrected, could affect the reliability of our consolidated financial statements, affect our ability to record, process, and report financial information accurately, impair our ability to timely prepare financial statements, negatively affect our relationships with suppliers and customers, negatively affect investor confidence, cause reputational harm, and have other adverse consequences. Additionally, failure to timely remediate and maintain adequate internal control over financial reporting could (a) result in additional material weaknesses that could lead to errors in our financial reporting, (b) require restatements of previously issued financial statements, and (c) lead to elevated costs associated with remediation, restatements, and litigation.***

A material weakness is a deficiency or combination of deficiencies in internal control over financial reporting such that there is a reasonable possibility that a material misstatement of the financial statements would not be prevented or detected on a timely basis.

We have concluded that the following material weaknesses in internal control over financial reporting existed as of December 31, 2023: (i) the Company did not demonstrate a commitment to attract, develop, and retain competent individuals in alignment with objectives and accordingly did not have sufficient qualified resources; (ii) the Company did not have an effective risk assessment process that successfully identified and assessed risks of material misstatement to ensure controls were designed and implemented to respond to those risks; (iii) the Company did not have an effective internal information and communication process to ensure that relevant and reliable information was communicated on a timely basis across the organization, to enable financial personnel to effectively carry out their financial reporting and internal control roles and responsibilities; and (iv) the Company did not sufficiently establish structures, reporting lines and appropriate authorities and responsibilities in the pursuit of objectives.

## [Table of Contents](#)

The measures we have taken, continue to take, and plan to take to remediate the identified material weaknesses are described in Part II, Item 9A “Controls and Procedures”. We will not be able to fully remediate these material weaknesses until these steps have been completed and our controls have been operating effectively for a sufficient period of time. If we are unable to successfully remediate these material weaknesses, or we are otherwise unable to maintain effective internal control over financial reporting or disclosure controls and procedures, or if in the future, we identify further material weaknesses in our internal control over financial reporting, we may not detect errors on a timely basis and our consolidated financial statements may be materially misstated, we may be delayed in filing required periodic reports, and our ability to record, process, and report financial information accurately, and to prepare financial statements within required time periods, would be expected to be adversely affected. Litigation, government investigations, or regulatory enforcement actions arising out of such failure or alleged failure to comply with applicable laws and regulations could subject us to civil and criminal penalties that could materially and adversely affect our reputation, financial condition, and operating results. The material weaknesses, remediation efforts, and any related litigation or regulatory inquiries will require management attention and resources, and could result in unanticipated cost which could negatively affect our relationships with suppliers and customers, and may also negatively affect investor confidence in the Company’s financial statements, cause it reputational harm, and raise other risks to its operations. In addition, the costs and other effects of defending litigation or addressing regulatory enforcement actions against us may be difficult to determine and could adversely affect our financial condition and operating results.

***We are subject to inventory management risks. Insufficient inventory may result in lost sales opportunities or delayed revenue, while excess inventory may negatively impact our gross margin.***

We balance the need to maintain inventory levels that are sufficient to ensure competitive lead times and mitigate potential supply chain constraints against the risk of inventory obsolescence due to changing customer or consumer requirements and fluctuating commodity prices. To manage our inventories, we must estimate our sales and the demand from our customers and purchase products that substantially correspond to consumer demand. If we overestimate demand and purchase too much of a particular product, we face a risk that the price of that product will fall, leaving us with inventory that we cannot sell at normal profit margins.

If we underestimate demand and purchase insufficient quantities of products, inventory shortages could result in delayed revenue or loss of sales opportunities altogether as potential customers turn to competitors’ products that are readily available. If we maintain insufficient inventory levels and prices rise for these products, we could be forced to purchase products at higher prices and forego profitability in order to meet customer demand.

We are subject to the risk of inventory obsolescence and excess, which could lead to inventory impairment charges. For example, a total of \$13.0 million in inventory write-downs was recognized in Cost of revenue in the Consolidated Statements of Operations and Comprehensive Loss for the year ended December 31, 2023.

***Complex software and technology systems will need to be developed, both in-house and in coordination with vendors and suppliers, for us to successfully produce our hydrogen-powered commercial vehicles and hydrogen fuel cell systems, and there can be no assurance that such systems will be successfully developed.***

Our products and many of their related components and subassemblies require a substantial amount of third party and in-house software and complex hardware to operate. The development of such advanced technologies is inherently complex and costly, and we will need to coordinate with our vendors and suppliers to produce our hydrogen-powered commercial vehicles and hydrogen fuel cell systems. Defects and errors may be revealed over time, and our control over the performance of third-party services and systems may be limited. We may be unable to develop the necessary software and technology systems or meet the technological requirements, production timing, and volume requirements to support our business plan. We may also not be successful in recruiting and hiring adequate technical and operations personnel with the skills and experience we may require. In addition, the technology may not comply with the cost, performance, useful life and warranty requirements we anticipate in our business plan and which our customers will demand. As a result, our business plan could be significantly impacted, and we may incur significant liabilities under warranty claims which could adversely affect our business, prospects, and results of operations.

We are implementing engineering processes in our product development to help systematically ensure our product quality, design sign-off, and traceability of our product design information; however, there can be no guarantees about the success, timing or cost of these processes.

***We are developing new technologies and know-how related to key components in our vehicles. We may be unsuccessful in these efforts or in competing with new and existing component manufacturers.***

We have invested in electrification technologies related to certain key components in our vehicles and we plan to produce or assemble various key components of our vehicles that we presently source from third parties to help achieve increased quality assurance, reduced component costs, and reduced supply chain risks. For example, we have designed proprietary battery packs that optimize the performance of our fuel cells. The capital investment to produce battery packs is significant. At the same time, we have also ceased certain development efforts that we have determined are not consistent with our core strategy. We have limited experience in designing and producing these key components, and we may not be successful in developing or commercializing the technologies we develop. We may not be able to compete effectively with suppliers of these components that are better financed, have existing manufacturing operations, are more experienced, and have established products in the marketplace.

***We have a limited number of current customers and pending orders, and there is no assurance that non-binding memoranda of understanding and letters of intent will be converted into orders or sales, or that in the case of executed contracts, we can or will fulfill our contractual obligations.***

To date, we have engaged in limited marketing activities and currently have limited customer contracts. Non-binding memoranda of understanding and letters of intent that we've signed with potential customers do not represent assured sales and may not result in binding orders or sales. Some agreements with our customers were renegotiated or terminated because we determined that we could not fulfill our obligations.

We cannot be assured that the counterparties to such memoranda of understanding and letters of intent have or will have the financial capacity to make such orders or that such counterparties' demand for our products will remain. We have not received any deposits from the counterparties on certain of our orders, non-binding memoranda of understanding and letters of intent, and these counterparties have no obligation to make purchases. Further, these counterparties may not perform as expected and may therefore not have the means or market demand to convert the non-binding memoranda of understanding or letters of intent into orders. If these arrangements are terminated or we are unable to secure binding orders or long-term contracts for volume sales supporting full fleet conversions, our business, prospects, financial condition and operating results may be adversely affected.

Even if we were able to obtain orders, customers may limit their volume of purchases initially as they assess our commercial vehicles and hydrogen fuel cell systems, their ability to source hydrogen fuel to operate our vehicles, and whether to make a broader transition to hydrogen-powered electric vehicle solutions. This may be a long process, which will depend on the safety, reliability, efficiency, and quality of our products, as well as the support and service that we offer. It will also depend on factors outside of our control, such as general market conditions, government incentives and mandates for zero-emission vehicles, and broader trends in transportation, including fleet management, and availability and pricing of hydrogen, that could impact customer buying decisions. As a result, there is significant uncertainty regarding demand for our products and the pace and levels of growth that we will be able to achieve.

Regarding our focus on hydrogen production, distribution and refueling, while we have entered into various memoranda of understanding and letters of intent with partners to develop, build and operate hydrogen hubs and refueling centers, contract negotiations for these opportunities that could lead to revenue will, in our view, be very complex and require significant time and effort, and may ultimately not be successful.

***Certain customer and vendor contracts signed by our Australian, China, and European subsidiaries contain disadvantageous economic terms and conditions, as well as punitive liquidated and consequential damages provisions.***

Certain customer and vendor contracts that our Australian, Chinese, and European subsidiaries signed contained burdensome and costly duties and obligations, as well as highly punitive consequential and liquidated damages provisions should those subsidiaries breach those agreements. During 2022 and 2023, we determined that certain of those contracts could not be performed or fulfilled in whole or in part, thereby subjecting our subsidiaries to claims by customers and vendors for damages. While we have successfully negotiated with certain of those customers and vendors to cancel or renegotiate those agreements or waive the contractually-provided damages provisions, we have not succeeded in renegotiating all such contracts and we cannot predict or estimate the possible loss or range of possible loss, if any. Should our customers or vendors decide to file claims against our subsidiaries seeking liquidated or consequential damages, both our reputation and results from operations could be materially negatively impacted.

***Our sales efforts involve considerable time and expense, and our sales cycle is often long and unpredictable.***

Our results of operations may fluctuate, in part, because of the intensive nature of our sales efforts and the length and unpredictability of our sales cycle. As part of our sales efforts, we invest considerable time and expense learning and evaluating potential customers' specific needs and necessary resources, such as access to hydrogen supply, available subsidies and incentives, and educating potential customers about the technical capabilities of our hydrogen-powered commercial vehicles and hydrogen fuel cell systems. In addition, we have limited direct sales and business development personnel, and our sales efforts have historically depended on the significant involvement of our senior management team. Our sales cycle has been long and varies substantially from customer to customer. Our sales cycle often lasts nine months or more, but can extend for longer periods for some customers. Some of our sales efforts have not resulted in orders and may in the future not result in orders. There can be no assurances that we will be successful in making a sale to a potential customer. If our sales efforts to a potential customer do not result in sufficient revenue to justify our investments, our business, financial condition, and results of operations could be adversely affected.

Regarding our focus on hydrogen production, distribution and refueling business, the sales cycle for these opportunities is unproven and, in our view, will be very long.

***The unavailability, reduction or elimination of government and economic incentives or tax credits could have a material adverse effect on our business, prospects, financial condition, and operating results.***

Sales of our FCEVs are highly dependent on the availability of government subsidies, incentives, and tax credits, and some customer contracts are expressly contingent on our customers receiving subsidies or tax credits to offset the cost of our FCEVs. Any reduction, elimination or discriminatory application of government subsidies and economic incentives because of policy changes, the reduced need for such subsidies, or the incentives due to the perceived success of zero-emissions vehicles or other reasons, may result in the diminished competitiveness of the alternative fuel and electric vehicle industry generally or our FCEV vehicles specifically. In the U.S., our FCEVs may be deemed ineligible for tax credits such as the qualified commercial clean vehicle credit available enacted under the Inflation Reduction Act and codified in IRC Section 45W, thereby making our FCEVs less competitive with vehicles that qualify for such tax credits and subsidies. These scenarios could materially and adversely affect the growth of the alternative fuel automobile markets and our business, prospects, financial condition, and operating results.

Incentives that are available to us or our customers include tax credits, rebates, and other incentives for alternative energy production, alternative fuel and electric vehicles, including GHG emissions credits under the EPA's GHG Rule, CARB, and HVIP. While these benefits have been available in the past, there is no guarantee these programs will be available in the future. If these incentives and other benefits are not available, reduced or otherwise limited in the future, our financial position could be harmed.

***We may be unable to successfully produce our hydrogen-powered commercial vehicles or our hydrogen fuel cell systems in appropriate volumes, at competitive costs, or at all, which may adversely affect our business, prospects, financial condition and operating results.***

Our MEA and PEM fuel cell production facility in Bolingbrook, Illinois is scheduled to commence production operations in the second half of 2024. We are currently at small volume vehicle assembly and have yet to commence series production. We have also not established relationships with third-party vehicle assemblers in Europe or Australia. There is no assurance that we will be able to complete our facilities and bring them to full production, enter into contractual relationships with third-party vehicle assemblers, or that we will be able to either manufacture our hydrogen fuel cell systems, components, or assemble our hydrogen-powered commercial vehicles at costs, volumes, and specifications acceptable to us. Our facilities may also require permits for construction or operation, and we may not be able to obtain these permits on conditions acceptable to us. We currently rely on Horizon as our sole supplier of hydrogen fuel cell systems, and plan to do so until our Bolingbrook manufacturing facility is operational. We also rely on third parties to produce glider kits, chassis, and other commercial vehicle components, and, in the U.S., for the assembly of our hydrogen-powered commercial vehicles. To date, we have not secured supply agreements with all suppliers from which we must procure chassis, subassemblies and components to assemble our vehicles. For those suppliers from which we do purchase chassis, subassemblies, and components, the worldwide supply chain crisis has had a material negative impact on our ability to procure these necessary in time - particularly in Europe, Australia, and the U.S. - to meet our product forecasts and product delivery obligations.

## [Table of Contents](#)

Our facilities and those of our suppliers, assemblers and other partners may be harmed or rendered inoperable by natural or man-made disasters, including earthquakes, flooding, fire, power outages, and geopolitical conflicts, or by health epidemics, which may render it difficult or impossible for us to produce our products for an undefined period of time. Any alternative suppliers and partners may either not exist or if they do exist may be unwilling or unable to supply us. The inability to produce our products or the backlog that may develop if our facilities or the facilities of our suppliers are rendered inoperable for even a short period of time may result in the loss of customers or harm to our reputation. Although we maintain insurance for damage to our property and the disruption of our business, this insurance may not be sufficient to cover all of our potential losses and may not continue to be available to us on acceptable terms, if at all.

***We, our partners and our suppliers may rely on complex machinery and equipment to produce our hydrogen-powered commercial vehicles and fuel cell systems, which involve a significant degree of risk and uncertainty in terms of operational performance and costs.***

We, our partners, and suppliers may rely on complex machinery and equipment for the manufacture, integration and assembly of our hydrogen-powered commercial vehicles and fuel cell systems. Such complex machinery and equipment may involve a significant degree of uncertainty and risk in terms of operational performance and costs. Our facilities and those of our partners and suppliers will consist of large-scale facilities and machinery combining many components. These machines and their components may suffer unexpected malfunctions from time to time and will depend on repairs and spare parts to resume operations, which may not be available when needed. Unexpected malfunctions may significantly affect the intended operational efficiency of our equipment. With respect to hydrogen production, operational performance and costs can be difficult to predict for hydrogen production site operators with which we have or intend to have a relationship that may themselves have limited operating experience, and could be influenced by factors outside of our control, such as, but not limited to, scarcity of natural resources, environmental hazards and remediation, costs associated with decommissioning of machines, labor disputes and strikes, difficulty or delays in obtaining governmental permits, damages or defects in electronic systems, industrial accidents, fire, seismic activity, and natural disasters. Should any operational risk materialize, it may result in the personal injury to or death of workers, the loss of production equipment, damage to production facilities, monetary losses, delays and unanticipated fluctuations in production, environmental damage, administrative fines, increased insurance costs, and potential legal liabilities, all which could have a material adverse effect on our business, prospects, financial condition or operating results.

***Our future growth is dependent upon the willingness of customers in the commercial vehicle market, including but not limited to operators of commercial vehicle fleets and HD transport, to adopt hydrogen-powered and other zero-emission commercial vehicles, and our ability to produce, sell and service products that meet customers' needs. If the market for hydrogen-powered solutions does not develop or develops slower than we expect, our business, prospects, financial condition and operating results will be adversely affected.***

The market for hydrogen-powered commercial vehicles is relatively new and untested and is expected to experience rapidly changing technologies, intense price competition among numerous competitors, evolving government regulation and industry standards, government subsidies, and uncertain customer demands and behaviors. Hydrogen-powered vehicles may also face competition from other alternatives to fossil fuels, including electric vehicles, RNG, biodiesel, and others. Factors that may influence the adoption of our hydrogen-powered commercial vehicles include:

- the premium in the anticipated initial purchase prices of our commercial vehicles over those of comparable diesel powered vehicles, both including and excluding the effect of possible government and other subsidies and incentives designed to promote the purchase of vehicles powered by clean energy;
- the TCO of the vehicle over its expected life, which includes the initial purchase price and ongoing operating costs, including hydrogen supply, price, and maintenance costs;
- Buyback options and rights of our customers to return our vehicles;
- access to hydrogen supply and refueling stations locally and nationally, and related infrastructure costs;
- the availability and terms of financing options for our customers to purchase or lease our vehicles;
- the availability of tax and other governmental incentives to purchase and operate non-carbon emitting vehicles, and future regulations requiring increased use of non-carbon emitting vehicles;
- government regulations and economic incentives promoting or mandating fuel efficiency and alternate forms of energy;

## [Table of Contents](#)

- prices for hydrogen, diesel, natural gas, electricity and other sources of power for vehicles, and volatility in the cost of diesel or a prolonged period of low gasoline and natural gas costs that could decrease incentives to transition to vehicles powered by alternative energy sources;
- the cost and availability of other alternatives to diesel or natural gas fueled vehicles, such as electric vehicles;
- corporate sustainability initiatives and ESG policies;
- perceptions about hydrogen, safety, design, performance, reliability and cost, especially if adverse events or accidents occur that are linked to the quality or safety of hydrogen-powered vehicles, or the safety of production, transportation or use of hydrogen generally;
- the quality and availability of service for our commercial vehicles, including the availability of replacement parts;
- the ability of our customers to purchase adequate insurance for our vehicles; and
- macroeconomic and geopolitical factors.

If, in weighing these factors, our potential customers, including operators of commercial vehicle fleets or HD transport, determine that there is not a compelling business justification for purchasing hydrogen-powered commercial vehicles, particularly those that we will produce and sell, then the market for such vehicles may not develop as we expect or may develop more slowly than we expect, which would adversely affect our business, prospects, financial condition and operating results.

***Demand for our hydrogen-powered commercial vehicles and hydrogen fuel cell systems will ultimately depend on demand from target customers, some of which operate in cyclical or regulated industries or industries impacted by supply chain challenges, which may in turn subject us to that cyclicity or regulatory uncertainty and result in volatility and uncertainty and in the demand for our products, which could have a material adverse effect on our business, prospects, financial condition and operating results.***

Decisions to purchase our hydrogen-powered electric commercial vehicles and hydrogen fuel cell systems will likely depend on the performance of the industries in which our target customers operate, and a decrease in demand for production or services from those industries will impact demand for our products. Demand in these industries is impacted by numerous factors, including government subsidies and incentives, corporate ESG policies and goals, global supply chain challenges, commodity prices, infrastructure spending, interest rates, consumer spending, fuel costs, energy demands, municipal spending, and commercial construction, among others. Increases or decreases in these variables may significantly impact the demand for our products. If we are unable to accurately predict demand, we may be unable to meet our customers' needs, resulting in the loss of potential sales, or we may produce excess products, resulting in increased inventories and overcapacity in our contracted production facilities, increasing our unit production cost and decreasing our working capital and operating margins.



*If there is an inadequate supply of hydrogen or we fail to secure hydrogen supply at competitive prices or with a competitive emissions profile, our business will be materially and adversely affected. Additionally, we are reliant upon our hydrogen production and dispensing partners to build and operate production facilities, including our potential ability to make direct investments in those production plants. If our partners cannot deliver hydrogen at the cost, schedule, and operating performance anticipated, our business will be materially and adversely impacted.*

FCEVs require an adequate supply of hydrogen for refueling. Demand for our hydrogen-powered electric commercial vehicles and hydrogen fuel cell systems will depend in part on the availability of hydrogen infrastructure and the cost of hydrogen fuel. There is no assurance that hydrogen production will scale at the rate we anticipate or that the cost of hydrogen will become competitive with the cost of hydrocarbons or other hydrocarbon-alternatives as we project. Currently, hydrogen supply and refueling stations are not generally available. We expect to partner with third parties with the aim of providing hydrogen infrastructure and refueling stations to potential Hyzon customers. Some potential customers may choose not to purchase Hyzon products because of the risk of unavailability or cost of hydrogen supply. Additionally, while certain customers may consider hydrogen vehicles because of their sustainability profile, the sustainability profile of hydrogen depends on the hydrogen production process. “Gray” hydrogen, often produced by steam methane reformation, is currently the most common and cost-effective form of hydrogen production; however, this process results in significant GHG emissions. Other types of hydrogen, such as “green” hydrogen produced by clean energy-powered electrolysis, have a smaller emissions footprint but are less common and cost-effective. We may not be able to find suitable investments in hydrogen production, distribution, and refueling assets or secure a continuous supply of hydrogen at a satisfactory quantity and price that also meets customers’ emissions-reduction goals, which may cause some potential customers not to purchase Hyzon products. Additionally, Hyzon’s direct investments in hydrogen production plants and the related supply and sale of that hydrogen to customers is directly impacted by our partners’ ability to design, permit, build, operate, and maintain those co-invested production plants and refueling assets. Our partners may or may not deliver at the cost, schedule, and operating performance anticipated, if at all. If we are unable to satisfactorily provide adequate access to hydrogen supply at cost structures that customers require, or which may require significant capital expenditures, our ability to generate customer loyalty, grow our business, and sell our products could be impaired.

***Increased focus on sustainability or other ESG matters could impact our operations.***

Our business requires customers and financial institutions to view our business and operations as having a positive ESG profile. Increasing attention to societal expectations regarding climate change, human rights, and other ESG topics may require us to make certain changes to our business operations to satisfy the expectations of customers and financial institutions. For example, we may be required to procure from or invest in companies in the business of producing and selling “green” hydrogen on terms that are not economical to meet customer expectations, which could adversely impact our financial results of operations. Similarly, we rely on a global supply chain. Managing that supply chain for ESG risks could require us to incur substantial costs and, if any risks are identified, incur further costs to remedy issues or locate alternative suppliers, which either may not exist or may be unwilling or unable to supply to us. Additionally, our customers may be driven to purchase our vehicles due to their own sustainability or ESG commitments, which may entail holding their suppliers – including us – to ESG standards that go beyond compliance with laws and regulations or our ability or willingness to comply with such standards. Failure to maintain operations that align with such “beyond compliance” standards may cause potential customers to not do business with us or otherwise hurt demand for our products. These and other ESG concerns could adversely affect our business, prospects, financial condition and operating results.

Investor advocacy groups, certain institutional investors, investment funds and other influential investors are also increasingly focused on ESG practices and in recent years have placed increasing importance on the non-financial impacts of their investments. While our mission is to accelerate the world’s transition to sustainable energy, if our ESG practices do not meet investor or other industry stakeholder expectations, which continue to evolve, we may incur additional costs and our brand, ability to attract and retain qualified employees and business may be harmed.

*Our business may be subject to risks associated with construction, cost overruns and delays, and other contingencies that may arise while constructing or servicing hydrogen infrastructure or refueling stations for certain customers, and such risks may increase in the future as we expand the scope of such services.*

We expect to construct and service, or invest in the construction and servicing of, hydrogen infrastructure and refueling stations at certain customer sites and elsewhere. We expect such construction and servicing at customer sites and elsewhere to be subject to oversight and regulation in accordance with state and local laws and ordinances relating to building codes, accessibility requirements, safety, environmental protection and related matters, and to require various local and other governmental approvals and permits that may vary by jurisdiction. All of the above may cause delays or cost-overruns or prevent construction or servicing of hydrogen infrastructure and refueling stations. Meaningful delays or cost overruns, or the inability to construct or service hydrogen infrastructure or refueling stations at certain customer sites and elsewhere, could have a material adverse effect on our business, prospects, financial condition and operating results. In addition, we may undertake such construction or service through partners or contractors, which may require us, our partners, contractors, or customers to obtain licenses or permits, or require compliance with additional rules, working conditions and other union requirements, adding costs and complexity to a construction project. If we, our partners or contractors are unable to provide timely, thorough, and quality construction-related services, our customers could fall behind with their schedules leading to liability to us or cause customers to become dissatisfied with the hydrogen solutions we offer.

*We depend upon key personnel and will need to hire and train additional personnel.*

Our success depends on the continuing services of key employees. We believe the depth and quality of the experience of our management team in the hydrogen fuel cell and commercial vehicle industries is a key to our ability to be successful. The loss of any of these individuals could have a material adverse effect on our business, prospects, financial condition and operating results. Additionally, the success of our operations will largely depend upon our ability to successfully attract and retain competent and qualified key management personnel in the countries where we operate. As with any company with limited resources, there can be no guarantee that we will be able to attract such individuals or that the presence of such individuals will necessarily translate into profitability for us. Our employees may leave or refuse our offers of employment due to various factors, such as our ability or willingness to offer competitive compensation and benefits, our financial and operating performance, a very competitive labor market for talented individuals with automotive experience, or any negative publicity related to us. There is strong competition for talent we require for our business, including specialized knowledge of hydrogen fuel cells and associated technology, commercial electric vehicles, hydrogen production and distribution, engineering, battery technology, and software development. We also compete with both mature and prosperous companies that have far greater financial resources than we do and start-ups and emerging companies that promise short-term growth opportunities. These and other challenges will be exacerbated for us as we attempt to transition from limited production of units deployed for technology validation to production for operational fleet validation to, ultimately, volume production and sales to support full fleet conversions under unforeseeable business conditions. In the event that our employees seek to join a labor union, higher employee costs and increased risk of work stoppages or strikes could result. We may also directly or indirectly depend upon other companies with unionized workforces, including suppliers, and work stoppages or strikes with respect to those companies could have a material adverse impact on our business, financial condition, or results. Our inability to attract and retain key personnel in a timely and cost-effective manner could have a material adverse effect on our business, prospects, financial condition and operating results. Furthermore, certain employees of Hyzon Europe left to join our former joint venture partner's executives. The departure of these former joint venture partner's executives and employees may have a negative impact on our business and operations.

We intend to hire additional personnel, including design and manufacturing personnel and service technicians, to support the manufacture, sale and service of our vehicles. Because our vehicles are based on a different technology platform than for traditional ICE vehicles, individuals with sufficient training in alternative fuel vehicles and FCEVs may not be available to hire, and we expect intense competition for employees with such skills and experience. Consequently, we may not be successful in attracting and retaining employees with such skills and experience, and as a result, our business, prospects, financial condition, and operating results could be materially adversely affected.

***We currently face and will continue to face significant competition, and many of our current and future competitors have or will have significantly more resources.***

We face intense competition as we aim to replace existing commercial transportation solutions with our hydrogen-powered FCEVs and hydrogen fuel cell systems. We expect to face increasing competition both from current transportation options and improvements to current transport options as well as from new alternative energy solutions, including BEVs. Each of our target markets is currently serviced by existing manufacturers with existing customers and suppliers. These manufacturers generally use proven and widely accepted technologies such as ICE. Competitors are working on developing technologies in each of our targeted markets. Many of our current and potential future competitors have or will have greater financial, technical, manufacturing, marketing and other resources than we do. They may be able to deploy greater resources and more quickly, to design, develop, manufacture, distribute, promote, sell, market and support their alternative transport programs. Additionally, our competitors may also have greater name recognition, longer operating histories, larger sales forces, broader customer and industry relationships and other resources than we do. These competitors also compete with us in recruiting and retaining qualified R&D, sales, marketing and management personnel, as well as in acquiring technologies complementary to, or necessary for, our products. If we do not compete effectively, our competitive positioning and operating results will be harmed. We expect competition in our industry to intensify from our existing and future competitors in the future in light of increased demand and regulatory push for vehicles powered by renewable energy sources.

***Until we complete our hydrogen fuel cell production facilities, which may be delayed or not occur at all, we are dependent and expect to remain dependent on Horizon as a single source supplier of our hydrogen fuel cell systems, and the inability of Horizon to deliver such fuel cell systems at prices, volumes, and specifications acceptable to us could have a material adverse effect on our business, prospects, financial condition and operating results.***

We currently rely and expect to rely until completion of our hydrogen fuel cell manufacturing facilities solely on Horizon as a single source supplier of our hydrogen fuel cell systems. Even if we complete our manufacturing facilities, we expect to continue to rely on Horizon for supply of hydrogen fuel cell systems used in our FCEVs, as well as technical and operational support. Horizon may not be able or willing to meet our product specifications and performance characteristics or our desired specifications, quality, and performance and pricing, which could negatively impact our ability to achieve our requirements. We may be unable to obtain hydrogen fuel cell systems from Horizon or alternative suppliers at prices, volumes, and specifications acceptable to us, which could have a material adverse effect on our business, prospects, financial condition and operating results. In addition, our pricing arrangements with Horizon may be subject to challenge by tax authorities in the U.S., Singapore, China, the Netherlands, Australia, or elsewhere, and if our transfer pricing is challenged, we may be subject to fines, liability, potential double taxation or other sanctions by government bodies and our business could be adversely affected. While we believe that we will ultimately produce fuel cell systems to meet our needs, and will establish alternate supply relationships and can obtain or engineer replacement components for such single source inputs, we may be unable to do so in the short term (or at all) at prices or quality levels that are favorable to us, thereby requiring us to remain dependent on Horizon, which could have a material adverse effect on our business, prospects, financial condition and operating results.

***We depend on third parties for the supply of components and the assembly of our hydrogen-powered commercial vehicles.***

We depend on third-party suppliers to provide components for our FCEVs. We also depend on third-party assemblers to assemble our vehicles. To the extent that there are limitations on the availability of such components, either due to the unwillingness or inability of suppliers to produce and supply them to us or our assembly partners, or a change in governmental regulations or policies, we would need to develop capabilities in manufacturing such components or seek alternative suppliers, which may either not exist or if they do exist may be unwilling or unable to supply us. Either case could have a negative impact on our ability to sell our hydrogen-powered commercial vehicles at the prices, or achieve the margins, or in the timeframes that we anticipate.

## [Table of Contents](#)

Additionally, we depend on other partners to assemble vehicle components and our hydrogen fuel cell systems into our commercial vehicles in North America and we plan to do so in Europe and Australia. Using a third party for the integration, installation, and assembly of our commercial vehicles is subject to risks with respect to operations that are outside our control. We could experience delays if our partners do not meet agreed upon timelines or experience capacity constraints that make it impossible for us to fulfill purchase orders on time or at all. Our ability to build a premium brand could also be adversely affected by customer perceptions about the quality of our partners' products. In addition, although we will oversee each step of the supply chain, including vehicle alteration, installation, and assembly, and testing because we have no management control over, and therefore rely on, our partners to meet our quality standards, there can be no assurance that the final product will meet expected quality standards.

We may be unable to enter into new agreements or extend existing agreements with third-party suppliers and assemblers on terms and conditions acceptable to us and therefore may need to contract with other third parties or significantly add to our own manufacturing or assembly capacity. There can be no assurance that in such event we would be able to engage other third parties or establish or expand our own capabilities to meet our needs on acceptable terms or at all. The expense and time required to complete any transition, and to assure that our commercial vehicles assembled at facilities of new partners comply with our quality standards and regulatory requirements, may be greater than anticipated. Any of the foregoing could adversely affect our business, prospects, financial condition and operating results.

***We may not succeed in investing in hydrogen production, distribution, and refueling operations critical to supplying our customers with hydrogen to operate our FCEVs either at all or in part, and/or at the cost required to achieve TCO for potential Hyzon FCEV customers to drive their purchases of Hyzon FCEVs.***

As a key component of our business model, we intend to invest in hydrogen production, distribution, and refueling centers. Because of the limited availability of hydrogen and hydrogen refueling infrastructure today, our customers may demand that we supply or cause to be supplied hydrogen to enable them to operate our FCEVs. We may include the cost of hydrogen in the purchase price of our trucks.

The availability of clean hydrogen at a cost competitive with diesel fuel and with supporting hydrogen distribution and refueling infrastructure available in proximity to Hyzon customer fleets is vital to adoption of Hyzon FCEVs and the success of our business. There are many risks to our and other market participants' ability to bring this required infrastructure and hydrogen supply online at the cost, timing, and availability required to support Hyzon's fleet deployments. These risks include, but are not limited to, the possibility that Hyzon's hydrogen production partners are unable to produce hydrogen at the quantity, quality, carbon intensity, and/or cost required, or that those production plants are delayed or not built at all, which could be caused by a number of factors, including partner liquidity, construction market and execution risk, and quality of construction or installation. Some of Hyzon's hydrogen production partners have experienced or are experiencing delays in obtaining necessary permitting and licensure, and starting or completing construction. The availability and cost of hydrogen production feedstock, such as solid waste, biomass, and natural gas or RNG, are also risks to sustainable hydrogen production for Hyzon fleets. Additionally, Hyzon's ability to fund projects to establish the cost structure required for fleet TCO to drive FCEV purchases presents a risk that would be increased if other capital demands or cost increases to Hyzon absorb the capital allocated for hydrogen production investments. Finally, if an applicable LCFS or other subsidy upon which the hydrogen production economics are dependent in the near-term are reduced, modified or eliminated, or Hyzon and its partners are unable to secure such subsidies, the hydrogen cost to fleets may not support conversion at the TCO realized.

***Our investment in Raven S1 has not been impaired and may experience impairments up to and including a complete impairment of our investment.***

In July 2021 we invested in Raven SR, a renewable fuels company, to work towards building up to 100 hydrogen hubs across the U.S. and globally. On December 21, 2022, HZCI, the Company's wholly-owned subsidiary, entered into an ECCA with Chevron and Raven SR, whereby HZCI and Chevron agreed to invest in Raven S1, a wholly-owned subsidiary of Raven SR and a Delaware limited liability company. Raven S1 will develop, construct, operate and manage a solid waste-to-hydrogen generation production facility located in Richmond, California. The Company invested \$8.5 million at closing, and the remaining \$1.5 million is scheduled to be paid when construction of the facility is at least 50% complete and pre-commissioning activities have been initiated. The total \$10.0 million investment represents approximately 20% ownership in Raven S1.

## [Table of Contents](#)

Our \$2.5 million investment in Raven SR does not have a readily determinable fair value, and is measured at cost minus impairment, if any, plus or minus changes resulting from observable price changes in orderly transactions for identical or similar investments. The impairment analysis requires the Company to evaluate on an ongoing basis whether an investment has been impaired based on qualitative factors. The Company impaired Raven SR in the fourth quarter of 2023, due to Raven SR's financial condition, liquidity position, and access to capital resources. Should Raven SR's financial condition, liquidity, and access to capital experience additional challenges, we may be required to report further impairment charges, including a complete impairment of our investment.

Regarding the Company's \$8.5 million investment in Raven S1, the Company has determined that impairment related to investment in Raven SR does not have a significant adverse effect on the fair value of the Raven S1 while Raven S1 undergoes funding discussions with various potential investors. Should the Raven S1 project require additional development cost, experience further delays, or be unable to secure additional investment, the Company may determine that the investment is impaired and that the impairment has become other-than-temporary, and record an impairment up to a complete impairment of the balance.

There is no assurance that these and other investments we may make in hydrogen production or distribution businesses will be successful or that they will generate positive results in our financial statements. Should we impair or write off our investments, our results from operations may be negatively affected.

### ***Trade policies, treaties and tariffs, and the present conflict between Russia and Ukraine could have a material adverse effect on our business.***

We operate a global supply chain and depend on the availability of raw materials and components for our vehicles, including electrical components common in the semiconductor and commercial truck industries. Current uncertainty about the future relationship between the U.S. and certain countries, most significantly Russia and China, with respect to human rights, international affairs, environmental and trade policies, treaties, tariffs and taxes, may pose significant risks to our business.

The current U.S. presidential administration and U.S. Congress have made various changes to policies from past U.S. presidential administrations, and future changes could occur. While certain of these policies, including the passage in the United States Inflation Reduction Act of 2022, which provides for various tax and other incentives to help foster various clean energy initiatives, including hydrogen production, storage, and FCEVs, any policy change could have a material effect on global economic conditions and the stability of global financial markets, and could significantly reduce global trade and, in particular, trade between the impacted nations and the U.S. These uncertainties include: (i) economic sanctions and embargoes that could lead to major disruptions in markets for energy, goods and services; (ii) an increase in the inflation rate, making the prices of components and materials we purchase more expensive; (iii) the possibility of altering the existing tariffs or penalties on products manufactured outside the U.S., including the U.S. government's 25% tariff on a range of products from China; (iv) the effects stemming from the removal of such previously imposed tariffs; (v) subsequent tariffs imposed by the U.S. on any other U.S. trading partner such as China and Russia; and (vi) potential tariffs imposed by trading partners on U.S. goods. Any of the foregoing actions could increase our costs, which could have a material negative impact on our business.

We cannot predict whether, and to what extent, there may be changes to international trade agreements or whether quotas, duties, tariffs, exchange controls or other restrictions on our products will be changed or imposed. The current military conflicts between Russia and Ukraine and in Israel, and possible threats of a conflict between China and Taiwan, as well as related sanctions, export controls or other actions that may be initiated by private companies, and institutions, could adversely affect our business and/or our supply chain or our business partners or customers in other countries. Although we currently maintain alternative sources for raw materials, if we are unable to source our products from the countries where we wish to purchase them, either because of the occurrence or threat of wars or other conflicts, regulatory changes or for any other reason, or if the cost of doing so increases, it could have a material adverse effect on our business, financial condition and results of operations. Disruptions in the supply of raw materials and components could temporarily impair our ability to manufacture our products for our customers or require us to pay higher prices to obtain these raw materials or components from other sources, which could have a material adverse effect on our business and our results of operations.

***We depend upon our relationship with Horizon and Horizon's subsidiaries, including in respect of the Horizon Supply Agreement and the IP Agreement.***

We depend on agreements entered into with Horizon's subsidiaries, including those for supply of hydrogen fuel cell systems where Horizon serves as our sole fuel cell system supplier, joint ownership and licenses of certain IP, and support in the fuel cell process manufacturing know-how and testing. We are highly dependent on Horizon for our fuel cell systems' design, production, product safety, and quality control program and procedures, and have limited ability to influence the standards, controls, processes, and procedures that Horizon adopts and follows over these critical areas.

Certain of our patented IP is jointly owned with JS with JS Horizon and JS Powertrain pursuant to the IP Agreement. Protecting or enforcing our rights in this IP may be difficult if JS Horizon or JS Powertrain refuses to join in our enforcement actions. Further, the nature and scope of our IP rights may restrict us from expanding our business with additional product lines and commercialization opportunities. Additionally, our relationship with Horizon or Hymas may be interrupted or deteriorate, and Horizon or its subsidiaries may delay performance of or breach their contractual obligations to us, which could materially adversely affect our business, prospects, financial condition and operating results.

Additionally, although we have endeavored to enter into agreements with Horizon and its affiliates on market terms, our agreements with Horizon and its affiliates may not reflect terms that would have resulted from arm's-length negotiations with unaffiliated third parties. If such arrangements are considered unenforceable or otherwise impermissible, we may be subject to fines, liability, tax penalties or sanctions by courts or other government bodies. Please see the section Item 1 entitled "*Business – Intellectual Property*" for additional information concerning our agreements with Horizon and its affiliates.

Under the IP Agreement, JS Horizon and JS Powertrain assigned to Hyzon a joint ownership interest in certain intellectual property rights owned by JS Horizon and JS Powertrain relating to fuel cell technologies and mobility products, and each of Hyzon and JS Horizon granted to the other exclusive rights to use such jointly owned intellectual property rights within such other party's field of use, as well as certain rights in improvements made in the future with respect thereto. Our field of use under the Horizon IP Agreement includes the manufacture, commercialization and other exploitation of mobility products throughout the world, as well as fuel cells designed for use in mobility products commercialized outside of identified countries in Asia, Africa, and South America. JS Horizon and JS Powertrain's fields of use under the IP Agreement includes the manufacture, commercialization and other exploitation throughout the world of fuel cells not designed for use in mobility products, as well as fuel cells designed for use in mobility products commercialized within identified countries in Asia, Africa, and South America. However, any of the above could materially adversely affect our business, prospects, financial condition and operating results.

***We have not yet conducted the levels of durability and other key product testing necessary to determine the expected lives of our fuel cells, fuel cell systems and FCEVs.***

We have conducted limited operations since our formation in 2020, and we have only assembled a limited number of prototype or early production FCEVs incorporating our fuel cell stacks and systems. We have not commenced production of our 200kW fuel cells. Accordingly, we have not been able to conduct the levels of durability testing necessary for us to evaluate the expected lives and long term performance of our FCEVs, fuel cell stacks, fuel cell systems, and their subsystems and components. The lack of such testing could result in our products not being competitive in the marketplace, or could pose a risk that we do not detect design or production-related defects, and any such defects could adversely affect our reputation, result in delivery delays, product recalls, product liability claims, and significant warranty and other expenses, and subject us to claims or litigation, thereby negatively impacting our business, financial condition, and operating results. There can be no assurance as to the operational life of these products and components or that we will be able to detect and fix such design or production-related defects prior to their sale.

***Our former majority shareholder, and current and former executive officers and directors and their affiliates, are able to exercise a significant level of control over all matters requiring stockholder approval, and the interests of our majority shareholder, executive officers and directors and their affiliates may conflict with the interests of the Company and our other shareholders.***

As of December 31, 2023, Hymas, a 75.83% indirectly owned subsidiary of Horizon beneficially own, directly or indirectly, 99,077,548 million shares, approximately 40.4% of our outstanding common stock. On February 8, 2024, Horizon and Hymas, together with former Executive Chairman, George Gu, jointly filed a sixth amendment Schedule 13D reporting that such persons may be deemed to beneficially own 92,647,986 approximately 37.8% of our total outstanding shares of common stock as of December 31, 2023. In addition, as of March 1, 2024, our directors and executive officers as a group beneficially own approximately 1.4% of our outstanding common stock.

As a result, these stockholders will be able to exercise a significant level of control over all matters requiring stockholder approval, including the election of directors, any amendment of our second amended and restated certificate of incorporation, or our Certificate of Incorporation, and approval of significant corporate transactions. This control could have the effect of delaying or preventing a change of control or changes in management and will make the approval of certain transactions difficult or impossible without the support of these stockholders. In addition, our former controlling shareholders (Hymas and Horizon), as well as executive officers, directors, and their affiliates, may be able to exercise a significant level of influence over matters requiring the Company's stockholders' approval, and the interests of our former majority shareholders, our executive officers, directors, and their affiliates, may conflict with the interests of the Company and our other shareholders.

***Certain of our directors and employees are now affiliated with Horizon, which is engaged in business activities similar to ours, and, accordingly, may have conflicts of interest including, but not limited to, in allocating their time and determining to which entity a particular business opportunity should be presented.***

We intend to produce hydrogen-powered commercial vehicles and hydrogen fuel cell systems. Horizon engages in the hydrogen fuel cell business and may compete for the sale of hydrogen fuel cell systems in certain territories with us that are not prohibited by the exclusivity provided in the IP agreement.

Certain of our directors, employees, contractors and consultants are affiliated with Horizon. In particular, George Gu, our former Chairman of our Board who also previously served as our Executive Chairman, serves as the Chairman of the Board of Horizon. In addition, certain directors, employees, contractors, and consultants could or will hold stock in both Hyzon and Horizon, and its affiliates. As a result, our directors, officers, and employees could have conflicts of interest, including but not limited to in respect of our contractual relationships with Horizon, and decisions of whether to present business opportunities to us or to Horizon. These conflicts may not be resolved in our favor, which may result in the terms of our contractual relationships with Horizon or its subsidiaries being not as advantageous to us as they would be absent any conflicts of interest, management spending less time on our business than they would absent any conflicts of interest, or potential business opportunities being presented to Horizon instead of us. We have adopted our Related Party Transactions and Code of Business Conduct Ethics policies which apply to certain related person transactions and can be found on the investor relations page of our website at [www.hyzonfuelcell.com](http://www.hyzonfuelcell.com). These policies are subject to the review by our Board and Audit Committee.

***Our private placement warrants are accounted for as liabilities and the changes in value of our warrants could have a material effect on our financial results.***

We classify our private placement warrants as derivative liabilities measured at fair value, with changes in fair value reported in our Consolidated Statements of Operations and Comprehensive Loss for each reporting period. As a result of the recurring fair value measurement, our financial statements and results of operations may fluctuate quarterly, based on factors which are outside of our control. Due to the recurring fair value measurement, we expect that we will recognize non-cash gains or losses on our private placement warrants each reporting period and that the amount of such gains or losses could be material.

***There are inherent limitations in all control systems, and misstatements due to error or fraud that could seriously harm our business may occur and not be detected.***

Our management does not expect that our internal and disclosure controls will prevent all possible errors and fraud. A control system, no matter how well conceived and operated, can provide only reasonable, not absolute, assurance that the objectives of the control system are met. In addition, the design of a control system must reflect the fact that there are resource constraints and the benefit of controls must be relative to their costs. Because of the inherent limitations in all control systems, an evaluation of controls can only provide reasonable assurance that all material control issues and instances of fraud, if any, in Hyzon have been detected. These inherent limitations include the realities that judgments in decision-making can be faulty and that breakdowns can occur because of simple error or mistake. Further, controls can be circumvented by the individual acts of some persons or by collusion of two or more persons. The design of any system of controls is based in part upon certain assumptions about the likelihood of future events, and there can be no assurance that any design will succeed in achieving its stated goals under all potential future conditions. Because of inherent limitations in a cost-effective control system, misstatements due to error or fraud may occur and not be detected. A failure of our controls and procedures to detect error or fraud could seriously harm our business and results of operations.

***Cyber incidents or attacks directed at us could result in information theft, data corruption, operational disruption and/or financial loss.***

We depend on digital technologies, including information systems, infrastructure and cloud applications and services, including those of third parties with which we may deal. Sophisticated and deliberate attacks on, or security breaches in, our systems or infrastructure, or the systems or infrastructure of third parties or the cloud, or from individuals within our organization, could lead to corruption or misappropriation of our assets, proprietary information and sensitive or confidential data. As an early-stage company without significant investments in data security protection, we may not be sufficiently protected against such occurrences. Moreover, security incidents can result in the diversion of funds and interruptions, delays or outages in our operations and services, including due to ransomware attacks, which have increased in frequency and severity. We may not have sufficient resources to adequately protect against, or to investigate and remediate any vulnerability to, cyber incidents or thefts of our trade secrets or other proprietary and confidential information consistent with applicable laws and regulations protecting individual privacy rights. Such privacy laws and regulations can and do impose potentially significant fines and penalties for not adequately protecting individuals' personal information, as well as subject us to potential litigation. It is possible that any of these occurrences, or a combination of them, could have adverse consequences on our business and results of operations, lead to financial loss, and subject us to substantial and costly litigation.

***We may face legal challenges and other resistance attempting to sell our vehicles which could materially adversely affect our sales and costs.***

To date, our sales of FCEVs have been made directly to our customers or through dealers. Our FCEV sales plan in the U.S. includes both direct sales to end customers, as well as sales through dealers. We may also generate revenue from upfit services.

In the U.S., most states require a license to sell motor vehicles (including commercial vehicles like ours) within the state. Some states prohibit manufacturers from selling motor vehicles directly to customers. In other states, manufacturers must operate a physical dealership within the state to deliver vehicles to customers. Individual state law may dictate our available sales path to market. We may not be able to sell directly to customers in every state. We may also be unsuccessful in attracting dealers to carry our brand, which could pose not only sales risk but also limit our ability to service and support our customers.

We are currently not registered as a dealer in any state. In states where we may seek to sell vehicles directly to customers, there is uncertainty as to whether we will be able to sell and deliver vehicles directly to customers, as well as service those vehicles. In some states, we would not be classified as vehicle "manufacturer", but instead are classified by state regulators as a vehicle "converter" where we are not required to obtain a manufacturer's license. For customers residing in states where we will not be allowed to sell or deliver vehicles, we may have to arrange alternate methods of delivery of vehicles. These methods may include delivering vehicles to adjacent or nearby states in which we are allowed to directly sell and ship vehicles and arranging for the customer to transport the vehicles to their home states. These workarounds could add significant complexity to our business model, create logistics and operational issues for our customers, and could materially adversely affect our sales and profitability. For more information see the section entitled "Risks Related to Litigation and Regulation" below.



***We do not currently have any leasing arrangements finalized to offer our customers financing, but we may offer a bundled lease option or other alternative structure to customers which would expose us to credit and residual value risk.***

We currently do not have in place a relationship with a third-party lessor to provide lease financing to our customers. While we may seek to offer bundled leasing of our vehicles or other financing structures to potential customers through a third-party financing partner, we have no assurance that a third-party financing partner will be able or willing to provide the leasing services on terms acceptable to us and end customers, or to provide financing at all. Furthermore, offering leasing to customers may expose us to risks commonly associated with the extension of credit. Credit risk is the potential loss that may arise from any failure in the ability or willingness of the customer to fulfil its contractual obligations - including payment – when they fall due. The longer we may finance customers, the more working capital we will consume. Competitive pressure and challenging markets may increase credit risk through leases to financially weak customers, extended payment terms and leases into new and immature markets. This could have a material adverse effect on our business, prospects, financial results, cash flow and results of operations. If a majority of our customers decide to lease our vehicles instead of purchasing or requesting an upfit service, our expected revenue in early years could be significantly reduced and the return on working capital deployment could be significantly delayed.

***If our vehicles fail to perform as expected, our ability to develop, market and sell or lease our FCEVs could be harmed.***

Our vehicles may contain defects in design and manufacture that may cause them not to perform as expected or may require repair. The extensive modifications that we make to OEMs' vehicles to convert them to FCEVs may void the OEMs vehicle warranty, and our customers may require that we assume liability for vehicle warranty-related repairs to vehicle components or parts that we do not modify or change. We currently have no frame of reference to evaluate the performance of our vehicles upon which our business prospects depend. For example, our vehicles use a substantial amount of software to operate which will require modification and updates over the life of the vehicle. Software products are inherently complex and often contain defects and errors when first introduced. We have limited experience in writing such software.

There can be no assurance that we will be able to detect and fix any defects in our vehicles' hardware or software prior to commencing customer sales or post sale. We may experience recalls in the future, which could adversely affect our brand in our target markets and could adversely affect our business, prospects, and results of operations. Our vehicles may not perform consistent with our warranty, customers' expectations, or consistent with other vehicles that may become available. Any product defects or any other failure of our trucks to perform as expected could harm our reputation and result in adverse publicity, lost revenue, delivery delays, product recalls, product liability claims and significant warranty and other expenses, and could have a material adverse impact on our business, financial condition, operating results, and prospects.

***We have limited experience servicing our vehicles. If we are unable to address the service requirements of our customers, our business will be materially and adversely affected.***

Because we have had limited production and sales of our vehicles, we have little-to-no experience servicing or repairing them. We also lack the infrastructure and geographic locations to service our FCEVs. Servicing FCEVs is different than servicing vehicles with ICE and requires specialized skills, including high voltage training and servicing techniques. We may decide to partner with a third party to perform some or all of the maintenance on our trucks, and there can be no assurance that we will be able to enter into an acceptable arrangement with any such third-party provider. Even if we do enter into contractual arrangements with third-party service or repair providers, there is no assurance that such providers will have the skills, knowledge, and experience necessary to service our vehicles. If we cannot satisfactorily service or repair our vehicles, or train third parties to do so, as determined by our customers (many of whom will rely on our vehicle for mission critical operations), our customers, our business and prospects will be materially and adversely affected.

In addition, the motor vehicle industry laws in many states require that service facilities be available to service vehicles physically sold from locations in the state. While we anticipate developing a service program that would satisfy regulators in these circumstances, the specifics of our service program are still in development and may need to be restructured to comply with state law, which may impact our business, financial condition, operating results, and prospects.

***Insufficient warranty reserves to cover future warranty claims could materially adversely affect our business, prospects, financial condition, and operating results.***

We will maintain warranty reserves to cover warranty-related claims associated with our vehicles. We will be liable for warranty claims for our vehicle because the work we perform on vehicles we purchase from OEMs to assemble them with our fuel cell propulsion systems and other components generally may void OEM warranties. Some customers may also require that we provide post warranty support. If our warranty reserves are inadequate to cover future warranty claims on our vehicles, our business, prospects, financial condition, and operating results could be materially and adversely affected. We may become subject to significant and unexpected warranty expenses. There can be no assurances that then-existing warranty reserves will be sufficient to cover all claims.

***Certain FCEV customer contracts contain buyback clauses which, if triggered, may materially and adversely affect the Company's cash flows, results of operations and may harm customer relationships and our product and Company reputation.***

We have entered into certain customer contracts that contain buyback clauses that require the Company to repurchase FCEVs sold under the respective contract at the customer's option. These buyback clauses are generally limited to specified terms and conditions in the respective contract, including the applicable repurchase price, time period during which the customer may exercise the option, and the effect of exercising the option in connection with upgrading to a future FCEV model. As a result, the Company will need to maintain sufficient liquidity to satisfy its contractual obligation to buy back FCEVs. To the extent that buyback options are exercised materially in excess of our projections, or if there is a perception that, as a result of customers exercising these buyback options, FCEVs contain errors or defects, this could affect our credibility, harm the market acceptance and sales of our products, adversely impact our cash flows, and have a material adverse effect on our business, financial condition and results of operations.

In addition, when the customers have an economic incentive to exercise the trade-in or buyback options at the contract inception, we are required to report this type of transaction as an operating lease under U.S. GAAP, specifically FASB's Accounting Standards Codification Topic 842, Leases. As a result of applying these lease accounting rules, the timing of revenue we recognize or expense we incur from the this type of transaction in any period may be delayed despite the fact that we receive full payment upfront.

***Any unauthorized control or manipulation of our vehicles' systems could result in loss of confidence in us and our vehicles and harm our business.***

Our vehicles contain or are planned to contain complex information technology systems such as telematics and built-in data connectivity to accept and install periodic remote "over-the-air" updates to improve or update functionality. We or our technology vendors have designed, implemented, and tested security measures intended to prevent unauthorized access to our information technology networks, our trucks and related systems. However, hackers may attempt to gain unauthorized access to modify, alter, and use such networks, vehicles, and systems to gain control of or to change our vehicles' functionality, user interface and performance characteristics, or to gain access to data stored in or generated by the vehicle. Future vulnerabilities could be identified and our efforts to remediate such vulnerabilities may not be successful. Any unauthorized access to or control of our vehicles or their systems, or any loss of customer data, could result in legal claims or proceedings. In addition, regardless of their veracity, reports of unauthorized access to our vehicles, systems, or data, as well as other factors that may result in the perception that our vehicles, systems, or data are capable of being "hacked", could negatively affect our brand and harm our business, prospects, financial condition, and operating results.

***Interruption or failure of our information technology and communications systems could impact our ability to effectively provide our services.***

Our FCEVs are equipped with in-vehicle services and functionality, or “telematics” that utilize data connectivity to monitor performance and timely capture opportunities for performance monitoring and potential cost-saving preventative maintenance. The availability and effectiveness of our services depend on the continued operation of information technology and communications systems, which we have yet to develop. Our systems and those of any providers we may work with will be vulnerable to damage or interruption from, among others, fire, terrorist attacks, hackers, natural disasters, power loss, telecommunications failures, computer viruses, computer denial of service attacks or other attempts to harm our systems. Data centers where we and our providers store our and our customers’ electronic data could also be subject to break-ins, sabotage and intentional acts of vandalism causing potential disruptions. Some of our systems will not be fully redundant, and our disaster recovery planning cannot account for all eventualities. Any problems at our data centers or data center providers could result in lengthy interruptions in our service. In addition, our trucks are highly technical and complex and may contain errors or vulnerabilities, which could result in interruptions in our business or the failure of our systems.

***We lack contractual relationships with truck OEMs, thereby putting us at risk of not sourcing truck chassis to convert to FCEVs.***

We have not entered into supply agreements with large truck OEMs for chassis we need to convert to FCEVs. We are at risk that purchase orders for chassis on OEMs may not be fulfilled in time, if at all, to meet our contractual obligations to our customers or demand that may exist for our FCEVs. Similarly, truck OEMs that do have supply contracts with our customers to supply trucks to our customers desiring to have us convert to FCEVs may refuse to sell trucks scheduled for conversion, or should they agree to sell trucks, severely limit or void their warranties.

***Unfavorable publicity, including related to adverse financial reports, regulatory investigations or litigation, or a failure to respond effectively to adverse publicity, could harm our reputation and adversely affect our business.***

As an early-stage, publicly traded company, maintaining and enhancing our brand and reputation is critical to our ability to attract and retain employees, partners, customers, and investors, and to mitigate legislative or regulatory scrutiny, litigation, and government investigations.

Negative publicity has adversely affected our brand and reputation and our stock price. Negative publicity may result from allegations of fraud, improper business practices, employee misconduct, unfair employment practices, information technology breaches or failures or any other matters that could give rise to litigation and/or governmental investigations. Adverse publicity and its effect on overall public perceptions of our brand, or our failure to respond effectively to adverse publicity, could have a material adverse effect on our business.

On September 28, 2021, Blue Orca Capital issued a report indicating that it had taken a short position in the Company’s stock and making various allegations about the Company’s business, including allegations about the nature and viability of the Company’s potential customers, the accuracy of the Company’s disclosures and the Company’s financial projections. Following that report, the Company and certain of its officers and directors were named in various putative class action securities lawsuits, and the Company’s directors and certain former directors of DCRB also were named in separate shareholder derivative lawsuits.

On January 12, 2022, the Company announced that it had received a subpoena from the SEC for production of documents and information, including documents and information related to the allegations made in the report issued by Blue Orca Capital, and that the Company was cooperating with the SEC. In September 2023, we announced that we settled all claims brought by the SEC against us, neither admitting nor denying the SEC’s allegations. The settlement provides that Hyzon will pay a civil monetary penalty of \$25.0 million in three installments: \$8.5 million within 30 days of entry of final judgment; \$8.5 million by December 31, 2024; and \$8.0 million within 730 days of entry of final judgment. On January 16, 2024, the U.S. District Court for the Western District of New York entered final judgment approving the settlement, and in the same month we paid the first \$8.5 million installment.

## [Table of Contents](#)

Because of these events, certain of the Company's potential suppliers and partners indicated that they were suspending negotiations with us concerning supplying us with key components necessary to produce our vehicles. The negative publicity stemming from the Blue Orca article has adversely affected our brand and reputation as well as our stock price which makes it more difficult for us to attract and retain employees, partners and customers, raise additional financing, reduces confidence in our products and services, harms investor confidence and the market price of our securities, invites legislative and regulatory scrutiny, and has resulted in litigation and governmental investigations. As a result, some customers, potential customers, partners and potential partners have failed to award us additional business or cancelled or sought to cancel existing contracts or otherwise, directed or may direct future business to our competitors, and may in the future take similar actions, and investors may invest in our competitors instead of us. See Legal Proceedings in Note 14. Commitments and Contingencies, to our consolidated financial statements included elsewhere in this Annual Report on Form 10-K and incorporated herein by reference.

The successful rehabilitation of our brand will depend largely on regaining and maintaining a good reputation, meeting our vehicle commercialization schedules, satisfying the requirements of customers, meeting our fueling commitments under our future bundled lease arrangements or other customer arrangements, maintaining a high quality of service under our future bundled lease arrangements, improving our compliance programs, and continuing our marketing and public relations efforts. We have incurred expenses related to our brand promotion, reputation building, and media strategies and our efforts may not be successful. We anticipate that other competitors and potential competitors will expand their offerings, which will make maintaining and enhancing our reputation and brand increasingly more difficult and expensive. If we fail to successfully rehabilitate our brand in the current or future competitive environment or if events similar to the negative publicity occur in the future, our brand and reputation would be further damaged and our business may suffer.

Although we maintain insurance for the disruption of our business and director and officer liability insurance, these insurance policies may not be sufficient to cover all our potential losses and may not continue to be available to us on acceptable terms, if at all.

***Our insurance coverage and risk management program may not be adequate to protect us from all business risks.***

We may be subject to risks and losses resulting from products liability, accidents, acts of God and other claims against us for which we may have inadequate or no insurance coverage. The insurance coverage that we do maintain may include significant deductibles or self-insured retentions, policy limitations, and exclusions, and we cannot be certain that our insurance coverage will be sufficient to cover us against all future losses or claims. We have also been financially responsible for indemnifying certain third-parties and individuals in connection with the SEC investigation and litigation for which we have no insurance coverage. A loss that is uninsured or which exceeds our policies' limits may require us to pay substantial amounts, which may harm our financial condition and operating results.

***Adverse developments affecting the financial services industry, including events or concerns involving liquidity, defaults or non-performance by financial institutions or transactional counterparties, could adversely affect our current and projected business operations, financial condition and results of operations.***

Events involving limited liquidity, defaults, non-performance or other adverse developments that affect financial institutions, transactional counterparties or other companies in the financial services industry or the financial services industry generally, or concerns or rumors about any events of these kinds or other similar risks, have in the past and may in the future lead to market-wide liquidity problems. For example, on March 10, 2023, Silicon Valley Bank was closed by the California Department of Financial Protection and Innovation, which appointed the Federal Deposit Insurance Corporation ("FDIC") as receiver. Similarly, on March 12, 2023, Signature Bank and Silvergate Capital Corp. were each swept into receivership.

Our available cash and cash equivalents are held in accounts with or managed by financial institutions. The amount of cash in our operating accounts exceeds the FDIC insurance limits. While we monitor our accounts regularly and adjust our balances as appropriate, the valuation of, or our access to, these accounts could be negatively impacted if the underlying financial institutions fail or become subject to other adverse conditions in the financial markets. The operations of U.S. and global financial services institutions are interconnected and the performance and financial strength of specific institutions are subject to rapid change, the timing and extent of which cannot be known. To date, we have experienced no realized losses on, or lack of access to, our cash and cash equivalents held in operating accounts as a result of adverse conditions in the financial markets or with respect to financial institutions; however, we can provide no assurance that access to our cash and cash equivalents held in operating accounts will not be impacted by such adverse conditions in the future.

## [Table of Contents](#)

Although we assess our banking and customer relationships as we believe necessary or appropriate, our access to funding sources and other credit arrangements in amounts adequate to finance or capitalize our current and projected future business operations could be significantly impaired by factors that affect us, the financial services industry or economy in general. These factors could include, among others, events such as liquidity constraints or failures, the ability to perform obligations under various types of financial, credit or liquidity agreements or arrangements, disruptions or instability in the financial services industry or financial markets, or concerns or negative expectations about the prospects for companies in the financial services industry. These factors could involve financial institutions or financial services industry companies with which we have financial or business relationships but could also include factors involving financial markets or the financial services industry generally.

In addition, investor concerns regarding the U.S. or international financial systems could result in less favorable commercial financing terms, including higher interest rates or costs and tighter financial and operating covenants, or systemic limitations on access to credit and liquidity sources, thereby making it more difficult for us to acquire financing on acceptable terms or at all. Any decline in available funding or access to our cash and liquidity resources could, among other risks, adversely impact our ability to meet our operating expenses, financial obligations or fulfill our other obligations, result in breaches of our contractual obligations or result in violations of federal or state wage and hour laws. Any of these impacts, or any other impacts resulting from the factors described above or other related or similar factors not described above, could have material adverse impacts on our liquidity and our business, financial condition or results of operations.

***Our corporate restructuring and the associated headcount reduction may not result in anticipated savings, could result in total costs and expenses that are greater than expected and could disrupt our business.***

In July 2023, the Company's board of directors approved a restructuring plan (the "Restructuring Program") to improve operational effectiveness and cost reduction, including its workforce. Pursuant to the Restructuring Program, the Company expects to rationalize its global footprint, implement a shared service model for procurement and engineering, and transition to a third-party assembly model for FCEV upfit services. See Note 4. Restructuring and Related Charges to our consolidated financial statements included elsewhere in this Annual Report on Form 10-K for more details on the restructuring.

We may not realize, in full or in part, the anticipated benefits, savings and improvements in our cost structure from our restructuring efforts due to unforeseen difficulties, delays, or unexpected costs. If we are unable to realize the expected operational efficiencies and cost savings from the restructuring, our operating results and financial condition would be adversely affected. Furthermore, our restructuring plan may be disruptive to our operations. For example, our headcount reductions could yield unanticipated consequences, such as increased difficulties in implementing our business strategy, including retention of our remaining employees. Employment-related litigation related to the headcount reduction could be costly and prevent management from fully concentrating on the business.

Any future growth would impose significant added responsibilities on members of management, including the need to identify, recruit, maintain and integrate additional employees. Due to our limited resources, we may not be able to effectively manage our operations or recruit and retain qualified personnel, which may result in weaknesses in our infrastructure and operations, risks that we may not be able to comply with legal and regulatory requirements, and loss of employees and reduced productivity among remaining employees.

## Risks Related to Intellectual Property

*We may be unable to expand on our intellectual property portfolio or otherwise develop the technology needed to operate our business.*

We co-own the majority of our Intellectual Property with affiliates of our former controlling shareholder, Horizon Fuel Cell Technology PTE Ltd. A portion of the intellectual property that we own was assigned to us by JS Horizon and JS Powertrain pursuant to the IP Agreement. Some of the technology based on this intellectual property is in the early-stages of development and it is possible that we will be unable to successfully build on the portfolio of intellectual property that was assigned to us by JS Horizon and JS Powertrain. Additionally, the IP Agreement provides in part that "Improvements" which any party may make or have made to the covered intellectual property are owned by that party making or having made such Improvements, and while the other parties shall have license rights in and to such Improvements, the party making or having made the Improvements is under no obligation to disclose the Improvements to the other parties. To the extent that the Horizon parties are not willing or able to disclose to us Improvements they may make or have made, we may not be able to exploit them, thereby putting us at a serious disadvantage in developing or perfecting our intellectual property, and as a result, our business operations may be materially negatively affected.

As previously described, in October 2023 we announced that we and the Horizon signatories to the IP Agreement entered into the Second Amendment. The Second Amendment's provisions include Hyzon obtaining license rights to exploit fuel cell technology under the IP Agreement for stationary or non-mobility applications in North America. Hyzon, in turn, granted a license to the Horizon signatories to exploit fuel cell technology under the Agreement for specified mobility applications, including automobiles, aviation, and trains. The Second Amendment also provides that the parties will collaborate on the development of a 300kW fuel cell system. The Second Amendment includes a provision that sunsets the IP Agreement in September 2030.

Our ability to refine and grow our portfolio of intellectual property and technology also depends on other factors, including our ability to work collaboratively with Horizon for the continued development of intellectual property, including the development of a planned 300kW fuel cell system, our ability to attract and retain a skilled technical workforce, and our ability to devote sufficient resources to R&D efforts. Our failure to continue development of our intellectual property and technology portfolio could materially adversely affect our business, prospects, financial condition and operating results.

*We may need to defend ourselves against patent, copyright, trademark, trade secret or other intellectual property infringement or misappropriation claims, which may be time-consuming and cause us to incur substantial costs.*

Companies, organizations or individuals, including our competitors, may own or obtain patents, copyrights, trademarks, trade secrets or other intellectual property or proprietary rights (collectively, "IP") that would prevent or limit our ability to manufacture or sell our hydrogen-powered commercial vehicles or hydrogen fuel cell systems, which could make it more difficult for us to operate our business. We may receive inquiries from IP owners inquiring whether we infringed upon or misappropriated their proprietary rights. Companies owning IP, including those relating to hydrogen-powered mobility products or hydrogen fuel cell technologies, may allege infringement or misappropriation of such rights. In response to a determination that we have infringed upon or misappropriated a third-party's IP, we may be required to do one or more of the following:

- cease development, sales or use of our products that incorporate or are covered by the asserted IP;
- pay substantial damages, including through indemnification obligations;
- obtain a license from the owner of the asserted IP, which license may not be available on reasonable terms or at all; or
- redesign one or more aspects of our hydrogen-powered commercial vehicles or hydrogen fuel cell systems.

A successful claim of infringement or misappropriation against us could materially adversely affect our business, prospects, financial condition and operating results. Any legal proceedings or claims, whether valid or invalid, could result in substantial costs and diversion of resources.

***Our business may be adversely affected if we are unable to protect our intellectual property rights from unauthorized use by third parties.***

Our success depends on our ability to protect our IP, and the failure to adequately protect or enforce our IP could result in our competitors offering products similar to ours, which would adversely affect our business, prospects, financial condition and operating results. We will rely on a combination of patents, trade secrets (including know-how), employee and third-party nondisclosure agreements, copyrights, trademarks, intellectual property licenses, and other contractual rights to establish and protect our rights in our technology. The measures we take to protect our IP from infringement or misappropriation by others may not be effective for various reasons, including the following:

- any patent applications we submit or currently have pending may not result in the issuance of patents;
- the scope of our issued patents, including our patent claims, may not be broad enough to protect our proprietary rights;
- our issued patents may be challenged or invalidated;
- our employees, customers or business partners may breach their confidentiality, non-disclosure and non-use obligations to us;
- we fail or are determined by a court of competent jurisdiction to have failed to make reasonable efforts to protect our trade secrets;
- third parties may independently develop technologies that are the same or similar to ours;
- we may not be successful in enforcing our IP portfolio against third parties who are infringing or misappropriating such IP, for a number of reasons, including substantive and procedural legal impediments;
- our trademarks may not be valid or enforceable, and our efforts to police unauthorized use of our trademarks may be deemed insufficient to satisfy legal requirements throughout the world;
- the costs associated with enforcing patents, confidentiality and invention agreements or other IP may make enforcement impracticable; and
- current and future competitors may circumvent or design around our IP.

Additionally, IP laws vary throughout the world. Some foreign countries do not protect IP to the same extent as do the laws of the U.S. Further, policing the unauthorized use of our IP in foreign jurisdictions may be difficult. Therefore, our IP may not be as strong and expansive, or as easily enforced, outside of the U.S.

***Our patent applications may not issue or if issued, may not provide sufficient protection, which may have a material adverse effect on our ability to prevent others from commercially exploiting products similar to ours.***

We cannot be certain that we are the first inventor of the subject matter for which we have filed a particular patent application, or if we are the first party to file such a patent application. If another party has invented or filed a patent application with respect to the same subject matter as we have, we may not be entitled to the protection sought by our applicable patent applications. We also cannot be certain that all the claims included in a patent application will ultimately be allowed in the applicable issued patent. Further, the scope of protection provided by issued patent claims is often difficult to determine. Although we have filed and may continue to file provisional patent applications with the U.S. Patent and Trademark Office, we may not file a non-provisional patent application within the required one-year time period, if at all, and that even if we do file a non-provisional application, there is no guarantee that a non-provisional patent will be issued. As a result, we cannot be certain that the patent applications that we file will issue, or that our issued patents will afford protection against competitors with similar technology. In addition, even if all our patent claims are allowed and cover their intended scope, our competitors may circumvent or design around our issued patents, which may adversely affect our business, prospects, financial condition and operating results.

## Risks Related to the Hydrogen Fuel Cell Industry

*Our hydrogen vehicles compete for market share with vehicles powered by other technologies that may prove to be more attractive to customers. Decreases in the price of gasoline and natural gas and the availability of alternative powered vehicles could delay or prevent transition to hydrogen vehicles.*

Our hydrogen vehicles compete for market share with vehicles fueled by alternative energy sources. If alternative energy powered vehicles are available and the prices of alternative sources are lower than energy sources used by our products, offer greater efficiencies, greater reliability or otherwise benefit from other factors resulting in overall lower TCO, this could decrease incentives to transition to hydrogen vehicles, adversely impact sales of our products and affect the commercial success of our vehicles or make our vehicles non-competitive or obsolete. Fuel prices, including volatility in the cost of diesel or a prolonged period of low gasoline and natural gas costs, could decrease incentives to transition to hydrogen vehicles. Moreover, there is no guarantee that commercial customers will prefer hydrogen vehicles over other zero-emission or near zero-emission vehicles, such as electric vehicles; to the extent that other zero-emission or near zero-emission vehicles have lower total costs of ownership or better sustainability profiles, it may adversely impact sales of our products or the commercial success of our vehicles.

*Developments in alternative technology improvements in the ICE may adversely affect the demand for our trucks.*

Developments in alternative technologies such as advanced diesel, ethanol, or compressed natural gas, or improvements in the fuel economy of the ICE, may materially and adversely affect our business and prospects in ways we do not currently anticipate. Other fuels or sources of energy may emerge as customers' preferred alternative to hydrogen-based solutions. Any failure by us to develop new or enhanced technologies or processes, or to react to changes in existing technologies, could materially delay our development and introduction of new and enhanced FCEVs, which could result in the loss of competitiveness of our vehicles, decreased revenue, and a loss of market share to competitors. Our R&D efforts may not be sufficient to adapt to changes in alternative fuel and electric vehicle technology. As technologies change, we will be forced to upgrade or adapt our vehicles and increase investment in R&D.

*Our products use flammable fuels, and some generate high voltages, which could subject our business to product safety, product liability, other claims, product recalls, or negative publicity.*

High-voltage electricity poses potential shock hazards, and hydrogen is a flammable gas and therefore a potentially dangerous fuel. Any accidents involving or linked to, defects in design or manufacturing of, or any negative publicity surrounding hydrogen-powered vehicles, including those produced by us, or the production, transportation or use of hydrogen generally could materially impede our business. If any of our products are or are alleged to be defective in design or manufacturing or experience other failures, including with respect to the safety of hydrogen or the efficiency and performance of hydrogen fuel cells, we may be compelled to undertake product recalls or take other actions, which could adversely affect our business, prospects, operating results, reputation and financial condition. Insufficient warranty reserves to cover future warranty claims could adversely affect our business, prospects, financial condition and operating results. In addition, we may be held responsible for damages beyond the scope of our insurance coverage.



## Risks Related to Litigation and Regulation

*We operate in a highly regulated industry. The failure to comply with laws or regulations could subject us to significant regulatory risk, and changing laws and regulations and changing enforcement policies and priorities could adversely affect our business, prospects, financial condition and operating results.*

The motor vehicle manufacturing and hydrogen industries in general are highly regulated in most countries, and if we fail to comply with national, federal, state and local laws, rules, regulations and guidance, including those related to hydrogen-powered vehicle safety and direct sales to customers as well as hydrogen production, storage and transportation, our business could be adversely affected. Different safety standards and regulatory requirements apply to vehicles that we alter or modify for sale or operation in jurisdictions outside of the U.S., including UNECE standards. Failure of such vehicles to comply with those safety standards and regulations could have an adverse effect on our business reputation, prospects, financial condition, and cash flows. We will be subject to licensing and operational requirements that could result in substantial compliance costs, and our business would be adversely affected if our licenses are impaired. Litigation, regulatory actions and compliance issues, including in respect of antitrust and competition laws as applied to our relationships with Horizon and Hyzon Europe, could subject us to revocation of licenses, significant fines, penalties, judgments, remediation costs, negative publicity and reputational harm, and requirements resulting in increased expenses. Our operations and products are also subject to numerous stringent environmental laws and regulations, including those governing the generation, use, handling, storage, disposal, and transport of hazardous substances and wastes. These laws may require us or others in our value chain to obtain permits and comply with various restrictions and obligations that may have material effects on our operations. If key permits and approvals cannot be obtained on acceptable terms, or if other operational requirements cannot be met in a manner satisfactory for our operations or on a timeline that meets our commercial obligations, it may adversely impact our business. In addition, laws, regulations and rules relating to privacy, information security, and data protection could increase our costs, affect or limit how we collect and use personal information, and adversely affect our business opportunities. The ongoing costs of complying with such laws, regulations and rules could be significant.

Additionally, all of these laws and regulations may be subject to change or changes in enforcement policies or priorities, including from changes that may result from changes in the political landscape and changing technologies. Future legislation and regulations, changes to existing laws and regulations, or interpretations thereof, or changes in enforcement policies or priorities, could require significant management attention and cause additional expenditures, restrictions, and delays in connection with our operations as well as other future projects.

*We depend on global customers and suppliers, and adverse changes in governmental policy or trade regimes could significantly impact the competitiveness of our products.*

We source components from suppliers and sell our products around the world, including sourcing hydrogen fuel cell systems from Horizon in China. There is significant uncertainty about the future relationship between the U.S. and various other countries, particularly China, with respect to trade policies, treaties, government regulations, tariffs, customs regulations, price or exchange controls, or preferences in foreign nations of domestically manufactured products. Changes in such government policy, including any changes to existing trade agreements, international trade relations between countries in which we or our suppliers or partners have business operations or our target markets, regulatory requirements, or the availability of tax and other governmental incentives, including those promoting fuel efficiency and alternate forms of energy, may have an adverse effect on us. A trade war, other governmental action related to tariffs or international trade agreements, changes in U.S. social, political, regulatory and economic conditions or in laws and policies governing foreign trade, manufacturing, development or investment in the territories and countries where we sell our products, source our supplies or currently operate or may in the future operate, and any resulting negative sentiments towards the U.S. as a result of such changes, may have an adverse effect on our business, financial condition or results of operations.

***We face risks and uncertainties related to litigation, regulatory actions and government investigations and inquiries.***

We are subject to, and may become a party to, a variety of litigation, other claims, suits, regulatory actions and government investigations and inquiries. For example, three related putative securities class action lawsuits were filed between September 30, 2021 and November 15, 2021, in the U.S. District Court for the Western District of New York against the Company, certain of the Company's current and former officers and directors and certain former officers and directors of DCRB (Kauffmann v. Hyzon Motors Inc., et al. (No. 21-cv-06612-CJS), Brennan v. Hyzon Motors Inc., et al. (No. 21-cv-06636-CJS), and Miller v. Hyzon Motors Inc. et al. (No. 21-cv-06695-CJS)), asserting violations of federal securities laws. The complaints generally allege that the Company and individual defendants made materially false and misleading statements relating to the nature of the Company's customer contracts, vehicle orders, and sales and earnings projections, based on allegations in a report released on September 28, 2021, by Blue Orca Capital, an investment firm that indicated that it held a short position in the Company's stock and which has made numerous allegations about the Company. These lawsuits have been consolidated under the caption In re Hyzon Motors Inc. Securities Litigation (Case No. 6:21-cv-06612-CJS-MWP), and on March 21, 2022, the court-appointed lead plaintiff filed a consolidated amended complaint seeking monetary damages. The Company and individual defendants moved to dismiss the consolidated amended complaint on May 20, 2022, and the court-appointed lead plaintiff filed its opposition to the motion on July 19, 2022. The court-appointed lead plaintiff filed an amended complaint on March 21, 2022, and a second amended complaint on September 16, 2022. Briefing regarding the Company and individual defendants' anticipated motion to dismiss the second amended complaint was stayed pending a non-binding mediation among the parties, which took place on May 9, 2023. The parties did not reach a settlement during the May 9, 2023 mediation. On June 20, 2023, the court granted the lead plaintiff leave to file a third amended complaint, which was filed on June 23, 2023. The third amended complaint added additional claims. The Company filed a motion to dismiss on September 13, 2023, and DCRB and former DCRB officers, directors, and its sponsor filed a motion to dismiss on the same day. The lead plaintiff filed oppositions to the motions to dismiss on October 25, 2023, and defendants filed a reply on November 22, 2023. The parties are awaiting a ruling from the court.

Between December 16, 2021, and January 14, 2022, three related shareholder derivative lawsuits were filed in the U.S. District Court for the Western District of New York (Lee v. Anderson et al. (No. 21-cv-06744-CJS), Révész v. Anderson et al. (No. 22-cv-06012-CJS), and Shorab v. Anderson et al. (No. 22-cv-06023-CJS)). These three lawsuits have been consolidated under the caption In re Hyzon Motors Inc. Derivative Litigation (Case No. 6:21-cv-06744-CJS). On February 2, 2022, a similar stockholder derivative lawsuit was filed in the U.S. District Court for the District of Delaware (Yellets v. Gu et al. (No. 22-cv-00156)). On February 3, 2022, a similar shareholder derivative lawsuit was filed in the Supreme Court of the State of New York, Kings County (Ruddiman v. Anderson et al. (No. 503402/2022)). On February 13, 2023, a similar stockholder derivative lawsuit was filed in the Delaware Court of Chancery (Kelley v. Knight et al. (C.A. No. 2023-0173)). These lawsuits name as defendants certain of the Company's current and former directors and certain former directors of DCRB, along with the Company as a nominal defendant, and generally allege that the individual defendants breached their fiduciary duties by making or failing to prevent the misrepresentations alleged in the consolidated securities class action, and assert claims for violations of federal securities laws, breach of fiduciary duties, unjust enrichment, abuse of control, gross mismanagement, and/or waste of corporate assets. These lawsuits generally seek equitable relief and monetary damages. Each of the shareholder derivative actions has been stayed or the parties have jointly requested that it be stayed pending a decision regarding the anticipated motion to dismiss in the consolidated securities class action.

On March 18, 2022, a putative class action complaint, Malork v. Anderson et al. (C.A. No. 2022-0260- KSJM), was filed in the Delaware Court of Chancery against certain officers and directors of DCRB, DCRB's sponsor, and certain investors in DCRB's sponsor, alleging that the director defendants and controlling stockholders of DCRB's sponsor breached their fiduciary duties in connection with the merger between DCRB and Legacy Hyzon. The complaint seeks equitable relief and monetary damages. On May 26, 2022, the defendants in this case moved to dismiss the complaint. On August 2, 2022, the plaintiff filed an amended complaint. Defendants filed a motion to dismiss the amended complaint on August 15, 2022. Briefing on the motion to dismiss is now complete, and oral argument occurred on April 21, 2023. On July 17, 2023, the Delaware Court of Chancery denied the defendants' motion to dismiss the complaint. In August 2023, the plaintiff in Malork subpoenaed Hyzon for various documentation in connection with the litigation against the named defendants. Hyzon is not a party to this litigation. The Company is currently challenging the validity of the subpoena. In addition, in December 2023, the Company paid \$1.5 million dollars in legal fees of the named individual defendants pursuant to an indemnity agreement between DCRB and the named individual defendants.

## [Table of Contents](#)

Between January 26, 2022 and August 22, 2022, Hyzon received demands for books and records pursuant to Section 220 of the Delaware General Corporation Law from four stockholders who state they are investigating whether to file similar derivative or stockholder lawsuits, among other purposes. On May 31, 2022, one of these four stockholders represented that he had concluded his investigation and did not intend to file a complaint. On November 18, 2022, a second of the four stockholders filed a lawsuit in the Delaware Court of Chancery (*Abu Ghazaleh v. Decarbonization Plus Acquisition Sponsor, LLC et al.* (C.A. No. 2022-1050)), which was voluntarily dismissed shortly thereafter on December 1, 2022. On February 13, 2023, a third of these four stockholders filed a derivative lawsuit in the Delaware Court of Chancery (*Kelley v. Knight et al.* (C.A. No. 2023-0173)). The complaint asserts claims for breach of fiduciary duty and generally alleges that the individual defendants breached their fiduciary duties by making or failing to prevent misrepresentations including those alleged in the consolidated securities class action and the report released by Blue Orca Capital. As with the previously filed stockholder derivative lawsuits, the complaint seeks equitable relief and monetary damages. On April 17, 2023, the Court entered an order staying this action pending a decision on the anticipated motion to dismiss in the consolidated securities class action.

On April 18, 2023, the Company received a demand for books and records pursuant to Section 220 of the Delaware General Corporation Law from a stockholder seeking to investigate possible breaches of fiduciary duty or other misconduct or wrongdoing by the Company's controlling stockholder, Hymas Pte. Ltd. ("Hymas"), Hyzon's board of directors (the "Board") and/or certain members of Hyzon's senior management team in connection with the Company's entrance into (i) an equity transfer agreement (the "Equity Transfer") with certain entities affiliated with the Company, and (ii) the share buyback agreement with the Hymas (the "Share Buyback" and, together with the Equity Transfer, the "Transactions") as reported by the Company in its Form 8-K filed on December 28, 2022.

On January 12, 2022, the Company announced it received a subpoena from the SEC for production of documents and information, including documents and information related to the allegations made in the September 28, 2021 report issued by Blue Orca Capital. The Company received two additional subpoenas in connection with the SEC's investigation on August 5, 2022 and August 10, 2022. On October 31, 2022, the U.S. Attorney's Office for the Southern District of New York ("SDNY") notified the Company that it was also investigating these matters. The Company has received no further communications from the SDNY.

On September 26, 2023, the Company announced a final resolution, subject to court approval, of the SEC's investigation. On that date, the SEC filed a complaint in the U.S. District Court for the Western District of New York naming the Company, Craig Knight, the Company's former Chief Executive Officer and a former director, and Max C.B. Holthausen, a former managing director of the Company's European subsidiary, Hyzon Motors Europe B.V., as defendants. Without admitting or denying the allegations in the SEC's complaint, the Company consented to the entry of a final judgment, subject to court approval, that would permanently restrain and enjoin the Company from violating certain sections of and rules under the Exchange Act and the Securities Act, and would require the Company to pay a civil penalty of \$25.0 million as follows: \$8.5 million within 30 days of entry of the final judgment; (2) \$8.5 million by December 31, 2024; and (3) \$8.0 million within 730 days of entry of the final judgment. Mr. Knight and Mr. Holthausen also separately consented to the entry of final judgments, subject to court approval, resolving the SEC's allegations. On January 16, 2024, the U.S. District Court for the Western District of New York entered the final judgment as to the Company, and on January 17, 2024 entered the final judgments as to Mr. Knight and Mr. Holthausen, concluding this litigation.

The outcome of litigation and other legal proceedings, including the other claims described under Legal Proceedings in Note 14. Commitments and Contingencies, to our consolidated financial statements included elsewhere in this Annual Report on Form 10-K and incorporated herein by reference, are inherently uncertain, and adverse judgments or settlements in some or all of these legal disputes may result in materially adverse monetary damages or injunctive relief against us. Any claims or litigation, even if fully indemnified or insured, could damage our reputation and make it more difficult to compete effectively or obtain adequate insurance in the future.

*We are subject to data privacy and security laws, regulations, standards, policies, and contractual obligations that may extend to our vehicles, as well as vehicle OEMs' willingness to grant us access to their vehicles' onboard data. Any actual or perceived failure to comply with such obligations, as well as our inability to gain access to OEM vehicle data, could negatively impact our ability to sell or service FCEVs, harm our reputation and brand, subject us to significant fines and liabilities, or otherwise affect our business.*

In the course of our operations, we may collect, use, store, disclose, transfer and otherwise process personal information from our customers, employees and third parties with whom we conduct business, including names, accounts, user IDs and passwords, and payment or transaction related information. Additionally, we intend to use our vehicles' electronic systems to log information about each vehicle's use to aid us in vehicle diagnostics, repair and maintenance. OEMs may determine or be required under applicable data privacy laws to encrypt vehicle data, making it difficult or impossible for us to convert such vehicles to FCEVs without the cooperation and consent of OEMs with which we have no formal relationship. Our customers may object to our use of this data, which may increase our vehicle maintenance costs and harm our business prospects. Furthermore, possession and use of our customers' information in conducting our business may subject us to legislative and regulatory burdens in the U.S., the EU, Australia, China, and other countries that could require notification of data breaches, restrict our use of such information and hinder our ability to acquire new customers or market to existing customers. Non-compliance or a major breach of our network security and systems could have serious negative consequences for our business and future prospects, including both civil and criminal liability, possible fines, penalties and damages, reduced customer demand for our vehicles, and harm to our reputation and brand. We are subject to or affected by a number of federal, state, local and international laws and regulations, as well as contractual obligations and industry standards, that impose certain obligations and restrictions with respect to data privacy and security and govern our collection, storage, retention, protection, use, processing, transmission, sharing and disclosure of personal information including that of our employees, customers and other third parties with whom we conduct business. These laws, regulations and standards may be interpreted and applied differently over time and from jurisdiction to jurisdiction, and it is possible that they will be interpreted and applied in ways that may have a material and adverse impact on our business, financial condition and results of operations.

The global data protection landscape is rapidly evolving, and implementation standards and enforcement practices are likely to remain uncertain for the foreseeable future. We may not be able to monitor and react to all developments in a timely manner. The EU adopted the GDPR, which became effective in May 2018, and California adopted the CCPA, which became effective in January 2020, and which was amended by the California Privacy Rights Acts ("CPRA"), which became effective January 2023; both impose additional obligations on companies regarding the handling of personal data and provides certain individual privacy rights to persons whose data is collected. Compliance with existing, proposed and recently enacted laws and regulations (including implementation of the privacy and process enhancements called for under the GDPR and CCPA) can be costly, and any failure to comply with these regulatory standards could subject us to legal and reputational risks.

The CCPA establishes a privacy framework for covered businesses, including an expansive definition of personal information and data privacy rights for California consumers. The CCPA includes a framework with potentially severe statutory damages for violations and a private right of action for certain data breaches. The CCPA requires covered businesses to provide California consumers with new privacy-related disclosures and new ways to opt-out of certain uses and disclosures of personal information. As we expand our operations, the CCPA may increase our compliance costs and potential liability. Effective January 1, 2023, the CPRA, significantly modifies the CCPA, including by expanding California consumers' rights with respect to certain sensitive personal information. The CPRA also created a new state agency that is vested with authority to implement and enforce the CCPA and the CPRA.

Other states have begun to propose similar laws. Compliance with applicable privacy and data security laws and regulations is a rigorous and time-intensive process, and we may be required to put in place additional mechanisms to comply with such laws and regulations, which could cause us to incur substantial costs or require us to change our business practices, including our data practices, in a manner adverse to our business. Certain emerging privacy laws are still subject to a high degree of uncertainty as to their interpretation and application. Failure to comply with applicable laws or regulations or to secure personal information could result in investigations, enforcement actions and other proceedings against us, which could result in substantial fines, damages, and other liability as well as damage to our reputation and credibility, which could have a negative impact on revenues and profits.

China enacted the PIPL in August 2021 that went into effect November 2021. PIPL imposes strict restrictions on the data collection and transfer of personal information both within and without China. Similar in many respects to GDPR in the EU, PIPL affords data subjects notice and the right to consent (or not) to the collection and use of personal information. While Hyzon has operations and employees in China, PIPL restricts the sharing of Hyzon's China employee information with our U.S. based human resources organization unless the information is anonymized or we receive employee consent. Such restrictions may result in increased costs of operating our business.

We post public privacy policies and other documentation regarding our collection, processing, use and disclosure of personal information. Although we endeavor to comply with our published policies and other documentation, we may at times fail to do so or may be perceived to have failed to do so. Moreover, despite our efforts, we may not be successful in achieving compliance if our employees, contractors, service providers, vendors or other third parties fail to comply with our published policies and documentation. Such failures could carry similar consequences or subject us to potential local, state, and federal action if they are found to be deceptive, unfair or misrepresentative of our actual practices. Claims that we have violated individuals' privacy rights or failed to comply with data protection laws or applicable privacy notices could, even if we are not found liable, be expensive and time-consuming to defend and could result in adverse publicity that could harm our business.

Most jurisdictions have enacted laws requiring companies to notify individuals, regulatory authorities and other third parties of security breaches involving certain types of data. Such laws may be inconsistent or may change or additional laws may be adopted. In addition, our agreements with certain customers may require us to notify them in the event of a security breach. Such mandatory disclosures are costly, could lead to negative publicity, penalties or fines, litigation and our customers losing confidence in the effectiveness of our security measures and require us to expend significant capital and other resources to respond to or alleviate problems caused by the actual or perceived security breach. Any of the foregoing could materially adversely affect our business, prospects, operating results, and financial condition.

***Our tax obligations may change or fluctuate, become significantly more complex or become subject to greater risk of examination by taxing authorities, any of which could adversely affect our after-tax profitability and financial results.***

In the event that Hyzon's operating business expands domestically or internationally, our effective tax rates may fluctuate widely in the future. Future effective tax rates could be affected by operating losses in jurisdictions where no tax benefit can be recorded under GAAP, changes in deferred tax assets and liabilities, or changes in tax laws. Factors that could materially affect our future effective tax rates include but are not limited to: (a) changes in tax laws or the regulatory environment, (b) changes in accounting and tax standards or practices, (c) changes in the composition of operating income by tax jurisdiction and (d) pre-tax operating results of our business.

Additionally, we may be subject to significant income, withholding, and other tax obligations in the U.S. and other countries, and may become subject to taxation in numerous additional U.S. state and local and non-U.S. jurisdictions with respect to income, operations and subsidiaries related to those jurisdictions. Our after-tax profitability and financial results could be subject to volatility or be affected by numerous factors, including (a) the availability of tax deductions, credits, exemptions, refunds, income tax treaties and other benefits to reduce tax liabilities, (b) changes in the valuation of deferred tax assets and liabilities, if any, (c) the expected timing and amount of the release of any tax valuation allowances, (d) the tax treatment of stock-based compensation, (e) changes in the relative amount of earnings subject to tax in the various jurisdictions, (f) the potential business expansion into, or otherwise becoming subject to tax in, additional jurisdictions, (g) changes to existing intercompany structure (and any costs related thereto) and business operations, (h) the extent of intercompany transactions and the extent to which taxing authorities in relevant jurisdictions respect those intercompany transactions, and (i) the ability to structure business operations in an efficient and competitive manner. Outcomes from audits or examinations by taxing authorities could have an adverse effect on our after-tax profitability and financial condition. Additionally, the IRS and several foreign tax authorities have increasingly focused their attention to intercompany transfer pricing with respect to sales of products and services and the use of intangibles. Tax authorities could disagree with our intercompany charges, cross-jurisdictional transfer pricing or other matters and assess additional taxes. If we do not prevail in any such disagreements, our profitability may be affected.

Our after-tax profitability and financial results may also be adversely affected by changes in relevant tax laws and tax rates, treaties, regulations, administrative practices and principles, judicial decisions and interpretations thereof, in each case, possibly with retroactive effect.

## [Table of Contents](#)

### ***Changes in laws or regulations, or a failure to comply with any laws or regulations, including tax laws and regulations, may adversely affect our business, investments, results of operations, and future profitability.***

We are a U.S. corporation and thus subject to U.S. corporate income tax on our worldwide operations. New U.S. laws and policy relating to imposing U.S. income tax on both our U.S. and foreign source income may have an adverse effect on our business, and future profitability. We are subject to laws and regulations enacted by national, regional and local governments. In particular, we are required to comply with certain SEC and other legal requirements. Compliance with, and monitoring of, applicable laws and regulations may be difficult, time-consuming and costly. Those laws and regulations and their interpretation and application may also change from time to time and those changes could have a material adverse effect on our business, investments and results of operations. In addition, a failure to comply with applicable laws or regulations, as interpreted and applied, could have a material adverse effect on our business and results of operations.

Further, new income, sales, use or other tax laws, statutes, rules, regulations or ordinances, in the U.S. or in other jurisdictions, could be enacted at any time, which could adversely affect our business, prospects, financial condition, future profitability and operating results. In addition, existing tax laws, statutes, rules, regulations or ordinances could be interpreted, changed, modified or applied adversely to us and may have an adverse effect on our business, cash flows and future profitability.

### **Risks Related to Our Securities and Being a Public Company**

#### ***We may be delisted from The Nasdaq Capital Market for non-compliance with Nasdaq's Periodic Filing Rule or Minimum Bid Rule, which could limit investors' ability to make transactions in our securities and subject us to additional trading restrictions.***

We are at risk of being delisted on The Nasdaq Capital Market if we fail to maintain compliance with the Nasdaq's Periodic Filing Rule (as defined below) and Minimum Bid Rule (as defined below).

#### **Periodic Filing Rule**

On February 3, 2023, the Company received a Staff Determination from the Staff notifying the Company that, unless the Company requested an appeal, trading of the Company's common stock and warrants would be suspended from The Nasdaq Capital Market at the opening of business on February 14, 2023 for failing to comply with Nasdaq Periodic Filing Rule. On February 10, 2023, the Company filed a request for hearing with the Hearings Panel in response to the Staff Determination. The delisting hearing was held on March 16, 2023 before the Hearings Panel. On March 31, 2023, the Company received a letter from the Hearings Panel indicating that the Hearings Panel granted the Company's request for continued listing until May 15, 2023 to allow the Company to regain compliance with the Periodic Filing Rule. The Company's request for continued listing of its securities on The Nasdaq Capital Market until May 15, 2023 was granted subject to the condition that on or before May 15, 2023, the Company shall have filed with the SEC all delinquent reports, in compliance with the Periodic Filing Rule.

Subsequently, on May 5, 2023, the Company notified the Hearings Panel and the Staff that the Company determined that it was necessary to seek an extension to May 31, 2023 to complete the annual audit of the Company's financial statements for the year ended December 31, 2022 and for the Company to file the 2022 Form 10-K. The Company also requested an extension to June 7, 2023, to file the Q1 2023 Form 10-Q. On May 10, 2023, the Hearings Panel granted the Company's requested extensions, providing the Company until May 31, 2023 to file the 2022 Form 10-K and June 7, 2023 to file the Q1 2023 Form 10-Q.

On April 3, 2023, the Company filed a Form 12b-25 to report that its Annual Report on Form 10-K for the year ended December 31, 2022 would not be filed within the prescribed time period. On April 6, 2023, the Company received an additional Staff Determination (the "Additional Staff Determination") from the Staff notifying the Company that, because the Staff did not receive the 2022 Form 10-K, the Company did not comply with Nasdaq's Listing Rules for continued listing, thus constituting an additional basis for delisting the Company's securities from The Nasdaq Capital Market. The Additional Staff Determination further notified the Company that the Hearings Panel would consider this matter in their decision regarding the Company's continued listing on The Nasdaq Capital Market, and that the Company should present its views with respect to this additional deficiency to the Hearings Panel in writing no later than April 13, 2023. On April 13, 2023, the Company filed its response to the Additional Staff Determination.

## [Table of Contents](#)

On May 16, 2023, the Company filed a Form 12b-25 to report that the Q1 2023 Form 10-Q would not be filed within the prescribed time period. On May 17, 2023, the Company received a second additional Staff Determination (the “Second Additional Staff Determination”) from the Staff notifying the Company that, because the Staff did not receive the Q1 2023 Form 10-Q, the Company did not comply with Nasdaq’s Listing Rules for continued listing, thus constituting an additional basis for delisting the Company’s securities from The Nasdaq Capital Market. The Second Additional Staff Determination further notified the Company that the Hearings Panel would consider this matter in their decision regarding the Company’s continued listing on The Nasdaq Capital Market, and that the Company should present its views with respect to this additional deficiency to the Hearings Panel in writing no later than May 24, 2023. On May 24, 2023, the Company filed its response to the Second Additional Staff Determination.

As of June 16, 2023, the Company regained compliance with the Nasdaq’s Periodic Filing Rule. If in the future we are unable to maintain our listing on Nasdaq for any reason, it may become more difficult for our stockholders to sell our stock in the public market and the price of our common stock may be adversely affected due to the likelihood of decreased liquidity.

### **Bid Price Rule**

On January 23, 2024, the Company received a new letter from The Nasdaq Stock Market notifying the Company that it no longer complies with the Bid Price Rule for continued listing on The Nasdaq Capital Market. The Bid Price Rule requires listed securities to maintain a minimum bid price of \$1.00 per share, and Nasdaq’s Compliance Period Rule provides that a failure to meet the minimum bid price requirement exists if the deficiency continues for a period of 30 consecutive business days. The Notice has no immediate effect on the listing of the Company’s Common Stock, which continues to trade on The Nasdaq Capital Market under the symbol “HYZN.”

In accordance with the Compliance Period Rule, the Company has 180 calendar days to regain compliance. If, at any time before the end of this 180-day period, or through July 22, 2024, the closing bid price of the Common Stock closes at or above \$1.00 per share for a minimum of 10 consecutive business days, subject to the Staff’s discretion to extend this period pursuant to Nasdaq Listing Rule 5810(c)(3)(H), the Staff will provide written notification that the Company has achieved compliance with the Bid Price Rule. If the Company does not regain compliance during this 180-day period, then the Staff may grant the Company a second 180 calendar day period to regain compliance, provided the Company meets the continued listing requirement for market value of publicly held shares and all other initial listing standards for The Nasdaq Capital Market, with the exception of the bid price requirement. In addition, the Company would be required to notify Nasdaq of its intent to cure the minimum bid price deficiency during the second compliance period, which may include, if necessary, implementing a reverse stock split.

If Nasdaq delists our securities from trading on its exchange and we are not able to list our securities on another national securities exchange, we expect our securities could be quoted on an over-the-counter market. If this were to occur, we could face significant material adverse consequences, including:

- a limited availability of market quotations for our securities;
- reduced liquidity for our securities;
- a determination that our common stock is a “penny stock” which will require brokers trading in our common stock to adhere to more stringent rules and possibly result in a reduced level of trading activity in the secondary trading market for our securities;
- a limited amount of news and analyst coverage; and
- a decreased ability to issue additional securities or obtain additional financing in the future.

The National Securities Markets Improvement Act of 1996, which is a federal statute, prevents or preempts the states from regulating the sale of certain securities, which are referred to as “covered securities.” Because our common stock and public warrants are listed on The Nasdaq Capital Market, our common stock and public warrants qualify as covered securities. Although the states are preempted from regulating the sale of our securities, the federal statute does allow the states to investigate companies if there is a suspicion of fraud, and, if there is a finding of fraudulent activity, then the states can regulate or bar the sale of covered securities in a particular case. Further, if we were no longer listed on The Nasdaq Capital Market, our securities would not be covered securities and we would be subject to regulation in each state in which we offer our securities.

## [Table of Contents](#)

***Sales of a substantial number of our securities in the public market, including those issued upon exercise of warrants, could cause the market price of our common stock to drop significantly, even if our business is doing well.***

Sales of a substantial number of shares of common stock in the public market could occur at any time. These sales, or the perception in the market that the holders of a large number of shares intend to sell shares, could reduce the market price of our common stock and could impair our ability to raise capital through the sale of additional equity securities. We are unable to predict the effect that sales may have on the prevailing market price of the common stock and the warrants.

At December 31, 2023, we had outstanding 245,081,497 shares of our common stock and warrants to purchase 19,028,165 shares of our common stock. In addition, approximately 11.9 million shares of common stock are subject to outstanding awards or available for future issuance under Hyzon's 2021 Equity Incentive Plan.

As reported in Schedule 13D/A filed on February 8, 2024, Hymas, which is 75.83% indirectly owned by a Singapore subsidiary of Horizon, beneficially owned, directly or indirectly 92,647,986 shares or approximately 37.8% of our common stock. Should Hymas, Horizon or any of its affiliates sell or transfer or cause to be sold or transferred all or a portion of these shares, the market price of our common stock could drop significantly.

***Our stock price is volatile, and you may not be able to sell shares of our common stock or warrants at or above the price you paid.***

The trading prices of our common stock and public warrants are volatile and could be subject to wide fluctuations in response to various factors, some of which are beyond our control. In 2023, the closing market price of our common stock ranged from a high of \$2.23 to a low of \$0.48. The market prices of our common stock has been negatively affected by many factors, including but not limited to our announcements withdrawing our previously issued financial statements and restated filings, the investigation by the SEC and pending litigation, the low trading volume of our common stock, and our inability to achieve our sales forecasts. In addition to these factors, any of the factors listed below could have a material adverse effect on your investment in our securities and our securities may trade at prices significantly below the price you paid for them. In such circumstances, the trading price of our securities may not recover and may experience a further decline.

Factors affecting the trading price of our securities may also include, but are not limited to:

- our ability to secure necessary funding to operate as a going concern;
- financial results of companies perceived to be similar to us;
- changes in the market's expectations about our operating results;
- success of competitors;
- our operating results failing to meet the expectation of securities analysts or investors in a particular period;
- changes in financial estimates and recommendations by securities analysts concerning us or the market in general;
- operating and stock price performance of other companies that investors deem comparable to us;
- our ability to market new and enhanced products and technologies on a timely basis;
- changes in laws and regulations affecting our business;
- our ability to meet compliance requirements;
- commencement of, involvement in, or the outcomes of litigation;
- changes in our capital structure, such as future issuances of securities or incurring debt;
- the volume of shares of our common stock available for public sale;
- changes in our Board or management;
- investors engaged in short selling our common stock;
- sales of substantial amounts of common stock by our directors, executive officers, or significant stockholders or the perception that such sales could occur;



## [Table of Contents](#)

- general economic and political conditions such as recessions, interest rates, fuel prices, international currency fluctuations and acts of war or terrorism;
- our ability to remain in compliance with listing requirements of Nasdaq;
- our ability to raise capital;
- our intellectual property and our continuing dependence on our former controlling shareholder, Horizon and its affiliates, for the supply of fuel cells and other critical services and assistance; and
- our ability to commence production of our own hydrogen fuel cells and fuel cell stacks.

Broad market and industry factors may materially harm the market price of our securities irrespective of our operating performance. The stock market in general and Nasdaq have experienced price and volume fluctuations that have often been unrelated or disproportionate to the operating performance of the particular companies affected. The trading prices and valuations of these stocks, and of our securities, may not be predictable. A loss of investor confidence in the market for retail stocks or the stocks of other companies which investors perceive to be similar to us could depress our stock price regardless of our business, prospects, financial conditions or results of operations. A decline in the market price of our securities also could adversely affect our ability to issue additional securities and our ability to obtain additional financing in the future.

In addition, in the past, following periods of volatility in the overall market and the market price of a particular company's securities, securities class action litigation has often been instituted. This litigation, if instituted against us, could result in substantial costs and a diversion of our management's attention and resources.

***Because we have no current plans to pay cash dividends on our common stock for the foreseeable future, you may not receive any return on investment unless you sell your common stock for a price greater than that which you paid for it.***

We expect to retain future earnings, if any, for future operations and expansion and have no current plans to pay any cash dividends for the foreseeable future. Any decision to declare and pay dividends in the future will be made at the discretion of the Board and will depend on, among other things, our results of operations, financial condition, cash requirements, contractual restrictions and other factors that the Board may deem relevant. In addition, our ability to pay dividends may be limited by covenants of any existing and future outstanding indebtedness we incur. As a result, you may not receive any return on an investment in our common stock unless you sell our common stock for a price greater than that which you paid for it.

***We are no longer a "controlled company" under Nasdaq rules and we cannot rely on certain Nasdaq corporate governance requirement exemptions.***

Prior to the completion of its restructuring on December 20, 2023, Hymas and its affiliates controlled a majority of the voting power of our outstanding capital stock, causing us to be a "controlled company" under the Nasdaq rules. As a controlled company, we were exempt from certain Nasdaq corporate governance requirements, including those that would otherwise require the Board to have a majority of independent directors and require us to establish a compensation committee comprised entirely of independent directors, or otherwise ensure that the compensation of its executive officers and nominees for directors are determined or recommended to the Board by the independent members of the Board. As of December 20, 2023, we no longer qualify as a controlled company under Nasdaq rules. While we did not rely on any of these exemptions prior to December 23, 2023, we can no longer avail ourselves of them.

***The JOBS Act permits "emerging growth companies" like us to take advantage of certain exemptions from various reporting requirements applicable to other public companies that are not emerging growth companies.***

We qualify as an "emerging growth company" as defined in Section 2(a)(19) of the Securities Act, as modified by the Jumpstart Our Business Startups Act of 2012 (the "JOBS Act"). As such, we take advantage of certain exemptions from various reporting requirements applicable to other public companies that are not emerging growth companies, including (a) the exemption from the auditor attestation requirements with respect to internal control over financial reporting under Section 404 of the Sarbanes-Oxley Act, (b) the exemptions from say-on-pay, say-on-frequency and say-on-golden parachute voting requirements and (c) reduced disclosure obligations regarding executive compensation in our periodic reports and proxy statements. As a result, our stockholders may not have access to certain information they deem important.

## [Table of Contents](#)

We will remain an emerging growth company until the earliest of (a) the last day of the fiscal year (i) following October 22, 2025, the fifth anniversary of the initial public offering of DCRB, (ii) in which we have total annual gross revenue of at least \$1.235 billion (as adjusted for inflation pursuant to SEC rules from time to time) or (iii) in which we are deemed to be a large accelerated filer, which means the market value of our common stock that is held by non-affiliates exceeds \$700 million as of the last business day of our prior second fiscal quarter, and (b) the date on which we have issued more than \$1.0 billion in non-convertible debt during the prior three-year period.

In addition, Section 107 of the JOBS Act provides that an emerging growth company can take advantage of the exemption from complying with new or revised accounting standards provided in Section 7(a)(2)(B) of the Securities Act as long as we are an emerging growth company. An emerging growth company can therefore delay the adoption of certain accounting standards until those standards would otherwise apply to private companies. The JOBS Act provides that a company can elect to opt out of the extended transition period and comply with the requirements that apply to non-emerging growth companies, but any such election to opt out is irrevocable. We have elected not to opt out of such extended transition period, which means that when a standard is issued or revised and it has different application dates for public or private companies, we, as an emerging growth company, can adopt the new or revised standard at the time private companies adopt the new or revised standard. This may make a comparison of our consolidated financial statements with another public company which is neither an emerging growth company nor an emerging growth company which has opted out of using the extended transition period difficult or impossible because of the potential differences in accounting standards used.

We cannot predict if investors will find our common stock less attractive because we will rely on these exemptions. If some investors find our common stock less attractive as a result, there may be a less active trading market for our common stock and our stock price may be more volatile.

### ***Our management has limited experience in operating a public company.***

Our executive officers have limited experience in the management of a publicly traded company. Our management team may not successfully or effectively manage our business as a public company that is subject to significant regulatory oversight and reporting obligations under federal securities laws. Their limited experience in dealing with the increasingly complex laws pertaining to public companies could be a significant disadvantage in that it is likely that an increasing amount of their time may be devoted to these activities which will result in less time being devoted to the management and growth of our business. We may not have adequate personnel with the appropriate level of knowledge, experience and training, as well as the technology, systems and tools available to them to perform their functions, in the accounting policies, practices or internal control over financial reporting required of public companies in the U.S. We continue to upgrade our finance and accounting systems to an enterprise system more suitable for a public company, and a delay could impact our ability or prevent us from timely reporting our operating results, timely filing required reports with the SEC and complying with Section 404 of the Sarbanes-Oxley Act. The development and implementation of the standards and controls necessary for us to achieve the level of accounting standards required of a public company in the U.S. may require costs greater than expected. It is possible that we will be required to expand our employee base and hire additional employees to support our operations as a public company which will increase our operating costs in future periods.

***We may amend the terms of the warrants in a manner that may be adverse to holders of public warrants with the approval by the holders of at least 50% of the then-outstanding public warrants (or, if applicable, 65% of the then-outstanding public warrants and 65% of the then-outstanding private placement warrants, voting as separate classes). As a result, the exercise price of the warrants could be increased, the exercise period could be shortened and the number of shares of our common stock purchasable upon exercise of a warrant could be decreased, all without a holder's approval.***

Our warrants were issued in registered form under a warrant agreement (the "Warrant Agreement"), dated October 19, 2020, by and between Continental Stock Transfer & Trust Company, as warrant agent, and DCRB. The Warrant Agreement provides that the terms of the warrants may be amended without the consent of any holder to cure any ambiguity or correct any defective provision, but requires the approval by the holders of at least 50% of the then-outstanding public warrants to make any change that adversely affects the interests of the registered holders of public warrants. Accordingly, we may amend the terms of the public warrants in a manner adverse to a holder if holders of at least 50% of the then-outstanding public warrants (or, if applicable, 65% of the then-outstanding public warrants and 65% of the then-outstanding private placement warrants, voting as separate classes) approve of such amendment. Although our ability to amend the terms of the public warrants with the consent of at least 50% of the then-outstanding public warrants (or, if applicable, 65% of the then-outstanding public warrants and 65% of the then-outstanding private placement warrants, voting as separate classes) is unlimited, examples of such amendments could be amendments to, among other things, increase the exercise price of the warrants, convert the warrants into cash or stock (at a ratio different than initially provided), shorten the exercise period or decrease the number of shares of our common stock purchasable upon exercise of a warrant.

***We may redeem unexpired warrants prior to their exercise at a time that is disadvantageous to warrant holders, thereby making their warrants worthless.***

We have the ability to redeem outstanding warrants at any time after they become exercisable and prior to their expiration, at a price of \$0.01 per warrant, provided that the last reported sales price of our common stock equals or exceeds \$18.00 per share (as adjusted for stock splits, stock dividends, reorganizations, recapitalizations and the like) for any 20 trading days within a 30 trading-day period ending on the third trading day prior to the date on which we give proper notice of such redemption and provided certain other conditions are met. If and when the warrants become redeemable by us, we may exercise our redemption right even if we are unable to register or qualify the underlying securities for sale under all applicable state securities laws. Redemption of the outstanding warrants could force holders (a) to exercise their warrants and pay the exercise price therefor at a time when it may be disadvantageous for holders to do so, (b) to sell their warrants at the then-current market price when they might otherwise wish to hold their warrants or (c) to accept the nominal redemption price which, at the time the outstanding warrants are called for redemption, is likely to be substantially less than the market value of their warrants. None of the private placement warrants will be redeemable by us so long as they are held by the Sponsor, those persons who served as independent directors of DCRB, WRG DCRB Investors, LLC ("WRG"), an affiliate of Erik Anderson, who was DCRB's Chief Executive Officer and serves as chairman and a director of Hyzon or any of their permitted transferees.

***If securities or industry analysts do not publish or cease publishing research or reports about us, our business or our market, or if they change their recommendations regarding our common stock adversely, the price and trading volume of our common stock could decline.***

The trading market for our common stock is influenced by the research and reports that industry or securities analysts may publish about us, our business, our market or our competitors. Some analysts that have covered us have ceased covering us. If any of the analysts who cover us change their recommendation regarding our stock adversely, cease to cover us, or provide more favorable relative recommendations about our competitors, the price of our common stock would likely decline. If any analyst who covers us were to cease their coverage or fail to regularly publish reports on us, we could lose visibility in the financial markets, which could cause our stock price or trading volume to decline.

*We may issue additional common stock or preferred stock under an employee incentive plan. Any such issuance would dilute the interest of our stockholders and likely present other risks.*

The Company's Second Amended and Restated Certificate of Incorporation (the "Charter") authorizes the issuance of 410,000,000 shares of capital stock, par value of \$0.0001 per share, consisting of (a) 400,000,000 shares of Class A common stock and (b) 10,000,000 shares of preferred stock. In addition, as of December 31, 2023, an aggregate of approximately 11.9 million shares of Class A common stock have been reserved for issuance under the 2021 Plan, subject to increase as described under Note 15. Stock-based Compensation Plans, to our consolidated financial statements included elsewhere in this Annual Report on Form 10-K and incorporated herein by reference.

We may issue a substantial number of additional shares of Class A common stock or preferred stock under an employee incentive plan. The issuance of additional shares of Class A common stock or preferred stock:

- may significantly dilute the equity interests of our investors;
- may subordinate the rights of holders of Class A common stock if preferred stock is issued with rights senior to those afforded our common stock;
- could cause a change in control if a substantial number of shares of our Class A common stock are issued, which may affect, among other things, our ability to use our net operating loss carry forwards, if any, and could result in the resignation or removal of our present officers and directors; and
- may adversely affect prevailing market prices for our units, Class A common stock and/or warrants.

*Provisions in our Charter may prevent or delay an acquisition of us, which could decrease the trading price of our Class A common stock, or otherwise may make it more difficult for certain provisions of the Charter to be amended.*

The Charter contains provisions that are intended to deter coercive takeover practices and inadequate takeover bids and to encourage prospective acquirers to negotiate with the Board rather than to attempt a hostile takeover. These provisions include:

- our Board is divided into three classes with staggered terms;
- the right of our Board to issue preferred stock without stockholder approval;
- restrictions on the right of stockholders to remove directors without cause; and
- restrictions on the right of stockholders to call special meetings of stockholders.

These provisions apply even if the offer may be considered beneficial by some stockholders and could delay or prevent an acquisition that the Board determines is not in our and our stockholders' best interests.

*Our Charter designates state courts within the State of Delaware as the exclusive forum for certain types of actions and proceedings that may be initiated by our stockholders, which could limit stockholders' ability to obtain a favorable judicial forum for disputes with us or our directors, officers, employees or agents.*

The Charter provides that, unless we consent in writing to the selection of an alternative forum, to the fullest extent permitted by law, a state court located within the State of Delaware (or, if no court located within the State of Delaware has jurisdiction, the federal district court for the District including Delaware shall be the sole and exclusive forum for any internal or intra-corporate claim or any action asserting a claim governed by the internal affairs doctrine as defined by the laws of the State of Delaware, including, but not limited to (i) any derivative action or proceeding brought on behalf of us; (ii) any action asserting a claim of breach of a fiduciary duty owed by any of our directors, officers or other employees or stockholders to us or our stockholders; or (iii) any action asserting a claim arising pursuant to any provision of the General Corporation Law of the State of Delaware (the "DGCL") or the Charter or the Bylaws (in each case, as they may be amended from time to time), or as to which the DGCL confers jurisdiction on the Court of Chancery of the State of Delaware.

[Table of Contents](#)

In addition, the Charter provides that, unless we consent in writing to the selection of an alternative forum, to the fullest extent permitted by law, the federal district court for the District of Delaware (or, if such court does not have jurisdiction over such action, any other federal district court of the U.S.) shall be the sole and exclusive forum for any action asserting a cause of action arising under the Securities Act or any rule or regulation promulgated thereunder (in each case, as amended), provided, however, that if the foregoing provisions are, or the application of such provisions to any person or entity or any circumstance is, illegal, invalid or unenforceable, the sole and exclusive forum for any action asserting a cause of action arising under the Securities Act or any rule or regulation promulgated thereunder (in each case, as amended) shall be the Court of Chancery of the State of Delaware.

The Charter provides that the exclusive forum provision will be applicable to the fullest extent permitted by applicable law. Section 27 of the Exchange Act creates exclusive federal jurisdiction over all suits brought to enforce any duty or liability created by the Exchange Act or the rules and regulations thereunder. As a result, the exclusive forum provision will not apply to suits brought to enforce any duty or liability created by the Exchange Act or any rule or regulation promulgated thereunder (in each case, as amended), or any other claim over which the federal courts have exclusive jurisdiction. This choice of forum provision may limit a stockholder's ability to bring a claim in a judicial forum that it finds favorable for disputes with us or any of our directors, officers, other employees or stockholders, which may discourage lawsuits with respect to such claims, although our stockholders will not be deemed to have waived our compliance with federal securities laws and the rules and regulations thereunder. Alternatively, if a court were to find the choice of forum provision contained in the Charter to be inapplicable or unenforceable in an action, we may incur additional costs associated with resolving such action in other jurisdictions, which could harm our business, operating results and financial condition.

## [Table of Contents](#)

### **Item 1B. Unresolved Staff Comments.**

None.

### **Item 1C. Cybersecurity**

#### **Cybersecurity Risk Management and Strategy**

We understand and recognize the importance of assessing, identifying, and managing material risks associated with cybersecurity threats, as such term is defined in Item 106(a) of Regulation S-K. These risks include, among other things: operational risks; intellectual property theft; fraud; extortion; harm to employees, vendors, or customers; and violation of data privacy or security laws.

We integrate the monitoring and assessing of cybersecurity risk into our overall risk management systems and processes. Cybersecurity risks are identified and addressed through a multi-faceted approach including third-party assessments, IT security, governance, risk and compliance reviews. Our cybersecurity program is aligned with the National Institute of Standards and Technology Cyber Security Framework (NIST-CSF) and NIST Computer Security Incident Handling Guide. Consistent with that framework, our cybersecurity program addresses the need to assess, identify, protect, detect, respond and recover from cyber risks. To accomplish this, we, among other things: conduct proactive privacy and cybersecurity reviews of systems and applications, audit applicable data policies, conduct annual and on-demand employee phishing training, maintain insurance related to cybersecurity risks, pre-screen IT services provided by contractors, monitor emerging laws and regulations related to data protection and privacy.

We have adopted a Cybersecurity Incident Response Plan ("CSIRP") to provide the organizational and operational structure, processes, and procedures for investigating, containing, documenting and mitigating cybersecurity incidents, including keeping senior management and other key stakeholders informed and involved as appropriate. The CSIRP encompasses four key stages: 1) preparation for a cybersecurity incident, 2) detection and analysis of security incidents, 3) containment, eradication, and recovery, and 4) post-incident analysis. Oversight of these incident responses is provided by leaders from our Information Security, Product Security, and Legal teams, ensuring comprehensive coverage and alignment with cybersecurity best practices as outlined by NIST.

We also established a cybersecurity compliance and reporting team, which includes Vice President of Digital Innovation, Director of Cybersecurity, legal and corporate reporting team members. Security events and data incidents are evaluated, ranked by severity and prioritized for response and remediation. Incidents are evaluated to determine materiality as well as operational and business impact, and reviewed for privacy impact.

We describe whether and how risks from identified cybersecurity threats, including as a result of any previous cybersecurity incidents, have materially affected or are reasonably likely to materially affect us, including our business strategy, results of operations, or financial condition, under the heading "*Cyber incidents or attacks directed at us could result in information theft, data corruption, operational disruption and/or financial loss*" included as part of our risk factor disclosures at Item 1A of this Annual Report on Form 10-K.

#### **Cybersecurity Governance**

Cybersecurity is covered in our enterprise risk management processes and is an area of focus for our Board and management. Our Audit Committee is responsible for the oversight of risks from cybersecurity threats. Members of the Audit Committee receive updates on a quarterly basis from senior management, including leaders from our Information Security and Legal teams regarding matters of cybersecurity. This includes existing and new cybersecurity risks, status on how management is addressing and/or mitigating those risks, cybersecurity and data privacy incidents (if any) and status on key information security initiatives. Our Board members also engage in ad hoc conversations with management on cybersecurity-related news events and discuss any updates to our cybersecurity risk management and strategy programs. Hyzon's cybersecurity organization is led by our Vice President of Digital Innovation, with support from our Director of Cybersecurity, who are responsible for assessing and managing material risks from cybersecurity threats and report up to our Chief Financial Officer. Collectively, the Vice President of Digital Innovation and Director of Cybersecurity have more than 30 years of experience in various roles involving managing cybersecurity functions, developing cybersecurity strategies to protect privacy, customer safety and intellectual property.

[Table of Contents](#)**Item 2. Properties.**

The following table sets forth information regarding our principal operating properties as of December 31, 2023. In general, our operating properties are well maintained, suitable, and in good operating condition:

Region	Location	Primary Use	Size (sq. ft.)	Ownership Status
United States				
	Bolingbrook, IL	Office, fuel cell system manufacturing, powertrain development, software/controls engineering, prototype build, test labs - electrical systems/components, battery systems, and thermal management	110,000	Lease
	Troy, MI	Vehicle engineering and powertrain development	9,000	Lease
	Ottawa Lake, MI	Vehicle engineering and repair space	940	Lease
	Rochester, NY*	Office, prototype build and sub-assembly production build	78,600	Own
Netherlands				
	Winschoten, Groningen	FCEVs assembly and storage	452,000	Lease
	Winschoten, Groningen	Office	7,400	Lease
Australia				
	Noble Park North, Victoria	Office, FCEVs assembly and storage	27,000	Lease
China				
	Shanghai	Office and R&D	10,200	Lease

(\*) On November 20, 2023, we signed an agreement for the sale of our Rochester, NY property. The sale is expected to close in April 2024.

**Item 3. Legal Proceedings**

The information set forth under Part II., Item 8., Note 14. Commitments and Contingencies in our audited consolidated financial statements of this Annual Report on Form 10-K is incorporated by reference in answer to this item. Such information is limited to certain recent developments.

**Item 4. Mine Safety Disclosures.**

Not Applicable.

**PART II**

**Item 5. Market for Registrant’s Common Equity, Related Stockholder Matters and Issuer Purchases of Equity Securities**

**Market Information**

Our Class A common stock is currently listed on The Nasdaq Capital Market under the symbol “HYZN.”

**Holders**

As of December 31, 2023, 245,081,497 shares of Class A common stock outstanding were held of record by approximately 86 holders, which number does not include beneficial owners holding our Class A common stock through nominee names.

**Dividend Policy**

We have not paid any cash dividends on the Class A common stock to date. We may retain future earnings, if any, for future operations and expansion and have no current plans to pay cash dividends for the foreseeable future. Any decision to declare and pay dividends in the future will be made at the discretion of the Board of Directors and will depend on, among other things, our results of operations, financial condition, cash requirements, contractual restrictions and other factors that the Board of Directors may deem relevant. In addition, our ability to pay dividends may be limited by covenants of any future outstanding indebtedness we or our subsidiaries incur or securities that we issue.

**Issuer Purchases of Securities**

We did not purchase any of our registered equity securities during the period covered by this report.

**Item 6. [Reserved]**



## **Item 7. Management’s Discussion and Analysis of Financial Condition and Results of Operations**

*The following discussion and analysis provide information that management believes is relevant to an assessment and understanding of our consolidated results of operations and financial condition. This discussion should be read in conjunction with the accompanying consolidated financial statements and notes thereto included as a part of the Form 10-K to which this Management’s Discussion and Analysis of Financial Condition and Results of Operations is attached. Unless the context otherwise requires, all references in this section to “Hyzon”, “we”, “us”, and “our” are intended to mean the business and operations of Hyzon Motors Inc. and its consolidated subsidiaries following the consummation of the Business Combination and to Legacy Hyzon and its consolidated subsidiaries prior to the Business Combination.*

### **Overview**

We are headquartered in Bolingbrook, Illinois, with operations in the United States, the Netherlands, Australia, and China. Hyzon is a global supplier of high-performance hydrogen fuel cell systems focused on providing zero-emission power to decarbonize the most demanding industries. We are commercializing our proprietary fuel cell technology through assembling and upfitting heavy duty (“HD”) hydrogen fuel cell electric vehicles (“FCEVs”). When we refer to “assembling” or “converting” our FCEVs, we generally mean integrating our fuel cells and fuel cell stacks with batteries, electric motors, and other components into a chassis to form a completed FCEV that we sell. When we “upfit” a vehicle, we generally mean that we provide services to transform a customer’s internal combustion engine (“ICE”) vehicle into a FCEV.

### **Vehicles and Vehicle Platforms**

Our commercial vehicle business is focused primarily on assembling and converting FCEVs. Our strategy takes a focused approach by designing and developing one vehicle platform in each region to conform with regional regulations and customer preferences. Our strategy to manufacture fuel cells in-house and work with third-party vehicle assemblers is intended to reduce our capital requirements, lower production costs, and ultimately lower total cost of ownership (“TCO”) for customers.

On-road, our potential customers include shipping and logistics companies and retail customers with large distribution networks, such as grocery retailers, food and beverage companies, waste management companies, and municipality and government agencies around the world. Off-road, our potential customers include construction, mining, material handling, and port equipment manufacturers and operators. Our targeted customers often employ a “back-to-base” model where their vehicles return to a central base or depot between operations, thereby allowing operators to have fueling independence as the necessary hydrogen can be produced locally at or proximate to the central base and dispensed at optimally-configured hydrogen refueling stations. Hyzon may expand its range of products and hydrogen solutions as the transportation sector increasingly adopts hydrogen propulsion and investments are made in hydrogen production and related infrastructure in accordance with our expectations.

We expect these opportunities to increase with the technological advances in hydrogen fuel cells and continuing investments in hydrogen production, storage, and refueling infrastructure around the world.

### **Fuel and Infrastructure**

Our hydrogen supply infrastructure business is focused on building and fostering a clean hydrogen supply ecosystem with partners and third parties from feedstock through hydrogen production, dispensing, and financing. We collaborate with strategic partners on development, construction, operation, and ownership of hydrogen production facilities and refueling stations in each major region of our operations, which we intend to complement our back-to-base model and near-term fleet deployment opportunities.

## [Table of Contents](#)

### **Business Combination**

On February 8, 2021, Legacy Hyzon, now Hyzon Motors USA Inc. (“Legacy Hyzon”), a subsidiary of Hyzon Motors Inc., entered into the Business Combination Agreement and Plan of Reorganization (the “Business Combination”) with Decarbonization Plus Acquisition Corporation (“DCRB”) and DCRB Merger Sub Inc. (“Merger Sub”) pursuant to which Merger Sub merged with and into Legacy Hyzon, with Legacy Hyzon surviving the merger as a wholly-owned subsidiary of DCRB. The transaction closed on July 16, 2021. Following the close of the business combination, DCRB was named Hyzon Motors Inc., began trading on The Nasdaq Capital Market, and its common stock and public warrants trade under the symbols “HYZN” and “HYZNW”, respectively.

### **Key Trends and Uncertainties**

We believe that our performance and future success depends on several factors that present significant opportunities for us but also pose risks and challenges, including those discussed below and in Part I, Item 1A. “Risk Factors”.

#### ***Commercial Launch of Hyzon-branded commercial vehicles and other hydrogen solutions***

We reported \$0.3 million revenue from the sale of FCEVs in U.S. for the year ended December 31, 2023. We reported \$3.7 million revenue from the sale of FCEVs in China, fuel cell systems in the U.S., and upfit services in Europe for the year ended December 31, 2022. Our business model has yet to be proven. Prior to full commercialization of our commercial vehicle business at scale, we must complete the construction of required manufacturing facilities for our fuel cells and fuel cell stacks, and we must achieve research and development milestones. Furthermore, we must establish and operate facilities capable of producing our hydrogen fuel cell systems and leverage third-party vehicle manufacturers to assemble our hydrogen-powered commercial vehicles in appropriate volumes and at competitive costs.

Until we can generate sufficient additional revenue from our commercial vehicle business, we expect to finance our operations through equity and/or debt financing. The amount and timing of our future funding requirements will depend on many factors, including the pace and results of our development efforts. We expect that any delays in the successful completion of our manufacturing facilities, availability of critical parts, and/or validation and testing will impact our ability to generate revenue.

#### ***Hydrogen Production and Supply Infrastructure***

We continue to explore opportunities for fostering an end-to-end hydrogen ecosystem delivery model, with a partner-driven approach to design, build, own, and operate hydrogen production hubs and downstream dispensing infrastructure expected to provide zero-to-negative carbon intensity hydrogen at or below diesel-parity cost structures supporting Hyzon vehicle fleet deployments. We continue to explore forming strategic partnerships across the full hydrogen feedstock, production, and dispensing value chain in regions where we operate that will be designed to ensure that the hydrogen fuel required is available at the cost and carbon intensity requirements to drive fleet conversions to Hyzon hydrogen FCEVs. Because we have a partner-driven approach, we are naturally reliant upon our partners’ and other industry participants’ performance in fulfilling the obligations that we depend on for delivery of each segment of that value chain. Additionally, consistent with other construction projects, there are risks related to realized construction cost and schedule that can impact final cost to produce and deliver hydrogen and timing of that delivery, along with the availability of feedstock near our vehicle fleet deployments.

#### ***Continued Investment in Innovation***

Hyzon is a global supplier of high-performance hydrogen fuel cell technology focused on providing zero-emission power to decarbonize the most demanding industries. With agile technology designed for heavy-duty needs, Hyzon seeks to unlock a new industrial revolution fueled by hydrogen, an abundant and clean energy source. Our financial performance will significantly depend on our ability to innovate. We expect to incur increasing research and development expenses as a result. We dedicate significant resources towards research and development and invest heavily in recruiting talent, especially for vehicle design, vehicle software, fuel cell system, and electric powertrain. We will continue our efforts to recruit and retain talented personnel to grow our strength in our core technologies. We expect to incur additional stock-based compensation expenses as we support our growth and status as a publicly traded company.

#### ***Customer Demand***

We are continually seeking to expand our customer base; however, we are focusing on a few major fleet customers and we plan to do so for the next several years. These customers mostly employ a back-to-base model in the early adoption phase of FCEVs. These fleet customers’ vehicles generally return to a central “base” between operations, allowing them to refuel onsite and/or nearby, where hydrogen can be produced locally at or proximate to the central base. While we focus on back-to-base or regional customers, we may expand our target customer focus to include longer-haul truck segments, additional vehicle classes, mobile power, and incremental mobility applications around the world.

#### ***Supplier Relationships***

We depend on third parties, including Horizon, for supply of key inputs and components for our products, such as fuel cells and automotive parts. We seek to negotiate potential relationships with industry-leading OEMs to supply chassis for our Hyzon-branded vehicles but do not yet have any binding agreements and there is no guarantee that definitive agreements will be reached. Even if we reach such agreements, such suppliers, including Horizon, may be unable to deliver the inputs and components necessary for us to produce our hydrogen-powered commercial vehicles or hydrogen fuel cell systems at prices, volumes, and specifications acceptable to us. If we are unable to source required inputs and other components from third parties on acceptable terms, it could have a material adverse effect on our business and results of operations.

The automotive industry continues to face many supply chain disruptions. We are experiencing increases in both the cost of and time to receive raw materials, such as semiconductors or chassis. We also face challenges in securing hydrogen and are experiencing an increase in the cost of hydrogen fuel - both for our internal uses as well as for our customers to operate our FCEVs, which is critically important to our success in working with customers seeking to execute their zero carbon transition initiatives for their fleets. Any such increases or supply interruptions could materially negatively impact our business, prospects, financial condition, and operating results.

#### ***Market Trends and Competition***

The last ten years have seen the rapid development of alternative energy solutions in the transportation space. We believe that this growth will continue to accelerate as increased product offerings, technological developments, reduced costs, additional supporting infrastructure, and increased global focus on climate goals drive broader adoption.

We believe that commercial vehicle operators, our primary target market, will be driven towards hydrogen-powered commercial vehicles predominantly by the need to decarbonize activities, but also by the potential for lower TCO in comparison to the cost of ownership associated with traditional gasoline and diesel internal combustion engines.

Our fuel cell technology can also be deployed across a broad range of mobility applications, including construction, mining, rail, maritime, and aviation ground equipment.

The competitive landscape for our commercial vehicles ranges from vehicles relying on legacy internal combustion engines, to extended range electric and battery electric engines, to other hydrogen fuel cell and alternative low-to-no carbon emission propulsion vehicles. Competitors include well established vehicle companies already deploying vehicles with internal fuel cell technology and other HD vehicle companies that have announced their plans to offer fuel cell trucks in the future. We also face competition from other fuel cell manufacturers. We believe that our company is well positioned to capitalize on growth in demand for alternative low-to-no carbon emission propulsion vehicles due to the numerous benefits of hydrogen power, including hydrogen’s abundance and ability to be produced locally and the generally faster refueling times for hydrogen-powered commercial vehicles, as compared to electricity-powered vehicles. However, in order to successfully execute on our business plan, we must continue to innovate and convert successful research and development efforts into differentiated products, including new commercial vehicle models.

Our current and potential competitors have greater financial, technical, manufacturing, marketing, and other resources. Our competitors may be able to deploy greater resources to the design, development, manufacturing, distribution, promotion, sales, marketing, and support of their internal combustion, alternative fuel, and electric truck programs.

*Regulatory Landscape*

We operate in a highly regulated industry. The failure to comply with laws or regulations, including rules and regulations covering vehicle safety, emissions, dealerships, and distributors, could subject us to significant regulatory risk and changing laws, regulations, enforcement policies, and priorities could adversely affect our business, prospects, financial condition, and operating results. We may be also required to obtain and comply with the terms and conditions of multiple environmental permits, many of which are difficult and costly to obtain and could be subject to legal challenges. We depend on global customers and suppliers, and adverse changes in governmental policy or trade regimes could significantly impact the competitiveness of our products. Changes to applicable tax laws and regulations or exposure to additional income tax liabilities could affect our business and future profitability. See the section entitled “Government Regulations” in Part I, Item 1. “Business”.

[Table of Contents](#)

**Results of Operations**

The following table sets forth our historical operating results for the periods indicated (in thousands):

	Year Ended December 31, 2023	Year Ended December 31, 2022	\$ Change	% Change
<b>Revenue</b>	<b>\$ 295</b>	<b>\$ 3,726</b>	<b>\$ (3,431)</b>	<b>(92)%</b>
<b>Operating expense:</b>				
Cost of revenue	15,656	23,320	(7,664)	(33) %
Research and development	43,729	39,132	4,597	12 %
Selling, general, and administrative	121,164	114,073	7,091	6 %
Restructuring and related charges	7,765	—	7,765	NM
Total operating expenses	188,314	176,525	11,789	7 %
<b>Loss from operations</b>	<b>(188,019)</b>	<b>(172,799)</b>	<b>(15,220)</b>	<b>9 %</b>
<b>Other income (expense):</b>				
Change in fair value of private placement warrant liability	962	14,106	(13,144)	(93) %
Change in fair value of earnout liability	9,202	92,834	(83,632)	(90) %
Gain (loss) on equity securities	(14,267)	10,082	(24,349)	(242) %
Foreign currency exchange loss and other expense, net	(1,402)	(549)	(853)	155 %
Investment income and interest income, net	9,006	2,339	6,667	285 %
Total other income (expense)	3,501	118,812	(115,311)	(97) %
<b>Loss before income taxes</b>	<b>(184,518)</b>	<b>(53,987)</b>	<b>(130,531)</b>	<b>242 %</b>
Income tax expense (benefit)	(492)	526	(1,018)	(194) %
<b>Net loss</b>	<b>(184,026)</b>	<b>(54,513)</b>	<b>(129,513)</b>	<b>238 %</b>
Less: Net gain (loss) attributable to noncontrolling interest	16	(22,327)	22,343	(100) %
<b>Net loss attributable to Hyzon</b>	<b>(184,042)</b>	<b>(32,186)</b>	<b>(151,856)</b>	<b>472 %</b>

NM Not meaningful

*Revenue.* Revenue represents sales of hydrogen FCEVs, fuel cell systems, and upfit services.

Revenue for the year ended December 31, 2023 was \$0.3 million from sale of a FCEV in the U.S. Revenue for the year ended December 31, 2022 was \$3.7 million and consists of \$2.5 million from the sale of 62 FCEVs, \$1.1 million from sales of fuel cell systems, and \$0.1 million from upfit services.

*Operating Expenses.* Operating expenses for the year ended December 31, 2023 were \$188.3 million, compared to \$176.5 million for the year ended December 31, 2022. Operating expenses consist of Cost of revenue, Research and development expenses, Selling, general and administrative expenses, and Restructuring and related charges.

*Cost of Revenue.* Cost of revenue includes direct materials, labor costs, allocated overhead costs related to the assembly and upfitting of hydrogen FCEVs, fuel cell systems, estimated warranty costs, and inventory write-downs.

Cost of revenue for the year ended December 31, 2023 totaled \$15.7 million, a decrease of \$7.6 million from 2022. The decrease is primarily related to various activities incurred in 2022, which include \$3.0 million for the cost of 20 FCEVs delivered in China, \$2.7 million in upfit services in Europe, and \$0.6 million of costs to deliver fuel cell systems in the U.S. Cost of revenue for the year ended December 31, 2023 included \$13.0 million in inventory write-downs and \$2.3 million in cost provisions accrued for customer contract activities in Europe. Cost of revenue for the year ended December 31, 2022 included \$13.1 million in inventory write-downs in Europe and \$2.7 million in cost provisions accrued for customer contract activities in Europe.

*Research and Development Expenses.* Research and development expenses represent costs incurred to support activities that advance the development of current and next generation hydrogen-powered fuel cell systems, the design and development of electric powertrains, and the integration of those systems into various mobility applications. Our research and development expenses consist primarily of employee-related personnel expenses, prototype materials, tooling, design expenses, consulting and contractor costs, and an allocated portion of overhead costs.

Research and development expenses were \$43.7 million and \$39.1 million for the years ended December 31, 2023 and 2022, respectively. The increase was primarily due to \$6.9 million in higher personnel costs, which were incurred in order to enhance our research and development expertise in vehicle design, vehicle software, fuel cell systems, and electric powertrains. The increase is partially offset by a \$2.3 million decrease related to materials used in research and development.

*Selling, General, and Administrative Expenses.* Selling expenses consist primarily of employee-related costs for individuals working in our sales and marketing departments, third-party commissions, and related outreach activities. General and administrative expenses consist primarily of personnel-related expenses associated with our executive, finance, legal, information technology, and human resources functions, as well as professional fees for legal, audit, accounting, and other consulting services and an allocated portion of overhead costs.

Selling, general, and administrative expenses were \$121.2 million and \$114.1 million for years ended December 31, 2023 and 2022, respectively. The increase includes \$25.0 million related to the resolution of the SEC investigation, of which \$17.0 million is recorded as current liabilities and \$8.0 million as long-term liabilities, which is partially offset by \$8.4 million related to the cancellation of the Orten acquisition in Europe that occurred during the year ended 2022, \$6.3 million in lower consulting fees, and \$1.8 million in lower D&O insurance.

*Restructuring and Related Charges.* Restructuring and related charges were \$7.8 million for the year ended December 31, 2023. We did not have any restructuring and related charges for the year ended December 31, 2022. The increase was driven by \$4.6 million of asset and lease impairments in Europe, and \$2.8 million of asset impairments in the U.S. and \$0.4 million in employee-related expenses.

*Change in Fair Value.* Change in fair value represents non-cash gains or losses in estimated fair values of the private placement warrant liability, earnout liability, and investments in equity securities. Private placement warrant and earnout liabilities are remeasured at each balance sheet date. Equity securities are remeasured when there is an observable price adjustment in an orderly transaction for an identical or similar investment in the same investee entity or impairment.

Changes in estimated fair values of private placement warrant liability, earnout liability, and investments in equity securities for the year ended December 31, 2023, were \$1.0 million, \$9.2 million and \$14.3 million respectively. The \$14.3 million decrease in equity securities represents the an impairment charge associated with the Company's investment in Raven SR. Change in estimated fair value of private placement warrant liability, earnout liability, and investments in equity securities for the year ended December 31, 2022 were \$14.1 million, \$92.8 million, and \$10.1 million respectively.

*Foreign Currency Exchange Loss and Other Expense, net.* Foreign currency exchange loss represents exchange rate losses related to all transactions denominated in a currency other than our or our subsidiary's functional currencies.

Foreign currency exchange loss was \$1.1 million for the year ended December 31, 2023, compared to \$0.5 million loss for the year ended December 31, 2022. In addition to the foreign currency exchange loss, there was \$0.3 million and \$0.1 million of other expense for the years ended years ended December 31, 2023 and 2022, respectively.

*Investment income and interest expense, net.* Investment income was \$6.9 million and interest income, net was \$2.1 million for the year ended December 31, 2023. Investment income was \$1.9 million and interest income, net was \$0.4 million for the year ended December 31, 2022. Investment income for the year ended December 31, 2023 and 2022 primarily relates to realized gains on short-term investments. Interest income for the year ended December 31, 2023 primarily relates to interest income on our cash and cash equivalents.

*Income Tax Expense.* For the year ended December 31, 2023, the Company reversed a deferred tax liability established in 2022, which resulted in a net discrete tax benefit of \$0.5 million. For the year ended December 31, 2022 the Company recorded a net discrete tax expense of \$0.5 million associated with the establishment of a deferred tax liability that was not expected to offset available deferred tax assets. The Company has cumulative net operating losses at the federal and state level and maintains a full valuation allowance against its deferred tax assets.

*Net Gain (Loss) Attributable to Noncontrolling Interests.* Net gain (loss) attributable to noncontrolling interests represents results attributable to third parties in our operating subsidiaries. Net gain (loss) is generally allocated based on such ownership interests held by third parties with respect to each of these entities.

Net gain attributable to noncontrolling interests was negligible for the year ended December 31, 2023, compared to net loss of \$22.3 million for the year ended December 31, 2022. The change is primarily because the Company acquired the remaining equity interests of Hyzon Europe from Holthausen in December 2022. The Company now holds 100% ownership in Hyzon Europe.

[Table of Contents](#)

**Non-GAAP Financial Measures**

In addition to our results determined in accordance with accounting principles generally accepted in the United States of America (“U.S. GAAP”), we believe that the following non-GAAP measures are useful in evaluating our operational performance. We use the following non-GAAP financial information to evaluate our ongoing operations and for internal planning and forecasting purposes. We believe that non-GAAP financial information, when taken collectively, may be helpful to investors in assessing our operating performance.

**EBITDA and Adjusted EBITDA**

“EBITDA” is defined as net loss before interest expense, income tax expense or benefit, and depreciation and amortization. “Adjusted EBITDA” is defined as EBITDA adjusted for stock-based compensation expense, change in fair value of private placement warrant liability, change in fair value of earnout liability, gain (loss) on equity securities, investment and interest income, and other special items determined by management, if applicable. EBITDA and Adjusted EBITDA are intended as supplemental measures of our performance that are neither required by, nor presented in accordance with, U.S. GAAP. We believe that the use of EBITDA and Adjusted EBITDA provides an additional tool for investors to use in evaluating ongoing operating results and trends and in comparing our financial measures with those of comparable companies, which may present similar non-GAAP financial measures to investors. However, you should be aware that when evaluating EBITDA and Adjusted EBITDA, we may incur future expenses similar to those excluded when calculating these measures. In addition, our presentation of these measures should not be construed as an inference that our future results will be unaffected by unusual or non-recurring items. Our computation of EBITDA and Adjusted EBITDA may not be comparable to other similarly titled measures computed by other companies, because all companies may not calculate in the same fashion.

Because of these limitations, EBITDA and Adjusted EBITDA should not be considered in isolation or as a substitute for performance measures calculated in accordance with U.S. GAAP. We compensate for these limitations by relying primarily on our U.S. GAAP results and using EBITDA and Adjusted EBITDA on a supplemental basis. You should review the reconciliation of net loss to EBITDA and Adjusted EBITDA below and not rely on any single financial measure to evaluate our business.

The following table reconciles net loss to EBITDA and Adjusted EBITDA (in thousands):

	Year Ended December 31, 2023	Year Ended December 31, 2022
<b>Net loss</b>	<b>\$ (184,026)</b>	<b>\$ (54,513)</b>
Interest expense	17	41
Income tax expense (benefit)	(492)	526
Depreciation and amortization	3,977	3,704
<b>EBITDA</b>	<b>\$ (180,524)</b>	<b>\$ (50,242)</b>
<i>Adjusted for:</i>		
Change in fair value of private placement warrant liability	(962)	(14,106)
Change in fair value of earnout liability	(9,202)	(92,834)
(Gain) loss on equity securities	14,267	(10,082)
Stock-based compensation	7,481	5,332
Executive transition charges <sup>(1)</sup>	—	602
Regulatory and legal matters <sup>(2)</sup>	35,983	29,816
Acquisition-related expenses <sup>(3)</sup>	—	8,400
Investment and interest income	(9,023)	(2,380)
Restructuring and related charges	7,765	—
<b>Adjusted EBITDA</b>	<b>\$ (134,215)</b>	<b>\$ (125,494)</b>

(1) The 2022 executive transition charges include a separation payment and salary expense for technical advisory services related to the Company's former Executive Chairman.

(2) Regulatory and legal matters include legal, advisory, and other professional service fees incurred in connection with the short-seller analyst article from September 2021, and investigations and litigation related thereto. The year ended December 31, 2023 includes the legal loss contingency accrual of \$25.0 million from the final resolution of the SEC investigation.

(3) Acquisition-related expenses incurred for potential and actual acquisitions that are unrelated to the current operations and are neither comparable to the prior period nor predictive of future results. The 2022 expenses relate to the Orten business combination cancellation.

**Free Cash Flow**

In addition to reporting our cash flow generation and usage based upon the operating, investing, and financing classifications included in the Consolidated Statements of Cash Flows, we also report free cash flow, a non-GAAP measure which represents net cash used in operating activities less capital expenditures. We believe that free cash flow is an important measure of operating performance because it provides management and investors with a measure of cash that is available for mandatory payment obligations and investment opportunities.

The following table reconciles cash flow used in operating activities to our free cash flow (in thousands):

	Year Ended December 31, 2023	Year Ended December 31, 2022
Cash used in operating activities	\$ (135,606)	\$ (149,097)
Less: Capital expenditures	(7,849)	(14,133)
<b>Free cash flow</b>	<b>\$ (143,455)</b>	<b>\$ (163,230)</b>

**Liquidity and Going Concern**

These consolidated financial statements have been prepared by management in accordance with U.S. GAAP and this basis assumes that the Company will continue as a going concern, which contemplates the realization of assets and the satisfaction of liabilities and commitments in the normal course of business. These consolidated financial statements do not include any adjustments that may result from the outcome of the uncertainties described below.

In accordance with ASC 205-40, Presentation of Financial Statements - Going Concern (“ASC 205-40”), the Company evaluates whether there are certain conditions and events, considered in the aggregate, which raise substantial doubt about the Company’s ability to continue as a going concern. In accordance with ASC 205-40, the Company’s analysis can only include the potential mitigating impact of the plans that have not been fully implemented as of the issuance date of these consolidated financial statements if (a) it is probable that these plans will be effectively implemented within one year after the date that the financial statements are issued, and (b) it is probable that the plans, when implemented, will alleviate the relevant conditions or events that raise substantial doubt about the Company’s ability to continue as a going concern within one year after the date that the financial statements are issued.

Net cash used in operating activities was \$135.6 million and \$149.1 million for the years ended December 31, 2023, and 2022, respectively. As of December 31, 2023, we had \$112.3 million unrestricted cash and cash equivalents, and positive working capital of \$110.0 million. The Company incurred net losses of \$184.0 million and \$54.5 million for the years ended December 31, 2023, and 2022, respectively.

As of the date of this Annual Report on Form 10-K, the Company has concluded that substantial doubt exists about its ability to continue as a going concern as the Company believes that its existing financial resources are not sufficient to support planned operations for the next 12 months following the issuance date of these consolidated financial statements.

In order to reduce the cash used in operating activities, the Company implemented certain cost savings initiatives in late 2022 and the first half of 2023, as well as a restructuring plan in July 2023, as

further discussed in Note 4. Restructuring and Related Charges in the consolidated financial statements. While these plans are anticipated to reduce cash outflows when compared to prior periods, the Company's continued existence is dependent upon its ability to obtain additional financing, as well as to attain and maintain profitable operations by entering into profitable sales or service contracts and generating sufficient cash flow to meet its obligations on a timely basis. The Company's business will require significant funding to execute its long-term business plans. If the Company fails to raise additional funding in time or in a sufficient amount to meet its requirements, the Company may be required or compelled to pursue additional restructuring initiatives to preserve cash, working capital, and optionality.

The Company plans to improve its liquidity through a combination of equity and/or debt financing, alliances, or other partnership agreements with entities interested in our technologies, and the liquidation of certain inventory balances. If the Company raises funds in the future by issuing equity securities, dilution to stockholders will occur and may be substantial. Any equity securities issued may also provide for rights, preferences, or privileges senior to those of common stockholders. If the Company raises funds in the future by issuing debt securities, these debt securities could have rights, preferences, and privileges senior to those of common stockholders. The terms of any debt securities or borrowings could impose significant restrictions on the Company's operations. The capital markets have experienced in the past, and may experience in the future, periods of upheaval that could impact the availability and cost of equity and debt financing. In addition, federal fund rates set by the Federal Reserve, which serve as a benchmark for rates on borrowing, will continue to impact the cost of debt financing.

There can be no assurance that any such financing can be realized by the Company, or if realized, what the terms thereof may be, or that any amount that the Company is able to raise will be adequate to support the Company's working capital requirements and/or fuel cell technology advancement. If the Company cannot raise additional funds when needed or on acceptable terms, the financial condition, business, prospects, and results of operations could be materially adversely affected. In addition, the Company is subject to, and may become a party to, a variety of litigation, other claims, suits, indemnity demands, regulatory actions, and government investigations and inquiries in the ordinary course of business. The outcome of litigation and other legal proceedings, including the other claims described under Legal Proceedings in Note 14. Commitments and Contingencies, are inherently uncertain, and adverse judgments or settlements in some or all of these legal disputes may result in materially adverse monetary damages or injunctive relief against us, which may not be covered in full or in part by insurance.

#### Liquidity Requirements

Our recent uses of cash have been funding operations and investing in capital expenditures. Our future cash requirements will depend on many factors, including revenue growth rate, achieving profitability on our revenue contracts, the timing and the amount of cash received from customers, capital expenditures associated with our capacity expansion, and the continuing market adoption of our products. Our business requires significant funding in the near term to sustain operations and we will require significant additional funding thereafter to execute our long-term business plans.

Given the challenging capital market environment that exists today, we implemented certain cost savings initiatives, particularly, in July 2023, the board of directors approved a restructuring program as further discussed in Note 4. Restructuring and Related Charges of the consolidated financial statements. While our plans intend to reduce cash outflows when compared to prior periods, our continued existence is dependent upon our ability to obtain additional financing. The timing and magnitude of such required financing will be influenced by our ability to attain and maintain profitable operations and to generate sufficient operating cash flow to meet our obligations on a timely basis. However, actual results could vary materially and negatively as a result of a number of factors, including but not limited to:

- our ability to manage the costs of manufacturing and servicing the FCEVs;
- revenue received from sales of our FCEVs and 200kW single stack fuel cell systems, and providing upfit services;
- the costs of expanding and maintaining our fuel cell manufacturing facility and equipment;
- availability of hydrogen infrastructure and the cost of hydrogen fuel;
- our warranty claims expense should actual warranty claims differ significantly from estimates;
- the scope, progress, results, costs, timing and outcomes of the commercial development of our FCEV customer pipeline and conversion to contracts and deliveries;
- the timing and the costs involved in bringing our vehicles and 200kW single stack fuel cell systems to market;
- the costs of maintaining, expanding and protecting our intellectual property portfolio, including potential litigation costs and liabilities;
- the timely assembly of, delivery to customers and performance of our FCEVs and 200kW single stack fuel cell systems for purposes of revenue recognition and expanding contracted revenue pipeline with customers;
- the costs of additional general and administrative personnel, including accounting and finance, legal and human resources, as well as costs related to litigation, investigations, or settlements; and
- other risks discussed in Part I, Item 1A., "Risk Factors" included within this Annual Report on Form 10-K.

#### Cash Flows

The following table is summarized from our Consolidated Statements of Cash Flows (in thousands):

	Year Ended December 31, 2023	Year Ended December 31, 2022
Net cash used in operating activities	\$ (135,606)	\$ (149,097)
Net cash provided by (used in) investing activities	188,095	(216,210)
Net cash used in financing activities	(399)	(14,293)

#### Cash Flows from Operating Activities

Net cash used in operating activities was \$135.6 million for the year ended December 31, 2023, as compared to \$149.1 million for the year ended December 31, 2022. The cash flows used in operating activities for the year ended December 31, 2023 were primarily driven by net loss of \$184.0 million and adjustments for certain non-cash items and changes in operating assets and liabilities. Non-cash charges and expense primarily consisted of \$14.3 million impairment in equity securities, \$13.0 million for the write-down of inventory, \$7.5 million in restructuring and related charges, \$7.5 million of stock-based compensation expense, \$4.0 million in depreciation and amortization, \$1.3 million in foreign currency transaction loss, and a \$1.3 million impairment of property and equipment. Non-cash charges and expense were partially offset by non-cash gain adjustments that consisted of the change in estimated fair value of earnout liability of \$9.2 million, accretion of discount on available-for-sale debt securities of \$2.2 million, and the change in estimated fair value of the private placement warrant liability of \$1.0 million. Changes in operating assets and liabilities were primarily driven by increases of \$7.8 million in other liabilities, \$6.4 million in net related party payables, \$6.1 million in contract liabilities, \$4.8 million in inventory balances, \$4.3 million in accrued liabilities, \$1.6 million in unbilled receivable, and \$0.5 million in account receivable, and decreases of \$12.3 million in accounts payable, \$6.5 million in prepaid expenses and other current assets, and \$0.3 million in other assets.

Net cash used in operating activities was \$149.1 million for the year ended December 31, 2022. The cash flows used in operating activities for the year ended December 31, 2022 were primarily driven by net loss of \$54.5 million and adjustments for certain non-cash items and changes in operating assets and liabilities. Non-cash gain adjustments primarily consisted of changes in estimated fair value of private placement warrant liability of \$14.1 million and earnout liability of \$92.8 million and equity securities of \$10.1 million. These non-cash gain adjustments were partially offset by \$14.3 million for the write-down of inventory, \$5.3 million stock-based compensation expense, \$3.7 million in depreciation and amortization, and \$1.4 million impairment of property and equipment. Changes in operating assets and liabilities were primarily driven by increases of \$32.5 million in inventory balances, \$20.1 million in accrued liabilities, \$5.8 million in accounts payable, and decreases of \$8.1 million in prepayments for vehicle inventory, production equipment, other supplier deposits and D&O insurance, and \$6.0 million in contract liabilities.

#### Cash Flows from Investing Activities

Net cash provided by investing activities was \$188.1 million for the year ended December 31, 2023, as compared to \$216.2 million net cash used in investing activities for the year ended December 31, 2022. The cash flows provided by investing activities was primarily driven by \$145.3 million in proceeds from maturities of short-term investments and \$67.0 million in proceeds for the

sale of short-term investments offset by \$16.6 million in the purchase of short-term investments and \$7.8 million for property and equipment purchases. The cash flows used in investing activities for the year ended December 31, 2022 was primarily driven by \$352.2 million in the purchase of short-term investments, \$14.1 million for property and equipment purchases and \$8.5 million investment in Raven S1, offset by \$159.3 million in proceeds from maturities of short-term investments.

#### **Cash Flows from Financing Activities**

Net cash used in financing activities was \$0.4 million for the year ended December 31, 2023, as compared to \$14.3 million for the year ended December 31, 2022. The cash flows used by financing activities for the year ended December 31, 2023 were driven primarily by \$0.2 million payment towards the finance lease liability and \$0.2 million for the net share settlement of equity awards. The cash flows used by financing activities for the year ended December 31, 2022 were driven primarily by a \$6.4 million payment towards the repurchase of common stock as treasury stock, a \$3.7 million payment towards the acquisition of the remaining 49.5% of Hyzon Europe, a \$3.1 million payment towards the Horizon IP Agreement, \$0.6 million for the net share settlement of equity awards and \$0.4 million payment towards the finance lease liability.

#### **Contractual Obligations and Commitments**

The following table presents our contractual obligations and commitments to make future payments as of December 31, 2023 (in thousands):

	Total	2024	2025	2026	2027	2028 and thereafter
Operating Lease Obligations <sup>(1)</sup>	8,725	2,186	1,782	1,366	769	2,622
Binding Commitments <sup>(2)</sup>	5,963	5,963	—	—	—	—
	<b>\$ 14,688</b>	<b>\$ 8,149</b>	<b>\$ 1,782</b>	<b>\$ 1,366</b>	<b>\$ 769</b>	<b>\$ 2,622</b>

(1) The minimum lease payments for operating lease obligations. The operating leases relate to real estate and vehicles. No asset is leased from any related party.

(2) Binding commitments are for raw materials, joint venture agreements, joint development agreements and various other types of contracts. The obligations to purchase FCEV components are either non-cancellable or partially cancellable.

#### **Off-Balance Sheet Arrangements**

We do not maintain any off-balance sheet arrangements, transactions, obligations or other relationships with unconsolidated entities that would be expected to have a material current or future effect upon our financial condition or results of operations.



## [Table of Contents](#)

### **Critical Accounting Policies and Estimates**

Our consolidated financial statements and accompanying notes are prepared in accordance with U.S. GAAP. Preparing financial statements requires management to make estimates and assumptions that affect the reported amounts of assets, liabilities, revenue, and expenses. These estimates and assumptions are affected by management's applications of accounting policies. Certain policies are particularly important to the portrayal of our financial position and results of operations and require the application of significant judgment by management to determine appropriate assumptions to be used in certain estimates; as a result, they are subject to an inherent degree of uncertainty and are considered critical. Accordingly, we believe the following policies are the most critical to aid in fully understanding and evaluating our financial condition and results of operations.

#### **Revenue**

The Company accounts for revenue in accordance with ASC 606, *Revenue from Contracts with Customers* ("ASC 606"). Revenue is based on the amount of transaction price to which the Company is entitled, subject to the allocation of the transaction price to distinct performance obligations. The Company recognizes revenue when its customer obtains control of promised goods or services in an amount that reflects the consideration for which the Company expects to receive in exchange for those goods or services. To determine revenue recognition, the Company performs the following five steps: (1) identify the contract(s) with a customer, (2) identify the performance obligations in the contract, (3) determine the transaction price, (4) allocate the transaction price to the performance obligations in the contract and (5) recognize revenue when (or as) the entity satisfies a performance obligation.

The Company recognizes the incremental costs of obtaining contracts, including commissions, as an expense when incurred as the contractual period of the Company's arrangements are expected to be one year or less. Amounts billed to customers related to shipping and handling are classified as revenue, and the Company has elected to recognize the cost for freight and shipping when control over vehicles, parts, or accessories has transferred to the customer as an expense in cost of revenue.

#### **Product Sales**

The Company enters into sales contracts with customers for the purchase of the Company's products and services including fuel cell systems, FCEVs, parts, product support, and other related services. The Company considers order confirmations or purchase orders, which in some cases are governed by master vehicle supply agreements, to be contracts with a customer. The Company recognizes revenue when it satisfies a performance obligation by transferring control of product(s) or service to a customer. On standard vehicle sales contracts, revenues are recognized at a point in time when customers obtain control of the vehicle, which among other indicators, is generally when transfer of title and risks and rewards of ownership of goods have passed and when the Company has a present right to payment. The Company does not include a right of return on its products other than rights related to standard warranty provisions that permit repair or replacement of defective goods. Provisions for warranties are made at the time of sale. Sales, value-added, and other taxes collected concurrent with revenue producing activities are excluded from revenue.

Payment terms for sales of FCEVs to certain customers have included installment billing terms to fund the Company's working capital requirements. The Company does not adjust the transaction price for a significant financing component when the performance obligation is expected to be fulfilled within a year as the amount is not material.

In China, the Company granted extended payment terms to customers, which resulted in the Company concluding collection of all of the consideration under the contract is not probable. As a result, the contract existence criteria under ASC 606 is not met and revenue is recognized to the extent of consideration received provided the amounts are non-refundable, the Company has transferred control of the goods or services to which the consideration relates, the Company has stopped transferring goods or services, and there is no obligation to transfer additional services ("Alternative Method for Revenue Recognition"). Revenue is recognized under the Alternative Method of Revenue Recognition, which may not be in the same period that control of the related goods is transferred to the customers.

#### **Upfit Services**

The Company also enters into contracts with customers to upfit ICE vehicles to FCEVs. In general, the customer controls any work in process arising from the Company's performance; and the Company has in effect agreed to sell its rights to the work as it performs on a continuous basis. Revenue from these contracts is generally recognized over time utilizing an input method. Under the input method, the extent of progress towards completion is measured based on the ratio of normal costs incurred to date to the total estimated costs at completion of the performance obligation. Unexpected amounts of wasted materials, labor, or other resources are excluded from the cost-to-cost measure of progress. The Company believes that this method is the most accurate representation of the Company's performance, because it directly measures the value of the services transferred to the customer over time as the Company incurs costs on its contracts. Contract costs include all direct materials, labor, and indirect costs related to contract performance, which may include indirect labor, supplies, tools, repairs, and depreciation costs. The amount of revenue recognized for these contracts in a period is dependent on our ability to estimate total contract costs. The Company continually evaluates its estimates of total contract costs based on available information and experience.

#### **Leasing**

In certain contracts with customers to provide upfit services including installation of the fuel cell powertrain, the Company may offer certain trade-in and buyback options of FCEVs to its end customers who purchase upfit services. Under these arrangements, the Company receives full payment shortly after the upfit FCEV is delivered, and its end customers subsequently have the option to trade-in for credit or sell the FCEV back for cash during an agreed upon period and for a predetermined value. Contracts with the option to trade-in or return a FCEV are accounted for as an operating lease in accordance with ASC 842 *Leases* ("ASC 842") when its end customers have a significant economic incentive to exercise the trade-in or buyback option at contract inception. The estimate of an end customer's economic incentive to trade-in or return the FCEV includes a comparison between the FCEV's estimated market value at the time the option is exercisable and the predetermined value offered in the contract. The Company records operating lease revenue and depreciation expense for the leased assets, i.e., installed fuel cell powertrain, on a straight-line basis over the lease term. At the end of the lease, if the trade-in or buyback option is not exercised, the buyback liability will be recognized as revenue.

When the end customer does not have a significant economic incentive to exercise the trade-in or buyback option, or in contracts where no trade-in or buyback option are offered, the contract is accounted for as a product sale.

#### **Share-based Compensation**

We measure and recognize compensation expense for all stock options and restricted stock awards based on the estimated fair value of the award on the grant date. The fair value is recognized as expense over the requisite service period, which is generally the vesting period of the respective award, on a straight-line basis when the only condition to vesting is continued service. If vesting is subject to a market or performance condition, recognition is based on the derived service period of the award. Expense for awards with performance conditions is estimated and adjusted based upon the assessment of the probability that the performance condition will be met.

We use the Black-Scholes option pricing model to estimate the fair value of stock option awards with service and/or performance conditions. The Black-Scholes option pricing model requires management to make a number of assumptions, including the expected life of the option, the volatility of the underlying stock, the risk-free interest rate and expected dividends. The assumptions used in our Black-Scholes option-pricing model represent our best estimates at the time of grant. These estimates involve a number of variables, uncertainties and assumptions and the application of our judgment, as they are inherently subjective. If any assumptions change, our stock-based compensation expense could be materially different in the future.

These assumptions are estimated as follows:

- *Fair Value of Common Stock.* Prior to the Business Combination with DCRB, the grant date fair value of our common stock utilized in the calculation of share-based compensation was determined using valuation methodologies which utilize certain assumptions, including observations of comparable equity values and transactions, probability weighting of events, time to liquidation, a risk-adjusted interest rate, and assumptions regarding our projected future cash flows and growth potential. Following the Business Combination with DCRB, as Class A common stock is traded in the public market, fair value is measured on the grant date based on the closing fair market value of our common stock.
- *Expected Term.* The expected term represents the period that our stock options are expected to be outstanding.
- *Expected Volatility.* We determine the price volatility factor based on the historical price volatility of our publicly traded peer group as Hyzon does not have a long trading history for our

common stock. Industry peers consist of several public companies in the automotive and energy storage industry that are similar to Hyzon in size, stage of life cycle, and financial leverage.

- *Risk-Free Interest Rate.* The risk-free interest rate was based on U.S. Treasury zero-coupon securities with maturities consistent with the estimated expected term.
- *Expected Dividend Yield.* We have not paid dividends on our common stock nor do we expect to pay dividends in the foreseeable future.

#### **Private Placement Warrant Liabilities**

We account for warrants as either equity-classified or liability-classified instruments based on an assessment of the warrant's specific terms and applicable authoritative guidance in ASC 480 and ASC 815. The assessment considers whether the warrants are freestanding financial instruments pursuant to ASC 480, meet the definition of a liability pursuant to ASC 480, and whether the warrants meet all of the requirements for equity classification under ASC 815, including whether the warrants are indexed to the Company's own common stock and whether the warrant holders could potentially require "net cash settlement" in a circumstance outside of the Company's control, among other conditions for equity classification. This assessment, which requires the use of judgment, is conducted at the time of warrant issuance and as of each subsequent quarterly period end date while the warrants are outstanding.

We account for the Private Placement Warrants (as defined in Item 8, Note 16. Stockholders' Equity), in connection with the Business Combination, as liabilities. In accordance with ASC 815, the Private Placement Warrants do not meet the criteria for equity classification and must be recorded as liabilities. As the Private Placement Warrants meet the definition of a derivative as contemplated in ASC 815, the warrants are measured at fair value at inception and remeasured at each reporting date.

Following the lapsing of certain transferability restrictions subsequent to the Business Combination, the features of the Private Placement Warrants became identical to the Public Warrants (as defined in Item 8, Note 16. Stockholders' Equity), except that so long as they are held by the sponsor of the Business Combination, the Private Placement Warrants are not redeemable by the Company. Due to these similarities, the estimated fair value of the Private Placement warrants is comparable to the fair value of the Public Warrants on a per warrant basis. However, we, with the assistance of third-party valuations, utilize the binomial lattice valuation model ("BLM") to perform a comparison of the fair value of Private Placement Warrants to the Public Warrants as of each reporting date.

#### **Earnout Liability**

The earnout shares held by Legacy Hyzon's common stockholders are accounted for as a liability. In accordance with ASC 815, the earnout shares held by Legacy Hyzon common stockholders do not meet the criteria for equity classification and must be recorded as liabilities. Pursuant to ASC 805 initial measurement of these earnout shares are measured at its acquisition-date fair value and included as part of the consideration transferred in a business combination. As these earnout shares meet the definition of a derivative as contemplated in ASC 815, they are remeasured at each reporting date.

The earnout shares issued to other holders of outstanding equity awards are accounted for in accordance with ASC 718, *Stock Compensation*, as they relate to stock-based compensation awards issued in exchange for service provided or to be provided to the Company. We recognized the earnout shares to other equity holders as separate and incremental awards from other equity holders' underlying stock-based compensation awards. Upon the close of the Business Combination, we became contingently obligated to issue earnout shares if the vesting conditions were met. However, for unvested equity awards and where grant date was not established, we did not recognize any expense.

We, with the assistance of third-party valuations, utilize the Monte-Carlo valuation model to estimate the fair value of earnout shares at each reporting date. The application of the Monte-Carlo pricing model utilizes significant unobservable assumptions, including volatility. Significant judgment is required in determining the expected volatility of our common stock. Monte Carlo analysis simulates the future path of the Company's stock price over the earnout period. The carrying amount of the liability may fluctuate significantly and actual amounts paid may be materially different from the liability's estimated value.

#### **Impairment of Investments in Equity Securities**

We own common shares, participation rights, and options to purchase additional common shares in certain private companies, which do not have a readily determinable fair value and are measured at cost minus impairment, if any, and are adjusted for changes resulting from observable price changes in orderly transactions for an identical or similar investments. We review these investments regularly to determine if impairment has occurred. We assess whether an impairment loss on these equity securities, which are primarily investments in privately held companies, has occurred based on qualitative factors such as the companies' financial condition and business outlook, industry performance, regulatory, economic or technological environment, and other relevant events and factors affecting the investee companies. When indicators of impairment exist, we estimate the fair value of these equity securities using the market approach and/or the income approach. If any impairment is identified, we write down the investment to its fair value and record the corresponding charge through Other income (expense) on our Consolidated Statements of Operations and Comprehensive Loss. Estimating fair value requires judgment and use of estimates such as discount rates, forecasted cash flows, and market data of comparable companies, among others.

#### **Impairment of Equity Method Investments**

We have investments in various unconsolidated joint ventures accounted for using the equity method, minus impairment. Equity method investments are assessed for impairment when there are indicators of a loss in value, such as a lack of sustained earnings capacity or a current fair value less than the investment's carrying amount. When it is determined such a loss in value is other than temporary, an impairment charge is recognized for the difference between the investment's carrying value and its estimated fair value. When determining whether a decline in value is other than temporary, we consider various factors such as the duration and extent of the decline, the investee's financial condition and near-term prospects, and our ability and intention to retain our investment for a period that will be sufficient to allow for any anticipated recovery in the value of the investment. The Company did not recognize any other-than-temporary impairment losses during the years ended December 31, 2023 and 2022.

#### **Contingencies**

As discussed in Item 8, Note 14. Commitments and Contingencies, to our consolidated financial statements, legal proceedings covering a wide range of matters are pending or threatened against us, and/or our subsidiaries, and/or our indemnities in various jurisdictions, including government investigations.

On January 12, 2022, the Company announced it received a subpoena from the United States Securities and Exchange Commission ("SEC") for production of documents and information, including documents and information related to the allegations made in the September 28, 2021 report issued by Blue Orca Capital. The Company received two additional subpoenas in connection with the SEC's investigation on August 5, 2022 and August 10, 2022. On October 31, 2022, the U.S. Attorney's Office for the Southern District of New York ("SDNY") notified the Company that it is also investigating these matters. The Company has received no further communications from the SDNY.

On September 26, 2023, the Company announced a final resolution, subject to court approval, of the SEC's investigation. On that date, the SEC filed a complaint in the U.S. District Court for the Western District of New York naming the Company, Craig Knight, the Company's former Chief Executive Officer and a former director, and Max C.B. Holthausen, a former managing director of the Company's European subsidiary, Hyzon Motors Europe B.V., as defendants. Without admitting or denying the allegations in the SEC's complaint, the Company consented to the entry of a final judgment, subject to court approval, that would permanently restrain and enjoin the Company from violating certain sections of and rules under the Exchange Act and the Securities Act, and would require the Company to pay a civil penalty of \$25.0 million as follows: \$8.5 million within 30 days of entry of the final judgment; (2) \$8.5 million by December 31, 2024; and (3) \$8.0 million within 730 days of entry of the final judgment. Mr. Knight and Mr. Holthausen also separately consented to the entry of final judgments, subject to court approval, resolving the SEC's allegations. On January 16, 2024, the U.S. District Court for the Western District of New York entered the final judgment as to the Company, and on January 17, 2024 entered the final judgments as to Mr. Knight and Mr. Holthausen, concluding this litigation. The Company paid the first tranche of \$8.5 million in January 2024 and will accrue interest on unpaid amount due after 30 days of the entry of the final judgment at a rate equal to the weekly average 1-year constant maturity Treasury yield, as published by the Board of Governors of the Federal Reserve System.

We and our subsidiaries record provisions in the consolidated financial statements for pending litigation when we determine that an unfavorable outcome is probable and the amount of the loss can be reasonably estimated. The variability in pleadings in multiple jurisdictions, together with the actual experience of management in litigating claims, demonstrate that the monetary relief that may be specified in a lawsuit bears little relevance to the ultimate outcome. Much of the litigation is in its early stages, and litigation is subject to uncertainty. At the present time, while it is reasonably possible that an unfavorable outcome in a case may occur, after assessing the information available to it: (i) we have not concluded that it is probable that a loss has been incurred in any pending litigation; (ii) we are unable to estimate the possible loss or range of loss for any pending cases; and (iii) accordingly, no estimated loss has been accrued except as stated otherwise in Item 8, Note 14. Commitments and Contingencies in the consolidated financial statements for unfavorable outcomes in these cases, if any. Legal defense costs are expensed as incurred.



## Emerging Growth Company Status

Section 102(b)(1) of the JOBS Act exempts emerging growth companies from being required to comply with new or revised financial accounting standards until private companies (that is, those that have not had a Securities Act registration statement declared effective or do not have a class of securities registered under the Exchange Act) are required to comply with the new or revised financial accounting standards. The JOBS Act provides that a company can elect to opt out of the extended transition period and comply with the requirements that apply to non-emerging growth companies, but any such an election to opt out is irrevocable. Hyzon elected not to opt out of such extended transition period which means that when a standard is issued or revised and it has different application dates for public or private companies, Hyzon, as an emerging growth company, can adopt the new or revised standard at the time private companies adopt the new or revised standard, until such time Hyzon is no longer considered to be an emerging growth company. At times, Hyzon may elect to early adopt a new or revised standard.

In addition, Hyzon intends to rely on the other exemptions and reduced reporting requirements provided by the JOBS Act. Subject to certain conditions set forth in the JOBS Act, if, as an emerging growth company, Hyzon intends to rely on such exemptions, Hyzon is not required to, among other things: (a) provide an auditor's attestation report on Hyzon's system of internal control over financial reporting pursuant to Section 404(b) of the Sarbanes-Oxley Act; (b) provide all of the compensation disclosure that may be required of non-emerging growth public companies under the Dodd-Frank Wall Street Reform and Consumer Protection Act; (c) comply with any requirement that may be adopted by the Public Company Accounting Oversight Board regarding mandatory audit firm rotation or a supplement to the auditor's report providing additional information about the audit and the financial statements (auditor discussion and analysis); and (d) disclose certain executive compensation-related items such as the correlation between executive compensation and performance and comparisons of the Chief Executive Officer's compensation to median employee compensation.

Hyzon will remain an emerging growth company under the JOBS Act until the earliest of (a) the last day of Hyzon's first fiscal year following the fifth anniversary of the closing of DCRB's initial public offering, December 31, 2025, (b) the last date of Hyzon's fiscal year in which Hyzon has total annual gross revenue of at least \$1.235 billion, (c) the date on which Hyzon is deemed to be a "large accelerated filer" under the rules of the SEC with at least \$700.0 million of outstanding securities held by non-affiliates or (d) the date on which Hyzon has issued more than \$1.0 billion in non-convertible debt securities during the previous three years.

## Material Transactions with Related Parties

### Horizon IP Agreement

In January 2021, the Company entered into an intellectual property agreement (the "Horizon IP Agreement") with Jiangsu Qingneng New Energy Technologies Co., Ltd. and Shanghai Qingneng Horizon New Energy Ltd. (together, "JS Horizon") both of which are subsidiaries of the Company's ultimate parent, Horizon. Under the Horizon IP Agreement, JS Horizon assigned to the Company a joint ownership interest in certain intellectual property rights previously developed by JS Horizon ("Background IP"), and each of Hyzon and JS Horizon granted to the other, within such other party's field of use, exclusive licenses under their respective joint ownership rights in the Background IP, as well as their rights in improvements made in the future with respect to such Background IP. Under that agreement, the Company also grants JS Horizon a perpetual non-exclusive license under certain provisional patent applications (and any patents issuing therefrom), as well as improvements thereto. On September 27, 2021, the Horizon IP Agreement was amended to add Jiangsu Horizon Powertrain Technologies Co. Ltd. ("JS Powertrain") as a party. Under the terms of the Horizon IP Agreement, the Company paid JS Horizon and JS Powertrain \$10.0 million as consideration for the rights it receives under the Background IP and improvements thereto. Of this sum, \$6.9 million was paid in 2021 and the remaining \$3.1 million was paid in February 2022.

The Company and Horizon signatories entered into a Second Amendment (the "Second Amendment") to the Horizon IP Agreement effective September 22, 2023. Under the terms of the Second Amendment, the parties have agreed to certain amendments to the Horizon IP Agreement pertaining to their rights in and to hydrogen fuel cell intellectual property. The parties have also agreed to a term for the Horizon IP Agreement that shall expire on the seven-year anniversary of the effective date of the Second Amendment.

[Table of Contents](#)

**Related Party Payables and Receivables**

*Horizon Fuel Cell Technologies and Related Subsidiaries*

The Company made deposit payments to Horizon and its subsidiaries to secure certain fuel cell components. The Company has cancelled certain orders that were previously made against this deposit balance, and the parties reached a resolution with Horizon and its affiliates and recorded a contract cancellation loss of \$1.6 million in the Selling, general and administrative expense in the Consolidated Statements of Operations and Comprehensive Loss for the year ended December 31, 2023. As of December 31, 2023, the remaining deposit balance was \$2.9 million and included within Prepaid expenses and other current assets in the Consolidated Balance Sheets.

Certain employees of Horizon and its subsidiaries provide research and development, staff training, and administrative services to the Company. Based on an analysis of the compensation costs incurred by Horizon and an estimate of the proportion of effort spent by such employees on each entity, an allocation of approximately \$1.0 million is recorded in the Company's Consolidated Statements of Operations and Comprehensive Loss related to such services for the year ended December 31, 2022. There were no such activities for the year ended December 31, 2023.

As of December 31, 2023, the related party payable, net to Horizon and its subsidiaries is \$0.3 million. As of December 31, 2022, the related party receivable, net from Horizon and its subsidiaries was \$6.1 million, primarily related to the divestiture of Hyzon Guangdong. In April 2023, the Company received \$6.4 million to settle the related party receivable associated with the divestiture of Hyzon Guangdong.

*Holthausen and Affiliates*

The Company entered into a joint venture agreement in October 2020 to create Hyzon Europe with Holthausen Clean Technology Investments B.V. ("Holthausen"). In December 2022, the Company acquired the remaining 49.5% of the equity interests of Hyzon Europe from Holthausen. The Company paid €3.5 million (approximately \$3.7 million in USD) in addition to €1.0 million (approximately \$1.1 million in USD) paid in December 2021. As part of this transaction, the Company also transferred various inventory items to, and settled open related party balances with, Holthausen. In addition, the Company reassigned all of the assumed upfit service contracts, including after-sales obligations, back to Holthausen Clean Technology B.V. The Company now holds 100% ownership in Hyzon Europe.

The Company paid \$0.5 million for the year ended December 31, 2022 to Carl Holthausen and Max Holthausen as managing directors of Hyzon Europe.

**Item 7A. Quantitative and Qualitative Disclosures About Market Risk**

We are a smaller reporting company as defined in Rule 12b-2 under the Exchange Act. As a result, pursuant to Item 305(e) of Regulation S-K, we are not required to provide the information required by this Item.

---

**Item 8. Financial Statements and Supplementary Data.**

**Report of Independent Registered Public Accounting Firm**

To the Stockholders and Board of Directors  
Hyzon Motors Inc.:

*Opinion on the Consolidated Financial Statements*

We have audited the accompanying consolidated balance sheets of Hyzon Motors Inc. and subsidiaries (the Company) as of December 31, 2023 and 2022, the related consolidated statements of operations and comprehensive loss, changes in stockholders' equity, and cash flows for the years then ended, and the related notes (collectively, the consolidated financial statements). In our opinion, the consolidated financial statements present fairly, in all material respects, the financial position of the Company as of December 31, 2023 and 2022, and the results of its operations and its cash flows for the years then ended, in conformity with U.S. generally accepted accounting principles.

*Going Concern*

The accompanying consolidated financial statements have been prepared assuming that the Company will continue as a going concern. As discussed in Note 1 to the consolidated financial statements, the Company has incurred losses from operations since inception and has stated that substantial doubt exists about the Company's ability to continue as a going concern. Management's plans in regard to these matters are also described in Note 1. The consolidated financial statements do not include any adjustments that might result from the outcome of this uncertainty.

*Basis for Opinion*

These consolidated financial statements are the responsibility of the Company's management. Our responsibility is to express an opinion on these consolidated financial statements based on our audits. We are a public accounting firm registered with the Public Company Accounting Oversight Board (United States) (PCAOB) and are required to be independent with respect to the Company in accordance with the U.S. federal securities laws and the applicable rules and regulations of the Securities and Exchange Commission and the PCAOB.

We conducted our audits in accordance with the standards of the PCAOB. Those standards require that we plan and perform the audit to obtain reasonable assurance about whether the consolidated financial statements are free of material misstatement, whether due to error or fraud. The Company is not required to have, nor were we engaged to perform, an audit of its internal control over financial reporting. As part of our audits, we are required to obtain an understanding of internal control over financial reporting but not for the purpose of expressing an opinion on the effectiveness of the Company's internal control over financial reporting. Accordingly, we express no such opinion.

Our audits included performing procedures to assess the risks of material misstatement of the consolidated financial statements, whether due to error or fraud, and performing procedures that respond to those risks. Such procedures included examining, on a test basis, evidence regarding the amounts and disclosures in the consolidated financial statements. Our audits also included evaluating the accounting principles used and significant estimates made by management, as well as evaluating the overall presentation of the consolidated financial statements. We believe that our audits provide a reasonable basis for our opinion.

/s/ KPMG LLP

We have served as the Company's auditor since 2020.

Rochester, New York  
March 22, 2024

**HYZON MOTORS INC. AND SUBSIDIARIES**  
**CONSOLIDATED BALANCE SHEETS**  
(in thousands, except share and per share amounts)

	December 31, 2023	December 31, 2022
<b>ASSETS</b>		
Current assets		
Cash and cash equivalents	\$ 112,280	\$ 60,554
Short-term investments	—	194,775
Accounts receivable	498	29
Unbilled receivable	1,599	—
Related party receivable	—	6,578
Inventory	28,811	35,553
Prepaid expenses and other current assets	9,335	15,365
<b>Total current assets</b>	<b>152,523</b>	<b>312,854</b>
Property, plant, and equipment, net	18,569	22,420
Right-of-use assets	4,741	9,181
Equity method investments	8,382	8,500
Investments in equity securities	763	15,030
Other assets	6,157	6,911
<b>Total Assets</b>	<b>\$ 191,135</b>	<b>\$ 374,896</b>
<b>LIABILITIES AND STOCKHOLDERS' EQUITY</b>		
Current liabilities		
Accounts payable	\$ 1,479	\$ 13,798
Accrued liabilities	30,116	25,587
Related party payables	265	433
Contract liabilities	8,872	3,919
Current portion of lease liabilities	1,821	2,132
<b>Total current liabilities</b>	<b>42,553</b>	<b>45,869</b>
Long term liabilities		
Lease liabilities	5,733	7,492
Private placement warrant liability	160	1,122
Earnout liability	1,725	10,927
Deferred income taxes	—	526
Accrued SEC settlement	8,000	—
Other liabilities	2,964	1,901
<b>Total Liabilities</b>	<b>\$ 61,135</b>	<b>\$ 67,837</b>
Commitments and contingencies (Note 14)		
<b>Stockholders' Equity</b>		
Common stock, \$0.0001 par value; 400,000,000 shares authorized, 245,081,497 and 244,509,208 shares issued and outstanding as of December 31, 2023 and 2022, respectively.	25	25
Treasury stock, at cost; 3,769,592 shares as of December 31, 2023 and 2022, respectively.	(6,446)	(6,446)
Additional paid-in capital	380,261	372,942
Accumulated deficit	(242,640)	(58,598)
Accumulated other comprehensive loss	(514)	(153)
<b>Total Hyzon Motors Inc. stockholders' equity</b>	<b>130,686</b>	<b>307,770</b>
Noncontrolling interest	(686)	(711)
<b>Total Stockholders' Equity</b>	<b>130,000</b>	<b>307,059</b>
<b>Total Liabilities and Stockholders' Equity</b>	<b>\$ 191,135</b>	<b>\$ 374,896</b>

*The accompanying notes are an integral part of the consolidated financial statements.*

**HYZON MOTORS INC. AND SUBSIDIARIES**  
**CONSOLIDATED STATEMENTS OF OPERATIONS AND COMPREHENSIVE LOSS**  
(in thousands, except per share amounts)

	Year Ended December 31, 2023	Year Ended December 31, 2022
<b>Revenue</b>	<b>\$ 295</b>	<b>\$ 3,726</b>
<b>Operating expense:</b>		
Cost of revenue	15,656	23,320
Research and development	43,729	39,132
Selling, general, and administrative	121,164	114,073
Restructuring and related charges	7,765	—
Total operating expenses	<u>188,314</u>	<u>176,525</u>
<b>Loss from operations</b>	<b>(188,019)</b>	<b>(172,799)</b>
<b>Other income (expense):</b>		
Change in fair value of private placement warrant liability	962	14,106
Change in fair value of earnout liability	9,202	92,834
Gain (loss) on equity securities	(14,267)	10,082
Foreign currency exchange loss and other expense, net	(1,402)	(549)
Investment income and interest income, net	9,006	2,339
Total other income (expense)	<u>3,501</u>	<u>118,812</u>
<b>Loss before income taxes</b>	<b>\$ (184,518)</b>	<b>\$ (53,987)</b>
Income tax expense (benefit)	(492)	526
<b>Net loss</b>	<b>\$ (184,026)</b>	<b>\$ (54,513)</b>
Less: Net gain (loss) attributable to noncontrolling interest	16	(22,327)
<b>Net loss attributable to Hyzon</b>	<b>\$ (184,042)</b>	<b>\$ (32,186)</b>
<b>Comprehensive loss:</b>		
<b>Net loss</b>	<b>\$ (184,026)</b>	<b>\$ (54,513)</b>
Foreign currency translation adjustment	951	(1,921)
Net change in unrealized gain (loss) on short-term investments	(1,303)	1,303
<b>Comprehensive loss</b>	<b>\$ (184,378)</b>	<b>\$ (55,131)</b>
Less: Comprehensive income (loss) attributable to noncontrolling interest	25	(22,443)
<b>Comprehensive loss attributable to Hyzon</b>	<b>\$ (184,403)</b>	<b>\$ (32,688)</b>
<b>Net loss per share attributable to Hyzon:</b>		
Basic	\$ (0.75)	\$ (0.13)
Diluted	\$ (0.75)	\$ (0.13)
<b>Weighted average common shares outstanding:</b>		
Basic	244,774	248,040
Diluted	244,774	248,040

*The accompanying notes are an integral part of the consolidated financial statements.*



**HYZON MOTORS INC. AND SUBSIDIARIES**  
**CONSOLIDATED STATEMENTS OF CHANGES IN STOCKHOLDERS' EQUITY**

(in thousands, except share data)

	Common Stock Class A		Treasury Stock		Additional Paid-in Capital	Accumulated Deficit	Accumulated Other Comprehensive Income (Loss)	Total Hyzon Motors Inc. Stockholders' Equity	Noncontrolling Interest	Total Stockholders' Equity
	Shares	Amount	Shares	Amount						
<b>Balance at December 31, 2021</b>	<b>247,758,412</b>	<b>\$ 25</b>	<b>—</b>	<b>\$ —</b>	<b>\$ 400,826</b>	<b>\$ (26,412)</b>	<b>\$ 378</b>	<b>\$ 374,817</b>	<b>\$ (4,752)</b>	<b>\$ 370,065</b>
Exercise of stock options	38,868	—	—	—	44	—	—	44	—	44
Stock-based compensation	—	—	—	—	5,332	—	—	5,332	—	5,332
Vesting of RSUs	428,190	—	—	—	—	—	—	—	—	—
Common stock issued for the cashless exercise of warrants	53,330	—	—	—	—	—	—	—	—	—
Repurchase of warrants	—	—	—	—	(31)	—	—	(31)	—	(31)
Net share settlement of equity awards	—	—	—	—	(645)	—	—	(645)	—	(645)
Unrealized gain on short-term investments	—	—	—	—	—	—	1,303	1,303	—	1,303
Deconsolidation of subsidiary	—	—	—	—	(813)	—	—	(813)	—	(813)
Repurchase of common stock	(3,769,592)	—	3,769,592	(6,446)	—	—	—	(6,446)	—	(6,446)
Acquisition of noncontrolling interest	—	—	—	—	(31,771)	—	(30)	(31,801)	26,485	(5,316)
Net loss attributable to Hyzon	—	—	—	—	—	(32,186)	—	(32,186)	—	(32,186)
Net loss attributable to noncontrolling interest	—	—	—	—	—	—	—	—	(22,327)	(22,327)
Foreign currency translation loss	—	—	—	—	—	—	(1,804)	(1,804)	(117)	(1,921)
<b>Balance at December 31, 2022</b>	<b>244,509,208</b>	<b>\$ 25</b>	<b>3,769,592</b>	<b>\$ (6,446)</b>	<b>\$ 372,942</b>	<b>\$ (58,598)</b>	<b>\$ (153)</b>	<b>\$ 307,770</b>	<b>\$ (711)</b>	<b>\$ 307,059</b>
Exercise of stock options	16,000	—	—	—	18	—	—	18	—	18
Stock-based compensation	—	—	—	—	7,481	—	—	7,481	—	7,481
Vesting of RSUs	556,289	—	—	—	—	—	—	—	—	—
Net share settlement of equity awards	—	—	—	—	(180)	—	—	(180)	—	(180)
Available-for-sale short-term investments:										
Unrealized net gain on short-term investments	—	—	—	—	—	—	930	930	—	930
Reclassification to net loss	—	—	—	—	—	—	(2,233)	(2,233)	—	(2,233)
Net loss attributable to Hyzon	—	—	—	—	—	(184,042)	—	(184,042)	—	(184,042)
Net gain attributable to noncontrolling interest	—	—	—	—	—	—	—	—	16	16
Foreign currency translation income	—	—	—	—	—	—	942	942	9	951
<b>Balance at December 31, 2023</b>	<b>245,081,497</b>	<b>\$ 25</b>	<b>3,769,592</b>	<b>\$ (6,446)</b>	<b>\$ 380,261</b>	<b>\$ (242,640)</b>	<b>\$ (514)</b>	<b>\$ 130,686</b>	<b>\$ (686)</b>	<b>\$ 130,000</b>

*The accompanying notes are an integral part of the consolidated financial statements.*

**HYZON MOTORS INC. AND SUBSIDIARIES**  
**CONSOLIDATED STATEMENTS OF CASH FLOWS**

(in thousands)

	Year Ended December 31, 2023	Year Ended December 31, 2022
<b>Cash Flows from Operating Activities:</b>		
Net loss	\$ (184,026)	\$ (54,513)
Adjustments to reconcile net loss to net cash used in operating activities:		
Depreciation and amortization	3,977	3,704
Stock-based compensation	7,481	5,332
Foreign currency transaction loss	1,332	—
Fair value adjustment of private placement warrant liability	(962)	(14,106)
Fair value adjustment of earnout liability	(9,202)	(92,834)
Loss (gain) on equity securities	14,267	(10,082)
Inventory write-downs	13,049	14,322
Loss on equity method investments	118	95
Impairment of property and equipment	1,316	1,416
Deferred income tax (benefit) expense	(492)	526
Accretion of discount on available-for-sale debt securities	(2,243)	(520)
Restructuring and related charges	7,487	—
Changes in operating assets and liabilities:		
Accounts receivable	(475)	2,888
Unbilled receivable	(1,599)	—
Inventory	(4,831)	(32,461)
Prepaid expenses and other current assets	6,505	8,074
Other assets	348	(479)
Accounts payable	(12,314)	5,775
Accrued liabilities	4,332	20,133
Related party payables, net	6,416	365
Contract liabilities	6,123	(5,978)
Other liabilities	7,787	(754)
<b>Net cash used in operating activities</b>	<b>(135,606)</b>	<b>(149,097)</b>
<b>Cash Flows from Investing Activities:</b>		
Purchases of property and equipment	(7,849)	(14,133)
Proceeds from sales of property and equipment	229	—
Investment in non-consolidated affiliates	—	(8,500)
Purchases of short-term investments	(16,594)	(352,202)
Proceeds from maturities of short-term investments	145,324	159,250
Proceeds from sale of short-term investments	66,985	—
Deconsolidation of subsidiary	—	(625)
<b>Net cash provided by (used in) investing activities</b>	<b>188,095</b>	<b>(216,210)</b>
<b>Cash Flows from Financing Activities:</b>		
Payment under Horizon IP agreement	—	(3,146)
Exercise of stock options	18	44
Payment of finance lease liability	(237)	(417)
Repurchase of warrants	—	(31)
Net share settlement of equity awards	(180)	(645)
Repurchase of common stock as treasury stock	—	(6,446)
Acquisition of noncontrolling interest	—	(3,652)
<b>Net cash used in financing activities</b>	<b>(399)</b>	<b>(14,293)</b>
<b>Effect of exchange rate changes on cash</b>	<b>(779)</b>	<b>(2,975)</b>
<b>Net change in cash, cash equivalents, and restricted cash</b>	<b>51,311</b>	<b>(382,575)</b>
Cash, cash equivalents, and restricted cash — Beginning	66,790	449,365
<b>Cash, cash equivalents, and restricted cash — Ending</b>	<b>\$ 118,101</b>	<b>\$ 66,790</b>
<b>Supplemental schedule of non-cash investing activities and financing activities:</b>		
Acquisition of noncontrolling interest included in operating assets	—	1,664
Deconsolidation of subsidiary in exchange for related party receivable, net of cash held	—	(5,889)

*The accompanying notes are an integral part of the consolidated financial statements.*

**HYZON MOTORS INC. AND SUBSIDIARIES**  
**NOTES TO CONSOLIDATED FINANCIAL STATEMENTS**

**Note 1. Nature of Business and Basis of Presentation**

**Description of Business**

Hyzon Motors Inc. (“Hyzon” or the “Company”), headquartered in Bolingbrook, Illinois, is commercializing its proprietary heavy duty (“HD”) fuel cell technology through assembling and upfitting HD hydrogen fuel cell electric vehicles (“FCEVs”) in the United States, Europe, and Australia. In addition, Hyzon builds and fosters a clean hydrogen supply ecosystem with leading partners from feedstocks through production, dispensing, and financing.

On February 8, 2021, legacy Hyzon Motors Inc. (“Legacy Hyzon”), incorporated in the State of Delaware on January 21, 2020, entered into a Business Combination Agreement and Plan of Reorganization (the “Business Combination”) with Decarbonization Plus Acquisition Corporation (“DCRB”), incorporated in the State of Delaware on September 7, 2017, to effect a business combination between DCRB and Legacy Hyzon with DCRB Merger Sub Inc., a wholly-owned subsidiary of DCRB, merging with and into Legacy Hyzon, with Legacy Hyzon surviving the merger as a wholly owned subsidiary of DCRB. The transaction was unanimously approved by DCRB’s Board of Directors and was approved at a special meeting of DCRB’s stockholders on July 15, 2021. On July 16, 2021, Legacy Hyzon completed its business combination with DCRB. Concurrent with the completion of the Business Combination, DCRB changed its name to “Hyzon Motors Inc.” and Legacy Hyzon changed its name to “Hyzon Motors USA Inc.”

**Basis of Presentation**

The accompanying consolidated financial statements and related disclosures have been prepared in accordance with accounting principles generally accepted in the United States of America (“U.S. GAAP”) pursuant to the requirements and rules of the Securities and Exchange Commission (“SEC”). Any reference in these notes to applicable guidance refers to U.S. GAAP as found in U.S. Accounting Standards Codification (“ASC”) and Accounting Standards Update (“ASU”) of the Financial Accounting Standards Board (“FASB”).

**Liquidity and Going Concern**

These consolidated financial statements have been prepared by management in accordance with U.S. GAAP and this basis assumes that the Company will continue as a going concern, which contemplates the realization of assets and the satisfaction of liabilities and commitments in the normal course of business. These consolidated financial statements do not include any adjustments that may result from the outcome of the uncertainties described below.

In accordance with ASC 205-40, Presentation of Financial Statements - Going Concern (“ASC 205-40”), the Company evaluates whether there are certain conditions and events, considered in the aggregate, which raise substantial doubt about the Company’s ability to continue as a going concern. In accordance with ASC 205-40, the Company’s analysis can only include the potential mitigating impact of the plans that have not been fully implemented as of the issuance date of these consolidated financial statements if (a) it is probable that these plans will be effectively implemented within one year after the date that the financial statements are issued, and (b) it is probable that the plans, when implemented, will alleviate the relevant conditions or events that raise substantial doubt about the Company’s ability to continue as a going concern within one year after the date that the financial statements are issued.

The Company has incurred losses from operations since inception. Net cash used in operating activities was \$135.6 million and \$149.1 million for the years ended December 31, 2023 and 2022, respectively. As of December 31, 2023, the Company has \$112.3 million in unrestricted cash and cash equivalents and \$5.8 million in restricted cash. The Company incurred net losses of \$184.0 million and \$54.5 million for the years ended December 31, 2023 and 2022, respectively. Accumulated deficit amounts to \$242.6 million and \$58.6 million as of December 31, 2023 and 2022, respectively.

The Company has concluded that at the time of the filing, substantial doubt exists about its ability to continue as a going concern as the Company believes that its financial resources, existing cash resources and additional sources of liquidity are not sufficient to support planned operations beyond the next 12 months.

## [Table of Contents](#)

In order to reduce the cash used in operating activities, the Company implemented certain cost savings initiatives in late 2022 and the first half of 2023, as well as a restructuring plan in July 2023, as further discussed in Note 4. Restructuring and Related Charges. While these plans are anticipated to reduce cash outflows when compared to prior periods, the Company's continued existence is dependent upon its ability to obtain additional financing, as well as to attain and maintain profitable operations by entering into profitable sales or service contracts and generating sufficient cash flow to meet its obligations on a timely basis. The Company's business will require significant funding to execute its long-term business plans. If the Company fails to raise additional funding in time or in a sufficient amount to meet its requirements, the Company may be required or compelled to pursue additional restructuring initiatives to preserve cash, working capital, and optionality.

The Company plans to improve its liquidity through a combination of equity and/or debt financing, alliances or other partnership agreements with entities interested in our technologies, and the liquidation of certain inventory balances. If the Company raises funds in the future by issuing equity securities, dilution to stockholders will occur and may be substantial. Any equity securities issued may also provide for rights, preferences, or privileges senior to those of common stockholders. If the Company raises funds in the future by issuing debt securities, these debt securities could have rights, preferences, and privileges senior to those of common stockholders. The terms of any debt securities or borrowings could impose significant restrictions on the Company's operations. The capital markets have experienced in the past, and may experience in the future, periods of upheaval that could impact the availability and cost of equity and debt financing. In addition, federal fund rates set by the Federal Reserve, which serve as a benchmark for rates on borrowing, will continue to impact the cost of debt financing.

There can be no assurance that any such financing can be realized by the Company, or if realized, what the terms thereof may be, or that any amount that the Company is able to raise will be adequate to support the Company's working capital requirements and/or fuel cell technology advancement. If the Company cannot raise additional funds when needed or on acceptable terms, the financial condition, business prospects, and results of operations could be materially adversely affected. In addition, the Company is subject to, and may become a party to, a variety of litigation, other claims, suits, indemnity demands, regulatory actions, and government investigations and inquiries in the ordinary course of business. The outcome of litigation and other legal proceedings, including the other claims described under Legal Proceedings in Note 14. Commitments and Contingencies, are inherently uncertain, and adverse judgments or settlements in some or all of these legal disputes may result in materially adverse monetary damages or injunctive relief against us, which may not be covered in full or in part by insurance.

### **Principles of Consolidation**

The consolidated financial statements reflect the Company's accounts and operations, those of its wholly-owned subsidiaries and subsidiaries in which the Company has a controlling financial interest. In accordance with the provisions of ASC 810, *Consolidation*, the Company consolidates any variable interest entity ("VIE") of which the Company is the primary beneficiary. The Company assesses its relationships with all the VIEs on an ongoing basis to evaluate whether the Company continues to be the primary beneficiary. All intercompany accounts and transactions are eliminated upon consolidation. The Company's share of earnings or losses of nonconsolidated affiliates is included in the consolidated operating results using the equity method of accounting when the Company is able to exercise significant influence over the operating and financial decisions of the affiliate. Investments in other companies are carried at cost.

### **Use of Estimates**

The consolidated financial statements of the Company have been prepared in conformity with U.S. GAAP, which require management to make estimates and assumptions that affect the reported amounts of assets and liabilities and disclosure of contingent assets and liabilities at the date of the consolidated financial statements and the reported amounts of revenues and expenses during the reporting period. Actual results could differ from those estimates.

### **Segment Information**

The Company's Chief Executive Officer has been identified as the chief operating decision maker. As the chief operating decision maker reviews financial information presented on a consolidated basis for purposes of making operating decisions, allocating resources, and evaluating financial performance, the Company has determined that it operates in one operating and reportable segment.

## **Risks and Uncertainties**

The Company is subject to a variety of risks and uncertainties common to early-stage companies with a history of losses and are expected to incur significant expenses and continuing losses for the foreseeable future. The risks and uncertainties include, but not limited to, further development of its technology, marketing and distribution channels, further development of its supply chain and manufacturing, availability of hydrogen to our customers, development by competitors of new technological innovations, dependence on key personnel, protection of proprietary technology, and the ability to secure additional capital to fund operations. For more information on risks and uncertainties related to the Company, refer to Part I, Item 1A., “Risk Factors” included within this Annual Report on Form 10-K.

## **Reclassifications**

Certain items previously reported in specific financial statement captions have been reclassified to conform to the current presentation in the consolidated financial statements and the accompanying notes.

## **Orten Business Combination Cancellation**

In June 2022, the Company entered into an agreement with the intention of acquiring 100% of outstanding ownership in Orten Betriebs GmbH and subsidiaries, and Orten Electric Trucks GmbH (collectively “Orten”). Subsequently, in September 2022, the Company terminated the agreement. As a result of the termination, the Company transferred consideration of €8.5 million (approximately \$8.4 million in USD) to Orten consisting of €6.1 million (approximately \$6.1 million in USD) in cash and €2.4 million (approximately \$2.3 million in USD) in vehicle inventory. The cash consideration of €5.0 million (approximately \$4.9 million in USD) was paid in 2022, the remaining balance was accrued and subsequently paid in January 2023. The amount of consideration transferred is included within Selling, general and administrative expense in the Consolidated Statements of Operations and Comprehensive Loss for the year ended December 31, 2022.

## **Divestiture of Hyzon Guangdong**

In December 2022, the Company sold all of its equity interest in Hyzon Motors Technology (Guangdong) Co., Ltd. (“Hyzon Guangdong”) to Hymas for approximately \$3.1 million in cash, subject to certain adjustments. As a common control transaction, the difference of \$0.8 million between the consideration received, net of payable and the book value is recognized in the Company’s additional paid-in-capital for the year ended December 31, 2022. Subsequent to the divestiture, Hyzon Guangdong changed its name to Guangdong Qingyun Technology Co. Ltd. (“Guangdong Qingyun”).

Additionally, together with the execution of the Hyzon Guangdong divestiture, the Company entered into a share buyback agreement and repurchased 3.8 million shares of common stock from Hymas in exchange for \$6.4 million in cash.

In April 2023, Guangdong Qingyun paid \$3.3 million to the Company to settle intercompany balances and Hymas paid the Company \$3.1 million related to the Hyzon Guangdong divestiture.

## [Table of Contents](#)

### **Note 2. Summary of Significant Accounting Policies**

#### **Revenue**

The Company accounts for revenue in accordance with ASC 606, *Revenue from Contracts with Customers* ("ASC 606"). Revenue is based on the amount of transaction price to which the Company is entitled, subject to the allocation of the transaction price to distinct performance obligations. The Company recognizes revenue when its customer obtains control of promised goods or services in an amount that reflects the consideration for which the Company expects to receive in exchange for those goods or services. To determine revenue recognition, the Company performs the following five steps: (1) identify the contract(s) with a customer, (2) identify the performance obligations in the contract, (3) determine the transaction price, (4) allocate the transaction price to the performance obligations in the contract and (5) recognize revenue when (or as) the entity satisfies a performance obligation.

The Company recognizes the incremental costs of obtaining contracts, including commissions, as an expense when incurred as the contractual period of the Company's arrangements are expected to be one year or less. Amounts billed to customers related to shipping and handling are classified as revenue, and the Company has elected to recognize the cost for freight and shipping when control over vehicles, parts, or accessories has transferred to the customer as an expense in cost of revenue.

#### *Product Sales*

The Company enters into sales contracts with customers for the sale of the Company's products and services including fuel cell systems, FCEVs, parts, product support, and other related services. The Company considers order confirmations or purchase orders, which in some cases are governed by master vehicle supply agreements, to be contracts with a customer. The Company recognizes revenue when it satisfies a performance obligation by transferring control of product(s) or service to a customer. On standard vehicle sales contracts, revenue is recognized at a point in time when customers obtain control of the vehicle, which among other indicators, is generally when transfer of title and risks and rewards of ownership of goods have passed and when the Company has a present right to payment. The Company does not include a right of return on its products other than rights related to standard warranty provisions that permit repair or replacement of defective goods. Provisions for warranties are made at the time of sale. Sales, value-added, and other taxes collected concurrent with revenue producing activities are excluded from revenue.

Payment terms for sales of FCEVs to certain customers have included installment billing terms to fund the Company's working capital requirements. The Company does not adjust the transaction price for a significant financing component when the performance obligation is expected to be fulfilled within a year as the amount is not material.

In China, the Company granted extended payment terms to customers, which resulted in the Company concluding collection of all of the consideration under the contract is not probable. As a result, the contract existence criteria under ASC 606 is not met and revenue is recognized to the extent of consideration received provided the amounts are non-refundable, the Company has transferred control of the goods or services to which the consideration relates, the Company has stopped transferring goods or services, and there is no obligation to transfer additional services ("Alternative Method for Revenue Recognition"). Revenue is recognized under the Alternative Method of Revenue Recognition, which may not be in the same period that control of the related goods is transferred to the customers (see Note 3. Revenue).

#### *Upfit Services*

The Company also enters into contracts with customers to upfit internal combustion engine vehicles to FCEVs. In general, the customer controls any work in process arising from the Company's performance; and the Company has in effect agreed to sell its rights to the work as it performs on a continuous basis. Revenue from these contracts is generally recognized over time utilizing an input method. Under the input method, the extent of progress towards completion is measured based on the ratio of normal costs incurred to date to the total estimated costs at completion of the performance obligation. Unexpected amounts of wasted materials, labor or other resources are excluded from the cost-to-cost measure of progress. The Company believes that this method is the most accurate representation of the Company's performance, because it directly measures the value of the services transferred to the customer over time as the Company incurs costs on its contracts. Contract costs include all direct materials, labor, and indirect costs related to contract performance, which may include indirect labor, supplies, tools, repairs and depreciation costs. The amount of revenue recognized for these contracts in a period is dependent on our ability to estimate total contract costs. The Company continually evaluates its estimates of total contract costs based on available information and experience.

#### *Leasing*

In certain contracts with customers to provide upfit services including installation of the fuel cell powertrain, the Company may offer certain trade-in and buyback options of FCEVs to its end customer who purchase upfit services. Under these programs, the Company receives full payment shortly after the upfit FCEV is delivered, and its end customer subsequently has the option to trade-in for credit or sell the FCEV back for cash during an agreed upon period and for a predetermined value. Contracts with the option to trade-in or return a FCEV are accounted for as an operating lease in accordance with ASC 842 *Leases* ("ASC 842") when its end customer has a significant economic incentive to exercise the trade-in or buyback option at contract inception. The estimate of the end customer's economic incentive to trade-in or return the FCEV includes a comparison between the FCEV's estimated market value at the time the option is exercisable and the predetermined value offered in the contract. The Company records operating lease revenue and depreciation expense for the leased assets, i.e., installed fuel cell powertrain, on a straight-line basis over the lease term. At the end of the lease, if the trade-in or buyback option is not exercised, the buyback liability will be recognized as revenue.

When the end customer does not have a significant economic incentive to exercise the trade-in or buyback option, or in contracts where no trade-in or buyback option are offered, the contract is accounted for as a product sale.

#### **Accounts Receivable and Unbilled Receivable**

Accounts receivable and unbilled receivable primarily arise from sales of FCEVs and fuel cell system related products and from providing services to customers in the normal course of business. They are stated at the amount billed or billable to customers, net of any allowance for credit losses. An allowance for credit losses accounts is established through a charge to Selling, general, and administrative ("SG&A") expenses. The allowance is an estimate of the amount required to absorb probable losses on receivables that may become uncollectible. The receivables are written-off when amounts due are determined to be uncollectible. Since the date of inception, the Company has not experienced significant losses or past due amounts on trade and other receivables. As of December 31, 2023 and 2022, the Company recorded no allowance for credit losses.

#### **Concentration of Supply Risk**

The Company is subject to risks related to its dependence on suppliers as some of the components and technologies used in the Company's products are produced by a limited number of sources or contract manufacturers. The inability of these suppliers to deliver necessary components in a timely manner, at prices and quantities acceptable to the Company may cause the Company to incur transition costs to other suppliers and could have a material and adverse impact on the Company's business, growth and financial and operating results. The Company currently relies and expects to rely on Horizon as a single source supplier of hydrogen fuel cell systems until completion of Hyzon hydrogen fuel cell system manufacturing facilities.

#### **Warranties**

In most cases, products that customers purchase from the Company are covered by a one to six-year limited product warranty. At the time products are sold, the Company estimates the cost of expected future warranty claims and accrues estimated future warranty costs in cost of revenue. These estimates are based on industry information, actual claims incurred to date and an estimate of the nature, frequency and costs of future claims. These estimates are inherently uncertain given the Company's relatively short history, and changes to the historical or projected warranty experience may cause changes to the warranty reserve when the Company accumulates more actual data and experience in the future. The Company will periodically review the adequacy of its product warranties and adjust, if necessary, the warranty percentage and accrued warranty liability for actual historical experience.

#### **Leases**

The Company accounts for leases in accordance with ASC 842. The Company determines if an arrangement is or contains a lease at contract inception. The Company recognizes a right-of-use

("ROU") asset and a lease liability (i.e., finance obligation) at the lease commencement date. For operating and finance leases, the lease liability is initially measured at the present value of the unpaid lease payments at the lease commencement date and is subsequently measured at amortized cost using the effective interest method. As most of the Company's leases do not provide an implicit rate, the Company uses its incremental borrowing rate based on the information available at the commencement date in determining the present value of lease payments.

The Company has operating or finance leases for office space, research and development space, warehouse and manufacturing space. For finance leases, lease liabilities are increased by interest and reduced by payments each period, and the ROU asset is amortized over the lease term. For operating leases, interest on the lease liability and the amortization of the ROU asset results in straight-line rent expense over the lease term.

The lease term for all of the Company's leases includes the noncancelable period of the lease, plus any additional periods covered by either a Company option to extend (or not to terminate) the lease that the Company is reasonably certain to exercise, or an option to extend (or not to terminate) the lease controlled by the lessor.

Lease payments included in the measurement of the lease liability comprise fixed payments, and the exercise price of a Company option to purchase the underlying asset if the Company is reasonably certain to exercise the option. Variable lease payment amounts that cannot be determined at the commencement of the lease, such as increases in lease payments based on changes in index rates or usage, are not included in the ROU assets or liabilities. These are expensed as incurred and recorded as variable lease expense.

The Company has lease agreements with lease and non-lease components, which are accounted for as a single lease component. The Company has elected not to recognize leases with original lease terms of 12 months or less ("short-term leases") in the Company's balance sheet.

#### Cash and Restricted Cash

Cash includes cash held in banks. The Company deposits its cash with high credit quality institutions to minimize credit risk exposure.

Restricted cash is pledged as security for letters of credit or other collateral amounts established by the Company for certain lease obligations, corporate credit cards, and other contractual arrangements. The Company presents restricted cash separately from unrestricted cash in the Consolidated Balance Sheets, included within Other assets. The Company had \$5.8 million and \$6.2 million in restricted cash as of December 31, 2023 and 2022, respectively.

#### Cash Equivalents

The Company's cash equivalents consist of short-term, highly liquid financial instruments that are readily convertible to cash with original maturities of three months or less. Due to their short-term nature, the amortized cost of the Company's cash equivalents approximate fair value. The Company had \$75.3 million and \$28.1 million in cash equivalents as of December 31, 2023 and 2022. Cash equivalents consists of certificates of deposit, commercial paper, and money market funds.

#### Short-term Investments

The Company has short-term investments in marketable debt securities with an original maturity of greater than three months, but less than one year. These securities include certificates of deposit, commercial paper, corporate debt, foreign government bonds, and U.S. Treasury bills. The Company may sell these marketable debt securities prior to their stated maturities depending upon changing liquidity requirements. The Company's marketable debt securities have been classified and accounted for as available-for-sale ("AFS") marketable securities in accordance with ASC 326, *Financial Instruments - Credit Losses*. AFS securities are recorded at fair value as of each balance sheet date, with unrealized gains or losses included in Comprehensive loss and as a component of the Consolidated Statements of Operations and Comprehensive Loss. Gains and losses as a result of sales or maturity of securities are reclassified from previously unrealized gains and losses on short-term investments in Accumulated other comprehensive loss to Other income (expense) in the Consolidated Statements of Operations and Comprehensive Loss.

For an AFS security with an amortized cost that exceeds its fair value, the Company first determines if it intends to sell or will more-likely-than-not be required to sell the security before the expected recovery of its amortized cost. If it intends to sell or will more-likely-than-not be required to sell the security, then the Company recognizes the impairment as a credit loss in the Consolidated Statements of Operations and Comprehensive Loss by writing down the security's amortized cost to its fair value. If it does not intend to sell or it is not more-likely-than-not that it will be required to sell the security before the expected recovery of its amortized cost, the Company recognizes the portion of the impairment that is due to a credit loss, if any, in the Consolidated Statements of Operations and Comprehensive Loss through an allowance. The portion of the impairment that is due to factors other than a credit loss is recognized in Comprehensive loss in the Consolidated Statements of Operations and Comprehensive Loss as an unrealized loss. Accrued interest receivable is excluded from the estimate of credit losses (see Note 11. Short-term Investments).

#### Inventory

Inventories are stated at the lower of cost and net realizable value ("NRV"). Cost is determined using the first-in, first-out method ("FIFO") for all inventories. The Company writes down inventory for any excess or obsolescence, or when the Company believes that the net realizable value of inventories is less than the carrying value. As a result, inventory write-downs are recognized in Cost of revenue in the Consolidated Statements of Operations and Comprehensive Loss (see Note 5. Inventory).

#### Property, Plant, and Equipment

Property, plant, and equipment is stated at cost less accumulated depreciation and amortization. Major improvements that extend the useful life or add functionality are capitalized. Repair and maintenance costs are expensed as incurred. The cost of properties sold or otherwise disposed of and the related accumulated depreciation and amortization are eliminated from the balance sheet accounts at the time of disposal and resulting gains and losses are included as a component of operating income. Depreciation is recorded on a straight-line basis over the shorter of the lease term or the following estimated useful lives of the assets (see Note 7. Property, Plant, and Equipment, net).

	<u>Years</u>
Buildings and improvements	30 years
Leasehold improvements	5 years
Machinery and equipment	3 - 7 years
Software	3 - 5 years
Vehicles	5 years

#### Operating Lease Assets

Machinery and equipment also includes fuel cell powertrains accounted for as operating leases, where the Company has offered the option to trade-in for credit or sell the FCEV back for cash during an agreed upon period and for a predetermined value in which its customer's customer at the time of the order had a significant economic incentive to exercise. The Company generally depreciates the cost, less residual value, using the straight-line-method over the contractual period.

#### Investments in Equity Securities

The Company owns common shares, participation rights, and options to purchase additional common shares in certain private companies. The Company does not have control and does not have the ability to exercise significant influence over operating and financial policies of these entities. The investments do not have readily determinable fair value and thus the investments are measured at cost minus impairment, if any, plus or minus changes resulting from observable price changes in orderly transactions for identical or similar investments. Gain (loss) on equity securities are recorded in Other income (expense) on the Consolidated Statements of Operations and Comprehensive Loss (see Note 9. Investments in Equity Securities).

#### Investments in Non-consolidated Affiliates

Equity method investments are recorded at original cost and adjusted periodically to recognize (i) the Company's proportionate share of the investees' net income or losses after the date of investment, (ii) additional contributions made and dividends or distributions received, and (iii) impairment losses resulting from adjustments to fair value.

The Company assesses the potential impairment of equity method investments and determines fair value based on valuation methodologies, as appropriate, including the present value of estimated

future cash flows, estimates of sales proceeds, and market multiples. If an investment is determined to be impaired and the decline in value is other than temporary, a write-down is recorded as appropriate.

The Company recognizes its investments within Equity method investments in the Consolidated Balance Sheets and its equity in the investees' earnings (losses) on a one quarter lag in Foreign currency exchange loss and other expense, net in the Consolidated Statements of Operations and Comprehensive Loss (see Note 10. Investments in Non-consolidated Affiliates).

#### **Fair Value Measurements**

Financial assets and liabilities are categorized, based on the inputs to the valuation technique, into a three-level fair value hierarchy. The fair value hierarchy gives the highest priority to quoted prices in active markets for identical assets and liabilities and lowest priority to unobservable inputs. Observable market data, when available, is required to be used in making fair value measurements. When inputs used to measure fair value fall within different levels of the hierarchy, the level within which the fair value measurement is categorized is based on the lowest level input that is significant to the fair value measurement (see Note 13. Fair Value Measurements).

#### **Warrant liabilities**

The Company accounts for warrants as either equity-classified or liability-classified instruments based on an assessment of the warrant's specific terms and applicable authoritative guidance in ASC 480, *Distinguishing Liabilities from Equity* ("ASC 480") and ASC 815-40, *Derivatives and Hedging—Contracts in Entity's Own Equity* ("ASC 815"). The assessment considers whether the warrants are freestanding financial instruments pursuant to ASC 480, meet the definition of a liability pursuant to ASC 480, and whether the warrants meet all of the requirements for equity classification under ASC 815, including whether the warrants are indexed to the Company's own common stock, among other conditions for equity classification.

For issued or modified warrants that meet all of the criteria for equity classification, the warrants are required to be recorded as a component of additional paid-in capital at the time of issuance. For issued or modified warrants that do not meet all the criteria for equity classification, the warrants are required to be recorded at their initial fair value on the date of issuance and adjusted to the current fair value at each balance sheet date thereafter. Changes in the estimated fair value of the warrants are recognized as a non-cash gain or loss in Other income (expense) in the Consolidated Statements of Operations and Comprehensive Loss (see Note 16. Stockholders' Equity).

#### **Earnout liability**

As a result of the Business Combination, the Company recognized earnout shares to Legacy Hyzon's common stockholders as a liability. Pursuant to ASC 805-10, *Business Combinations* ("ASC 805") the Company determined that the initial fair value of the earnout shares should be recorded as a liability with the offset recorded to additional paid-in capital and with subsequent changes in fair value recorded in Other income (expense) in the Consolidated Statements of Operations and Comprehensive Loss at each reporting period. The earnout shares to other holders of outstanding equity awards are accounted for under ASC 718, *Stock Compensation* ("ASC 718"), as these earnout shares are compensatory in nature, and relate to services provided or to be provided to the Company.

#### **Impairment of Long-Lived Assets**

The Company assesses the recoverability of its long-lived assets whenever events or changes in circumstances indicate that the carrying value may not be recoverable. The assessment of possible impairment is based on the ability to recover the carrying value of the assets from expected undiscounted future cash flows from operations. An impairment charge would be recognized equal to the amount by which the carrying amount exceeds the estimated fair value of the asset. Fair value is determined using either the market or sales comparison approach, cost approach or anticipated cash flows discounted at a rate commensurate with the risk involved.

#### **Income Taxes**

Income taxes are accounted for under the asset and liability method. Deferred tax assets and liabilities are recognized for the future tax consequences attributable to differences between the financial statement carrying amounts of existing assets and liabilities and their respective tax basis and operating loss and tax credit carryforwards. Deferred tax assets and liabilities are measured using enacted tax rates expected to apply to taxable income in the years in which those temporary differences are expected to be recovered or settled. The effect on deferred tax assets and liabilities of a change in tax rates is recognized in the period that includes the enactment date. A valuation allowance is recorded to reduce the carrying amounts of deferred tax assets if it is more likely than not that such assets will not be realized.

The Company accounts for uncertain tax positions in accordance with ASC 740, *Income Taxes* ("ASC 740"), which clarifies the accounting for uncertainty in tax positions. This interpretation requires that an entity recognizes in its consolidated financial statements the impact of a tax position, if that position is more likely than not of being sustained upon examination, based on the technical merits of the position. Recognized income tax positions are measured at the largest amount that is greater than 50% likely of being realized. Changes in recognition or measurement are reflected in the period in which the change in judgment occurs. The Company has elected to classify interest and penalties related to unrecognized tax benefits, if and when required, as part of income tax expense in the Consolidated Statements of Operations and Comprehensive Loss (see Note 12. Income Taxes).

#### **Foreign Currency Translation and Transactions**

The functional and reporting currency of each of the Company's foreign subsidiaries is determined based on the primary currency in which they operate and appropriate economic factors. For the translation from the applicable foreign currencies to U.S. dollars, period-end exchange rates are utilized for balance sheet accounts and weighted average exchange rates for each period for revenue and expense accounts. The cumulative translation adjustments are recognized as a component of Accumulated other comprehensive loss.

For all transactions denominated in a currency other than a subsidiary's functional currency, exchange rate gains and losses are recognized in earnings in the period incurred. Net foreign currency transaction losses of \$1.1 million and \$0.5 million were recorded for the years ended December 31, 2023 and 2022, respectively. These amounts are recorded in Foreign currency exchange loss and other expense, net in the Consolidated Statements of Operations and Comprehensive Loss.

#### **Stock-based Compensation**

Incentive plans that provide for the granting of stock-based compensation to employees, directors, and consultants are described in Note 15. Stock-based Compensation Plans. The Company recognizes compensation expense for its stock-based compensation programs, which can include stock options, stock appreciation rights, restricted stock, restricted stock units ("RSUs"), and performance stock units ("PSUs").

The fair value of stock option awards with only service and/or performance conditions is estimated on the grant or offering date using the Black-Scholes option-pricing model. Assumptions used to estimate compensation expense include fair value of common stock, expected price volatility of common stock, expected term, risk-free interest rates, and expected dividend yield. The fair value of RSUs is measured on the grant date based on the closing fair market value of the Company's common stock. Stock-based compensation expense is recognized on a straight-line basis over the requisite service period, net of actual forfeitures in the period.

For PSUs, stock-based compensation expense is recognized over the expected performance achievement period of individual performance milestones when the achievement of each individual performance milestone becomes probable. In the period in which the qualifying event is probable, the Company will record a cumulative one-time stock-based compensation expense determined using the grant-date fair values.

#### **Research and Development**

Research and development costs arise from ongoing activities associated with improving existing products and advancing development of new and next generation products. Research and development costs that do not meet the requirements to be recognized as an asset, as the associated future benefits are uncertain and no alternative future use is identified, are expensed as incurred.

#### **Selling, General, and Administrative Expense**

Selling, general, and administrative expense consist of personnel costs, depreciation and amortization, sales and marketing costs, and facilities expense. These costs are recognized when incurred.



## Comprehensive Income (Loss)

Comprehensive income (loss) consists of two components, net income (loss) and comprehensive income (loss). Foreign currency translation adjustments and unrealized gain (loss) on short-term investments are reported in Comprehensive income (loss) in the Consolidated Statements of Operations and Comprehensive Loss.

## Variable Interest Entity Arrangements

The Company performs both qualitative and quantitative analysis of its variable interests, including loans, guarantees, and equity investments, to determine if the Company has any variable interests in VIEs. Qualitative analysis is based on an evaluation of the design of the entity, its organizational structure including decision making ability, and financial agreements. Quantitative analysis is based on the entity's forecasted cash flows. U.S. GAAP requires a reporting entity to consolidate a VIE when the reporting entity has a variable interest that provides it with a controlling financial interest in the VIE. The entity that consolidates a VIE is referred to as the primary beneficiary of that VIE. The Company uses qualitative and quantitative analyses to determine if it is the primary beneficiary of VIEs.

On October 18, 2021, the Company's wholly-owned subsidiary, Hyzon Motors Technology (Shanghai) Co., Ltd. ("Hyzon China") entered into a joint venture agreement (the "Foshan JV Agreement") with Foshan Zhongbang Earthwork Engineering Co., Ltd. ("FSZB") and a private citizen of People's Republic of China (together referred to as the "Foshan JV Shareholders") forming Foshan Hyzon New Energy Technology Co., Ltd. ("Hyzon Foshan"). Hyzon Foshan engages in the commercial sales, operation, leasing and promotion of fuel cell muck-truck, mixer-truck and other construction vehicles within Foshan City, Guangdong Province. Hyzon, FSZB, and the private citizen shareholder have a 51.0%, 44.0%, and 5.0% interest in the equity of Hyzon Foshan, respectively.

The Company determined it is the primary beneficiary of Hyzon Foshan, with 51.0% control of shareholder voting, thereby giving the Company the power to direct activities of Hyzon Foshan. The Company also has exposure to the losses of the entity and the right to receive benefits from the entity that could potentially be significant to the entity as a result of its equity interest. The Consolidated Balance Sheets after elimination of any intercompany transactions and balances include assets of \$0.3 million as of December 31, 2023 and 2022, respectively, and de minimis liabilities as of December 31, 2023 and 2022, respectively. The noncontrolling interest represents the other joint venture partners' ownership interest in Hyzon Foshan.

## Net Income (Loss) Per Share

Basic net income (loss) per share attributable to common stockholders is computed by dividing net income (loss) (the numerator) by the weighted average number of common shares outstanding for the period (the denominator). Diluted net income (loss) per share attributable to common stockholders is computed by dividing net income (loss) by the weighted average number of common shares and all potential common shares outstanding, unless the impact would be anti-dilutive, during each period presented.

The diluted net income (loss) per share attributable to common stockholders' calculation recognizes the dilution that would occur if stock options, other stock-based awards or other contracts to issue common stock were exercised or converted into shares using the treasury stock method (see Note 18. Loss per Share).

## Subsequent Events

The Company evaluates subsequent events at the date of the balance sheet as well as conditions that arise after the balance sheet date but before the consolidated financial statements are issued. The effects of conditions that existed at the balance sheet date are recognized in the consolidated financial statements. Events and conditions arising after the balance sheet date but before the consolidated financial statements are issued are evaluated to determine if disclosure is required to keep the consolidated financial statements from being misleading. To the extent such events and conditions exist, if any, disclosures are made regarding the nature of events and the estimated financial effects for those events and conditions (see Note 20. Subsequent Events).

## Recent Accounting Pronouncements

### *Recently issued accounting pronouncements not yet adopted*

In November 2023, the FASB issued ASU 2023-07, *Segment Reporting (Topic 280)*: Improvements to Reportable Segment Disclosures, to update reportable segment disclosure requirements, primarily through enhanced disclosures about significant segment expenses and information used to assess segment performance. The amendments are effective for fiscal years beginning after December 15, 2023, and for interim periods within fiscal years beginning after December 15, 2024, with early adoption permitted. The Company is currently evaluating the impact that the adoption of this standard will have on its consolidated financial statements and related disclosures.

In December 2023, the FASB issued ASU 2023-09, *Income Taxes (Topic 740)*: Improvements to Income Tax Disclosures, to enhance the transparency and decision usefulness of income tax disclosures. The amendments are effective for annual periods beginning after December 15, 2024 on a prospective basis. Early adoption is permitted. The Company is currently evaluating the impact that the adoption of this standard will have on its consolidated financial statements and related disclosures.

**Note 3. Revenue**

The Company recognized \$0.3 million in sales of FCEVs in the U.S. for the year ended December 31, 2023. For the year ended December 31, 2022, the Company recognized \$3.7 million in sales of FCEVs in China, hydrogen fuel cell systems in the U.S. and upfit services in Europe.

During 2023 the Company entered into contracts with a customer to upfit internal combustion engine vehicles to FCEVs. The Company offered certain trade-in and buyback options of FCEVs to its end customer who purchase upfit services including fuel cell powertrain. Under these arrangements, the Company receives full payment shortly after the upfit FCEV is delivered, and the end customer subsequently has the option to trade-in for credit or sell the FCEV back for cash during an agreed upon period and for a predetermined value. As of December 31, 2023, \$1.3 million reported as Unbilled receivable in the Consolidated Balance Sheets represents the amount the Company is entitled to collect upon the delivery of the FCEVs. Those contracts are accounted for as an operating lease when the end customer has a significant economic incentive to exercise the trade-in or buyback option at contract inception. For the year ended December 31, 2023, the Company recognized no operating lease revenue and no operating lease equipment depreciation expense. As of December 31, 2023, the Company had deferred \$1.0 million of upfront lease related payments, \$0.3 million of which was recorded in the Contract liabilities and \$0.7 million of which was recorded in the Other liabilities in the Consolidated Balance Sheets. The upfront lease related payments will be recognized on a straight-line basis over the individual lease term.

In accordance with ASC 606, the Company is required to evaluate customers' ability and intent to pay substantially all of the consideration to which the Company is entitled in exchange for the vehicles transferred to the customer, i.e., collectability of contracts with customers. The Alternative Method of Revenue Recognition has been applied to each customer contract in China.

The \$2.5 million of revenue recognized from sales of FCEVs in China related to the delivery of 62 FCEVs for the year ended December 31, 2022. This amount is equal to the remaining consideration received after satisfying local government VAT obligations, as such amounts are non-refundable and the Company has transferred control of the 62 FCEVs to which the consideration relates and has stopped transferring goods or services to the customer. For the year ended December 31, 2022, the Company delivered 20 additional FCEVs to a different customer; however, no amounts were recognized as revenue as the consideration received was less than the amounts paid to satisfy local government VAT obligations. The Company continued to monitor the customers and evaluate the collectability criterion as of each reporting period. In early 2024, the Company entered into supplemental agreements with those Chinese customers. The supplemental agreements resulted in the payment of \$1.1 million to the Company and the termination of the standard warranty obligations in the contracts. The \$1.1 million was received by the Company in February 2024. The total cost of the 62 FCEVs delivered was recorded within Cost of revenue in the Consolidated Statements of Operations and Comprehensive Loss in 2021 since control of such FCEVs was transferred to the customer prior to December 31, 2021. The total cost of \$2.9 million related to the additional 20 FCEVs was recorded within Cost of revenue in the Consolidated Statements of Operations and Comprehensive Loss for the year ended December 31, 2022 since control of such FCEVs was transferred at the time of delivery.

**Customer Concentration**

The Company has established relationships with a number of customers, many of whom could unilaterally terminate their relationship with the Company or materially reduce the amount of business they conduct with the Company at any time. Market competition, customer requirements, customer financial condition and customer consolidation through mergers or acquisitions also could adversely affect our ability to continue or expand these relationships. There is no guarantee that the Company will be able to retain or renew existing agreements, maintain relationships with any of the customers on acceptable terms or at all or collect amounts owed to us from insolvent customers. The loss of one or more of our major customers could adversely affect the Company's business, financial condition and results of operations.

For the year ended December 31, 2023, one customer accounted for 100.0% of total revenue. For the year ended December 31, 2022, the Company's top two customers made up 67.0% and 20.8% of revenue, respectively.

**Contract Balances**

Contract liabilities relate to the advance consideration invoiced or received from customers for products and services prior to satisfying a performance obligation or in excess of amounts allocated to a previously satisfied performance obligation.

The current portion of contract liabilities is recorded within Contract liabilities in the Consolidated Balance Sheets and totaled \$8.9 million and \$3.9 million as of December 31, 2023, and 2022, respectively. The long term portion of contract liabilities is recorded within Other liabilities in the Consolidated Balance Sheets and totaled \$3.0 million and \$1.9 million as of December 31, 2023, and 2022, respectively. Certain customer contract liability balances may be refunded for cancelled contracts or unsuccessful FCEV trials.

Significant changes in the contract liabilities balances are as follows (in thousands):

	December 31, 2023	December 31, 2022
<b>Contract liabilities - beginning of period</b>	<b>\$ 5,820</b>	<b>\$ 11,865</b>
Increases during the period	6,268	287
Revenue recognized during the period included in contract liability balance	(295)	(3,670)
Net changes in liability for pre-existing contracts including refunds of customer payments	—	(2,088)
Impact of foreign currency translation	42	(574)
<b>Contract liabilities - end of period</b>	<b>\$ 11,835</b>	<b>\$ 5,820</b>

**Remaining Performance Obligations**

The transaction price associated with remaining performance obligations for commercial vehicles and other contracts with customers was \$14.8 million as of December 31, 2023. The Company expects to recognize approximately 72% of its remaining performance obligations as revenue over the twelve months after December 31, 2023.

**Note 4. Restructuring and Related Charges**

Restructuring costs consist of employee-related charges that may include retention, relocation, severance, and other termination benefits, as well as, contract termination costs, accelerated depreciation, professional fees, and certain long-lived asset impairments. For ongoing benefit arrangements, a liability is recognized when it is probable that employees will be entitled to benefits and the amount can be reasonably estimated. For one-time benefit arrangements, a liability is incurred and accrued at the date the plan is communicated to employees, unless employees will be retained beyond a minimum retention period. In this case, the liability is calculated at the date the plan is communicated to employees and is accrued ratably over the future service period.

Restructuring costs including certain asset impairment are recorded in Restructuring and related charges in the Consolidated Statements of Operations and Comprehensive Loss as a component of loss from operations. Restructuring related liabilities are recorded within Accrued liabilities in the Consolidated Balance Sheets.

In July 2023, the Company's board of directors approved a restructuring plan (the "Restructuring Program") to improve operational effectiveness and cost reduction, including with respect to its workforce. Pursuant to the Restructuring Program, the Company expects to rationalize its global footprint, implement a shared service model for procurement and engineering, and transition to a third-party assembly model for FCEV upfit services. The Restructuring Program is expected to be completed by the end of the third quarter of 2024.

The Company expects to incur employee-related charges such as one-time severance payments, cash bonuses and stock-based compensation to retain employees. The Company modified the affected employees' stock awards in a manner that would result in additional non-cash charges.

As a result of the Restructuring Program, the Company evaluated long-lived assets for impairment at Hyzon Motors Europe B.V. ("Hyzon Europe"). The Company compared the carrying amount of the asset group comprising the long-lived assets to the estimated future undiscounted cash flows expected to be generated by the asset group. The estimated aggregate undiscounted cash flows were less than the carrying amount of the asset group. An impairment charge of \$4.6 million (\$2.8 million of right-of-use asset and \$1.8 million of property, plant and equipment, net) was recorded during 2023, which represents the amount by which the carrying amount of the asset group exceeds the fair value of the assets, based on the expected discounted future cash flows attributable to those assets.

In the United States, the Company entered into a purchase and sale agreement with Fulcrum Holdings LLC (the "Buyer") to sell its Rochester facility for \$3.1 million. The closing of this sale will occur on or prior to April 30, 2024. As a result of the sale agreement, the Company moved its headquarters from Rochester, NY to Bolingbrook, IL. In connection with the closure of the Rochester facility and certain other U.S. restructuring decisions, the Company recorded a restructuring charge of \$2.8 million for the year ended December 31, 2023.

Costs by type associated with the Restructuring Program consisted of the following (in thousands):

	Year Ended December 31, 2023	Year Ended December 31, 2022
Asset-related	\$ 7,396	\$ —
Employee-related	369	—
Total	\$ 7,765	\$ —

[Table of Contents](#)**Note 5. Inventory**

Inventory consisted of the following (in thousands):

	December 31, 2023	December 31, 2022
Raw materials	\$ 11,380	\$ 24,862
Work in process	9,918	10,691
Finished Goods	7,513	—
<b>Total inventory</b>	<b>\$ 28,811</b>	<b>\$ 35,553</b>

The Company writes down inventory for any excess or obsolescence, or when the Company believes that the net realizable value of inventories is less than the carrying value. A total of \$13.0 million and \$14.3 million in inventory write-downs was recognized for the year ended December 31, 2023 and 2022, respectively.

**Note 6. Prepaid Expenses and Other Current Assets**

Prepaid expenses and other current assets consisted of the following (in thousands):

	December 31, 2023	December 31, 2022
Deposit for fuel cell components (Note 17)	\$ 2,927	\$ 6,092
Vehicle inventory deposits	262	2,074
Production equipment deposits	623	235
Other prepaid expenses	1,333	1,877
Prepaid insurance	3,827	3,201
VAT receivable from government	363	1,886
<b>Total prepaid expenses and other current assets</b>	<b>\$ 9,335</b>	<b>\$ 15,365</b>

[Table of Contents](#)**Note 7. Property, Plant, and Equipment, net**

Property, plant, and equipment, net consisted of the following (in thousands):

	December 31, 2023	December 31, 2022
Land and building	\$ 2,823	\$ 2,818
Machinery and equipment	12,420	15,832
Software	3,403	2,350
Leasehold improvements	3,306	2,123
Construction in progress	2,652	2,499
Total Property, plant, and equipment	24,604	25,622
Less: Accumulated depreciation and amortization	(6,035)	(3,202)
<b>Property, plant and equipment, net</b>	<b>\$ 18,569</b>	<b>\$ 22,420</b>

Depreciation and amortization expense totaled \$4.0 million and \$3.4 million for the years ended December 31, 2023 and 2022, respectively.

The Company recognized impairment charges of \$1.8 million and \$2.8 million for the year ended December 31, 2023 related to restructuring in Europe and U.S., respectively (see Note 4. Restructuring and Related Charges). There were no impairment charges related to restructuring for the year ended December 31, 2022.

Additionally, outside of the restructuring, the Company recorded impairment of other property and equipment of \$1.3 million during the year ended December 31, 2023, which were recorded as \$1.1 million in Research and development expense, and \$0.2 million in Selling, general, and administrative expense in the Consolidated Statements of Operations and Comprehensive Loss.

**Note 8. Accrued Liabilities**

Accrued liabilities consisted of the following (in thousands):

	December 31, 2023	December 31, 2022
Payroll and payroll related expenses	\$ 5,261	\$ 4,638
Accrued professional fees	2,411	10,016
Accrued product warranty costs	840	942
Accrued contract manufacturer costs	1,424	1,409
Accrued contract termination costs (Note 14)	470	2,688
Accrued Orten cancellation costs (Note 1)	—	1,192
Accrued SEC settlement (Note 14)	17,000	—
Other accrued expenses	2,710	4,702
<b>Accrued liabilities</b>	<b>\$ 30,116</b>	<b>\$ 25,587</b>

**Note 9. Investments in Equity Securities**

The Company owns common shares, participation rights, and options to purchase additional common shares in certain private companies. On a non-recurring basis, the carrying value is adjusted for changes resulting from observable price changes in orderly transactions for identical or similar investments in the same investee or an impairment.

The Company recorded a \$14.3 million impairment loss related to the equity investment in Raven SR, Inc. (“Raven SR”) in Gain (loss) in equity securities in the Consolidated Statements of Operations and Comprehensive Loss for the year ended December 31, 2023. In accordance with ASC 321, *Investments - Equity Securities* (“ASC 321”), the investment in Raven SR does not have a readily determinable fair value and is measured at cost minus impairment, which requires the Company to evaluate on an ongoing basis whether an investment has been impaired based on qualitative factors. The Company impaired Raven SR due to the investee’s financial condition, liquidity position and access to capital resources. When indicators of impairment exist, quantitative measurements of the fair value of the equity investment are prepared using a market approach, which requires judgment and the use of unobservable inputs, including discount rates and comparable market data of private and public companies, among others. The fair value was determined utilizing a Monte-Carlo simulation model, accordingly deemed to be a Level 3 measurement in the fair value hierarchy. The most significant assumptions in the model included the transaction price of the underlying common shares at the measurement date, expected volatility, risk free rate, and certain assumptions around the likelihood, size, and timing of potential future equity raises by Raven SR. As of December 31, 2023, the valuation date, the Company determined the combined fair value of the investment in Raven SR’s common shares and options to be \$0.8 million.

The Company recorded a \$12.5 million gain related to the equity investment in Raven SR in Gain (loss) in equity securities in the Consolidated Statements of Operations and Comprehensive Loss for the year ended December 31, 2022. The investment in Raven SR’s common shares and options was initially accounted for at cost of \$2.5 million. In March 2022, there was an observable change in price of Raven SR’s common shares. The change in observable price of Raven SR’s common shares also results in a remeasurement of the investment in Raven SR’s options as of the date that the observable transaction took place. The fair value of the investment in Raven SR’s common shares was determined based on observable market prices of identical instruments in less active markets and is classified accordingly as Level 2 in the fair value hierarchy. Due to certain anti-dilution rights included in the options held by the Company, the fair value was determined utilizing a Monte-Carlo simulation model. Accordingly, this was determined to be a Level 3 measurement in the fair value hierarchy. The most significant assumptions in the model included the transaction price of the underlying common shares at the transaction date, expected volatility, risk free rate, and certain assumptions around the likelihood, size, and timing of potential future equity raises by Raven SR. As of March 31, 2022, the period end in which the observable change in price occurred, the Company determined the fair value of the investment in Raven SR’s common shares and options to be \$6.5 million and \$8.5 million, respectively.

Additionally, included in Gain (loss) in equity securities in the Consolidated Statements of Operations and Comprehensive Loss for the year ended December 31, 2022 is a \$2.4 million impairment loss related to the Company’s investment in Global NRG H2 Limited (“NRG”), a New Zealand corporation, equal to the initial cost basis. In accordance with ASC 321, *Investments - Equity Securities* (“ASC 321”), the investment in NRG does not have a readily determinable fair value and is measured at cost minus impairment, which requires the Company to evaluate on an ongoing basis whether an investment has been impaired based on qualitative factors. The Company impaired NRG due to the investee’s lack of progress in developing its plans and operating performance. The Company also has initiated legal proceedings in the High Court of New Zealand against NRG’s principal and sole director, asserting claims for, among other things, misrepresentations regarding NRG’s progress in developing its plans, historical and ongoing operating performance, and ability to achieve any of its stated goals. These proceedings are ongoing and are subject to uncertainties inherent in the litigation process, and the Company cannot predict the outcome of these proceedings at this time.

The following table summarizes the total carrying value of held securities, measured as the total initial cost plus cumulative net gain (loss) (in thousands):

	December 31, 2023	December 31, 2022
Total initial cost basis	\$ 4,948	\$ 4,948
<i>Adjustments:</i>		
Cumulative unrealized gain	12,530	12,530
Cumulative impairment	(16,715)	(2,448)
<b>Carrying amount, end of period</b>	<b>\$ 763</b>	<b>\$ 15,030</b>

The following table summarizes unrealized gain and impairment recorded in Other income (expense) in the Consolidated Statements of Operations and Comprehensive Loss, which are included as adjustments to the carrying value of equity securities (in thousands):

	Year Ended December 31, 2023	Year Ended December 31, 2022
Unrealized gain on equity securities	\$ —	\$ 12,530
Impairment	(14,267)	(2,448)
<b>Total unrealized gain and impairment on equity securities</b>	<b>\$ (14,267)</b>	<b>\$ 10,082</b>

#### **Note 10. Investments in Non-consolidated Affiliates**

Investments in non-consolidated affiliates is comprised of the Company's interests in partially-owned affiliates of which the Company's ownership percentages range from approximately 20% to 40%. The Company does not control these affiliates but has the ability to exercise significant influence over their operating and financial policies. The Company accounts for them using the equity method of accounting. The Company recognizes its equity in earnings (losses) on a one quarter lag.

##### **Jiushuang Joint Ventures**

In July 2021, the Company entered into two joint ventures in the People's Republic of China. Hyzon China partnered with Jiushuang Tiancheng Motors Service Ltd. ("JSTC") to form Jiushuang-Hyzon Motor Services, Ltd. ("JSYS") and partnered with Jiushuang Suda Logistics Ltd. ("JSSD") to form Jiushuang-Hyzon Logistics, Ltd. ("JSHYS"), (collectively, "Jiushuang JVs"). Jiushuang JVs were established for the purpose of promoting the commercial operation of fuel cell vehicles in the Shanghai, China market. JSYS will be focused on operation of fuel cell buses and JSHYS will be focused in the operation of fuel cell logistics vehicles. The Company's direct ownership interest in the non-consolidated joint ventures JSYS and JSHYS are 40% and 25%, respectively.

In December 2021, Hyzon China entered into a vehicle sales contract with Jiushuang (Shanghai) New Energy Technology Co., Ltd to deliver 20 FCEVs. These 20 FCEVs were delivered in the third quarter of 2022. Jiushuang (Shanghai) New Energy Technology Co., Ltd. is a parent of Jiushuang JVs.

The Jiushuang JVs sustained losses throughout 2023 and 2022, resulting in a loss position for the investment account as of December 31, 2023 and 2022. In accordance with ASC 323, *Investments - Equity Method and Joint Ventures*, the Company discontinued applying the equity method when the carrying amount was reduced to zero in the fourth quarter of 2022.

In February 2024, the Company's 25% equity interest in JSHYS JV was acquired by the JV partner. The Company received \$0.1 million in exchange for its equity interest and no longer holds ownership in the JSHYS JV.

##### **Raven SR S1 LLC**

In December 2022, the Company, via its subsidiary, Hyzon Zero Carbon, Inc. ("HZCI"), entered into an agreement with Chevron and Raven SR, to invest in Raven SR S1 LLC ("Raven S1"). Raven S1 intends to develop, construct, operate and maintain a solid waste-to hydrogen generation production facility located in Richmond, California. The Company invested \$8.5 million at closing, and the remaining \$1.5 million is scheduled to be paid upon when construction of the facility is at least 50% complete and pre-commissioning activities have been initiated. The total \$10.0 million investment represents approximately 20% ownership of Raven S1.

The Company's equity method investment in Raven S1 does not have a readily determinable fair value. Such investments are evaluated for impairment when events and conditions occur that may have a significant adverse effect on the investment's fair value. Based on an assessment of these criteria, the Company determined that the investment in Raven S1 was not impaired as of December 31, 2023. Although the Raven S1 facility is still under construction and has experienced certain permitting and construction delays and over-runs, the remaining committed financing, along with anticipated additional financing, and continued construction and permitting activities is expected to result in a fully completed project. The Company continues to monitor and evaluate the status of the Raven S1 project on an ongoing basis, and should an impairment be identified, the Company will evaluate whether such impairment is other-than-temporary, which could result in an impairment charge.

**Note 11. Short-term Investments**

The Company did not have any short-term investments as of December 31, 2023.

The following table summarizes the Company's short-term investments as of December 31, 2022 (in thousands):

	As of December 31, 2022			
	Amortized Cost	Unrealized Gains	Unrealized Losses	Fair Value
<b>Short-term investments</b>				
Certificates of deposit	\$ 38,703	\$ 194	\$ —	\$ 38,897
Commercial paper	26,198	205	—	26,403
Corporate debt securities	46,826	189	(33)	46,982
Foreign government bonds	37,453	348	—	37,801
U.S. Treasury bills	44,333	359	—	44,692
<b>Total short-term investments</b>	<b>\$ 193,513</b>	<b>\$ 1,295</b>	<b>\$ (33)</b>	<b>\$ 194,775</b>



[Table of Contents](#)

**Note 12. Income Taxes**

The Company is subject to income taxes in the U.S. and several non-U.S. jurisdictions. For the year ended December 31, 2023 there was an income tax benefit of \$0.5 million and for the year ended December 31, 2022 there was a provision for income taxes of \$0.5 million. The Company continues to generate tax losses, and the Company's net deferred tax assets continue to be fully offset by a valuation allowance.

Income (loss) before income taxes is summarized as follows (in thousands):

	December 31, 2023	December 31, 2022
U.S.	\$ (129,862)	\$ 12,388
Non-U.S.	(54,656)	(66,375)
<b>Total</b>	<b>\$ (184,518)</b>	<b>\$ (53,987)</b>

A reconciliation of the Company's effective income tax rate is as follows:

	December 31, 2023	December 31, 2022
Federal tax at a statutory rate	21.0%	21.0%
Earnings taxed at other than Federal statutory rate	1.5	5.4
Section 162(m)	—	(0.2)
Change in fair value of private warrants	0.1	5.5
Change in fair value of earnout liability	1.1	36.1
SEC settlement	(2.9)	—
R&D and state credits	1.6	1.2
Other	(0.4)	0.5
Change in valuation allowance	(21.7)	(70.5)
<b>Income tax provision benefit (expense)</b>	<b>0.3%</b>	<b>(1.0)%</b>

Deferred income tax assets and liabilities are summarized as follows (in thousands):

	December 31, 2023	December 31, 2022
<b>Deferred income tax assets:</b>		
Net operating loss carryforwards	\$ 71,259	\$ 47,817
Revenue recognition basis differences	4,021	4,118
Stock-based compensation	1,751	957
Lease liabilities	1,858	2,288
Tax basis in acquired IP	1,870	1,930
Capitalized research and development	12,341	3,796
Other accruals and reserves	4,230	3,745
Federal R&D credit	3,645	680
Investments in Raven SR	369	—
Valuation allowance	(99,879)	(60,343)
<b>Deferred income tax assets - total</b>	<b>1,465</b>	<b>4,988</b>
<b>Deferred income tax liabilities:</b>		
Investments in Raven SR	—	(2,708)
Property and equipment	(381)	(606)
ROU assets	(1,084)	(2,200)
<b>Deferred income tax liabilities - total</b>	<b>(1,465)</b>	<b>(5,514)</b>
Deferred income tax liabilities, net	\$ —	\$ (526)

Deferred income taxes reflect the net tax effects of temporary differences between the carrying amounts of assets and liabilities for financial reporting purposes and the amounts used for income tax purposes as well as carryforward tax losses. At December 31, 2023, the Company had U.S. federal, state and, foreign net operating loss carryforwards ("NOLs") of \$190.9 million, \$13.0 million and \$120.0 million, respectively, to be used to offset future taxable income. The entire \$190.9 million of U.S. federal losses and \$101.5 million of foreign losses can be carried forward indefinitely; the remaining \$18.5 million of foreign losses expire on various dates through 2028. The \$13.0 million of state losses expire on various dates through 2043.

Under the provisions of Section 382 of the Internal Revenue Code ("IRC"), the U.S. net operating loss and credit carryforwards and other tax attributes may be subject to limitation if there has been a significant change in ownership of the Company, as defined by the IRC. In connection with the Business Combination and the resulting change in ownership, the future utilization of NOLs maybe be subject to limitation under Section 382 in the United States, as well as in some foreign jurisdictions.

As required by ASC 740, the Company evaluated the positive and negative evidence bearing its ability to realize the deferred tax assets as of December 31, 2023. Realization of the Company's net deferred tax assets is dependent upon the generation of future taxable income. The Company has incurred tax losses from inception and determined that it is more likely than not that the Company will not realize the benefits of federal, state and foreign net deferred tax assets. As such, a valuation allowance has been provided against each entity's net deferred tax assets.

As of December 31, 2023, the Company reversed a deferred tax liability that was not expected to offset available deferred tax assets, which resulted in a reversal of the net deferred tax liability of \$0.5 million.

The following table summarizes the activity related to the Company's valuation allowances (in thousands):

	December 31, 2023	December 31, 2022
<b>Valuation Allowances - beginning of period</b>	<b>\$ 60,343</b>	<b>\$ 23,005</b>
Increase in reserve, net of foreign currency exchange impact	39,536	37,338
<b>Valuation Allowances - end of period</b>	<b>\$ 99,879</b>	<b>\$ 60,343</b>

There were no unrecognized tax benefits and no amounts accrued for interest and penalties as of December 31, 2023, and 2022. The Company is currently not aware of any issues under review that could result in significant payments, accruals or material deviation from its positions. The Company is subject to income tax examinations by major taxing authorities in the countries in which it operates since inception.

[Table of Contents](#)

**Note 13. Fair Value Measurements**

The Company follows the guidance in ASC 820, *Fair Value Measurement*. For assets and liabilities measured at fair value on a recurring and nonrecurring basis, a three-level hierarchy of measurements based upon observable and unobservable inputs is used to arrive at fair value. The Company uses valuation approaches that maximize the use of observable inputs and minimize the use of unobservable inputs to the extent possible. The Company determines fair value based on assumptions that market participants would use in pricing an asset or liability in the principal or most advantageous market. When considering market participant assumptions in fair value measurements, the following fair value hierarchy distinguishes between observable and unobservable inputs, which are categorized in one of the following levels:

- Level 1 inputs: Unadjusted quoted prices in active markets for identical assets or liabilities accessible to the reporting entity at the measurement date.
- Level 2 inputs: Other than quoted prices included in Level 1 inputs that are observable for the asset or liability, either directly or indirectly, for substantially the full term of the asset or liability.
- Level 3 inputs: Unobservable inputs for the asset or liability used to measure fair value to the extent that observable inputs are not available, thereby allowing for situations in which there is little, if any, market activity for the asset or liability at measurement date.

As of December 31, 2023 and 2022, the carrying amount of accounts receivable, prepaid expenses and other current assets, accounts payable, and accrued liabilities approximate estimated fair value due to their relatively short maturities.

The following tables present information about the Company's assets and liabilities that are measured at fair value on a recurring basis and indicate the fair value hierarchy of the valuation inputs the Company utilized to determine such fair value (in thousands):

	As of December 31, 2023			
	Level 1	Level 2	Level 3	Total
<b>Assets:</b>				
Cash equivalents:	\$ 75,312	\$ —	\$ —	\$ 75,312
<b>Liabilities:</b>				
Warrant liability – Private Placement Warrants	\$ —	\$ 160	\$ —	\$ 160
Earnout shares liability	—	—	1,725	1,725

	As of December 31, 2022			
	Level 1	Level 2	Level 3	Total
<b>Assets:</b>				
Cash equivalents:	\$ 23,113	\$ 4,992	\$ —	\$ 28,105
Short-term investments:				
Certificates of deposit	—	38,897	—	38,897
Commercial paper	—	26,403	—	26,403
Corporate debt securities	—	46,982	—	46,982
Foreign government bonds	—	37,801	—	37,801
U.S. Treasury bills	44,692	—	—	44,692
<b>Liabilities:</b>				
Warrant liability – Private Placement Warrants	\$ —	\$ 1,122	\$ —	\$ 1,122
Earnout shares liability	—	—	10,927	10,927

**Cash Equivalents**

The Company's cash equivalents consist of short-term, highly liquid financial instruments that are readily convertible to cash with original maturities of three months or less. As of December 31, 2023, the Company has \$75.3 million invested in certificates of deposit. As of December 31, 2022, the Company had \$28.1 million invested in commercial paper and money market funds. The Company classifies its investments in commercial paper as Level 2 because they are valued using inputs other than quoted prices which are directly or indirectly observable in the market, including readily available pricing sources for the identical underlying security which may not be actively traded.

**Short-term Investments**

The Company's short-term investments consisted of high-quality, investment-grade marketable debt securities and are classified as available-for-sale. The Company classifies its investments in certificates of deposit, commercial paper, corporate debt securities, and foreign government bonds as Level 2 because they are valued using inputs other than quoted prices which are directly or indirectly observable in the market, including readily available pricing sources for the identical underlying security which may not be actively traded.

**Private Placement Warrants**

Following the lapsing of certain transferability restrictions subsequent to the Business Combination, the features of the Private Placement Warrants became identical to the Public Warrants (as defined in Note 16. Stockholders' Equity), except that so long as they are held by the sponsor of the Business Combination, the Private Placement Warrants are not redeemable by the Company. Due to these similarities, the estimated fair value of the Private Placement warrants was comparable to the fair value of the Public Warrants on a per warrant basis using level 2 inputs at December 31, 2023 and 2022.

**Earnout to Common Stockholders**

The fair value of the earnout shares was estimated by utilizing a Monte-Carlo simulation model. The inputs into the Monte-Carlo pricing model included significant unobservable inputs. The following table provides quantitative information regarding Level 3 fair value measurement inputs:

	December 31, 2023	December 31, 2022
Stock price	\$ 0.90	\$ 1.55
Risk-free interest rate	4.1 %	4.2 %
Volatility	91.0 %	92.0 %
Remaining term (in years)	2.54	3.54

The following table presents the changes in the liabilities for Private Placement Warrants and Earnout for the year ended December 31, 2023 (in thousands):

	Private Placement Warrants	Earnout
Balance as of December 31, 2022	\$ 1,122	\$ 10,927
Change in estimated fair value	(962)	(9,202)

The Company performs routine procedures such as comparing prices obtained from independent sources to ensure that appropriate fair values are recorded.

#### Assets Measured on a Nonrecurring Basis

Assets that are measured at fair value on a nonrecurring basis are remeasured when carrying value exceeds fair value. This includes the evaluation of long-lived assets. Where an indication of an impairment exists, the Company's estimates of fair value of long-lived assets require the use of significant unobservable inputs, representative of Level 3 fair value measurements, including numerous assumptions with respect to future circumstances that might directly impact the long-lived assets' operations in the future and are therefore uncertain.

The Company assesses the carrying amount of long-lived assets for impairment whenever events or changes in circumstances indicate that the carrying amount of an asset may not be recoverable. The Company uses undiscounted future cash flows of the asset or asset group for equipment and intangible assets. The Company assessed the fair value of the relevant long-lived assets using the income approach. Inputs used to calculate the fair value based on the income approach primarily include estimated future cash flows, discounted at a rate that approximates the cost of capital of a market participant.

During the year ended December 31, 2023, the Company recognized impairment charges of \$4.6 million (\$2.8 million of right-of-use asset and \$1.8 million of property, plant and equipment, net) in Europe and \$2.8 million of property, plant and equipment, net in the U.S., as a result of restructuring (See Note 4. Restructuring and Related Charges).

## [Table of Contents](#)

### **Note 14. Commitments and Contingencies**

#### **Legal Proceedings**

The Company is subject to, and may become a party to, a variety of litigation, other claims, suits, indemnity demands, regulatory actions, and government investigations and inquiries in the ordinary course of business. The assessment as to whether a loss is probable or reasonably possible, and as to whether such loss or a range of such loss is estimable, often involves significant judgment about future events, and the outcome of litigation is inherently uncertain. The Company accrues for matters when we believe that losses are probable and can be reasonably estimated. As of December 31, 2023 and 2022, the Company accrued \$0.5 million and \$2.7 million, respectively in Accrued liabilities, as well as \$25.0 million related to the resolution of the SEC investigation, of which \$17.0 million is recorded in Accrued liabilities and \$8.0 million in Accrued SEC settlement, in the Consolidated Balance Sheets relating to probable and estimable losses.

As the outcome of individual matters is not predictable with assurance, the assessments are based on the Company's knowledge and information available at the time; thus, the ultimate outcome of any matter could require payment substantially in excess of the amount being accrued and/or disclosed. The Company is party to current legal proceedings as discussed more fully below.

#### *Shareholder Securities and Derivative Litigation*

Three related putative securities class action lawsuits were filed between September 30, 2021 and November 15, 2021, in the U.S. District Court for the Western District of New York against the Company, certain of the Company's current and former officers and directors and certain former officers and directors of DCRB (Kauffmann v. Hyzon Motors Inc., et al. (No. 21-cv-06612-CJS), Brennan v. Hyzon Motors Inc., et al. (No. 21-cv-06636-CJS), and Miller v. Hyzon Motors Inc. et al. (No. 21-cv-06695-CJS)), asserting violations of federal securities laws. The complaints generally allege that the Company and individual defendants made materially false and misleading statements relating to the nature of the Company's customer contracts, vehicle orders, and sales and earnings projections, based on allegations in a report released on September 28, 2021, by Blue Orca Capital, an investment firm that indicated that it held a short position in the Company's stock and which has made numerous allegations about the Company. These lawsuits have been consolidated under the caption In re Hyzon Motors Inc. Securities Litigation (Case No. 6:21-cv-06612-CJS-MWP), and on March 21, 2022, the court-appointed lead plaintiff filed a consolidated amended complaint seeking monetary damages. The Company and individual defendants moved to dismiss the consolidated amended complaint on May 20, 2022, and the court-appointed lead plaintiff filed its opposition to the motion on July 19, 2022. The court-appointed lead plaintiff filed an amended complaint on March 21, 2022, and a second amended complaint on September 16, 2022. Briefing regarding the Company and individual defendants' anticipated motion to dismiss the second amended complaint was stayed pending a non-binding mediation among the parties, which took place on May 9, 2023. The parties did not reach a settlement during the May 9, 2023 mediation. On June 20, 2023, the court granted the lead plaintiff leave to file a third amended complaint, which was filed on June 23, 2023. The third amended complaint added additional claims. The Company filed a motion to dismiss on September 13, 2023, and DCRB and former DCRB officers, directors, and its sponsor filed a motion to dismiss on the same day. The lead plaintiff filed oppositions to the motions to dismiss on October 25, 2023, and defendants filed a reply on November 22, 2023. The parties are awaiting a ruling from the court.

Between December 16, 2021, and January 14, 2022, three related shareholder derivative lawsuits were filed in the U.S. District Court for the Western District of New York (Lee v. Anderson et al. (No. 21-cv-06744-CJS), Révész v. Anderson et al. (No. 22-cv-06012-CJS), and Shorab v. Anderson et al. (No. 22-cv-06023-CJS)). These three lawsuits have been consolidated under the caption In re Hyzon Motors Inc. Derivative Litigation (Case No. 6:21-cv-06744-CJS). On February 2, 2022, a similar stockholder derivative lawsuit was filed in the U.S. District Court for the District of Delaware (Yellets v. Gu et al. (No. 22-cv-00156)). On February 3, 2022, a similar shareholder derivative lawsuit was filed in the Supreme Court of the State of New York, Kings County (Ruddiman v. Anderson et al. (No. 503402/2022)). On February 13, 2023, a similar stockholder derivative lawsuit was filed in the Delaware Court of Chancery (Kelley v. Knight et al. (C.A. No. 2023-0173)). These lawsuits name as defendants certain of the Company's current and former directors and certain former directors of DCRB, along with the Company as a nominal defendant, and generally allege that the individual defendants breached their fiduciary duties by making or failing to prevent the misrepresentations alleged in the consolidated securities class action, and assert claims for violations of federal securities laws, breach of fiduciary duties, unjust enrichment, abuse of control, gross mismanagement, and/or waste of corporate assets. These lawsuits generally seek equitable relief and monetary damages. Each of the shareholder derivative actions has been stayed or the parties have jointly requested that it be stayed pending a decision regarding the anticipated motion to dismiss in the consolidated securities class action.

On March 18, 2022, a putative class action complaint, Malork v. Anderson et al. (C.A. No. 2022-0260- KSJM), was filed in the Delaware Court of Chancery against certain officers and directors of DCRB, DCRB's sponsor, and certain investors in DCRB's sponsor, alleging that the director defendants and controlling stockholders of DCRB's sponsor breached their fiduciary duties in connection with the merger between DCRB and Legacy Hyzon. The complaint seeks equitable relief and monetary damages. On May 26, 2022, the defendants in this case moved to dismiss the complaint. On August 2, 2022, the plaintiff filed an amended complaint. Defendants filed a motion to dismiss the amended complaint on August 15, 2022. Briefing on the motion to dismiss is now complete, and oral argument occurred on April 21, 2023. On July 17, 2023, the Delaware Court of Chancery denied the defendants' motion to dismiss the complaint. In August 2023, the plaintiff in Malork subpoenaed Hyzon for various documentation in connection with the litigation against the named defendants. Hyzon is not a party to this litigation. The Company is currently challenging the validity of the subpoena. In addition, in December 2023, the Company paid \$1.5 million dollars in legal fees of the named individual defendants pursuant to an indemnity agreement between DCRB and the named individual defendants.

Between January 26, 2022 and August 22, 2022, Hyzon received demands for books and records pursuant to Section 220 of the Delaware General Corporation Law from four stockholders who state they are investigating whether to file similar derivative or stockholder lawsuits, among other purposes. On May 31, 2022, one of these four stockholders represented that he had concluded his investigation and did not intend to file a complaint. On November 18, 2022, a second of the four stockholders filed a lawsuit in the Delaware Court of Chancery (Abu Ghazaleh v. Decarbonization Plus Acquisition Sponsor, LLC et al. (C.A. No. 2022-1050)), which was voluntarily dismissed shortly thereafter on December 1, 2022. On February 13, 2023, a third of these four stockholders filed a derivative lawsuit in the Delaware Court of Chancery (Kelley v. Knight et al. (C.A. No. 2023-0173)). The complaint asserts claims for breach of fiduciary duty and generally alleges that the individual defendants breached their fiduciary duties by making or failing to prevent misrepresentations including those alleged in the consolidated securities class action and the report released by Blue Orca Capital. As with the previously filed stockholder derivative lawsuits, the complaint seeks equitable relief and monetary damages. On April 17, 2023, the Court entered an order staying this action pending a decision on the anticipated motion to dismiss in the consolidated securities class action.

On April 18, 2023, the Company received a demand for books and records pursuant to Section 220 of the Delaware General Corporation Law from a stockholder seeking to investigate possible breaches of fiduciary duty or other misconduct or wrongdoing by the Company's controlling stockholder, Hymas Pte. Ltd. ("Hymas"), Hyzon's Board of Directors (the "Board") and/or certain members of Hyzon's senior management team in connection with the Company's entrance into (i) an equity transfer agreement (the "Equity Transfer") with certain entities affiliated with the Company, and (ii) the share buyback agreement with the Hymas (the "Share Buyback" and, together with the Equity Transfer, the "Transactions") as reported by the Company in its Form 8-K filed on December 28, 2022.

The above proceedings are subject to uncertainties inherent in the litigation process. The Company cannot predict the outcome of these matters or estimate the possible loss or range of possible loss, if any at this time.

#### *Government Investigations*

On January 12, 2022, the Company announced it received a subpoena from the SEC for production of documents and information, including documents and information related to the allegations made in the September 28, 2021 report issued by Blue Orca Capital. The Company received two additional subpoenas in connection with the SEC's investigation on August 5, 2022 and August 10, 2022. On October 31, 2022, the U.S. Attorney's Office for the Southern District of New York ("SDNY") notified the Company that it was also investigating these matters. The Company has received no further communications from the SDNY.

On September 26, 2023, the Company announced a final resolution, subject to court approval, of the SEC's investigation. On that date, the SEC filed a complaint in the U.S. District Court for the Western District of New York naming the Company, Craig Knight, the Company's former Chief Executive Officer and a former director, and Max C.B. Holthausen, a former managing director of the Company's European subsidiary, Hyzon Motors Europe B.V., as defendants. Without admitting or denying the allegations in the SEC's complaint, the Company consented to the entry of a final judgment, subject to court approval, that would permanently restrain and enjoin the Company from violating certain sections of and rules under the Exchange Act and the Securities Act, and would require the Company to pay a civil penalty of \$25.0 million as follows: \$8.5 million within 30 days of entry of the final judgment; (2) \$8.5 million by December 31, 2024; and (3) \$8.0 million within 730 days of entry of the final judgment. Mr. Knight and Mr. Holthausen also separately consented to the entry of final judgments, subject to court approval, resolving the SEC's allegations. On January 16, 2024, the U.S. District Court for the Western District of New York entered the final judgment as to the Company, and on January 17, 2024 entered the final judgments as to Mr. Knight and Mr. Holthausen, concluding this litigation. The Company paid the first tranche of \$8.5 million in January 2024 and will accrue interest on unpaid amounts due after 30 days of the entry of the final

judgment at a rate equal to the weekly average 1-year constant maturity Treasury yield, as published by the Board of Governors of the Federal Reserve System.

#### *Delaware Court of Chancery Section 205*

On February 13, 2023, the Company filed a petition under the caption *In re Hyzon Motors Inc., C.A. No. 2023-0177-LWW* (Del. Ch) in the Delaware Court of Chancery pursuant to Section 205 of the Delaware General Corporation Law (“DGCL”), which permits the Court of Chancery, in its discretion, to validate potentially defective corporate acts due to developments regarding potential interpretations of the DGCL stemming from the Court’s recent decision in *Garfield v. Boxed, Inc.*, 2022 WL 17959766 (Del. Ch. Dec. 27, 2022). On March 6, 2023, the Court of Chancery granted our petition, holding that any defects that may have existed with respect to the conduct of the Special Meeting of Shareholders held on July 15, 2021, to approve the increase in the Company’s authorized share capital were ratified as of the meeting.

The Company continues to believe that, notwithstanding the relief the Delaware Court of Chancery granted to the Company under Section 205, at the time of DCRB Shareholder Meeting on July 16, 2021, the increase in the Company’s authorized share capital was validly approved by DCRB’s shareholders under Delaware law.

#### *Customer and Supplier Disputes*

From time to time, the Company is subject to various commercial disputes or claims with its customers or suppliers. In January 2023, Duurzaam Transport B.V. and H2 Transport B.V., both private limited companies in the Netherlands and customers of the Company’s European subsidiary, Hyzon Europe, filed an attachment with the local Dutch court. The initial attachment claimed that Hyzon Europe was liable for liquidated and consequential damages stemming from Hyzon Europe allegedly not delivering trucks as contracted. The initial attachment placed a lien on the assets of Hyzon Europe. Following the attachments, Duurzaam Transport B.V. and H2 Transport B.V. initiated proceedings on the merits in February 2023. The dispute was settled without any party admitting liability, and the Company made a payment of €2.1 million (approximately \$2.3 million in USD) in April 2023, which was recorded in Accrued liabilities in the Consolidated Balance Sheets as of December 31, 2022.

On July 28, 2023, Worthington Industries Poland SP.Z.O.O, a Hyzon Europe supplier, filed a complaint in the Amsterdam District Court in the Netherlands, against Hyzon Europe for breach of contract and obtained an attachment covering Hyzon Europe’s bank accounts. Accordingly, \$1.2 million included in those Hyzon Europe’s bank accounts are recorded as restricted cash in the Consolidated Balance Sheets. The complaint seeks damages from Hyzon Europe totaling €4.6 million (approximately \$5.1 million in USD). The Company intends to vigorously defend itself against this claim. Regardless of outcome, such proceedings or claims can have an adverse impact on the Company because of legal defense and settlement costs, the Company’s obligations to indemnify third parties, diversion of resources, and other factors, and there can be no assurances that favorable outcomes will be obtained.

Regardless of outcome, such proceedings or claims can have an adverse impact on the Company because of legal defense and settlement costs, the Company’s obligations to indemnify third parties, diversion of resources, and other factors, and there can be no assurances that favorable outcomes will be obtained. Based on the early-stage nature of these cases, the Company cannot predict the outcome of these currently outstanding customer and supplier dispute matters or estimate the possible loss or range of possible loss, if any.

## Note 15. Stock-based Compensation Plans

### Equity Incentive Plan

In January 2020, Legacy Hyzon adopted the 2020 Stock Incentive Plan (the “2020 Plan”) under which employees, directors, and consultants may be granted various forms of equity incentive compensation including incentive and non-qualified options. The 2020 Plan was terminated in connection with the Business Combination in July 2021, and Legacy Hyzon will not grant any additional awards under the 2020 Plan. Any ungranted shares under the 2020 plan expired. However, the 2020 Plan will continue to govern the terms and conditions of the outstanding awards previously granted under it.

On June 24, 2021, the 2021 Equity Incentive Plan (the “2021 Plan”) was approved by the Board of Directors, and subsequently approved by the stockholders on July 15, 2021. The 2021 Plan provides for the grant of stock options, stock appreciation rights, restricted stock, RSUs and performance awards to the Company’s employees, directors, and consultants. In connection with the Business Combination, 21,339,493 shares of Class A common stock subject to outstanding equity awards granted under the 2020 Plan were converted into equity awards under the 2021 Plan. As of December 31, 2023, the number of shares of the Company’s common stock reserved for issuance under the 2021 Plan is 11.9 million shares. The number of shares of common stock available for issuance under the 2021 Plan will also include an annual increase on the first day of each year beginning in 2022 and ending in 2031, equal to the lesser of (A) two and one-half percent of the shares outstanding on the last day of the immediately preceding fiscal year and (B) such smaller number of shares as determined by the Board of Directors.

### Stock Options, RSUs, and PSUs

The following table summarizes the Company’s stock option, Restricted Stock Units (“RSUs”) and Performance Stock Units (“PSUs”) activity:

	Stock Options				RSUs		PSUs	
	Number of Options	Weighted Average Exercise Price	Weighted Average Remaining Contractual (Years)	Aggregate Intrinsic Value (in 000s)	Number of RSUs	Weighted Average Grant Date Fair Value	Number of PSUs	Weighted Average Grant Date Fair Value
<b>Outstanding at December 31, 2022</b>	<b>19,536,904</b>	<b>\$ 1.51</b>	<b>12.00</b>	<b>5,972</b>	<b>6,268,193</b>	<b>\$ 2.81</b>	<b>—</b>	<b>\$ —</b>
Granted	1,261,130	\$ 1.37			9,664,681	\$ 0.94	2,265,283	\$ 0.95
Exercised or released	(16,000)	\$ 1.13			(741,444)	\$ 2.77	—	\$ —
Forfeited/Cancelled	(6,008,581)	\$ 2.28			(1,509,092)	\$ 2.73	—	\$ —
<b>Outstanding at December 31, 2023</b>	<b>14,773,453</b>	<b>\$ 1.20</b>	<b>10.37</b>	<b>—</b>	<b>13,682,338</b>	<b>\$ 1.50</b>	<b>2,265,283</b>	<b>\$ 0.95</b>
Vested and expected to vest, December 31, 2023	14,773,453	\$ 1.20	10.37	—	13,682,338	\$ 1.50	2,265,283	\$ 0.95
Exercisable and vested at December 31, 2023	12,928,626	\$ 1.18	11.09	—	—	—	—	—

For all employees other than executives described below, option awards are generally granted with an exercise price equal to the fair value of the Company’s stock at the date of the grant. The awards generally have a five-year contractual term. The option period and provisions for each option granted are determined at the time of the grant, but generally vest a portion on the date of grant and then ratably each anniversary after issuance over a 5-year period of continuous service. Option awards for the Board of Directors generally have a 10-year contractual term and vest over one to three years. The fair value of these stock option awards is estimated as of the grant date using a Black-Scholes option pricing model and the following assumptions: A risk-free interest rate based on the U.S. Treasury yield curve at the date of grant; an expected or contractual term; and expected volatility based on an evaluation of comparable public companies’ measures of volatility. The Company does not anticipate declaring dividends on common shares now or in the near future and has therefore assumed no dividend rate. The following table discloses the assumptions, or range of assumptions, utilized for stock options for each of the grant years as follows:

	2023	2022
Expected term of options (years)	1.0 to 3.0	1.0 to 3.0
Risk free interest rate	4.5 to 5.5%	1.6 to 3.1%
Volatility	91 %	90 %
Expected dividend	\$ 0.00	\$ 0.00

As of December 31, 2023, there was \$0.8 million of unrecognized stock-based compensation expense related to unvested stock options, which is expected to be recognized over a weighted-average period of 1.57 years.

RSUs granted under the Company’s equity incentive plans typically vest over a four or five-year period beginning on the date of grant. RSUs will be settled through the issuance of an equivalent number of shares of the Company’s common stock and are equity classified. The total fair value of RSUs is determined based upon the stock price on the date of grant. As of December 31, 2023, unrecognized compensation costs related to unvested RSUs of \$14.0 million is expected to be recognized over a remaining weighted average period of 2.41 years.

In 2023, the Company granted PSUs to certain members of management, which vest over a three-year period beginning on the date of grant. Subject to the achievement of performance goals during a performance period outlined by the Compensation Committee of the Board of Directors, upon vesting, the PSUs are exchanged for a number of shares of common stock equal to the target number of PSUs multiplied by a factor between 0% and 150%. The actual number of units that ultimately vest may equal, exceed, or be less than the targeted number of shares based on the level of achievement of performance goals over the performance period and continued employment with the Company. Performance goals are based on a combination of internal company, functional and individual employee performance metrics. The Company adjusts the expense recognized based on the likelihood of future achievement of the performance metric. If the performance metrics are not achieved by the outlined performance period, the awards are forfeited. The total fair value of PSUs is determined based upon the stock price on the date of grant. As of December 31, 2023, unrecognized compensation costs related to unvested PSUs of \$1.8 million is expected to be recognized over a remaining weighted average period of 2.49 years.

### Former Executives’ Awards

On November 12, 2020, included in the stock options discussed above, 11,075,000 options were granted to the Company’s former Executive Chairman which vest in two equal tranches and have a contractual term of 15 years. The first tranche vested on the grant date, are immediately exercisable, have an exercise price of \$1.13 per share. The second tranche was forfeited in August 2023 upon the former Executive Chairman’s resignation from the Company’s board of directors.

Additionally, on November 12, 2020, included in the stock options discussed above, 5,537,500 options were granted to the Company’s former Chief Executive Officer which have a contractual term of 15 years, are immediately exercisable, and have an exercise price of \$1.13 per share.

## Note 16. Stockholders' Equity

### *Common Stock*

The Company is authorized to issue 400,000,000 shares of common stock with a par value of \$0.0001 per share. Holders of Class A common stock are entitled to one vote for each share. At December 31, 2023 and 2022, there were 245,081,497 and 244,509,208 shares of Class A common stock issued and outstanding, respectively.

### *Warrants*

As of December 31, 2023 and 2022, there were 11,013,665 Public Warrants and 8,014,500 Private Placement Warrants, for a total of 19,028,165 warrants outstanding. Each whole warrant entitles the registered holder to purchase one share of common stock at a price of \$11.50 per share, subject to adjustment as discussed below. Only whole warrants are exercisable. The warrants will expire on the earlier to occur of: (i) the fifth anniversary of the completion of the Company's Business Combination, (ii) their redemption or (iii) the liquidation of the Company.

Once the warrants become exercisable, the Company may redeem the outstanding warrants for cash:

- in whole and not in part;
- at a price of \$0.01 per warrant;
- upon a minimum of 30 days' prior written notice of redemption, which the Company refers to as the "30-day redemption period"; and
- if, and only if, the last reported sale price of the Company's common stock has been at least \$18.00 per share (as adjusted for stock splits, stock dividends, reorganizations, recapitalizations, and the like) on each of 20 trading days within the 30-trading day period ending on the third business day prior to the date on which the notice of redemption is given.

Once the warrants become exercisable, the Company may redeem the outstanding warrants for common stock:

- in whole and not in part;
- at a price of \$0.10 per warrant;
- upon a minimum of 30 days' prior written notice of redemption;
- if, and only if, the last reported sale price of the Company's common stock equals or exceeds \$10.00 per share (as adjusted for stock splits, stock dividends, reorganizations, recapitalizations, and the like) on the trading day prior to the date on which the notice of redemption is given; and
- if the last sale price of the Company's common stock on the trading day prior to the date on which the notice of redemption is given is less than \$18.00 per share (as adjusted for stock splits, stock dividends, reorganizations, recapitalizations, and the like), the Private Placement Warrants must also be concurrently called for redemption on the same terms as the outstanding Public Warrants.

The terms of the Private Placement Warrants are identical to the Public Warrants as described above, except that the Private Placement Warrants are not redeemable (except as described above) so long as they are held by the sponsor or its permitted transferees.

The Public Warrants are classified as equity and subsequent remeasurement is not required. The Private Placement Warrants are classified as liabilities and are initially recorded at their fair value, within warrant liability in the Consolidated Balance Sheets, and remeasured at each subsequent reporting date. Changes in the fair value of these instruments are recognized within Change in fair value of warrant liabilities in the Consolidated Statements of Operations and Comprehensive Loss.

The fair value of the Private Placement Warrants on July 16, 2021, in the amount of \$19.4 million was recorded as a Warrant liability and a reduction to Additional paid-in capital in the Consolidated Balance Sheets. The change in fair value for the years ended December 31, 2023 and 2022, in the amount of \$1.0 million and \$14.1 million, respectively, is recorded as a reduction in Warrant liability in the Consolidated Balance Sheets and a gain from change in fair value of warrant liability in the Consolidated Statements of Operations and Comprehensive Loss.

### *Ardour Subscription Agreement*

In connection with the execution of the February 8, 2021 Business Combination Agreement, DCRB, ACP Mgmt Corp., Ardour Capital Investment LLC ("Ardour") and Hyzon entered into a subscription agreement (the "Ardour Subscription Agreement"), pursuant to which ACP Mgmt Corp. agreed, in full satisfaction of Ardour's right to receive a warrant to purchase shares of Legacy Hyzon common stock for its services as a financial advisor to Hyzon, to purchase, and DCRB agreed to sell to ACP Mgmt Corp., such number of warrants exercisable for one share of Class A common stock at an exercise price of \$2.20 (the "Ardour Warrants"), subject to the terms of the warrant agreement, dated as of July 16, 2021, by and between DCRB and Continental Stock Transfer & Trust Company (the "Ardour Warrant Agreement"), equal to (x) 184,000 multiplied by (y) the Exchange Ratio. On the close date of the Business Combination, a total of 326,048 Ardour Warrants were issued to Ardour. Such warrants are governed by and exercisable subject to the terms and conditions of the Ardour Warrant Agreement. The Ardour Warrants are equity classified and accounted for under ASC 718, as they relate to advisory services provided to the Company. Each whole warrant entitles the registered holder to purchase one share of common stock at a price of \$2.20 per share, subject to adjustment per the Ardour Warrant Agreement. Only whole warrants are exercisable. The warrants will expire on the earlier to occur of: (i) the fifth anniversary of the completion of the Business Combination, (ii) the liquidation of the Company or (iii) their redemption.

During the year ended December 31, 2023 there were no cashless exercises of Ardour Warrants. As of December 31, 2023 and 2022, there were 170,048 Ardour Warrants outstanding, respectively.

### *Share Repurchase related to Divestiture of Hyzon Guangdong*

On December 27, 2022, together with the execution of the Hyzon Guangdong divestiture, the Company entered into a share buyback agreement and repurchased 3.8 million shares of common stock from Hymas in exchange for \$6.4 million in cash.

### *Hongyun Warrants*

On November 23, 2021, Hyzon Motors Inc. entered into a warrant agreement to issue warrants (the "Hongyun Warrants") to Hydro Fortune Logistics (Hong Kong) Co., Limited, a subsidiary of Shanghai Qingli Hongyun Motors Co. ("Shanghai Hongyun"), to purchase up to two million shares of Class A common Stock, \$0.0001 par value per share, of Hyzon at an exercise price of \$7.75 per share. The warrants become vested and exercisable as Shanghai Hongyun makes payment on the purchase price for such vehicles and are classified within equity. The vested and exercisable Hongyun Warrants will expire on December 31, 2028. No warrants were issued or vested during the years ended December 31, 2023 and 2022.

## Note 17. Related Party Transactions

### Horizon IP Agreement

In January 2021, the Company entered into an intellectual property agreement (the “Horizon IP Agreement”) with Jiangsu Qingneng New Energy Technologies Co., Ltd. and Shanghai Qingneng Horizon New Energy Ltd. (together, “JS Horizon”) both of which are subsidiaries of the Company’s ultimate parent, Horizon. Under the Horizon IP Agreement, JS Horizon assigned to the Company a joint ownership interest in certain intellectual property rights previously developed by JS Horizon (“Background IP”), and each of Hyzon and JS Horizon granted to the other, within such other party’s field of use, exclusive licenses under their respective joint ownership rights in the Background IP, as well as their rights in improvements made in the future with respect to such Background IP. Under that agreement, the Company also grants JS Horizon a perpetual non-exclusive license under certain provisional patent applications (and any patents issuing therefrom), as well as improvements thereto. On September 27, 2021, the Horizon IP Agreement was amended to add Jiangsu Horizon Powertrain Technologies Co. Ltd. (“JS Powertrain”) as a party. Under the terms of the Horizon IP Agreement, the Company paid JS Horizon and JS Powertrain \$10.0 million as consideration for the rights it receives under the Background IP and improvements thereto. Of this sum, \$6.9 million was paid in 2021 and the remaining \$3.1 million was paid in February 2022.

The Company and Horizon signatories entered into a Second Amendment (the “Second Amendment”) to the Horizon IP Agreement effective September 22, 2023. Under the terms of the Second Amendment, the parties have agreed to certain amendments to the Horizon IP Agreement pertaining to their rights in and to hydrogen fuel cell intellectual property. The parties have also agreed to a term for the Horizon IP Agreement that shall expire on the seven-year anniversary of the effective date of the Second Amendment.

### Related Party Payables and Receivables

#### *Horizon Fuel Cell Technologies and Related Subsidiaries*

The Company made deposit payments to Horizon and its subsidiaries to secure certain fuel cell components. The Company has cancelled certain orders that were previously made against this deposit balance, and the parties reached a resolution with Horizon and its affiliates and recorded a contract cancellation loss of \$1.6 million in the Selling, general and administrative expense in the Consolidated Statements of Operations and Comprehensive Loss for the year ended December 31, 2023. As of December 31, 2023, the remaining deposit balance was \$2.9 million and included within Prepaid expenses and other current assets in the Consolidated Balance Sheets.

Certain employees of Horizon and its subsidiaries provide research and development, staff training, and administrative services to the Company. Based on an analysis of the compensation costs incurred by Horizon and an estimate of the proportion of effort spent by such employees on each entity, an allocation of approximately \$1.0 million is recorded in the Company’s Consolidated Statements of Operations and Comprehensive Loss related to such services for the year ended December 31, 2022. There were no such activities for the year ended December 31, 2023.

As of December 31, 2023, the related party payable, net to Horizon and its subsidiaries is \$0.3 million. As of December 31, 2022, the related party receivable, net from Horizon and its subsidiaries was \$6.1 million, primarily related to the divestiture of Hyzon Guangdong. In April 2023, the Company received \$6.4 million to settle the related party receivable associated with the divestiture of Hyzon Guangdong.

#### *Holthausen and Affiliates*

The Company entered into a joint venture agreement in October 2020 to create Hyzon Europe with Holthausen Clean Technology Investments B.V. (“Holthausen”). In December 2022, the Company acquired the remaining 49.5% of the equity interests of Hyzon Europe from Holthausen. The Company paid €3.5 million (approximately \$3.7 million in USD) in addition to €1.0 million (approximately \$1.1 million in USD) paid in December 2021. As part of this transaction, the Company also transferred various inventory items to, and settled open related party balances with, Holthausen. In addition, the Company reassigned all of the assumed upfit service contracts, including after-sales obligations, back to Holthausen Clean Technology B.V. The Company now holds 100% ownership in Hyzon Europe.

The Company paid \$0.5 million for the year ended December 31, 2022 to Carl Holthausen and Max Holthausen as managing directors of Hyzon Europe.



[Table of Contents](#)**Note 18. Loss per Share**

The following table presents the information used in the calculation of the Company's basic and diluted net loss per share attributable to Hyzon common stockholders (in thousands, except per share data):

	December 31, 2023	December 31, 2022
<b>Net loss attributable to Hyzon</b>	\$ (184,042)	\$ (32,186)
<b>Weighted average shares outstanding:</b>		
Basic	244,774	248,040
Effect of dilutive securities	—	—
Diluted	244,774	248,040
<b>Net loss per share attributable to Hyzon:</b>		
Basic	\$ (0.75)	\$ (0.13)
Diluted	\$ (0.75)	\$ (0.13)

Potentially dilutive shares are excluded from the computation of diluted net loss per share when their effect is antidilutive. The potential dilutive securities are summarized as follows (in thousands):

	December 31, 2023	December 31, 2022
Restricted stock units	13,682	6,268
Performance stock units	2,265	—
Stock options with service conditions	13,001	12,227
Stock options for former CTO	1,772	1,772
Stock options with market and performance conditions	—	5,538
Private placement warrants	8,015	8,015
Public warrants	11,014	11,014
Earnout shares	23,250	23,250
Hongyun warrants	31	31
Ardour warrants	170	170

[Table of Contents](#)

**Note 19. Leases**

The Company has entered into various non-cancellable operating and finance lease agreements for certain offices, warehouses, R&D and manufacturing locations, equipment and vehicles worldwide. The Company determines if an arrangement is a lease, or contains a lease, at inception and records the leases in the consolidated financial statements upon lease commencement, which is the date when the underlying asset is made available for use by the lessor.

The following table presents supplemental balance sheet information related to leases (in thousands):

	December 31, 2023	December 31, 2022
<b>Operating leases:</b>		
Operating lease right-of-use assets	\$ 4,741	\$ 9,181
Operating lease liabilities	\$ (7,554)	\$ (9,387)
<b>Finance leases:</b>		
Finance lease right-of-use assets	\$ —	\$ —
Finance lease liabilities	\$ —	\$ (237)
<b>Weighted average remaining lease term:</b>		
Operating leases	5.5 years	6.0 years
Finance leases	—	0.4 years
<b>Weighted average discount rate:</b>		
Operating leases	5.5 %	5.6 %
Finance leases	— %	7.0 %

The components of the lease expenses are as follows (in thousands):

	Year Ended December 31, 2023	Year Ended December 31, 2022
Operating lease cost	\$ 2,377	\$ 2,596
Variable lease (benefit) cost	44	(45)
Finance lease cost:		
Amortization of right-of-use assets	—	332
Interest on lease liabilities	3	31
Short-term lease cost	960	374
<b>Total lease cost</b>	<b>\$ 3,384</b>	<b>\$ 3,288</b>

Supplemental cash flow information related to leases is as follows (in thousands):

	Year Ended December 31, 2023	Year Ended December 31, 2022
<b>Cash paid for amount included in the measurement of lease liabilities:</b>		
Operating cash flows from operating leases	\$ 2,516	\$ 2,484
Operating cash flows from finance leases	\$ 3	\$ 31
Financing cash flows from finance leases	\$ 237	\$ 417
<b>Right-of-use assets obtained in exchange for new lease liabilities:</b>		
Operating leases	\$ 211	\$ 2,035
Finance leases	\$ —	\$ —

The maturities of operating liabilities (excluding short-term leases) are as follows (in thousands):

	December 31, 2023
	Operating Leases
2024	\$ 2,186
2025	1,782
2026	1,366
2027	769
2028 and thereafter	2,622
<b>Total minimum lease payments</b>	<b>8,725</b>
Less: imputed interest	1,171
Present value of lease obligations	7,554
Less: current portion	1,821
<b>Long-term portion of lease obligations</b>	<b>\$ 5,733</b>

**Note 20. Subsequent Events**

**Nasdaq Notices**

On January 23, 2024, the Company received a new letter from The Nasdaq Stock Market notifying the Company that it no longer complies with the Bid Price Rule for continued listing on The Nasdaq Capital Market. The Bid Price Rule requires listed securities to maintain a minimum bid price of \$1.00 per share, and Nasdaq's Compliance Period Rule provides that a failure to meet the minimum bid price requirement exists if the deficiency continues for a period of 30 consecutive business days. The Notice has no immediate effect on the listing of the Company's Common Stock, which continues to trade on The Nasdaq Capital Market under the symbol "HYZN."

In accordance with the Compliance Period Rule, the Company has 180 calendar days to regain compliance. If, at any time before the end of this 180-day period, or through July 22, 2024, the closing bid price of the Common Stock closes at or above \$1.00 per share for a minimum of 10 consecutive business days, subject to the Staff's discretion to extend this period pursuant to Nasdaq Listing Rule 5810(c)(3)(H), the Staff will provide written notification that the Company has achieved compliance with the Bid Price Rule. If the Company does not regain compliance during this 180-day period, then the Staff may grant the Company a second 180 calendar day period to regain compliance, provided the Company meets the continued listing requirement for market value of publicly held shares and all other initial listing standards for The Nasdaq Capital Market, with the exception of the bid price requirement. In addition, the Company would be required to notify Nasdaq of its intent to cure the minimum bid price deficiency during the second compliance period, which may include, if necessary, implementing a reverse stock split.

The Company will continue to monitor the closing bid price of its common stock and seek to regain compliance with all applicable Nasdaq requirements within the allotted compliance periods.

## [Table of Contents](#)

### **Item 9. Changes in and Disagreements with Accountants on Accounting and Financial Disclosure**

None.

### **Item 9A. Controls and Procedures**

#### **(a) Evaluation of Disclosure Controls and Procedures**

The term disclosure controls and procedures means controls and other procedures that are designed to ensure that information required to be disclosed in our reports filed or submitted under the Exchange Act is recorded, processed, summarized and reported within the time periods specified in the SEC's rules and forms. Disclosure controls and procedures include, without limitation, controls and procedures designed to ensure that information required to be disclosed in company reports filed or submitted under the Exchange Act is accumulated and communicated to management, including our Chief Executive Officer and Chief Financial Officer to allow timely decisions regarding required disclosure.

Because of the inherent limitations, we do not expect that our disclosure controls and procedures or our internal control over financial reporting will prevent or detect all errors and all instances of fraud. Because of these inherent limitations there is a risk that material misstatements will not be prevented or detected on a timely basis.

Our Chief Executive Officer and Chief Financial Officer, in coordination with Company senior management, have evaluated the effectiveness of the design and operation of our disclosure controls and procedures (as defined in Rules 13a-15(e) and 15d-15(e) under the Exchange Act), as of December 31, 2023. Based on such evaluation, our Chief Executive Officer and Chief Financial Officer have concluded that as of December 31, 2023, our disclosure controls and procedures were not effective because of the material weaknesses in internal control over financial reporting described below.

In light of the material weaknesses described below, our management has performed additional analyses, reconciliations, and other post-closing procedures and has concluded that, notwithstanding the ineffectiveness of our disclosure controls and procedures, as well as material weaknesses in our internal control over financial reporting as of December 31, 2023, the consolidated financial statements for the periods covered by and included in this Form 10-K fairly present, in all material respects, our financial position, results of operations and cash flows as of and for the periods presented in conformity with U.S. generally accepted accounting principles.

#### **(b) Management's Report on Internal Control over Financial Reporting**

Management is responsible for establishing and maintaining adequate internal control over financial reporting (as defined in Rules 13a-15(f) and 15d-15(f) of the Exchange Act). Our internal control over financial reporting includes those policies and procedures that:

- pertain to the maintenance of records that, in reasonable detail, accurately and fairly reflect the transactions and dispositions of the assets;
- provide reasonable assurance that transactions are recorded as necessary to permit preparation of financial statements in accordance with generally accepted accounting principles, and that receipts and expenditures of the Company are being made only in accordance with authorizations of management and directors of the Company; and
- provide reasonable assurance regarding prevention or timely detection of unauthorized acquisition, use, or disposition of the Company's assets that could have a material effect on the financial statements.

A material weakness is a deficiency, or a combination of deficiencies, in internal control over financial reporting, such that there is a reasonable possibility that a material misstatement of our annual or interim financial statements will not be prevented or detected on a timely basis.

The Company's management, under the oversight of our Board of Directors, evaluated the effectiveness of the Company's internal control over financial reporting as of December 31, 2023 using the framework Internal Control - Integrated Framework (2013), issued by the Committee of Sponsoring Organizations of the Treadway Commission. As a result of this assessment, management concluded that our internal control over financial reporting was not effective as of December 31, 2023 due to the following material weaknesses:

- The Company did not demonstrate a commitment to attract, develop, and retain competent individuals in alignment with objectives and accordingly did not have sufficient qualified resources.
- The Company did not have an effective risk assessment process that successfully identified and assessed risks of material misstatement to ensure controls were designed and implemented to respond to those risks.
- The Company did not have an effective internal information and communication process to ensure that relevant and reliable information was communicated on a timely basis across the organization, to enable financial personnel to effectively carry out their financial reporting and internal control roles and responsibilities.
- The Company did not sufficiently establish structures, reporting lines and appropriate authorities and responsibilities in the pursuit of objectives.

As a consequence, the Company did not effectively design, implement and operate process-level control activities related to revenue recognition, complex accounting transactions, and the financial close process to mitigate risks to an acceptable level.

#### **(c) Remediation Plan and Status**

With oversight from the Audit Committee and input from the Board of Directors, management has begun designing and implementing changes in processes and controls to remediate the material weaknesses described above. Management and the Board of Directors, including the Audit Committee, are working to remediate the material weaknesses identified herein. While the Company expects to take other remedial actions, actions taken to date include:

- strengthened the executive management team in a newly integrated global organization including the appointment of a Chief Financial Officer;
- hired additional finance and accounting personnel over time to augment our accounting staff, as well as third-party resources with the appropriate technical accounting expertise;
- engaged with external consultants with public company and technical accounting experience to facilitate accurate and timely accounting closes and to accurately prepare and review the consolidated financial statements and related footnote disclosures;
- established a Disclosure Committee and implemented controls and procedures for the disclosure of company data and information, as well as roles, responsibilities, and approval authorities for formal review and sign off process;
- implemented a formal regional general manager consolidated financial statement review and certification process for each SEC filing;
- implemented the finance, inventory, and procurement modules of the enterprise resource planning system we use in the U.S.; and
- established a centralized training function and deployed various training programs globally, including but not limited to global revenue recognition training, SOX awareness training, and SOX Section 302 certification training.

In addition to the remedial actions taken to date, the Company is taking, or plans to take, the following actions to remediate the material weaknesses identified herein:

- designing and implementing a comprehensive and continuous risk assessment process to identify and assess risks of material misstatements and to ensure that the impacted financial reporting processes and related internal controls are properly designed, maintained, and documented to respond to those risks in our financial reporting;

- further developing and implementing formal policies, processes and documentation procedures relating to financial reporting, including revenue recognition and other complex accounting matters, and consulting with independent accounting experts and advisors;
- formalizing the design of the processes and controls related to sales of our products and services, as well as vendor contracting, fuel cell acceptance, transfer of control of our products to customers, tracking our vehicles' post-sale performance, and archiving documentation in a central system;
- completing ethics training globally and in addition, providing general public company periodic training for Company personnel, including on potential topics such as the responsibilities of a public company, the core values of the Company's accounting and finance function, and best practices to implement those values; and
- strengthening IT governance and designing effective IT general controls including program change management, restricting user access to our internal systems used for financial reporting and enhancing the retention of contemporaneous documentation of reviews over IT general controls.

As we work to improve our internal control over financial reporting, we will report regularly to the Company's Audit Committee on the progress and results of the remediation plan, including the identification, status, and resolution of internal control deficiencies. We may modify our remediation plan and may implement additional measures as we continue to review, optimize, and enhance our financial reporting controls and procedures in the ordinary course. We will not be able to fully remediate these material weaknesses until these steps have been completed and have been operating effectively for a sufficient period of time. If we are unable to successfully remediate the material weaknesses, or if in the future we identify further material weaknesses in our internal control over financial reporting, we may not detect errors on a timely basis and our consolidated financial statements may be materially misstated.

**(d) Changes in Internal Control over Financial Reporting**

Except for the remediation efforts related to the material weakness described above, there have not been any changes in our internal control over financial reporting (as such term is defined in Rules 13a-15(f) and 15d-15(f) under the Exchange Act) during the quarter ended December 31, 2023, that have materially affected, or are reasonably likely to affect, our internal control over financial reporting.

**Item 9B. Other Information**

During the fiscal quarter ended December 31, 2023, no director or "officer" (as defined in Rule 16a-1(f) under the Exchange Act) of the Company adopted or terminated any "Rule 10b5-1 trading arrangement" or "non-Rule 10b5-1 trading arrangement," as each term is defined in Item 408(a) of Regulation S-K.

**Item 9C. Disclosure Regarding Foreign Jurisdictions that Prevent Inspections**

N/A.

**PART III****Item 10. Directors, Executive Officers and Corporate Governance****Executive Officers and Directors**

Our directors and executive officers, and their respective ages, are as follows:

<b>Name</b>	<b>Age</b>	<b>Position</b>
<b>Executive Officers</b>		
Parker Meeks	42	Director and Chief Executive Officer
Stephen Weiland	45	Chief Financial Officer
Bappadiya Banerjee	55	Chief Operating Officer
Christian Mohrdieck	64	Chief Technology Officer
Sue Sun-LaSovage	58	Chief Human Resources Officer
John Zavoli	64	General Counsel and Chief Legal Officer
<b>Non-Employee Directors</b>		
Erik Anderson <sup>(4)</sup>	65	Director; Chairman
Dennis Edwards <sup>(1)(2)(3)(4)</sup>	53	Director
Andrea Farace <sup>(2)(3)(4)</sup>	68	Director; Vice-Chairman
Matthew Foulston <sup>(1)(2)</sup>	59	Director
Viktor Meng <sup>(3)(4)</sup>	49	Director
Elaine Wong <sup>(1)(3)(4)</sup>	48	Director

(1) Member of the Audit Committee.

(2) Member of the Compensation Committee.

(3) Member of the Nominating and Corporate Governance Committee.

(4) Member of the Environmental, Social, and Governance Committee.

**Executive Officers**

**Parker Meeks.** Mr. Meeks has served as Chief Executive Officer of Hyzon since March 2023 and a member of the Board since May 2023. Prior to this role, Mr. Meeks served as President and Interim Chief Executive Officer of Hyzon since August 2022, and as Chief Strategy Officer of Hyzon since June 2021. From November 2018 to January 2021, Mr. Meeks served as President, Infrastructure Sector for TRC Companies, a design and construction management business in transportation, renewable energy and water resources end markets. Prior to that, from February 2012 to October 2018, Mr. Meeks served as Partner of McKinsey & Company, a global management consulting services company that Mr. Meeks joined in July 2005. Mr. Meeks served as the Managing Partner of McKinsey & Company's Houston office from June 2013 to June 2016. Mr. Meeks holds an M.B.A. degree in Finance from William Marsh Rice University and a B.S. degree in Electrical Engineering from Columbia University.

**Stephen Weiland.** Mr. Weiland has served as Chief Financial Officer of Hyzon since November 2023. From 2022 to 2023, Mr. Weiland served as Chief Financial Officer for BOOM Supersonic, a supersonic aircraft manufacturer. Prior to this role, from 2015 to 2022, Mr. Weiland worked at Caterpillar, a manufacturer of construction, mining, and other equipment, where he served as Division CFO of the Integrated Components & Solutions division from 2020 to 2022 and Division CFO of the Cat Digital division from 2018 to 2020. From 2015 to 2018, Mr. Weiland was a Director in Caterpillar's Corporate Development group. Prior to his roles at Caterpillar, from 2012 to 2014, Mr. Weiland served as Director, Investment Banking at KPMG Corporate Finance, and prior to this role, served as an investment banker at various institutions and as a public accountant. He holds an M.B.A. degree in Finance, Management & Strategy, and Accounting from the Northwestern University Kellogg School of Management, and a B.S. degree in Accountancy and minor in Technology & Management from the University of Illinois at Urbana-Champaign.

**Bappadiya Banerjee.** Dr. Banerjee has served as Chief Operating Officer of Hyzon since May 2023. From 2017 to April 2023, he served as Vice President, Mining Equipment, for GE Transportation (a Wabtec Company), a leading global provider of equipment, systems, digital solutions, and value-added services for the freight, rail, transit, mining, industrial, and marine applications. Dr. Banerjee led the Mining Equipment business, including market and product strategy, new technology development, sales and marketing, order to delivery, field service and quality, aftermarket sales, service, and remanufacturing operations for propulsion systems for electrification of mining trucks. He led Power Agnostic strategy for electric propulsion systems for compatibility with alternate and augmenting sources of power to diesel, from trolley systems, battery systems, and fuel cell systems. From 1997 to 2017, Dr. Banerjee served in progressing roles with Caterpillar, Inc. where, from 2015 to 2017, he served as Worldwide Product Head, Off-highway Trucks & Wheel Tractor Scrapers. He holds a Ph.D. in Mechanical Engineering from Purdue University, an M.B.A. from the University of Chicago, an M.S. degree in Mechanical Engineering from Binghamton University, and a B.E. degree in Mechanical Engineering from the Delhi College of Engineering in India.

**Christian Mohrdieck.** Dr. Mohrdieck has served as Chief Technology Officer of Hyzon since January 2024. From 2021 to 2023, Dr. Mohrdieck served as Chief Commercial Officer for cellcentric GmbH & Co. KG ("cellcentric"), a fuel cell company that was formerly known as Daimler Truck Fuel Cell GmbH & Co. KG. As Chief Commercial Officer for cellcentric, he led fuel cell research and design, as well as production and sales. Prior to this role, from 2012 to 2021, Dr. Mohrdieck served as CEO of Mercedes-Benz Fuel Cell GmbH, and Managing Director of Daimler Truck Fuel Cell GmbH & Co. KG, both of which are in the fuel cell business, and Director of Fuel Cell for Daimler AG. In those roles, Dr. Mohrdieck supported, developed and led Daimler's fuel cell program, forming the foundation of cellcentric. Before this, Dr. Mohrdieck held various research and management positions of increasing responsibility for over two decades working within the Daimler AG family of companies. He holds a Ph.D. in Science (Solid State Physics) from Kiel University, Germany, where he also earned a Diploma of Physics degree.

**Sue Sun-LaSovage.** Ms. Sun-LaSovage has served as Chief Human Resources Officer of Hyzon since May 2023. From 2021 to 2023, Ms. Sun-LaSovage served as Chief People Officer for Via Motors, a designer and manufacturer of electric commercial truck platforms. From 2018 to 2020, Ms. Sun-LaSovage served as Global Vice President, Human Resources for SRG Global, a Guardian Company and supplier of automotive and commercial truck parts and components. Previously, Ms. Sun-LaSovage held various senior-level human resources roles at LeSaffre Yeast Corporation, S.C. Johnson & Son, and Dow Chemical. She holds a master's degree in Human Resources & Industrial Relations from the University of Minnesota, and a bachelor's degree in Mechanical & Optical Engineering from HuaZhong University of Science & Technology in China.

**John Zavoli.** Mr. Zavoli has served as General Counsel and Chief Legal Officer of Hyzon since February 2021. From March 2020 to February 2021, Mr. Zavoli served as General Counsel, and from January 2020 to March 2020, as Assistant General Counsel, of Karma Automotive, an electric vehicle manufacturer and alternative energy mobility company. From January 2017 to May 2019, Mr. Zavoli served as Senior Vice President and Senior Corporate Counsel of Conduent Inc., a software company focused on delivering mission-critical services and solutions on behalf of businesses and governments. Prior to that, Mr. Zavoli served as Senior Vice President and Senior Corporate Counsel in the Law Department of Xerox Corporation, a print and digital document products and services provider, from August 2014 to January 2017, where he supported the StrataCare business unit and other Xerox services businesses. Prior to that, Mr. Zavoli served as Chief Financial Officer and General Counsel of StrataCare, LLC from December 2007 to August 2014, when StrataCare, LLC was acquired by Xerox Corporation and eventually spun off into Conduent Inc. Mr. Zavoli holds an LL.M. from Boston University School of Law, a J.D. from University of Illinois Chicago Law School, and B.S. degree in Accounting from the University of Illinois Chicago. He is a member of the California and Illinois Bars.

**Non-Employee Directors**

**Erik Anderson.** Mr. Anderson has served as a member of the Board since July 2021, and as Chairman of the Board since August 2023. Mr. Anderson served as Chief Executive Officer of

Decarbonization Plus Acquisition Corporation (“DCRB”) from September 2020 to July 2021 and as a member of the DCRB board of directors from October 2020 to July 2021. Mr. Anderson founded WRG, a collaboration of leading investment firms providing integrated capital solutions to the global innovation economy, in 2002 and has served as Chief Executive Officer of WRG since its inception. In 2018, Mr. Anderson became executive chairman and now serves as CEO and chairman of Singularity University (now Singularity Education Group), a company that offers executive educational programs, a business incubator and innovation consultancy service. Mr. Anderson is also the Vice Chairman of Topgolf Calloway Brands Corp. (NYSE: MODG), a global sports and entertainment company. Mr. Anderson has received numerous honors, including the Ernst & Young Entrepreneur of the Year Award. In 2018 and 2017, Mr. Anderson was honored by Goldman Sachs as one of their Top 100 Most Intriguing Entrepreneurs. In 2019 and 2018, Mr. Anderson was ranked by Golf Inc. as the No. 3 most powerful person in the golf industry after being ranked No. 8 in 2017. Mr. Anderson is Vice-Chairman of ONEHOPE, a cause-centric consumer brand and technology company, and is the founder of America’s Foundation for Chess, currently serving 160,000 children in the United States with its First Move curriculum. Mr. Anderson serves on the board of Play Magnus, an interactive chess app. In 2019, Mr. Anderson became a member of the board of Pro.com, a leader in the home improvement experience industry. His investment experience includes being partner at Frazier Healthcare Partners, Chief Executive Officer of Matthew G Norton Co. and Vice President at Goldman, Sachs & Co. Mr. Anderson was recognized early in his career as one of the top “40 under 40” young achievers and emerging leaders by Seattle’s Puget Sound Business Journal. Mr. Anderson holds a master’s and bachelor’s degree in Industrial Engineering from Stanford University and a bachelor’s degree (Cum Laude) in Management Engineering from Claremont McKenna College.

We believe Mr. Anderson is qualified to serve on the Board due to his experience serving as DCRB’s Chief Executive Officer and member of the DCRB board of directors, and his financial, investing and management expertise.

**Dennis Edwards.** Mr. Edwards has served as a member of the Board since July 2021. Mr. Edwards has been the President of Detroit Chassis, an assembler of rolling strip chassis, since November 2017 and has deep leadership experience overseeing global operations, program and launch management for major auto suppliers such as Lear Corporation, Advanced Engineered Products and Dura Automotive Regional plant responsibilities throughout Southeast Asia at Lear. From September 2015 to October 2017, Mr. Edwards served as Vice President of Program Management and Process Engineering at Dura Automotive Systems LLC, an automotive supplier. Prior to that, Mr. Edwards served as Vice President of Operations of Advanced Engineered Products from May 2013 to August 2015, and as Vice President of Operations of Lear Corporation from 1996 to 2012. Mr. Edwards holds an M.B.A. (Management) from Georgia State University and a B.A. degree from Oregon State University.

We believe Mr. Edwards is qualified to serve on the Board due to his extensive executive and senior management experience in the automotive industry, and his proficiencies in lean manufacturing, process engineering, capital/tooling acquisition, manufacturing, supply chain management and plant management.

**Andrea Farace.** Mr. Farace has served as a member of the Board since May 2023, and as Vice Chairman since August 2023. Since January 2024, Mr. Farace serves on the advisory committee of the UK Association of Foreign Banks. Since 2022, Mr. Farace has served on the board of HBL Bank UK Ltd, a full service banking institution regulated by the UK PRA and the FCA, where he is currently Chairman. In addition, he currently serves (since 2020) on the Board of Wirecard Card Solutions Limited, a formerly FCA licensed e-money institution now in voluntary liquidation, and the Board of Ptech Holdings GmbH (since 2023), a privately held electronic rating and credit analysis provider for the financial services sector. From March 2020 to December 2021, Mr. Farace served as Executive Vice President at Wirecard Card Solutions Limited, where he was responsible since June 2020 for all Wirecard Group divestitures globally working for the court appointed Administrator of the Wirecard AG group. Previously, from December 1999 to February 2020, Mr. Farace held several senior positions at Citigroup Inc., including as Head of, or Chief Operating Officer of, several businesses including Citi Holdings, Citi Transaction Services, Citi CEEMEA region, Citi Japan Investment Banking and Global Investment Banking, among others. Mr. Farace holds a bachelor’s degree in Statistical, Demographic and Actuarial Sciences from the Università di Roma, and an M.B.A. from Columbia Business School.

We believe Mr. Farace is qualified to serve on the Board based on his experience with institutional investors and financial markets providing a deep understanding of capital markets.

**Matthew Foulston.** Mr. Foulston has served as a member of the Board since July 2023. Mr. Foulston is an accomplished financial executive with extensive international experience and has served as the CFO for three publicly listed companies. From 2020 to 2022, Mr. Foulston served as Executive Vice President and CFO of Covetrus, a \$4.6 billion animal health distribution, software, and e-commerce company. Previously, from 2016 to 2019, Mr. Foulston served as Executive Vice President and CFO of Treehouse Foods, a manufacturer of packaged foods and beverages, and from 2014 to 2016 as CFO of Compass Minerals. Prior to that, Mr. Foulston spent over 25 years in the automotive sector, including as Senior Vice President, Operations/Corporate Finance and Investor Relations for Navistar, and Vice President and CFO of Navistar Truck, Senior Vice President and CFO for Mazda North America, as well as in various finance and strategy roles of increasing responsibility for Ford Motor Company. Mr. Foulston holds a B.S. degree in Economics from Loughborough University in the United Kingdom.

We believe Mr. Foulston is qualified to serve on the Board based on his extensive financial, executive, and international experience in addition to over 25 years in the automotive/commercial truck industries.

**Viktor Meng.** Mr. Meng has served as a member of the Board since July 2021, and as a member of the Board of Legacy Hyzon since August 2020. Mr. Meng has served as the Managing Director of Bscope Ltd., part of the Piëch-Nordhoff family office, which is focused on the management and execution of the long term strategic and sustainability interests of the Piëch-Nordhoff family, since March 2012 and Bscope Pte Ltd since 2017. One of the family office’s investment vehicles holds shares in Horizon Fuel Cell Technologies Pte. Ltd. Prior to co-founding Bscope, Mr. Meng prepared the entry of Porsche Holding GmbH, Europe’s largest automobile distribution and retailing company at the time, into the rapidly growing Chinese market as an independent consultant from 2002 to 2003. Mr. Meng worked as a Consultant at Haarmann Hemmelrath in Shanghai from 2001 to 2002 and at United Management Technologies in New York and London from 1999 to 2001, advising on corporate efficiency and alignment. Mr. Meng holds a B.S. (summa cum laude) in Business Administration from the State University of New York at Stony Brook and an MSc in Management from the London School of Economics.

We believe Mr. Meng is qualified to serve on the Board due to his expertise gained from serving as a member of Legacy Hyzon’s board of directors, and his nearly two decades of experience in global direct and venture investment.

**Elaine Wong.** Ms. Wong has served as a member of the Board since July 2021. Ms. Wong is a co-founder and a partner of H+ Partners, which was formed in 2021 to make private equity investments in companies that accelerate decarbonization, with a particular emphasis on companies in the hydrogen ecosystem. Prior to that, she co-founded Hydrogen Capital Partners in 2019 and co-founded HAO Capital, a China-focused Growth Equity Fund in June 2006. Ms. Wong worked at The Carlyle Group as an Associate in Washington, DC from July 1999 to August 2001 and as a Senior Associate in Hong Kong from June 2003 to June 2006. Prior to that, from August 1997 to July 1999, Ms. Wong worked as an Analyst at Arthur D. Little’s chemicals practice in Cambridge, MA. Ms. Wong holds an M.B.A. from Stanford Graduate School of Business and a B.S. (Chemical Engineering) from MIT.

We believe Ms. Wong is qualified to serve on the Board due to her over 20 years’ business experience in the private equity sector, her knowledge of the hydrogen energy economy and her experience serving on the boards of numerous companies that have gone on to become publicly listed companies.

#### **Director Independence; Controlled Company Exemption**

The Board determined that each of the directors other than Mr. Meeks qualifies as an independent director of the board or directors, as defined under the Nasdaq listing rules, and the board of directors consists of a majority of “independent directors,” as defined under the rules of the SEC and Nasdaq listing rules relating to director independence requirements. In addition, we are subject to the rules of the SEC and Nasdaq relating to the membership, qualifications, and operations of the Audit Committee, as discussed below.

Prior to December 20, 2023, Hymas and its affiliates controlled a majority of the voting power of the Class A common stock of the Company. As a result, for most of 2023, we were a “controlled company” under Nasdaq rules. As a controlled company, we may elect not to comply with certain Nasdaq corporate governance requirements, including those that would require:

- the Board to have a majority of independent directors;
- that Hyzon establish a compensation committee comprised entirely of independent directors with a written charter addressing the committee’s purpose and responsibilities; and
- that Hyzon have independent director oversight of Hyzon’s director nominations.

Hyzon has not relied on any of these exemptions (including with respect to the requirement for a majority of independent directors) while it was a controlled company.

On December 20, 2023, Horizon completed a restructuring that resulted in (i) Hymas selling or otherwise distributing shares of Class A common stock of the Company and options to purchase shares of common stock, and (ii) Horizon selling, issuing, or distributing options to purchase shares of common stock (the “distribution and sale”). Following the distribution and sale, the Company is no longer majority-owned by Hymas or Horizon or any other single shareholder or group of shareholders. As a result, the Company is no longer a controlled company under applicable Nasdaq rules.

## Role of Board in Risk Oversight

One of the key functions of the Board is informed oversight of our risk management process. The Board administers this oversight function directly through the Board as a whole, as well as through various standing committees of the Board that address risks inherent in their respective areas of oversight. In particular, the Board is responsible for monitoring and assessing strategic risk exposure, and has the responsibility to consider and discuss Hyzon's major financial risk exposures and the steps its management will take to monitor and control such exposures, including guidelines and policies to govern the process by which risk assessment and management is undertaken. The audit committee also monitors compliance with legal and regulatory requirements. Hyzon's compensation committee also assesses and monitors whether Hyzon's compensation plans, policies and programs comply with applicable legal and regulatory requirements. Hyzon's nominating and corporate governance committee provides oversight with respect to corporate governance and monitors the effectiveness of Hyzon's corporate governance policies and principles. Hyzon's environmental, social and governance ("ESG") committee provides oversight with respect to Hyzon's environmental, social and governance matters.

## Board Committees

The Board established an audit committee, a compensation committee, an ESG committee, and a nominating and corporate governance committee. The Board adopted charters for the audit, compensation, ESG, and nominating and corporate governance committees, which charters comply with the applicable requirements of Nasdaq rules. We intend to comply with future requirements to the extent they will be applicable to us. Copies of the charters for the audit committee, the compensation committee, the ESG, and the nominating and corporate governance committee are available on the investor relations portion of our website at [www.hyzonfuelcell.com](http://www.hyzonfuelcell.com). Each committee has the composition and responsibilities described below.

### Audit Committee

Our Audit Committee consists of Matthew Foulston, Dennis Edwards, and Elaine Wong. Ki Deok ("KD") Park was previously on the Audit Committee as a financial expert prior to his resignation effective January 31, 2023. Ivy Brown previously served as Audit Committee chair until July 2023. Ms. Brown did not stand for re-election in the Annual Meeting of Shareholders on August 23, 2023. The Board determined that each member of the Audit Committee satisfies the independence requirements of the Nasdaq listing rules and Rule 10A-3 under the Exchange Act. Each member of the Audit Committee can read and understand fundamental financial statements in accordance with Nasdaq audit committee requirements. In arriving at this determination, the Board examined each Audit Committee member's scope of experience and the nature of their prior and/or current employment. During the 2023 fiscal year, our Audit Committee held 20 meetings.

Matthew Foulston serves as the chair of the Audit Committee. The Audit Committee determined that Matthew Foulston qualifies as an audit committee financial expert within the meaning of SEC regulations and meets the financial sophistication requirements of the Nasdaq listing rules. In making this determination, the Audit Committee considered Mr. Foulston's formal education and previous experience in financial roles. Both our independent registered public accounting firm and management periodically meet privately with our Audit Committee.

The major functions of the Audit Committee include, among other things:

- evaluating the performance, independence and qualifications of our independent auditors, determining their compensation and whether to retain our existing independent auditors or engage new independent auditors;
- reviewing our financial reporting processes and disclosure controls;
- reviewing and approving the engagement of our independent auditors to perform audit services and any permissible non-audit services;
- reviewing the adequacy and effectiveness of our internal control policies and procedures, including the agenda, responsibilities, priorities, plan and staffing of our internal audit function;
- reviewing with the independent auditors the annual audit plan, including the scope of audit activities and all critical accounting policies and estimates to be used by us;
- obtaining and reviewing at least annually a report by our independent auditors describing the independent auditors' internal quality control procedures and any material issues raised by the most recent internal quality-control review;
- monitoring the rotation of partners of our independent auditors on our engagement team as required by law;
- prior to engagement of any independent auditor, and at least annually thereafter, reviewing relationships that may reasonably be thought to bear on their independence, and assessing and otherwise taking the appropriate action to oversee the independence of our independent auditor;
- preparing any report of the Audit Committee required by the rules and regulations of the SEC for inclusion in our annual proxy statement and reviewing our annual and quarterly financial statements and reports, including the disclosures contained in "Management's Discussion and Analysis of Financial Condition and Results of Operations," and discussing the statements and reports with our independent auditors and management;
- reviewing with our independent auditors and management significant issues that arise regarding accounting principles and financial statement presentation and matters concerning the scope, adequacy, and effectiveness of our financial controls and critical accounting policies and estimates;
- reviewing with management and our auditors any earnings announcements and other public announcements regarding material developments;
- establishing procedures for the receipt, retention and treatment of complaints received by us regarding accounting, internal accounting controls or auditing matters, and for the confidential, anonymous submission by our employees or any provider of accounting-related services of concerns regarding questionable accounting and auditing matters and review of submissions and the treatment of any such complaints;
- reviewing and approving of any related party transactions that are required to be disclosed under SEC rules that require such approval under our related party transaction policy and reviewing and monitoring compliance with legal and regulatory responsibilities, including our code of ethics;
- reviewing our major financial risk exposures, including the guidelines and policies to govern the process by which risk assessment and risk management is implemented;
- conducting and reviewing with the Board an annual self-assessment of the performance of the Audit Committee, and reviewing and assessing the Audit Committee charter at least annually; and
- reporting to the Board on a regular basis.

The composition and function of the Audit Committee complies with all applicable requirements of the Sarbanes-Oxley Act and all applicable SEC rules and regulations. We will seek to comply with future requirements to the extent they become applicable to us.

### Compensation Committee

Our Compensation Committee consists of Matthew Foulston, Dennis Edwards, and Andrea Farace. Matthew Foulston serves as the chair of the Compensation Committee. The Board has determined that each member of the Compensation Committee is a non-employee director, as defined in Rule 16b-3 promulgated under the Exchange Act and satisfies the independence requirements of Nasdaq. During the 2023 fiscal year, the Compensation Committee held 15 meetings.

The functions of the Compensation Committee include, among other things:

- establishing our general compensation philosophy and, in consultation with management, overseeing the development and implementation of compensation programs;
- reviewing and approving the corporate objectives that pertain to the determination of executive compensation;
- determining and approving the compensation and other terms of employment of our executive officers;
- reviewing and approving performance goals and objectives relevant to the compensation of our executive officers and assessing their performance against these goals and objectives;
- making recommendations to the Board regarding the adoption or amendment of equity and cash incentive plans, and approving such plans or amendments thereto to the extent authorized by the Board;



- overseeing the activities of the committee or committees administering our retirement and benefit plans;
- reviewing and making recommendations to the Board regarding the type and amount of compensation to be paid or awarded to non-employee board members;
- reviewing and assessing the independence of compensation consultants, legal counsel and other advisors as required by Section 10C of the Exchange Act;
- administering our equity incentive plans, to the extent such authority is delegated by the Board;
- reviewing and approving the terms of any employment agreements, severance arrangements, change in control protections, indemnification agreements, and any other material agreements for our executive officers;
- reviewing with management our disclosures under the caption “Compensation Discussion and Analysis” in our periodic reports or proxy statements to be filed with the SEC, to the extent such caption is required to be included in any such report or proxy statement;
- preparing an annual report on executive compensation, to the extent such report is required to be included in our annual proxy statement or Form 10-K;
- reviewing and evaluating on an annual basis the performance of the Compensation Committee and recommending such changes as deemed necessary with the Board; and
- in consultation with management, overseeing regulatory compliance with respect to compensation matters including overseeing our policies on structuring compensation programs to preserve tax deductibility.

The composition and function of the Compensation Committee comply with all applicable requirements of the Sarbanes-Oxley Act and all applicable SEC and Nasdaq rules and regulations. We will seek to comply with future requirements to the extent they become applicable to us.

#### **ESG Committee**

Our ESG Committee consists of Dennis Edwards, Erik Anderson, Viktor Meng, Andrea Farace, and Elaine Wong. Dennis Edwards serves as the chair of the ESG Committee. The Board has determined that each member of the ESG Committee is a non-employee director, as defined in Rule 16b-3 promulgated under the Exchange Act and satisfies the independence requirements of Nasdaq. During the 2023 fiscal year, the ESG Committee held 3 meetings.

The functions of the ESG committee include, among other things:

- recommending to the Board the Company’s overall general strategy concerning environmental, health and safety, corporate social responsibility, sustainability, philanthropy, diversity, equity and inclusion, community issues, political contributions, lobbying, and other public policy matters relevant to the Company;
- overseeing the Company’s policies, practices and performance and manage the reporting standards with respect to ESG matters;
- reporting to the Board current and emerging topics relating to ESG matters listed below that may affect the business, operations, performance, or public image of the Company, or that are pertinent to us and our stakeholders in support of our evolving global business;
- environmental impact on air, land, water, ecosystems, and human health that may be created by business activities, with a view toward avoiding or minimizing such impact;
- social matters, including promoting health and safety, creating a diverse workforce, encouraging labor-management relations, protecting human rights in our supply chain and focusing on product integrity, in order to increase morale and reduce turnover and absenteeism; and
- governance matters, particularly addressing diversity and inclusion.

#### **Nominating and Corporate Governance Committee**

Our Nominating and Corporate Governance (“NomGov”) Committee consists of Elaine Wong, Dennis Edwards, Andrea Farace, and Viktor Meng. Elaine Wong serves as the chair of the NomGov Committee. The Board has determined that each member of our NomGov Committee satisfies the independence requirements of Nasdaq. During the 2023 fiscal year, the NomGov Committee held 5 meetings.

The functions of the NomGov Committee include, among other things:

- identifying, reviewing and making recommendations of candidates to serve on the Board;
- evaluating the performance of the Board, committees of the Board and individual directors and determining whether continued service on the Board is appropriate;
- evaluating nominations by stockholders and management of candidates for election to the Board;
- evaluating the current size, composition and organization of the Board and its committees and making recommendations to the Board for approvals;
- evaluating the “independence” of directors and director nominees against the independence requirements under the Nasdaq Rules and regulations promulgated by the SEC and such other qualifications as may be established by the Board from time to time and make recommendations to the Board as to the independence of directors and nominees;
- recommending to the Board directors to serve as members of each committee, as well as candidates to fill vacancies on any committee of the Board;
- reviewing annually our corporate governance policies and principles and recommending to the Board any changes to such policies and principles;
- advising and making recommendations to the Board on corporate governance matters; and
- reviewing annually the NomGov Committee charter and recommending any proposed changes to the Board, including undertaking an annual review of its own performance.

The composition and function of the NomGov Committee comply with all applicable requirements of the Sarbanes-Oxley Act and all applicable SEC and Nasdaq rules and regulations. We will seek to comply with future requirements to the extent they become applicable to us.

#### **Compensation Committee Interlocks and Insider Participation**

None of our executive officers currently serve, or has served during the last completed fiscal year, on the compensation committee or board of directors of any other entity that has one or more executive officers that serves as a member of Hyzon's Board or compensation committee.

#### **Limitation on Liability and Indemnification of Directors and Officers**

Our Charter limits our directors’ liability to the fullest extent permitted under the Delaware General Corporation Law (“DGCL”). The DGCL provides that directors of a corporation will not be personally liable for monetary damages for breach of their fiduciary duties as directors, except for liability:

- for any transaction from which the director derives an improper personal benefit;
- for any act or omission not in good faith or that involves intentional misconduct or a knowing violation of law;
- for any unlawful payment of dividends or redemption of shares; or
- for any breach of a director’s duty of loyalty to the corporation or its stockholders.

If the DGCL is amended to authorize the further elimination or limitation of the liability of directors, then the liability of Hyzon’s directors will be eliminated or limited to the fullest extent authorized by the DGCL, as so amended.

Delaware law, our Charter, and the Company's Bylaws, provide that the Company will, in certain situations, indemnify directors and officers and may indemnify other employees and other agents, to the fullest extent permitted by law. Any indemnified person is also entitled, subject to certain limitations, to advancement, direct payment, or reimbursement of expenses (including attorneys' fees and disbursements) in advance of the final disposition of the proceeding.

In addition, the Company entered into separate indemnification agreements with directors and officers. These agreements, among other things, require Hyzon to indemnify its directors and officers for certain expenses, including attorneys' fees, judgments, fines and settlement amounts incurred by a director or officer in any action or proceeding arising out of their services as one of Hyzon's directors or officers or any other company or enterprise to which the person provides services at Hyzon's request. Currently, Hyzon is indemnifying certain directors and officers for legal fees incurred in connection with the various litigation and the related SEC investigation.

Hyzon maintains a directors' and officers' insurance policy pursuant to which Hyzon's directors and officers are insured against liability for actions taken in their capacities as directors and officers. We believe these provisions in the Charter, the Bylaws, and these indemnification agreements are necessary to attract and retain qualified persons as directors and officers.

Insofar as indemnification for liabilities arising under the Securities Act may be permitted to directors, officers, or control persons, in the opinion of the SEC, such indemnification is against public policy as expressed in the Securities Act and is therefore unenforceable.

#### **Code of Business Conduct and Ethics for Employees, Executive Officers, and Directors**

We have adopted a Code of Business Conduct and Ethics (the "Code of Conduct"), applicable to all employees, executive officers, directors, and independent contractors. The Code of Conduct is available on our website at [www.hyzonfuelcell.com](http://www.hyzonfuelcell.com). Our website and the information contained on our site is not deemed to be incorporated by reference in, and is not considered a part of this Annual Report, and the inclusion of our website address in this Annual Report is an inactive textual reference only. The NomGov Committee of the Board is responsible for overseeing the Code of Conduct and must approve any waivers of the Code of Conduct for employees, executive officers, and directors. We expect that any amendments to the Code of Conduct, or any waivers of its requirements, will be disclosed on our website.

#### **Delinquent Section 16(a) Reports**

Section 16(a) of the Exchange Act requires our directors and executive officers and persons who own more than 10% of a registered class of our equity securities to file reports of beneficial ownership and changes in beneficial ownership with the SEC. To our knowledge, based solely on a review of copies of such reports furnished to us by our officers and directors, we believe that, during the fiscal year ended December 31, 2023, there were no failures to timely file reports by persons required to file reports under Section 16(a) of the Exchange Act, except with respect to one Form 4 for Mr. Matthew Foulston and one Form 4 for Mr. Farace (each reporting two transactions), due to inadvertent administrative errors by the Company.

## [Table of Contents](#)

### Item 11. Executive Compensation

This section provides an overview of Hyzon's executive compensation programs, including a narrative description of the material factors necessary to understand the information disclosed in the summary compensation table below.

Hyzon's Compensation Committee, in consultation with the board of directors, determines the compensation for Hyzon's named executive officers. For the year ended December 31, 2023, Hyzon's named executive officers were:

- Parker Meeks, Director and Chief Executive Officer (Former President and Interim Chief Executive Officer);
- Stephen Weiland, Chief Financial Officer;
- Bappaditya Banerjee, Chief Operating Officer;
- Pat Griffin, President, North America (Former President of Vehicle Operations); and
- Jiajia Wu, SVP, Finance and Accounting (Former Interim Chief Financial Officer)

Hyzon has designed, and intends to modify as necessary, its compensation and benefits program to attract, retain, incentivize and reward qualified executives who share its philosophy and desire to work towards achieving Hyzon's goals. Hyzon believes its compensation program should promote the success of the company and align executive incentives with the long-term interests of its stockholders. As Hyzon's needs evolve, Hyzon intends to continue to evaluate its philosophy and compensation programs as circumstances require.

#### 2023 Summary Compensation Table

Name and Position	Year	Salary (S)	Bonus (S)	Stock Awards (S) (A)	All Other Compensation (S) (B)	Total (S)
Parker Meeks <sup>(1)</sup>	2023	594,231	252,450	2,216,666	16,500	3,079,847
Director and Chief Executive Officer	2022	482,308	160,779	799,019	15,250	1,457,356
Stephen Weiland <sup>(2)</sup>	2023	65,769	—	889,311	2,596	957,676
Chief Financial Officer	2022	—	—	—	—	—
Bappaditya Banerjee <sup>(3)</sup>	2023	261,539	—	752,000	18,308	1,031,847
Chief Operating Officer	2022	—	—	—	—	—
Pat Griffin <sup>(4)</sup>	2023	376,923	135,000	480,000	16,500	1,008,423
President of North America	2022	361,704	26,433	489,000	15,250	892,387
Jiajia Wu <sup>(5)</sup>	2023	408,654	169,500	655,035	16,500	1,249,689
SVP, Finance and Accounting	2022	—	—	—	—	—

(1) Mr. Meeks became Chief Executive Officer of Hyzon effective March 2023. Prior to that role, Mr. Meeks served as President and Interim Chief Executive Officer of Hyzon since August 2022 and Chief Strategy Officer since June 2021.

(2) Mr. Weiland commenced employment with and became Chief Financial Officer of Hyzon effective November 2023.

(3) Dr. Banerjee commenced employment with and became Chief Operating Officer of Hyzon effective May 2023.

(4) Mr. Griffin became President of North America effective April 2023 prior to which he served as President of Vehicle Operations. In June 2023, Mr. Griffin ceased to serve as an executive officer of the Company.

(5) Ms. Wu served as Interim Chief Financial Officer and Chief Accounting Officer of Hyzon from April 2023 until November 2023. Prior to that role, she served as Chief Accounting Officer since September 2021. In November 2023, Ms. Wu assumed the role of SVP, Finance and Accounting and ceased to serve as an executive officer of the Company.

#### (A) Stock Awards

Amounts in this column represent the aggregate grant date fair value of restricted stock unit awards ("RSU") and, for certain names executive officers, performance stock unit awards ("PSU") at target computed in accordance with ASC 718. See Note 15. Stock-based Compensation Plans to our consolidated financial statements in this Annual Report on Form 10-K for a discussion of assumptions made in determining the grant date fair value and compensation expense of our stock awards. For Messrs. Weiland and Banerjee this column represents the grant date fair value of RSUs. For Messrs. Meeks and Griffin and Ms. Wu, this column represents the grant date fair value of RSUs and PSUs (based on target performance). The maximum award for PSUs granted in 2023 is 150%. If the maximum level of performance is achieved for the PSUs granted in 2023, the grant date fair values would be as follows: Mr. Meeks: \$2,493,750, Mr. Griffin: \$360,000, and Ms. Wu: \$299,520.

#### (B) All Other Compensation

Hyzon provides benefits to its named executive officers on the same basis as provided to all of its employees, including with respect to health, dental and vision insurance; life insurance; and access to a tax-qualified Section 401(k) plan. Hyzon does not maintain any executive-specific benefit or perquisite programs. For Messrs. Meeks, Weiland, Griffin, and for Ms. Wu, all other compensation amount for 2023 represents Hyzon's 401(k) contribution. In addition to Hyzon's 401(k) contribution, Hyzon provided Dr. Banerjee with a reimbursement of \$6,000 for professional continuing education in 2023. In the Form 10-K for 2022 filed on May 31, 2023, the Company incorrectly reported all other compensation for Messrs. Meeks and Griffin. Such information was corrected above.

#### Additional Narrative Disclosure

##### Agreements with Hyzon's Named Executive Officers

Hyzon has entered into employment agreements and other letter agreements with each of Messrs. Meeks, Weiland, Banerjee, Griffin, and Ms. Wu, with respect to their service with the Company.

##### Employment Agreement with Mr. Meeks

On June 7, 2021, Hyzon entered into an employment agreement with Mr. Meeks with respect to his service as Chief Strategy Officer of Hyzon. Mr. Meeks' current employment agreement, as amended and with respect to his service as Chief Executive Officer of Hyzon, provides Mr. Meeks with an annual base salary of \$600,000, which was increased from \$570,000 effective as of March 9, 2023, pursuant to an amendment dated March 15, 2023 between the Company and Mr. Meeks. Mr. Meeks is eligible to receive an annual cash bonus with an annual target of up to 100% of his annual base salary, which was increased from 70% of his annual base salary effective as of March 9, 2023, pursuant to an amendment dated March 15, 2023 between the Company and Mr. Meeks. Mr. Meeks also received one grant under the Company's 2021 Equity Incentive Plan (the "2021 Plan") in an amount equal to 496,160 restricted stock units, which vest in equal tranches over a four-year vesting schedule starting in 2021. In December 2022, Mr. Meeks received an additional equity award grant of 490,196 restricted stock units, which vest on the second anniversary of the grant date. Based on a recommendation by Pearl Meyer, in June 2023 the Compensation Committee approved a 2023 equity grant to Mr. Meeks of RSUs and PSUs, with an aggregate value of \$3.5 million and an allocation of 75% PSUs and 25% RSUs. The parties agreed on the performance goals for the PSUs. Performance goals are based on a combination of internal company, functional and individual employee performance metrics. Based on a per share price of \$1.50, 1,750,000 PSUs and 583,333 RSUs were granted to Mr. Meeks.

Mr. Meeks is also entitled to participate in Hyzon employee health/welfare and retirement benefit plans and programs as are made available to senior-level executives or employees generally.

Mr. Meeks' employment agreement provides for "at-will" employment and, at any time, either Mr. Meeks or Hyzon may terminate the employment agreement, generally upon 60 days' notice. Upon a termination of employment for any reason, Mr. Meeks is entitled to receive any earned, but unpaid base salary, any accrued and unused vacation and any owed reimbursements pursuant to the employment agreement. Upon a termination of employment by Hyzon without cause or by Mr. Meeks for good reason (as such terms are defined in the employment agreement), Mr. Meeks will also

receive: (i) a lump sum payment equal to 12 months' base salary plus the target bonus, multiplied by 2 (in the case of a qualifying change in control termination, as defined in the employment agreement) or \$1.5 million (if there is not a qualifying change in control termination), (ii) reimbursement for continued medical benefits for a period of up to 18 months in connection with a qualifying termination (whether or not related to a change in control); and (iii) full vesting of all outstanding equity awards, including performance-based vesting (in the case of a qualifying change in control termination) or full vesting of all outstanding equity awards that are not performance based and vesting of a pro-rata portion of unvested equity awards that are performance based, which pro-rata portion shall be based on Mr. Meeks' performance attainment measured against such target(s) as have been determined and approved by the Board or a committee thereof in consultation with the Board (if there is not a qualifying change in control termination).

Mr. Meeks' employment agreement also contains certain restrictions, including a perpetual non-disclosure covenant with respect to confidential information, as well as customary non-competition and non-solicitation covenants by which Mr. Meeks is bound during his employment and for one year thereafter.

#### *Employment Agreement with Mr. Weiland*

Mr. Weiland was appointed Chief Financial Officer effective November 1, 2023. In connection with his appointment, on October 11, 2023, Hyzon entered into an employment agreement with Mr. Weiland with respect to Mr. Weiland's service as Chief Financial Officer of Hyzon.

Mr. Weiland's employment agreement provides for an annual base salary of \$450,000, an annual target cash bonus opportunity of 70% of annual base salary and Mr. Weiland's eligibility to receive an annual long-term incentive opportunity in an amount determined by the Company's Board of Directors or a committee thereof. Mr. Weiland received a grant of 1,000,000 restricted stock units under the 2021 Plan that will vest equally over the course of four years, subject to Mr. Weiland's continued employment, as well as a sign-on incentive consisting of a one-time grant of restricted stock units valued at \$215,000 using a trailing 30-day volume weighted average price ("VWAP") under the Company's 2021 Plan, and vesting on the one-year anniversary of the grant date. On November 1, 2023, Mr. Weiland was granted 201,771 restricted stock units for the sign-on incentive.

Mr. Weiland is also entitled to participate in Hyzon employee health/welfare and retirement benefit plans and programs as are made available to senior-level executives or employees generally.

Mr. Weiland's employment agreement provides for "at-will" employment and, at any time, either Mr. Weiland or Hyzon may terminate the employment agreement, generally upon 60 days' notice. Upon a termination of employment for any reason, Mr. Weiland is entitled to receive any earned, but unpaid base salary, any accrued and unused vacation and any owed reimbursements pursuant to the employment agreement. Upon a termination of employment by Hyzon without cause or by Mr. Weiland for good reason (as such terms are defined in the employment agreement), Mr. Weiland will also receive: (i) a lump sum payment equal to 18 months' base salary (in the case of a qualifying change in control termination, as defined in the employment agreement) or 12 months' base salary (if there is not a qualifying change in control termination), (ii) a pro-rata bonus for the year of termination, (iii) reimbursement for continued medical benefits for a period of up to 18 months in connection with a qualifying change in control termination or up to 12 months for a qualifying termination not in connection with a change in control and (iv) full vesting of outstanding equity awards under the 2021 Plan (in the case of a qualifying change in control termination) or accelerated vesting of outstanding equity awards under the 2021 Plan that would have vested during the 12 month period following termination had Mr. Weiland remained continuously employed by Hyzon (if there is not a qualifying change in control termination).

Mr. Weiland's employment agreement also contains certain restrictions, including a perpetual non-disclosure covenant with respect to confidential information, as well as customary non-competition and non-solicitation covenants by which Mr. Weiland is bound during his employment and for one year thereafter.

#### *Employment Agreement with Dr. Banerjee*

Dr. Banerjee was appointed Chief Operating Officer effective May 1, 2023. In connection with his appointment, on April 5, 2023, Hyzon entered into an employment agreement with Dr. Banerjee with respect to Dr. Banerjee's service as Chief Operating Officer of Hyzon.

The Agreement provides for an annual base salary of \$400,000, an annual target cash bonus opportunity of 80% of annual base salary and Dr. Banerjee's eligibility to receive an annual long-term incentive opportunity in an amount determined by the Company's Board of Directors or a committee thereof. Dr. Banerjee received a grant of 750,000 restricted stock units under the Company's 2021 Plan that will vest equally over the course of four years, subject to Dr. Banerjee's continued employment, as well as a sign-on incentive consisting of a one-time grant of 190,000 restricted stock units under the Company's 2021 Plan, and vesting on the one-year anniversary of the grant date.

Dr. Banerjee is also entitled to participate in Hyzon employee health/welfare and retirement benefit plans and programs as are made available to senior-level executives or employees generally.

Dr. Banerjee's employment agreement provides for "at-will" employment and, at any time, either Dr. Banerjee or Hyzon may terminate the employment agreement, generally upon 60 days' notice. Upon a termination of employment for any reason, Dr. Banerjee is entitled to receive any earned, but unpaid base salary, any accrued and unused vacation and any owed reimbursements pursuant to the employment agreement. Upon a termination of employment by Hyzon without cause or by Dr. Banerjee for good reason (as such terms are defined in the employment agreement), Dr. Banerjee will also receive: (i) a lump sum payment equal to 18 months' base salary (in the case of a qualifying change in control termination, as defined in the employment agreement) or 12 months' base salary (if there is not a qualifying change in control termination), (ii) a pro-rata bonus for the year of termination, (iii) reimbursement for continued medical benefits for a period of up to 18 months in connection with a qualifying change in control termination or up to 12 months for a qualifying termination not in connection with a change in control and (iv) full vesting of outstanding equity awards under the 2021 Plan (in the case of a qualifying change in control termination) or accelerated vesting of outstanding equity awards under the 2021 Plan that would have vested during the 12 month period following termination had Dr. Banerjee remained continuously employed by Hyzon (if there is not a qualifying change in control termination).

Dr. Banerjee's employment agreement also contains certain restrictions, including a perpetual non-disclosure covenant with respect to confidential information, as well as customary non-competition and non-solicitation covenants by which Dr. Banerjee is bound during his employment and for one year thereafter.

#### *Employment Agreement with Mr. Griffin*

On October 25, 2021, Hyzon entered into an employment agreement with Mr. Griffin with respect to Mr. Griffin's service as President of Vehicle Operations of Hyzon. The employment agreement provides Mr. Griffin with an annual base salary of \$360,000. Mr. Griffin is eligible to receive an annual cash bonus with an annual target of up to 50% of his annual base salary. Mr. Griffin's employment agreement was amended effective February 17, 2023 to name him as President, North America. His base salary was increased to \$380,000 per annum. Mr. Griffin became eligible to receive an annual cash bonus with an annual target of up to 80% of his annual base salary. Mr. Griffin also received an equity award grant under the 2021 Plan in an amount equal to 80,000 restricted stock units, which vest in equal tranches over a four-year vesting schedule commencing upon the first anniversary of the grant date, subject to continued employment. In December 2022, Mr. Griffin received an additional equity award grant of 300,000 restricted stock units, which vest on the second anniversary of the grant date. In addition, based on a recommendation by Pearl Meyer, in June 2023 the Compensation Committee approved a 2023 equity grant to Mr. Griffin of RSUs and PSUs, with an aggregate value of \$750,000 and an allocation of 50% PSUs and 50% RSUs. The parties agreed on the performance goals for the PSUs. Performance goals are based on a combination of internal company, functional and individual employee performance metrics. Based on a per share price of \$1.50, 250,000 PSUs and 250,000 RSUs were granted to Mr. Griffin.

Mr. Griffin is also entitled to participate in Hyzon employee health/welfare and retirement benefit plans and programs as are made available to senior-level executives or employees generally.

Mr. Griffin's employment agreement provides for "at-will" employment and, at any time, either Mr. Griffin or Hyzon may terminate the employment agreement, generally upon 60 days' notice. Upon a termination of employment for any reason, Mr. Griffin is entitled to receive any earned, but unpaid base salary, any accrued and unused vacation and any owed reimbursements pursuant to the employment agreement. Upon a termination of employment by Hyzon without cause or by Mr. Griffin for good reason (as such terms are defined in the employment agreement), Mr. Griffin will also receive: (i) a lump sum payment equal to 18 months' base salary (in the case of a qualifying change in control termination, as defined in the employment agreement) or 12 months' base salary (if there is not a qualifying change in control termination), (ii) a pro-rata bonus for the year of termination, (iii) reimbursement for continued medical benefits for a period of up to 18 months in connection with a qualifying change in control termination or up to 12 months for a qualifying termination not in connection with a change in control and (iv) full vesting of outstanding equity awards under the 2021 Plan (in the case of a qualifying change in control termination) or accelerated vesting of outstanding equity awards under the 2021 Plan that would have vested during the 12 month period following termination had Mr. Griffin remained continuously employed by Hyzon (if there is not a qualifying change in control termination).

Mr. Griffin's employment agreement also contains certain restrictions, including a perpetual non-disclosure covenant with respect to confidential information, as well as customary non-competition and non-solicitation covenants by which Mr. Griffin is bound during his employment and for one year thereafter.

#### *Employment Agreement with Ms. Wu*

On August 21, 2021, Hyzon entered into an employment agreement with Ms. Wu with respect to Ms. Wu's service as Chief Accounting Officer of Hyzon. Ms. Wu's current employment agreement, as amended and with respect to Ms. Wu's service as SVP, Finance and Accounting, provides Ms. Wu with an annual base salary, which was increased to \$415,000 from \$360,000 effective as of February 17, 2023 while Ms. Wu was serving as Interim Chief Financial Officer; and was further amended to \$380,000 effective as of January 1, 2024. Ms. Wu is also eligible to receive an annual cash bonus with an annual target of a specified percentage of her base salary (which was increased to 80% from 40% effective as of February 17, 2023 while Ms. Wu was serving as Interim Chief Financial Officer and was further adjusted to 70% effective as of January 1, 2024). Ms. Wu received a special incentive bonus equal to \$90,000 pursuant to an amendment dated January 30, 2023 to Ms. Wu's employment agreement with the Company.

Pursuant to an amendment dated November 15, 2023 (the "November Amendment") to Ms. Wu's employment agreement with the Company, Ms. Wu is eligible to receive a special cash bonus of \$125,000 ("Special Cash Bonus") in recognition of her efforts to timely file the Form 10-Q for 3Q 2023 and the Form 10-K for 2023, to be earned in the following tranches: 50% (or \$62,500) to be earned upon the timely filing of the Company's Form 10-Q for 3Q 2023, and 50% (or \$62,500) to be earned upon the timely filing of the Form 10-K for 2023. Pursuant to her original employment agreement, Ms. Wu received one grant under the 2021 Plan in an amount equal to 70,880 restricted stock units, which vest in equal tranches over a four-year vesting schedule starting in 2022. In December 2022, Ms. Wu received an additional equity award grant of 200,000 restricted stock units, which vest on the second anniversary of the grant date. Pursuant to the November Amendment, if Ms. Wu meets the requirements as set forth above for the Special Cash Bonus, Ms. Wu is eligible to receive a number of restricted stock units valued at \$65,000 using a trailing 30-day volume weighted average price ("VWAP") under the 2021 Plan, and vesting on the one-year anniversary of the grant date. In addition, based on a recommendation by Pearl Meyer, in June 2023 the Compensation Committee approved a 2023 equity grant to Ms. Wu of RSUs and PSUs, with an aggregate value of \$625,000 and an allocation of 50% PSUs and 50% RSUs. The parties agreed on the performance goals for the PSUs. Performance goals are based on a combination of internal company, functional and individual employee performance metrics. Based on a per share price of \$1.50, 208,000 PSUs and 208,000 RSUs were granted to Ms. Wu.

Ms. Wu is also entitled to participate in Hyzon employee health/welfare and retirement benefit plans and programs as are made available to senior-level executives or employees generally.

Ms. Wu's employment agreement provides for "at-will" employment and, at any time, either Ms. Wu or Hyzon may terminate the employment agreement, generally upon 60 days' notice. Upon a termination of employment for any reason, Ms. Wu is entitled to receive any earned, but unpaid base salary, any accrued and unused vacation and any owed reimbursements pursuant to the employment agreement. Upon a termination of employment by Hyzon without cause or by Ms. Wu for good reason (as such terms are defined in the employment agreement), Ms. Wu will also receive: (i) a lump sum payment equal to 18 months' base salary (in the case of a qualifying change in control termination, as defined in the employment agreement) or 12 months' base salary (if there is not a qualifying change in control termination), (ii) a pro-rata bonus for the year of termination, (iii) reimbursement for continued medical benefits for a period of up to 18 months in connection with a qualifying change in control termination or up to 12 months for a qualifying termination not in connection with a change in control and (iv) full vesting of outstanding equity awards under the 2021 Plan (in the case of a qualifying change in control termination) or accelerated vesting of outstanding equity awards under the 2021 Plan that would have vested during the 12 month period following termination had Ms. Wu remained continuously employed by Hyzon (if there is not a qualifying change in control termination).

Ms. Wu's employment agreement also contains certain restrictions, including a perpetual non-disclosure covenant with respect to confidential information, as well as customary non-competition and non-solicitation covenants by which Ms. Wu is bound during her employment and for one year thereafter.

### Outstanding Equity Awards at 2023 Fiscal Year End

The following table presents information regarding outstanding equity awards held by Hyzon's named executive officers as of December 31, 2023.

Name	Award Type	Grant Date	RSU Awards		PSU Awards	
			Number of Shares or Units of Stock that Have Not Vested <sup>(#)</sup>	Market Value of Shares or Units of Stock that Have Not Vested <sup>(\$)</sup>	Number of Shares or Units of Stock that Have Not Vested <sup>(#)</sup>	Market Value of Shares or Units of Stock that Have Not Vested <sup>(\$)</sup>
Parker Meeks	RSUs <sup>(1)</sup>	6/9/2021	124,040	111,016	—	—
	RSUs <sup>(4)</sup>	12/19/2022	490,196	438,725	—	—
	PSUs <sup>(2)</sup>	06/27/2023	—	—	1,750,000	1,566,250
Stephen Weiland	RSUs <sup>(3)</sup>	06/27/2023	583,332	522,082	—	—
	RSUs <sup>(3)</sup>	11/01/2023	1,000,000	895,000	—	—
	RSUs <sup>(5)</sup>	11/01/2023	201,771	180,585	—	—
Bappadiya Banerjee	RSUs <sup>(3)</sup>	05/02/2023	750,000	671,250	—	—
	RSUs <sup>(5)</sup>	05/02/2023	190,000	170,050	—	—
Pat Griffin	RSUs <sup>(3)</sup>	11/23/2021	40,000	35,800	—	—
	RSUs <sup>(4)</sup>	12/19/2022	300,000	268,500	—	—
	PSUs <sup>(2)</sup>	06/30/2023	—	—	250,000	223,750
Jiajia Wu	RSUs <sup>(3)</sup>	06/30/2023	250,000	223,750	—	—
	RSUs <sup>(3)</sup>	09/02/2021	35,440	31,719	—	—
	RSUs <sup>(4)</sup>	12/19/2022	200,000	179,000	—	—
	PSUs <sup>(2)</sup>	06/30/2023	—	—	208,000	186,160
	RSUs <sup>(3)</sup>	06/30/2023	208,000	186,160	—	—
	RSUs <sup>(3)</sup>	08/03/2023	100,000	89,500	—	—
	RSUs <sup>(5)</sup>	11/15/2023	67,010	59,974	—	—

- (1) The RSUs granted to Mr. Meeks vest in four equal annual installments commencing upon the grant date, subject to continued employment.
- (2) The PSUs granted to Messrs. Meeks and Griffin and Ms. Wu vest in three equal annual installments commencing upon the first anniversary of the grant date, subject to the level of achievement of the applicable performance metrics over a one-year performance period and continued employment. Payout values reflect target performance.
- (3) The RSUs granted to Messrs. Meeks, Weiland, Banerjee, and Griffin and Ms. Wu vest in four equal annual installments commencing upon the first anniversary of the grant date, subject to continued employment.
- (4) The RSUs granted to Messrs. Meeks and Griffin, and Ms. Wu vest on the second anniversary of the grant date, subject to continued employment.
- (5) The RSUs granted to Messrs. Weiland, and Banerjee, and Ms. Wu vest on the first anniversary of the grant date, subject to continued employment.
- (6) Market value is calculated by multiplying the closing market price of \$0.895 for Hyzon common stock as of December 29, 2023 (the final trading day of the year), as reported by Nasdaq, by the number of stock units underlying the award.

### Additional Narrative Disclosure

#### Retirement Benefits

Hyzon provides a tax-qualified Section 401(k) plan for all employees, including the named executive officers. Hyzon does not provide its employees, including its named executive officers, with any other retirement benefits, including but not limited to tax-qualified defined benefit plans, supplemental executive retirement plans and nonqualified defined contribution plans.

#### Potential Payments Upon Termination or Change in Control

Pursuant to the employment agreement between Mr. Meeks and Hyzon, upon a termination of employment for any reason, Mr. Meeks is entitled to receive any earned, but unpaid base salary, any accrued and unused vacation and any owed reimbursements pursuant to the employment agreement. Upon a termination of employment by Hyzon without cause or by Mr. Meeks for good reason (as such terms are defined in the employment agreement and such termination, a "qualifying termination"), Mr. Meeks will also receive: (i) a lump sum payment equal to (A) two times the sum of Mr. Meek's base salary and target bonus (if such qualifying termination occurs within the 3 month period prior to or 12 month period following a change, such termination a "qualifying change in control termination") or (B) \$1.5 million (if the qualifying termination is not a qualifying change in control termination), (ii) reimbursement for continued medical benefits for a period of up to 18 months in

connection with a qualifying termination (both in the case of a qualifying termination that is a qualifying change in control and a qualifying termination that is not a qualifying change in control termination); and (iii) (A) full vesting of all outstanding equity awards or long term incentive awards, including performance-based awards (in the case of a qualifying change in control termination) or (B) full vesting of all outstanding time-based equity awards or long-term incentive awards and vesting of a pro-rata portion of unvested performance-based equity awards, which pro-rata portion shall be based on Mr. Meeks' performance determined and approved by the Board or a committee thereof in consultation with the Board (if there is not a qualifying change in control termination).

Pursuant to the Company's employment agreement with each of Messrs. Weiland, Banerjee, Griffin, and Ms. Wu, upon a termination of employment by Hyzon without cause or by the executive for good reason, the executive will receive: (i) a lump sum payment equal to 18 months' base salary (in the case of a qualifying change in control termination, as defined in the employment agreement) or 12 months' base salary (if there is not a qualifying change in control termination), (ii) a pro-rata bonus for the year of termination, (iii) reimbursement for continued medical benefits for a period of up to 18 months in connection with a qualifying change in control termination or up to 12 months for a qualifying termination not in connection with a change in control and (iv) full vesting of outstanding equity awards under the 2021 Plan (in the case of a qualifying change in control termination) or 12 months' accelerated vesting of outstanding equity awards under the 2021 Plan (if there is not a qualifying change in control termination).

#### Director Compensation

The Compensation Committee engaged Pearl Meyer, an executive compensation consulting firm, to assist in establishing a Non-Employee Director Compensation Program (the "Director Program"). The Company determined that using Pearl Meyer would help to ensure that the Director Program would align the directors' interests with the long-term interests of stockholders, and that the structure of such compensation is simple, transparent, and easy for stockholders to understand. The Compensation Committee also considered whether the Director Program fairly compensates the Company's directors considering the size and scope of the Company. Employee directors do not receive additional compensation for their services as directors.

Pursuant to the former Director Program (effective until October 2023), each non-employee director of Hyzon was eligible to receive:

- An annual retainer of \$60,000;
- An annual retainer of \$20,000 for the chair of the Audit Committee, \$15,000 for the chair of the Compensation Committee, \$10,000 for the chair of the ESG Committee and \$10,000 for the chair of the Nominating and Corporate Governance Committee;
- An annual retainer of \$10,000 for members of the Audit Committee, \$7,500 for members of the Compensation Committee, \$5,000 for members of the ESG Committee and \$5,000 for members of the Nominating and Corporate Governance Committee;
- An initial equity retainer with a value of \$225,000 (payable in the form of stock options and restricted stock units, granted in connection with initial election to the Board);
- An annual equity retainer with a value of \$165,000 in connection with the annual shareholders meeting, split equally between non-qualified stock options and restricted stock units, that vests on the one-year anniversary of the grant;
- An additional annual cash retainer of \$50,000 for serving as Chairman of the Board;
- An additional annual cash retainer of \$30,000 for serving as Lead Independent Director. Note that as of August 2023 when Mr. Anderson became Chairman of the Board, Hyzon is no longer required to have a Lead Independent Director, so this position was eliminated in August 2023.

As of June 23, 2023, the Compensation Committee, to assist with recruitment of new directors, amended the compensation for newly appointed directors (such program for new directors, the "New Director Program"), including Messrs. Farace and Foulston, and any future directors of the Company. In October 2023, the Compensation Committee determined that the New Director Program would apply to all of Hyzon's directors, including current and future directors. Pursuant to the New Director Program, each non-employee director of Hyzon is eligible to receive:

- An annual retainer of \$75,000;
- An annual retainer of \$25,000 for the chair of the Audit Committee, \$20,000 for the chair of the Compensation Committee, \$15,000 for the chair of the ESG Committee and \$15,000 for the chair of the NomGov Committee;
- An annual retainer of \$15,000 for members of the Audit Committee, \$10,000 for members of the Compensation Committee, \$5,000 for members of the ESG Committee and \$5,000 for members of the NomGov Committee;
- For new directors, an initial equity retainer with a value of \$250,000 (payable in the form of stock options and restricted stock units, granted in connection with initial election to the Board);
- An annual equity retainer with a value of \$185,000 in connection with the annual stockholders meeting, split equally between non-qualified stock options and restricted stock units, that vests on the one-year anniversary of the grant;
- An additional annual cash retainer of \$75,000 for serving as Chairman of the Board;
- An additional annual cash retainer of \$25,000 for serving as Vice Chairman of the Board; and
- An additional annual cash retainer of \$30,000 for serving as Lead Independent Director. Note that as of August 2023 when Mr. Erik Anderson became Chairman of the Board, Hyzon is no longer required to have a Lead Independent Director, so this position was eliminated in August 2023.

For director recruitment purposes, it was agreed that each of Messrs. Farace and Foulston, in addition to the updated values set forth above, shall be granted accelerated vesting on the initial equity grant, which means the initial 1/3 tranche vests immediately upon grant. Additionally, the RSUs and options granted to Messrs. Farace and Foulston shall be accelerated in the event of a change in control of Hyzon.

The Compensation Committee also determined that future annual equity retainers for current and newly appointed non-employee directors shall vest in full in the event of a change in control of Hyzon. It was further agreed in October 2023 to apply the accelerated vesting in the event of a change in control of Hyzon to all outstanding options and equity grants for directors.

#### Director Compensation Table

The following table shows the compensation received or earned by each of our non-employee directors in 2023:

2023	Fees Earned or Paid in Cash <sup>(1)</sup> (S)	Stock Awards <sup>(2)</sup> (S)	Option Awards <sup>(3)</sup> (S)	All Other Compensation <sup>(4)</sup> (S)	Total (S)
Erik Anderson	105,000	69,811	92,500	—	267,311
Ivy Brown <sup>(5)</sup>	56,667	—	—	—	56,667
Dennis Edwards	101,042	69,811	92,500	—	263,353
Andrea Farace	104,667	194,248	217,500	—	516,415
Matthew Foulston	98,833	194,248	217,500	—	510,581
George Gu <sup>(6)</sup>	142,500	—	—	247,000	389,500
Viktor Meng	75,625	69,811	92,500	—	237,936
Ki Deok Park <sup>(7)</sup>	5,833	—	—	—	5,833
Elaine Wong	121,666	69,811	92,500	—	283,977

(1) Amount reflects the annual cash retainer and additional cash fees for service as a committee member and committee chair, which amounts are set forth above in our description of Director Compensation. The former Director Program was effective for all directors from the beginning of 2023 until October 2023 when the "New Director Program" became effective for all directors. Messrs. Farace and Foulston were subject to the New Director Program since each joined the Board. For Messrs. Farace and Foulston, the amount for 2023 includes a one-time signing cash bonus of \$35,500 in July 2023 pursuant to their director agreements, as amended.

(2) Amount reflects the aggregate grant date fair value of RSUs granted in 2023. Fair value is calculated using the closing price of Class A common stock as of the date of grant. As of December 31, 2023, each current director (other than Messrs. Farace and Foulston) had 64,138 RSUs outstanding. As of December 31, 2023, Messrs. Farace and Foulston each had 145,500 RSUs outstanding.

(3) Amount reflects the aggregate grant date fair value of option awards granted in 2023. As of December 31, 2023, each current director (other than Messrs. Farace and Foulston) had 148,930 option awards outstanding, and Messrs. Farace and

Foulston had 281,903 option awards outstanding. In addition, Mr. Gu had 5,537,500 option awards outstanding.

- (4) For Mr. Gu, the amount for 2023 all other compensation includes consultant arrangement related fees of \$247,000.
- (5) Ms. Brown's term as director ended as of the Annual Meeting of Stockholders on August 23, 2023 and Ms. Brown did not stand for re-election. As a result, Ms. Brown was no longer on the Board effective August 2023. Upon her resignation, the unvested equity awards previously granted to Ms. Brown were forfeited.
- (6) Mr. Gu resigned from the Board effective August 2023. Upon his resignation, the unvested options previously granted to Mr. Gu were forfeited.
- (7) Mr. Park resigned from the Board effective January 2023. Upon his resignation, the unvested equity awards previously granted to Mr. Park were forfeited.

## Table of Contents

### Item 12. Security Ownership of Certain Beneficial Owners and Management and Related Stockholder Matters

The following table sets forth information known to the Company regarding the beneficial ownership of Class A common stock as of March 1, 2024 by:

- each person known to the Company to be the beneficial owner of more than 5% of outstanding Class A common stock;
- each of the Company's named executive officers and directors; and
- all executive officers and directors of the Company as a group.

Beneficial ownership is determined according to the rules of the SEC, which generally provide that a person has beneficial ownership of a security if he, she or it possesses sole or shared voting or investment power over that security, including options and warrants that are currently exercisable or exercisable within 60 days. Class A common stock issuable upon exercise of options and warrants currently exercisable within 60 days are deemed outstanding solely for purposes of calculating the percentage of total voting power of the beneficial owner thereof.

The beneficial ownership of Class A common stock is based on 245,151,995 shares of Class A common stock issued and outstanding as of March 1, 2024. Unless otherwise indicated, the Company believes that each person named in the table below has sole voting and investment power with respect to all shares of Class A common stock beneficially owned by them.

Name and Address of Beneficial Owners	Number of Shares of Class A Common Stock Beneficially Owned	% of Outstanding Class A Common Stock
<b>Five Percent Holders <sup>(1)</sup></b>		
Horizon Fuel Cell Technologies Pte. Ltd. <sup>(2)</sup>	92,647,986	37.8 %
Long Focus Capital Management, LLC <sup>(3)</sup>	19,617,244	8.0 %
P.N. Generations LLP <sup>(4)</sup>	17,596,197	7.2 %
<b>Directors and Executive Officers</b>		
Erik Anderson <sup>(5)</sup>	744,236	*
Dennis Edwards <sup>(6)</sup>	290,489	*
Andrea Farace <sup>(7)</sup>	115,378	*
Matthew Foulston <sup>(7)</sup>	115,378	*
Viktor Meng <sup>(8)</sup>	391,416	*
Elaine Wong <sup>(9)</sup>	894,675	*
Parker Meeks <sup>(10)</sup>	239,864	*
Stephen Weiland <sup>(11)</sup>	—	*
Bappaditya Banerjee <sup>(12)</sup>	377,500	*
Pat Griffin <sup>(13)</sup>	29,270	*
Jiajia Wu <sup>(14)</sup>	25,106	*
All Directors and Executive Officers as a group (14 persons) <sup>(15)</sup>	3,522,549	1.4 %

\* Less than one percent.

- (1) The Company is permitted to rely on the information reported by each beneficial owner in filings with the SEC and has no reason to believe that the information is incomplete or inaccurate or that the beneficial owner should have filed an amended report and did not.
- (2) On December 20, 2023, Horizon Fuel Cell Technologies Pte. Ltd. ("Horizon") completed a restructuring that resulted in (i) Hymas selling or otherwise distributing shares of Class A common stock of the Company ("common stock") and options to purchase shares of common stock, and (ii) Horizon selling, issuing, or distributing options to purchase shares of common stock (the "Distribution and Sale"). Following the Distribution and Sale, the Company is no longer majority-owned by Hymas or Horizon or any other single shareholder or group of shareholders. Prior to the Distribution and Sale, Hymas was the record holder of all of the shares, but following the Distribution and Sale, now Hymas and Horizon are the record holders of the shares. As reported in Schedule 13D/A filed on February 8, 2024, Hymas holds directly 33,596,967 shares and Horizon holds directly 59,051,019. Hymas is 75.83% owned indirectly by Horizon Fuel Cell Technologies Pte. Ltd. ("Horizon"), through its subsidiaries, including Jiangsu Horizon New Energy Technologies Co. Ltd., a company incorporated under the laws of the People's Republic of China ("JS Horizon"), and Horizon Fuel Cell Technology (Hong Kong) Ltd., a company incorporated under the laws of the Hong Kong Special Administrative Region of the People's Republic of China ("HFCT HK"). Horizon, by reason of its ownership of 61.86% of the voting securities of JS Horizon, JS Horizon's ownership of 100% of the voting securities of HFCT HK, and HFCT HK's ownership of 100% of the voting securities of Hymas, ultimately has the right to elect or appoint the members of the governing body of Hymas and, therefore, to direct the management and policies of Hymas. As a result, Horizon has voting and investment power over the securities of the Company held of record by Hymas. Such powers are vested in the Board of Directors of Horizon. Horizon disclaims beneficial ownership of the securities reported herein, except to the extent of its pecuniary interest therein. The address for Horizon and Hymas is Enterprise Hub, 48 Toh Guan Road East, Postal 608586, #05-124, Singapore. The address for JS Horizon is 302-309BOT Building A, New Environmental Materials Industrial Park, Huada Road, Jingang Town, Zhangjiagang City, Jiangsu, China. The address for HFCT HK is 11/F., Capital Centre, 151 Gloucester Road, Wanchai, Hong Kong.
- (3) Long Focus Capital Management, LLC is the record holder of the shares. Based solely on information contained in the Schedule 13G (Amendment No. 2) filed with the SEC on March 1, 2024, Long Focus Capital Management, LLC, a Delaware single member limited liability company, and Long Focus Capital Master, LTD., a Cayman Islands limited company, report shared voting and shared dispositive power of 19,617,244 shares of Class A common stock and 14,065,829 shares of Class A common stock, respectively. John B. Helmers, a United States citizen, reports shared voting and shared dispositive power of 19,617,244 shares of Class A common stock. Additionally, Congagua, LLC, a Delaware single member limited liability company, and A. Glenn Helmers, a United States citizen, each report shared voting and shared dispositive power of 5,551,415 shares of Class A common stock. For Long Focus Capital Management, LLC, John B. Helmers, and Long Focus Capital Master, LTD., 250,000 of the shares of Class A common stock listed are comprised of Class A common stock that may be acquired by the reporting persons upon the exercise of warrants. For John B. Helmers, A. Glenn Helmers, and Congagua, LLC, 350,700 of the shares of Class A common stock listed are comprised of Class A common stock that may be acquired by the reporting persons upon the exercise of warrants. Long Focus Capital Management, LLC, John B. Helmers, and A. Glenn Helmers directly own no shares of Class A common stock. A. Glenn Helmers controls Congagua, LLC. Pursuant to an investment management agreement, Long Focus Capital Management, LLC maintains investment and voting power with respect to the shares of Class A common stock held by Long Focus Capital Master, LTD. John B. Helmers controls Long Focus Capital Management, LLC, and maintains investment and voting power with respect to the shares of Class A common stock held by Congagua, LLC. Such information is as of the close of business on February 6, 2024. The business address of each of these entities, John B. Helmers and A. Glenn Helmers is 207 Calle Del Parque, A&M Tower, 8th Floor, San Juan, PR 00912.
- (4) P.N. Generations LLP is the record holder of the shares. Based solely on information contained in the Schedule 13G filed with the SEC on December 22, 2023, P.N. Generations LLP, a company organized under the laws of the United Kingdom, owns and has the sole voting power over 17,596,197 shares. The business address of P.N. Generations LLP is Unit 3, Woodgrove Farm, Fulbrook Hill, Fulbrook, Oxfordshire, United Kingdom OX18 4BH. Viktor Meng, a director of Hyzon, is a partner of P.N. Generations LLP.
- (5) WRG DCRB Investors, LLC is the record holder of 630,947 shares reported herein. WestRiver Management, LLC is the managing member of WRG DCRB Investors, LLC. Erik Anderson is the sole member of WestRiver Management, LLC and has voting and investment discretion with respect to the common stock held of record by WRG DCRB Investors, LLC. As such, each of WestRiver Management, LLC and Erik Anderson may be deemed to have or share beneficial ownership of the Class A common stock held directly by WRG. Each such entity or person disclaims any such beneficial ownership. The business address of each of these entities and Erik Anderson is 920 5th Ave, Ste 3450, Seattle, WA 98104. Additionally, Erik Anderson beneficially owns 33,864 shares of Class A common stock, and 79,425 shares of Class A common stock issuable upon the exercise of options within 60 days.
- (6) Consists of 211,064 shares of Class A common stock, and 79,425 shares of Class A common stock issuable upon the exercise of options within 60 days.
- (7) Consists of 43,662 shares of Class A common stock, and 71,715 shares of Class A common stock issuable upon the exercise of options within 60 days.
- (8) Consists of 294,271 shares of Class A common stock, and 97,145 shares of Class A common stock issuable upon the exercise of options within 60 days.
- (9) Consists of 815,250 shares of Class A common stock, and 79,425 shares of Class A common stock issuable upon the exercise of options within 60 days.
- (10) Consists of 239,864 shares of Class A common stock.
- (11) Mr. Weiland did not beneficially own any Class A common stock as of March 1, 2024.
- (12) Consists of 377,500 shares of Class A common stock issuable upon the exercise of restricted stock units within 60 days.
- (13) Consists of 29,270 shares of Class A common stock.
- (14) Consists of 25,056 shares of Class A common stock and 50 shares of Class A common stock held indirectly through Ms. Wu's spouse.
- (15) Consists of 2,410,897 shares of Class A common stock, 1,111,352 shares of Class A common stock issuable upon the exercise of options or restricted stock units within 60 days, and 300 shares of Class A common stock held indirectly through certain officers spouses.

### Securities Authorized for Issuance Under Equity Compensation Plans

Approximately 11.9 million shares of Class A common stock have been reserved for issuance under the 2021 Plan.



The following table reflects information for our 2021 Plan as of December 31, 2023:

Plan category	Number of securities to be issued upon exercise of outstanding options, warrants and rights	Weighted-average exercise price of outstanding options, warrants and rights	Number of securities remaining available for future issuance under equity compensation plans (excluding securities reflected in column (a))
	(a) <sup>(1)</sup>	(b)	(c)
Equity compensation plans approved by security holders	30,721,074	\$ 1.20	11,860,115 <sup>(2)</sup>
Equity compensation plans not approved by security holders	—	—	—
<b>Total</b>	<b>30,721,074</b>	<b>\$ 1.20</b>	<b>11,860,115</b>

- (1) Consists of 14,773,453 shares issuable upon exercise of options outstanding, 13,682,338 and 2,265,283 shares issuable upon vesting of outstanding RSUs and PSUs, respectively. The weighted average exercise price in column (b) does not take into account the RSUs or PSUs.
- (2) The number of shares of common stock available for issuance under the 2021 Plan is subject to an annual increase on the first day of each year beginning in 2022 and ending in 2031, in an amount equal to the lesser of (A) two and one-half percent of the shares outstanding on the last day of the immediately preceding fiscal year and (B) such smaller number of shares as determined by the Board of Directors.

## [Table of Contents](#)

### **Item 13. Certain Relationships and Related Transactions, and Director Independence.**

#### **Certain Relationships and Related Transactions**

##### *DCRB Founder Shares*

On September 12, 2017, DCRB issued an aggregate of 11,500,000 shares of DCRB Class B common stock (the “DCRB Founder Shares”) to its Sponsor for a capital contribution of \$25,000, or approximately \$0.002 per share. In September and October 2020, DCRB’s Sponsor returned to DCRB, at no cost, an aggregate of 5,750,000 DCRB Founder Shares, which DCRB cancelled. The number of DCRB Founder Shares issued was determined based on the expectation that such DCRB Founder Shares would represent 20% of the outstanding shares upon completion of DCRB’s initial public offering. In October 2020, DCRB’s Sponsor transferred an aggregate of 1,042,198 DCRB Founder Shares to DCRB’s independent directors and WRG DCRB Investors, LLC (“WRG”) at their original purchase price. In November 2020, DCRB’s Sponsor transferred an additional 22,130 DCRB Founder Shares to one of DCRB’s independent directors. In December 2020, DCRB’s Sponsor and WRG forfeited an aggregate of 106,875 DCRB Founder Shares in connection with the underwriters’ partial exercise of their over-allotment option resulting in DCRB’s initial stockholders holding an aggregate of 5,643,125 DCRB Founder Shares. On the Closing Date, each share of DCRB’s Class B common stock, which represented the DCRB Founder Shares, converted into one share of Class A common stock, resulting in the issuance of 5,643,125 shares of Class A common stock in the aggregate.

##### *DCRB Founder Warrant Agreement*

Concurrently with the execution and delivery of the Business Combination Agreement, DCRB, DCRB’s Sponsor, WRG and DCRB’s independent directors (the “DCRB Founders Warrant Parties”) entered into an agreement pursuant to which they agreed that:

- The DCRB Founders Warrant Parties shall not, with respect to an aggregate of 4,885,875 private placement warrants (or shares of Class A common stock issued upon exercise of private placement warrants), (a)(i) sell or assign, offer to sell, contract or agree to sell, hypothecate, pledge, grant any option to purchase or otherwise dispose of, (ii) agree to dispose of, directly or indirectly, or (iii) establish or increase a “put equivalent position” or liquidation with respect to or decrease of a “call equivalent position” within the meaning of Section 16 of the Exchange Act and the rules and regulations of the SEC promulgated thereunder with respect to, in each case (i), (ii) and (iii), any security, (b) enter into any swap or other arrangement that transfers to another, in whole or in part, any of the economic consequences of ownership of any security, whether any such transaction is to be settled by delivery of such securities, in cash or otherwise, or (c) publicly announce any intention to effect any transaction specified in clause (a) or (b), until the earlier of (i) one year after the Closing and (ii) subsequent to the Closing, (x) the date on which the last sale price of the Class A common stock quoted on Nasdaq (or the exchange on which the shares of DCRB Class A common stock are then listed) equals or exceeds \$11.50 per share (as adjusted for stock splits, stock dividends, reorganizations, recapitalizations and the like) for any 20 trading days within any 30-trading day period or (y) the date on which DCRB completes a liquidation, merger, capital stock exchange, reorganization or other similar transaction that results in the holders of DCRB Class A common stock having the right to exchange their shares of Class A common stock for cash, securities or other property;
- Upon and subject to the Closing, an aggregate of 814,313 private placement warrants (the “\$12.00 Warrants”) became subject to potential forfeiture, and each DCRB Founders Warrant Party agreed not to exercise such \$12.00 Warrants, unless and until a \$12.00 Triggering Event (as defined below) occurs. Prior to the occurrence of a \$12.00 Triggering Event, each DCRB Founders Warrant Party shall not Transfer any of the \$12.00 Warrants. In the event no \$12.00 Triggering Event occurs during the five year period commencing on the one year anniversary of the Closing (the “Earnout Period”), the \$12.00 Warrants shall immediately be forfeited to Hyzon for no consideration as a contribution to the capital of Hyzon and immediately cancelled. “\$12.00 Triggering Event” means the occurrence of a date on which the last reported sales price of one share of Class A common stock quoted on Nasdaq (or the exchange on which the shares of Class A common stock are then listed) is greater than or equal to \$12.00 (as adjusted for stock splits, stock dividends, reorganizations, recapitalizations and the like) for any 20 trading days within any 30 consecutive trading day period within the Earnout Period; provided, that, if, during the Earnout Period, there is a change of control pursuant to which the holders of Class A common stock have the right to receive consideration implying a value of Class A common stock (as determined in good faith by the Board) of (i) less than \$12.00 (as adjusted for stock splits, stock dividends, reorganizations, recapitalizations and the like), then the \$12.00 Warrants shall immediately be forfeited to us for no consideration and immediately cancelled; or (ii) greater than or equal to \$12.00 (as adjusted for stock splits, stock dividends, reorganizations, recapitalizations and the like), then the \$12.00 Triggering Event shall be deemed to have occurred.
- Upon and subject to the Closing, an aggregate of 814,312 private placement warrants (the “\$14.00 Warrants”) became subject to potential forfeiture, and each DCRB Founders Warrant Party agreed not to exercise such \$14.00 Warrants, unless and until a \$14.00 Triggering Event (as defined below) occurs. Prior to the occurrence of a \$14.00 Triggering Event, each DCRB Founders Warrant Party shall not transfer any of the \$14.00 Warrants. In the event no \$14.00 Triggering Event occurs during the Earnout Period, the \$14.00 Warrants shall immediately be forfeited to Hyzon for no consideration as a contribution to the capital of Hyzon and immediately cancelled. “\$14.00 Triggering Event” means the occurrence of a date on which the last reported sales price of one share of Class A common stock quoted on Nasdaq (or the exchange on which the shares of Class A common stock are then listed) is greater than or equal to \$14.00 (as adjusted for stock splits, stock dividends, reorganizations, recapitalizations and the like) for any 20 trading days within any 30 consecutive trading day period within the Earnout Period; provided, that, if, during the Earnout Period, there is a change of control pursuant to which the holders of Class A common stock have the right to receive consideration implying a value of Class A common stock (as determined in good faith by the Board) of (i) less than \$14.00 (as adjusted for stock splits, stock dividends, reorganizations, recapitalizations and the like), then the \$14.00 Warrants shall immediately be forfeited to us for no consideration and immediately cancelled; or (ii) of greater than or equal to \$14.00 (as adjusted for stock splits, stock dividends, reorganizations, recapitalizations and the like), then the \$14.00 Triggering Event shall be deemed to have occurred.

##### *Private Placement Warrants*

DCRB’s Sponsor, certain of DCRB’s independent directors consisting of Dr. Jennifer Aaker, Jane Kearns, Jim McDermott, Jeffrey Tepper and Michael Warren and WRG purchased an aggregate of 6,000,000 private placement warrants for a purchase price of \$1.00 per warrant in a private placement that occurred simultaneously with the closing of DCRB’s initial public offering. On November 12, 2020, DCRB completed a private placement with its Sponsor and WRG for an additional 514,500 warrants at a price of \$1.00 per warrant, generating gross proceeds of approximately \$514,500. As such, the interest of DCRB’s Sponsor, certain of DCRB’s independent directors and WRG in this transaction is valued at approximately \$6,514,500.

In connection with the Closing, an additional 1,500,000 private placement warrants were also issued to the DCRB Sponsor, see “*Related Party Loans and Advances*” below.

Each private placement warrant entitles the holder to purchase one share of our Class A common stock at \$11.50 per share.

##### *Administrative Support Agreement*

On October 19, 2020, DCRB entered into an administrative support agreement with an affiliate of its Sponsor, pursuant to which DCRB paid an affiliate of its Sponsor a total of \$10,000 per month for office space, utilities and secretarial and administrative support. Upon consummation of the Business Combination, we ceased paying these monthly fees.

DCRB’s Sponsor, officers and directors, or any of their respective affiliates, have been reimbursed for any out-of-pocket expenses incurred in connection with activities on DCRB’s behalf. There was no cap or ceiling on the reimbursement of out-of-pocket expenses incurred by such persons in connection with activities on DCRB’s behalf.

##### *Related Party Loans and Advances*

DCRB’s liquidity needs up to its initial public offering were satisfied through receipt of a \$25,000 capital contribution from DCRB’s Sponsor in exchange for the issuance of DCRB Founder Shares to DCRB’s Sponsor and a loan from DCRB’s Sponsor for an aggregate amount of \$300,000 to cover organizational expenses and expenses related to the initial public offering pursuant to a promissory note. On September 13, 2017, DCRB drew down \$300,000 on this promissory note. DCRB repaid this promissory note in full to its Sponsor on October 21, 2020. Subsequent to the consummation of its initial public offering, DCRB’s liquidity needs had been satisfied through the net proceeds of approximately \$2.0 million from the private placement held outside of the Trust Account.

In addition to the promissory note, DCRB’s Sponsor paid certain costs related to DCRB’s formation and offering. Costs in the amount of \$219,022 were forgiven by the Sponsor in December 2019 and were recorded within additional paid-in capital. As of October 22, 2020, DCRB owed its Sponsor \$135,941 for additional offering costs, which were subsequently paid back in November 2020.

As of October 22, 2020, the Sponsor and WRG advanced \$600,000 to DCRB to cover the purchase of additional private placement warrants if the over-allotment were to be exercised in full. As of October 22, 2020, advances amounting to \$600,000 were outstanding. Simultaneously with the closing of the sale of the units from the underwriters’ partial exercise of their over-allotment option, DCRB utilized the advance from its Sponsor and WRG to issue an additional 514,500 private placement warrants at a price of \$1.00 per private placement warrant.

On June 28, 2021, DCRB issued an unsecured promissory note (the “Sponsor Note”) in the principal amount of \$1,500,000 to the Sponsor. Pursuant to the terms of the Sponsor Note, at the Closing of the Business Combination, the Sponsor converted \$1,500,000 principal amount of the Sponsor Note into 1,500,000 private placement warrants.

#### *Registration Rights*

The holders of the DCRB Founder Shares and private placement warrants (and any shares of Class A common stock issuable upon the exercise of the private placement warrants and upon conversion of the DCRB Founder Shares) are entitled to registration rights pursuant to the IPO Registration Rights Agreement, dated October 19, 2020 (the “IPO Registration Rights Agreement”), requiring us to register such securities for resale (in the case of the DCRB Founder Shares, the shares of Class A common stock that the DCRB Founder Shares converted into on the Closing Date). The holders of at least \$25 million in value of these securities are entitled to demand that we file a registration statement covering such securities and to require us to effect up to an aggregate of three underwritten offerings of such securities. In addition, the holders have certain “piggy-back” registration rights with respect to registration statements filed subsequent to our completion of the Business Combination.

In connection with the Closing, the Company entered into the amended and restated IPO Registration Rights Agreement (the “A&R Registration Rights Agreement”) with certain persons and entities holding securities of DCRB prior to the Closing and certain persons and entities receiving Class A common stock in connection with the Business Combination (the “Reg Rights Holders”) to amend and restate the IPO Registration Rights Agreement. Pursuant to the A&R Registration Rights Agreement, we agreed that, within 15 business days after the Closing, we will file a registration statement (the “Initial Registration Statement”) with the SEC (at our sole cost and expense), and we will use our reasonable best efforts to have the Initial Registration Statement become effective as soon as reasonably practicable after the filing thereof. A registration statement on Form S-1 (the “2021 Registration Statement”) satisfying these requirements was filed with the SEC on July 30, 2021 and became effective on July 30, 2021. In certain circumstances, the Reg Rights Holders can demand up to three underwritten offerings in any 12-month period and will be entitled to customary piggyback registration rights. The A&R Registration Rights Agreement does not provide for the payment of any cash penalties by us if we fail to satisfy any of our obligations under the A&R Registration Rights Agreement.

#### *Lock-Up Agreements*

On February 8, 2021, certain stockholders of Legacy Hyzon, collectively holding 92,775,000 shares of Legacy Hyzon common stock or securities convertible into shares of Legacy Hyzon common stock as of the date thereof, entered into an agreement with DCRB and Legacy Hyzon (the “Lock-Up Agreement”) pursuant to which they agreed, following the Closing Date subject to certain customary exceptions, not to (a) directly or indirectly sell, assign, encumber, pledge, hypothecate, dispose, loan or otherwise transfer, or enter into any agreement with respect to any sale, assignment, encumbrance, pledge, hypothecation, disposition, loan or other transfer, any shares of Class A common stock or any shares of Class A common stock issued or issuable upon the exercise of any warrant or other right to acquire shares of such Class A common stock beneficially owned or otherwise held by such stockholders or (b) publicly announce any intention to effect any transaction specified in clause (a) for six months following the Closing Date. This lock-up period expired in January 2022, and shares held by the parties to the Lock-Up Agreement are no longer under these contractual restrictions.

Additionally, pursuant to the terms of a letter agreement entered into by the Sponsor and certain executives and directors of DCRB at the time of DCRB’s initial public offering, the DCRB Founder Shares (which converted into shares of Class A common stock at the Closing) may not be transferred until the earlier to occur of (a) one year after the Closing or (b) the date on which we complete a liquidation, merger, stock exchange or other similar transaction that results in all of our stockholders having the right to exchange their shares of common stock for cash, securities or other property. Notwithstanding the foregoing, if the last reported sale price of our Class A common stock equals or exceeds \$12.00 per share (as adjusted for stock splits, stock dividends, reorganizations, recapitalizations and the like) for any 20 trading days within any 30 trading day period commencing at least 150 days after the Closing, the shares of Class A common stock into which the DCRB Founder Shares converted will be released from these transfer restrictions.

#### *PIPE Financing*

In connection with the execution of the Business Combination Agreement, on February 8, 2021, DCRB entered into separate subscription agreements (the “Subscription Agreements”) with a number of investors (the “PIPE Investors”), pursuant to which the PIPE Investors agreed to purchase, and DCRB agreed to sell to the PIPE Investors, an aggregate of 35,500,000 PIPE Shares for a purchase price of \$10.00 per share and an aggregate purchase price of \$355,000,000, in a private placement. The PIPE Shares do not include the shares of Class A common stock converted from the Legacy Hyzon Convertible Notes, pursuant to their terms, at a price of \$9.00 per share (based on 90% of the price per PIPE Share) in connection with the PIPE Financing. The purpose of the PIPE Financing was to raise additional capital for use by Hyzon following the Closing.

Pursuant to the Subscription Agreements, DCRB agreed that, within 15 calendar days after the consummation of the Business Combination, DCRB will file a registration statement to register the resale of the PIPE Shares with the SEC (at DCRB’s sole cost and expense), which requirement was satisfied by the 2021 Registration Statement.

#### *Ardour Subscription Agreement*

In connection with the execution of the Business Combination Agreement, on February 8, 2021, DCRB, ACP Mgmt Corp., Ardour Capital Investment LLC (“Ardour”) and Legacy Hyzon entered into a subscription agreement (the “Ardour Subscription Agreement”), pursuant to which ACP Mgmt Corp. agreed, in full satisfaction of Ardour’s right to receive a warrant to purchase shares of Legacy Hyzon common stock for its services as a financial advisor to Hyzon, to purchase, and DCRB agreed to sell to ACP Mgmt Corp., such number of warrants exercisable for one share of Class A common stock at an exercise price of \$2.20 (the “Ardour Warrants”), subject to the terms of the warrant agreement, dated as of July 16, 2021, by and between DCRB and Continental Stock Transfer & Trust Company (the “Ardour Warrant Agreement”), equal to (x) 184,000 multiplied by (y) the Exchange Ratio. On the Closing Date, a total of 326,048 Ardour Warrants were issued to Ardour. Such warrants are governed by and exercisable subject to the terms and conditions of the Ardour Warrant Agreement. Each whole warrant entitles the registered holder to purchase one share of common stock at a price of \$2.20 per share, subject to adjustment per the Ardour Warrant Agreement. Only whole warrants are exercisable. The warrants will expire on the earlier to occur of: (i) the fifth anniversary of the completion of the Business Combination, (ii) the liquidation of the Company or (iii) their redemption.

There were no cashless exercises of Ardour Warrants during the year ended December 31, 2023. As of December 31, 2023 and 2022, there were 170,048 Ardour Warrants outstanding.

#### *Horizon IP Agreement*

In January 2021, the Company entered into an intellectual property agreement (the “Horizon IP Agreement”) with Jiangsu Qingneng New Energy Technologies Co., Ltd. and Shanghai Qingneng Horizon New Energy Ltd. (together, “JS Horizon”) both of which are subsidiaries of the Company’s ultimate parent, Horizon. Under the Horizon IP Agreement, JS Horizon assigned to the Company a joint ownership interest in certain intellectual property rights previously developed by JS Horizon (“Background IP”), and each of Hyzon and JS Horizon granted to the other, within such other party’s field of use, exclusive licenses under their respective joint ownership rights in the Background IP, as well as their rights in improvements made in the future with respect to such Background IP. Under that agreement, the Company also grants JS Horizon a perpetual non-exclusive license under certain provisional patent applications (and any patents issuing therefrom), as well as improvements thereto. On September 27, 2021, the Horizon IP Agreement was amended to add Jiangsu Horizon Powertrain Technologies Co. Ltd. (“JS Powertrain”) as a party. Under the terms of the Horizon IP Agreement, the Company paid JS Horizon and JS Powertrain \$10.0 million as consideration for the rights it receives under the Background IP and improvements thereto. Of this sum, \$6.9 million was paid in 2021 and the remaining \$3.1 million was paid in February 2022.

The Company and Horizon signatories entered into a Second Amendment (the “Second Amendment”) to the Horizon IP Agreement effective September 22, 2023. Under the terms of the Second Amendment, the parties have agreed to certain amendments to the Horizon IP Agreement pertaining to their rights in and to hydrogen fuel cell intellectual property. The parties have also agreed to a term for the Horizon IP Agreement that shall expire on the seven-year anniversary of the effective date of the Second Amendment.

Please see the section Item 1A entitled “*Business—Intellectual Property*” in Part I, Item 1 for additional information concerning the Horizon IP Agreement.

Horizon is the beneficial owner of approximately 37.8% of our outstanding Class A common stock as of March 1, 2024. See “*Beneficial Ownership of Securities*” in Part III, Item 12.

#### *Horizon Supply Agreement*

On January 7, 2021, the Company and Jiangsu Horizon New Energy Technologies Co. Ltd., a Horizon affiliate, entered into the Horizon Supply Agreement, under which Horizon agreed to supply the Company with fuel cell stacks and systems, parts, and components. Since the signing of the Horizon Supply Agreement, Horizon has been the Company’s sole supplier of fuel cell stacks and systems.

The Company made deposit payments to Horizon and its subsidiaries to secure certain fuel cell components. The Company has cancelled certain orders that were previously made against this deposit balance, and the parties reached a resolution with Horizon and its affiliates and recorded a contract cancellation loss of \$1.6 million in the Selling, general and administrative expense in the

Consolidated Statements of Operations and Comprehensive Loss for the year ended December 31, 2023. As of December 31, 2023, the remaining deposit balance was \$2.9 million and included within Prepaid expenses and other current assets in the Consolidated Balance Sheets.

#### *Holthausen and Affiliates*

The Company entered into a joint venture agreement in October 2020 to create Hyzon Europe with Holthausen Clean Technology Investments B.V. (“Holthausen”). In December 2022, the Company acquired the remaining 49.5% of the equity interests of Hyzon Europe from Holthausen. The Company paid €3.5 million (approximately \$3.7 million in USD) in addition to €1.0 million (approximately \$1.1 million in USD) paid in December 2021. As part of this transaction, the Company also transferred various inventory items to, and settled open related party balances with, Holthausen. In addition, the Company reassigned all of the assumed upfit service contracts, including after-sales obligations, back to Holthausen Clean Technology B.V. The Company now holds 100% ownership in Hyzon Europe.

The Company paid \$0.5 million for the year ended December 31, 2022 to Carl Holthausen and Max Holthausen as managing directors of Hyzon Europe.

#### *Divestiture of Hyzon Guangdong & Share Repurchase*

In December 2022, the Company sold all of its equity interest in Hyzon Motors Technology (Guangdong) Co., Ltd. (“Hyzon Guangdong”) to Hymas for approximately \$3.1 million in cash, subject to certain adjustments. As a common control transaction, the difference of \$0.8 million between the consideration received, net of payable and the book value is recognized in the Company’s additional paid-in-capital for the year ended December 31, 2022. Subsequent to the divestiture, Hyzon Guangdong changed its name to Guangdong Qingyun Technology Co. Ltd. (“Guangdong Qingyun”).

Additionally, together with the execution of the Hyzon Guangdong divestiture, the Company entered into a share buyback agreement and repurchased 3.8 million shares of common stock from Hymas in exchange for \$6.4 million in cash.

In April 2023, Guangdong Qingyun paid \$3.3 million to the Company to settle intercompany balances and Hymas paid the Company \$3.1 million related to the Hyzon Guangdong divestiture.

#### **Parents of the Company**

Horizon and Hymas, together with our former Executive Chairman, George Gu, jointly filed a third amendment to the SEC Form 13D on December 22, 2023 and subsequently filed a correcting fourth amendment on January 8, 2024, announcing that on December 20, 2023, Hymas and Horizon consummated a certain restructuring that resulted in (i) Hymas selling or otherwise distributing shares of Class A common stock and options to purchase shares of common stock, and (ii) Horizon selling, issuing, or distributing options to purchase shares of common stock (the “Distribution and Sale”). Following the Distribution and Sale, the Company is no longer majority-owned by Hymas or Horizon or any other single shareholder or group of shareholders. Prior to the Distribution and Sale, Hymas was the record holder of 62.1% of the Company’s shares, but following the Distribution and Sale, as of March 1, 2024, Hymas and Horizon are the record holders of 33,596,967 shares, or 13.7% and 59,051,019 shares, or 24.1%, respectively. Hymas is 75.83% owned indirectly by Horizon Fuel Cell Technologies Pte. Ltd. (“Horizon”), through its subsidiaries, including Jiangsu Horizon New Energy Technologies Co. Ltd., a company incorporated under the laws of the People’s Republic of China (“JS Horizon”), and Horizon Fuel Cell Technology (Hong Kong) Ltd., a company incorporated under the laws of the Hong Kong Special Administrative Region of the People’s Republic of China (“HFCT HK”).

#### **Director Independence**

The information required by this section has been discussed within Item 10 of this Form 10-K.

**Item 14. Principal Accountant Fees and Services.**

The Audit Committee of the board of directors approved the engagement of KPMG LLP (“KPMG”) as our independent registered public accounting firm to audit our consolidated financial statements for the year ending December 31, 2023, which was ratified by the stockholders of the Company at our Annual Meeting held on August 23, 2023.

The following table presents fees approved by the Audit Committee and billed to us by KPMG for professional services rendered for the years ended December 31, 2023 and 2022.

**KPMG**

	2023	2022
Audit Fees <sup>(1)</sup>	\$ 1,413,000	\$ 4,438,184
Audit-Related Fees <sup>(2)</sup>	—	—
Tax Fees <sup>(3)</sup>	—	60,000
All Other Fees <sup>(4)</sup>	2,730	—
<b>Total</b>	<b>\$ 1,415,730</b>	<b>\$ 4,498,184</b>

- (1) Audit Fees. Audit fees consist of fees for the audit of our annual financial statements and the reviews of our interim financial statements. Audit fees for each period also include related services that are normally provided in connection with registration statements.
- (2) Audit-Related Fees. Audit-related fees consist of fees billed for assurance and related services that are reasonably related to performance of the audit or review of our financial statements and are not reported under “Audit Fees.” These services include attest services that are not required by statute or regulation and consultation concerning financial accounting and reporting standards.
- (3) Tax Fees. Tax fees consist of fees billed for professional services rendered by our independent registered public accounting firm for tax compliance, tax advice, and tax planning.
- (4) All Other Fees. All other fees represent amounts billed in each of the years presented for services not classifiable under the other categories listed in the table above.

**Pre-Approval Policy**

Our Audit Committee established a policy to pre-approve all audit and permissible non-audit services provided by our independent registered public accounting firm. All of the services provided were pre-approved to the extent required. During the approval process, the Audit Committee considers the impact of the types of services and the related fees on the independence of the independent registered public accounting firm. The services and fees must be deemed compatible with the maintenance of that firm’s independence, including compliance with rules and regulations of the SEC. Throughout the year, the Audit Committee will review any revisions to the estimates of audit and non-audit fees initially approved.

PART IV

**Item 15. Exhibit and Financial Statement Schedules.**

1. Financial Statements: The information concerning the consolidated financial statements and Report of Independent Registered Public Accounting Firm required by this Item is incorporated by reference herein to the section of this Annual Report on Form 10-K in Item 8, titled “*Financial Statements and Supplementary Data.*”
2. Financial Statement Schedules: No schedules are required

(b) *Exhibits.* The exhibits listed in the following Index to Exhibits are filed or incorporated by reference as part of this report.

Exhibit No.	Exhibit
2.1†	<a href="#">Business Combination Agreement and Plan of Reorganization, dated as of February 8, 2021, by and among Decarbonization Plus Acquisition Corp., DCRB Merger Sub Inc. and Hyzon Motors Inc. (incorporated by reference to Exhibit 2.1 of the Company’s Current Report on Form 8-K filed with the SEC on February 8, 2021).</a>
3.1	<a href="#">Second Amended and Restated Certificate of Incorporation of Hyzon Motors Inc. (incorporated by reference to Exhibit 3.1 of the Company’s Current Report on Form 8-K filed with the SEC on July 22, 2021).</a>
3.2	<a href="#">Amended and Restated Bylaws of Hyzon Motors Inc. (incorporated by reference to Exhibit 3.2 of the Company’s Current Report on Form 8-K filed with the SEC on July 22, 2021).</a>
4.1	<a href="#">Specimen Class A Common Stock Certificate (incorporated by reference to Exhibit 4.2 of the Company’s Registration Statement on Form S-1 filed with the SEC on September 20, 2020).</a>
4.2	<a href="#">Specimen Warrant Certificate (incorporated by reference to Exhibit 4.3 of the Company’s Registration Statement on Form S-1 filed with the SEC on September 20, 2020).</a>
4.3	<a href="#">Warrant Agreement, dated as of October 19, 2020, by and between Decarbonization Plus Acquisition Corp. and Continental Stock Transfer &amp; Trust Company (incorporated by reference to Exhibit 4.4 of the Company’s Current Report on Form 8-K filed with the SEC on October 22, 2020).</a>
4.4	<a href="#">Ardour Warrant Agreement, dated as of July 16, 2021, by and between Decarbonization Plus Acquisition Corp. and Continental Stock Transfer &amp; Trust Company (incorporated by reference to Exhibit 4.4 of the Company’s Current Report on Form 8-K filed with the SEC on July 22, 2021).</a>
4.5*	<a href="#">Description of Registered Securities.</a>
10.1	<a href="#">Founder Warrant Agreement, dated as of February 8, 2021 by and among Decarbonization Plus Acquisition Corp., Decarbonization Plus Acquisition Sponsor, LLC and the other parties thereto (incorporated by reference to Exhibit 10.2 of the Company’s Current Report on Form 8-K filed with the SEC on February 8, 2021).</a>
10.2	<a href="#">Amended and Restated Registration Rights Agreement, dated as of July 16, 2021, by and among Decarbonization Plus Acquisition Corp. and certain security holders (incorporated by reference to Exhibit 10.5 of the Company’s Current Report on Form 8-K filed with the SEC on July 22, 2021).</a>
10.3#	<a href="#">Hyzon Motors Inc. 2021 Equity and Incentive Compensation Plan (incorporated by reference to Exhibit 10.6 of the Company’s Current Report on Form 8-K filed with the SEC on July 22, 2021).</a>
10.4#	<a href="#">Employment Agreement, dated as of July 15, 2021, between Hyzon Motors Inc. and John Zavoli (incorporated by reference to Exhibit 10.9 of the Company’s Current Report on Form 8-K filed with the SEC on July 22, 2021).</a>
10.5#	<a href="#">Employment Agreement, dated as of June 7, 2021, between Hyzon Motors Inc. and Parker Meeks (incorporated by reference to Exhibit 10.12 of the Company’s Current Report on Form 8-K filed with the SEC on July 22, 2021).</a>
10.6#	<a href="#">Form of Indemnification Agreement, by and between Hyzon Motors Inc. and each of its directors and executive officers (incorporated by reference to Exhibit 10.13 of the Company’s Current Report on Form 8-K filed with the SEC on July 22, 2021).</a>
10.7	<a href="#">Intellectual Property Agreement, dated January 12, 2021, between Jiangsu Qingneng New Energy Technologies Co., Ltd. and Shanghai Qingneng Horizon New Energy Ltd. and Hyzon Motors Inc. (incorporated by reference to Exhibit 10.14 of the Company’s Current Report on Form 8-K filed with the SEC on July 22, 2021).</a>
10.8	<a href="#">Framework Supply Contract Template, dated January 7, 2021, between Jiangsu Qingneng New Energy Technologies Co. Ltd. and Hyzon Motors Inc. (incorporated by reference to Exhibit 10.15 of the Company’s Current Report on Form 8-K filed with the SEC on July 22, 2021).</a>
10.9#	<a href="#">Form of Stock Option Award Agreement (incorporated by reference to Exhibit 10.1 of the Company’s Current Report on Form 8-K filed with the SEC on February 8, 2022).</a>
10.10#	<a href="#">Form of Restricted Stock Unit Award Agreement (incorporated by reference to Exhibit 10.2 of the Company’s Current Report on Form 8-K filed with the SEC on February 8, 2022).</a>
10.11#	<a href="#">Form of Director Agreement.</a>
10.12#	<a href="#">Letter Agreement between Hyzon and Samuel Chong, dated March 21, 2022 (incorporated by reference to Exhibit 10.7 of the Company’s Quarterly Report on Form 10-Q filed with the SEC on May 13, 2022).</a>
10.13#	<a href="#">Amendment to Employment Agreement, dated October 18, 2022, between Hyzon Motors Inc. and Parker Meeks (incorporated by reference to Exhibit 10.1 to the Company’s Current Report on Form 8-K filed with the SEC on October 21, 2022).</a>
10.14	<a href="#">Stock Purchase Agreement with Holthausen Clean Technology Investments, B.V., CGH Junior Holding B.V., M.C.B. Holthausen Holding B.V., Holthausen Clean Technology B.V., Carl Holthausen, Max Holthausen and Hyzon Motors Europe B.V., dated December 14, 2022 (incorporated by reference to Exhibit 10.1 to the Company’s Current Report on Form 8-K filed with the SEC on December 15, 2022).</a>
10.15	<a href="#">Equity Capital Contribution Agreement dated December 21, 2022, between Hyzon Zero Carbon, Inc., Chevron New Energies, a division of Chevron U.S.A. Inc., and Raven SR, Inc. (incorporated by reference to Exhibit 10.1 to the Company’s Current Report on Form 8-K filed with the SEC on December 28, 2022).</a>
10.16	<a href="#">Equity Transfer Agreement, dated December 27, 2022, by and among Hyzon Motors Technology (Shanghai) Co., Ltd., Hyzon Motors Technology (Guangdong) Co., Ltd. and Hymas PTE Ltd. (incorporated by reference to Exhibit 10.1 to the Company’s Current Report on Form 8-K filed with the SEC on December 28, 2022).</a>
10.17	<a href="#">Share Buyback Agreement with Hymas PTE Ltd., dated December 27, 2022 (incorporated by reference to Exhibit 10.2 to the Company’s Current Report on Form 8-K filed with the SEC on December 28, 2022).</a>
10.18†	<a href="#">Technology Development Agreement, effective as of February 24, 2023, between Hyzon Motors USA Inc. and Hylilion Inc. (incorporated by reference to Exhibit 10.1 of the Company’s Current Report on Form 8-K filed with the SEC on March 1, 2023).</a>
10.19#	<a href="#">Employment Agreement dated August 21, 2021, together with Letter Agreement signed March 16, 2023, by and between Hyzon and JiaJia Wu (incorporated by reference to Exhibit 10.1 of the Company’s Current Report on Form 8-K filed with the SEC on April 4, 2023).</a>
10.20#	<a href="#">Employment Agreement dated April 5, 2023, by and between Hyzon and Bappaditya Banerjee (incorporated by reference to Exhibit 10.1 of the Company’s Current Report on Form 8-K filed with the SEC on April 20, 2023).</a>
10.21#	<a href="#">Employment Agreement dated April 11, 2023, by and between the Company and Sue Sun-LaSovage (incorporated by reference to Exhibit 10.1 of the Company’s Current Report on Form 8-K filed with the SEC on May 1, 2023).</a>
10.22†	<a href="#">Second Amendment to Intellectual Property Agreement, effective as of September 22, 2023, between Hyzon Motors USA Inc. Jiangsu Qingneng New Energy Technologies Co., Ltd., Shanghai Qingneng JS Horizon New Energy Ltd., and Jiangsu Powertrain Technologies Co. Ltd. (incorporated by reference to Exhibit 10.1 of the Company’s Current Report on Form 8-K filed with the SEC on October 2, 2023).</a>
10.23#	<a href="#">Employment Agreement, dated as of October 11, 2023 between Hyzon Motors Inc. and Stephen Weiland (incorporated by reference to Exhibit 10.1 of the Company’s Quarterly Report on Form 10-K filed with the SEC on November 14, 2023).</a>
10.24	<a href="#">Purchase and Sale Agreement, effective as of November 20, 2023, between Hyzon Motors Inc. and Fulcrum Holdings LLC (incorporated by reference to Exhibit 10.1 of the Company’s Current Report on Form 8-K filed with the SEC on November 27, 2023).</a>

- 10.25# [Employment Agreement dated September 18, 2021, together with Letter Agreement signed March 3, 2023, by and between Hyzon and Pat Griffin \(incorporated by reference to Exhibit 10.2 of the Company's Current Report on Form 8-K filed with the SEC on April 4, 2023\).](#)
- 10.26# [Second Amendment between Hyzon and Parker Meeks, dated March 15, 2023, to Employment Agreement between Hyzon and Parker Meeks, dated June 7, 2021 \(incorporated by reference to Exhibit 10.2 to the Company's Quarterly Report on Form 10-Q filed with the SEC on August 8, 2023\).](#)
- 10.27# [Third Amendment between Hyzon and Parker Meeks, dated June 27, 2023, to Employment Agreement between Hyzon and Parker Meeks, dated June 7, 2021 \(incorporated by reference to Exhibit 10.3 to the Company's Quarterly Report on Form 10-Q filed with the SEC on August 8, 2023\).](#)
- 10.28#\* [November Amendment between Hyzon and Jiajia Wu, dated November 15, 2023 to Employment Agreement between Hyzon and Jiajia Wu dated August 21, 2021.](#)
- 21.1\* [List of Subsidiaries](#)
- 23.1\* [Consent of KPMG LLP, independent registered accounting firm of Hyzon Motors Inc.](#)
- 24.1\* [Power of Attorney \(included on the signature pages of this Annual Report on Form 10-K\).](#)
- 31.1\* [Certification of the Chief Executive Officer pursuant to Rules 13a-14 and 15d-14 promulgated under the Securities Exchange Act of 1934.](#)
- 31.2\* [Certification of the Chief Financial Officer pursuant to Rules 13a-14 and 15d-14 promulgated under the Securities Exchange Act of 1934.](#)
- 32.1\* [Certification of the Chief Executive Officer pursuant to 18 U.S.C. Section 1350, as adopted pursuant to Section 906 of the Sarbanes-Oxley Act of 2002.](#)
- 32.2\* [Certification of the Chief Financial Officer pursuant to 18 U.S.C. Section 1350, as adopted pursuant to Section 906 of the Sarbanes-Oxley Act of 2002.](#)
- 97\* [Hyzon Motors Inc. Clawback Policy.](#)

Inline XBRL Instance Document – the instance document does not appear in the Interactive Data File because XBRL tags are embedded within the Inline XBRL document

Inline XBRL Taxonomy Extension Schema Document

Inline XBRL Taxonomy Extension Calculation Linkbase Document

Inline XBRL Taxonomy Extension Definition Linkbase Document

Inline XBRL Taxonomy Extension Label Linkbase Document

Inline XBRL Taxonomy Extension Presentation Linkbase Document

Cover Page Interactive Data File (embedded within the Inline XBRL)

† All schedules have been omitted pursuant to Item 601(a)(5) of Regulation S-K. A copy of any omitted schedule and/or exhibit will be furnished to the SEC upon request.

\* Filed or furnished herewith.

# Indicates management contract or compensatory arrangement.

**Item 16. Form 10-K Summary.**

None.

**SIGNATURES**

Pursuant to the requirements of Section 13 or 15(d) of the Securities Exchange Act of 1934, the registrant has duly caused this report to be signed on its behalf by the undersigned, thereunto duly authorized.

HYZON MOTORS INC.

Date: March 22, 2024

/s/ Parker Meeks

Parker Meeks  
*Chief Executive Officer*

Each person whose signature appears below hereby constitutes and appoints each of Parker Meeks, Stephen Weiland and John Zavoli, acting alone or together with another attorney-in-fact, as his true and lawful attorneys-in-fact and agents, with full power of substitution and resubstitution, for such person and in his name, place and stead, in any and all capacities, to sign any or all amendments to this Annual Report on Form 10-K, and to file the same, with all exhibits thereto, and other documents in connection therewith, with the Securities and Exchange Commission, granting unto said attorneys-in-fact and agents, and each of them, full power and authority to do and perform each and every act and thing requisite and necessary to be done, as fully for all intents and purposes as he might or could do in person, hereby ratifying and confirming all that said attorneys-in-fact and agents, or his substitute or substitutes, may lawfully do or cause to be done by virtue hereof.

Pursuant to the requirements of the Securities Exchange Act of 1934, this report has been signed below by the following persons on behalf of the registrant and in the capacities and on the dates indicated.

<b>Name</b>	<b>Title</b>	<b>Date</b>
/s/ Parker Meeks Parker Meeks	Chief Executive Officer and Director (Principal Executive Officer)	March 22, 2024
/s/ Stephen Weiland Stephen Weiland	Chief Financial Officer (Principal Financial Officer and Principal Accounting Officer)	March 22, 2024
/s/ Erik Anderson Erik Anderson	Director; Chairmen	March 22, 2024
/s/ Andrea Farace Andrea Farace	Director; Vice-Chairmen	March 22, 2024
/s/ Dennis Edwards Dennis Edwards	Director	March 22, 2024
/s/ Matthew Foulston Matthew Foulston	Director	March 22, 2024
/s/ Viktor Meng Viktor Meng	Director	March 22, 2024
/s/ Elaine Wong Elaine Wong	Director	March 22, 2024





November 15, 2023

Dear Jiajia,

I am pleased to present this Letter Agreement containing various amendments to your Employment Agreement dated August 21, 2021 (the "Employment Agreement"). Capitalized terms in this Letter Agreement shall have their given meanings or the meanings in your Employment Agreement which is hereby incorporated by reference.

First, I again wish to thank you for your effort and contributions serving as Chief Accounting Officer and Interim Chief Financial Officer.

Second, in your new role as Senior Vice President, Finance and Accounting, effective November 1, 2023, as a token of the Company's appreciation for your hard work, I am pleased to inform you of the following changes to your compensation and your eligibility for a Special Bonus:

**Base Salary – Employment Agreement Section 5(a)**

Your Base Salary will remain at \$415,000 per annum until December 31, 2023. Effective January 1, 2024, your Base salary will change to \$380,000 per annum.

**Annual Bonus (Target Bonus) – Employment Agreement Section 5(b)**

Your Target Bonus will be 80% through December 31, 2023. Effective January 1, 2024, your Target Bonus will be 70%.

Third, in addition to the foregoing provisions, I am pleased to provide you with the following Special Bonus opportunity in recognition of your efforts to complete the Company's Q3, Form 10-Q, as well as your efforts shortly in completing and filing timely the Company's annual 2023 Form 10-K. The Special Bonus is:

Cash Bonus:

You are eligible to receive a cash bonus of \$125,000 to be earned and paid in two tranches as follows:

- **Tranche A:** Fifty percent (50%), or \$62,500, to be earned upon the Company timely filing Form 10-Q for the quarter ended September 30, 2023. If earned, this bonus will be paid in January 2024 (the exact date to be determined).
- **Tranche B:** Fifty percent (50%), or \$62,500, to be earned upon the Company timely filing Form 10-K for the year ended December 31, 2023. If earned, this bonus will be paid in April 2024 (the exact date to be determined).

The foregoing bonuses shall be subject to federal and state income and withholding taxes. To be eligible for the cash bonus, you must be employed by the Company on the dates that the Company timely files Forms 10-Q and 10-K.

RSU Bonus

You are further eligible to receive a bonus consisting of RSUs; the dollar-denominated value of this award





would, if earned, be \$65,000 computed using a trailing 30-day VWAP. The award will be granted to you if you satisfy the conditions for receiving both cash bonus awards (Tranches A and B), above. The RSUs will vest on the one-year anniversary of the grant date. The award will be subject to the terms and conditions of the RSU grant award and the Company's 2021 Equity Incentive Plan and will be subject to federal and state income and employment taxes as administered by the Company.

To be eligible for the RSU bonus, you must be employed by the Company on the dates that the Company timely files Forms 10-Q and 10-K.

Except as provided herein, the terms of your Employment Agreement remain in full force and effect. No provision of this Letter Agreement may be modified, altered, or amended, except by collective agreement between Hyzon and you in writing approved by the CEO.


If you agree to the following amendments and provisions, kindly indicate your acceptance by signing below.

Sincerely,

DocuSigned by:  
  
Parker Meeks  
Chief Executive Officer

Acknowledged and Agreed:

Jiajia Wu

Signature:   
DocuSigned by:  
Jiajia Wu  
92D7932A8BB411E...

Date: 11/20/2023

---



## HYZON MOTORS INC.

## LIST OF SUBSIDIARIES

(As of December 31, 2023)

<b>Entity</b>	<b>Jurisdiction of Incorporation or Organization</b>
Hyzon Motors USA Inc.	Delaware
Hyzon Zero Carbon, Inc.	Delaware
Hyzon Motors Fleet LLC	Delaware
Hyzon Motors Australia PTY LTD	Australia
Hyzon Motors Europe B.V.	Netherlands
Hyzon Motors Innovation GmbH	Germany
Hyzon Motors PTE. LTD.	Singapore
Hyzon Motors Technology (Shanghai) Co., Ltd.	China
Foshan Hyzon New Energy Technology Co., Ltd.	China

**Consent of Independent Registered Public Accounting Firm**

We consent to the incorporation by reference in the registration statements (No. 333-258340) on Form S-1 and (No. 333-251771) of Form S-8 of our report dated March 22, 2024, with respect to the consolidated financial statements of Hyzon Motors Inc.

/s/ KPMG LLP

Rochester, New York  
March 22, 2024







**CERTIFICATION PURSUANT TO EXCHANGE ACT RULE 13a-14(a)/15d-14(a)  
AS ADOPTED PURSUANT TO SECTION 302 OF THE SARBANES-OXLEY ACT OF 2002**

I, Parker Meeks, certify that:

1. I have reviewed this Annual Report on Form 10-K for the period ended December 31, 2023 of Hyzon Motors Inc.;
2. Based on my knowledge, this report does not contain any untrue statement of a material fact or omit to state a material fact necessary to make the statements made, in light of the circumstances under which such statements were made, not misleading with respect to the period covered by this report;
3. Based on my knowledge, the financial statements, and other financial information included in this report, fairly present in all material respects the financial condition, results of operations and cash flows of the registrant as of, and for, the periods presented in this report;
4. The registrant's other certifying officer and I are responsible for establishing and maintaining disclosure controls and procedures (as defined in Exchange Act Rules 13a-15(e) and 15d-15(e)) and internal control over financial reporting (as defined in Exchange Act Rules 13a-15(f) and 15d-15(f)) for the registrant and have:
  - a. Designed such disclosure controls and procedures, or caused such disclosure controls and procedures to be designed under our supervision, to ensure that material information relating to the registrant, including its consolidated subsidiaries, is made known to us by others within those entities, particularly during the period in which this report is being prepared;
  - b. Designed such internal control over financial reporting, or caused such internal control over financial reporting to be designed under our supervision, to provide reasonable assurance regarding the reliability of financial reporting and the preparation of financial statements for external purposes in accordance with generally accepted accounting principles;
  - c. Evaluated the effectiveness of the registrant's disclosure controls and procedures and presented in this report our conclusions about the effectiveness of the disclosure controls and procedures, as of the end of the period covered by this report based on such evaluation; and
  - d. Disclosed in this report any change in the registrant's internal control over financial reporting that occurred during the registrant's most recent fiscal quarter (the registrant's fourth fiscal quarter in the case of an annual report) that has materially affected, or is reasonably likely to materially affect, the registrant's internal control over financial reporting; and
5. The registrant's other certifying officer and I have disclosed, based on our most recent evaluation of internal control over financial reporting, to the registrant's auditors and the audit committee of the registrant's board of directors (or persons performing the equivalent functions):
  - a. All significant deficiencies and material weaknesses in the design or operation of internal control over financial reporting which are reasonably likely to adversely affect the registrant's ability to record, process, summarize and report financial information; and
  - b. Any fraud, whether or not material, that involves management or other employees who have a significant role in the registrant's internal control over financial reporting.

Date: March 22, 2024

/s/ Parker Meeks

---

Parker Meeks  
Chief Executive Officer  
(Principal Executive Officer)

**CERTIFICATION PURSUANT TO EXCHANGE ACT RULE 13a-14(a)/15d-14(a)  
AS ADOPTED PURSUANT TO SECTION 302 OF THE SARBANES-OXLEY ACT OF 2002**

I, Stephen Weiland, certify that:

1. I have reviewed this Annual Report on Form 10-K for the period ended December 31, 2023 of Hyzon Motors Inc.;
2. Based on my knowledge, this report does not contain any untrue statement of a material fact or omit to state a material fact necessary to make the statements made, in light of the circumstances under which such statements were made, not misleading with respect to the period covered by this report;
3. Based on my knowledge, the financial statements, and other financial information included in this report, fairly present in all material respects the financial condition, results of operations and cash flows of the registrant as of, and for, the periods presented in this report;
4. The registrant's other certifying officer and I are responsible for establishing and maintaining disclosure controls and procedures (as defined in Exchange Act Rules 13a-15(e) and 15d-15(e)) and internal control over financial reporting (as defined in Exchange Act Rules 13a-15(f) and 15d-15(f)) for the registrant and have:
  - a. Designed such disclosure controls and procedures, or caused such disclosure controls and procedures to be designed under our supervision, to ensure that material information relating to the registrant, including its consolidated subsidiaries, is made known to us by others within those entities, particularly during the period in which this report is being prepared;
  - b. Designed such internal control over financial reporting, or caused such internal control over financial reporting to be designed under our supervision, to provide reasonable assurance regarding the reliability of financial reporting and the preparation of financial statements for external purposes in accordance with generally accepted accounting principles;
  - c. Evaluated the effectiveness of the registrant's disclosure controls and procedures and presented in this report our conclusions about the effectiveness of the disclosure controls and procedures, as of the end of the period covered by this report based on such evaluation; and
  - d. Disclosed in this report any change in the registrant's internal control over financial reporting that occurred during the registrant's most recent fiscal quarter (the registrant's fourth fiscal quarter in the case of an annual report) that has materially affected, or is reasonably likely to materially affect, the registrant's internal control over financial reporting; and
5. The registrant's other certifying officer and I have disclosed, based on our most recent evaluation of internal control over financial reporting, to the registrant's auditors and the audit committee of the registrant's board of directors (or persons performing the equivalent functions):
  - a. All significant deficiencies and material weaknesses in the design or operation of internal control over financial reporting which are reasonably likely to adversely affect the registrant's ability to record, process, summarize and report financial information; and
  - b. Any fraud, whether or not material, that involves management or other employees who have a significant role in the registrant's internal control over financial reporting.

Date: March 22, 2024

/s/ Stephen Weiland

---

Stephen Weiland  
Chief Financial Officer  
(Principal Financial Officer)

**CERTIFICATION PURSUANT TO 18 U.S.C. SECTION 1350,  
AS ADOPTED PURSUANT TO SECTION 906 OF THE SARBANES-OXLEY ACT OF 2002**

In connection with the Annual Report on Form 10-K of Hyzon Motors Inc. (the "Company") for the period ended December 31, 2023, as filed with the Securities and Exchange Commission on the date hereof (the "Report"), I, Parker Meeks, Chief Executive Officer, hereby certify to the best of my knowledge, pursuant to 18 U.S.C. Section 1350, as adopted pursuant to Section 906 of the Sarbanes-Oxley Act of 2002, that:

1. The Report fully complies with the requirements of Section 13(a) or 15(d) of the Securities Exchange Act of 1934; and
2. The information contained in the Report fairly presents, in all material respects, the financial condition and results of operations of the Company.

Date: March 22, 2024

/s/ Parker Meeks

---

Parker Meeks  
Chief Executive Officer  
(Principal Executive Officer)

**CERTIFICATION PURSUANT TO 18 U.S.C. SECTION 1350,  
AS ADOPTED PURSUANT TO SECTION 906 OF THE SARBANES-OXLEY ACT OF 2002**

In connection with the Annual Report on Form 10-K of Hyzon Motors Inc. (the "Company") for the period ended December 31, 2023, as filed with the Securities and Exchange Commission on the date hereof (the "Report"), I, Stephen Weiland, Chief Financial Officer, hereby certify to the best of my knowledge, pursuant to 18 U.S.C. Section 1350, as adopted pursuant to Section 906 of the Sarbanes-Oxley Act of 2002, that:

1. The Report fully complies with the requirements of Section 13(a) or 15(d) of the Securities Exchange Act of 1934; and
2. The information contained in the Report fairly presents, in all material respects, the financial condition and results of operations of the Company.

Date: March 22, 2024

/s/ Stephen Weiland

---

Stephen Weiland  
Chief Financial Officer  
(Principal Financial Officer)

**CLAWBACK POLICY:**  
**RECOVERY OF ERRONEOUSLY AWARDED INCENTIVE-BASED COMPENSATION**

ADOPTED NOVEMBER 7, 2023

**I. BACKGROUND**

Hyzon Motors Inc. (the “Company”) has adopted this Policy Regarding the Recovery of Erroneously Awarded Incentive-Based Compensation (this “Policy”) to provide for the recovery or “clawback” of excess Incentive-Based Compensation earned by current or former Executive Officers of the Company in the event of a required Restatement (each, as defined under the section entitled “VIII. Definitions” herein).

This Policy is intended to comply with the requirements of the Nasdaq Stock Market (“Nasdaq”) Listing Rule 5608 (the “Listing Standard”). To the extent that any provision in this Policy is ambiguous as to its compliance with the Listing Standard or to the extent any provision in this Policy must be modified to comply with the Listing Standard, such provision will be read, or will be modified, as the case may be, in such a manner so that all applicable provisions under this Policy comply with the Listing Standard.

**II. STATEMENT OF POLICY**

The Company shall recover reasonably promptly the amount of erroneously awarded Incentive-Based Compensation in the event that the Company is required to prepare an accounting restatement due to the material noncompliance of the Company with any financial reporting requirement under the securities laws, including any required accounting restatement to correct an error in previously issued financial statements that is material to the previously issued financial statements, or that would result in a material misstatement if the error were corrected in the current period or left uncorrected in the current period (a “Restatement”).

The Company shall recover erroneously awarded Incentive-Based Compensation in compliance with this Policy except to the extent provided under the section entitled “V. Exceptions” herein.

**III. SCOPE OF POLICY**

**A. *Persons Covered and Recovery Period.*** This Policy applies to all Incentive-Based Compensation received by an Executive Officer:

- a. after beginning service as an Executive Officer,
  - b. who served as an Executive Officer at any time during the performance period for that Incentive-Based Compensation,
  - c. while the Company has a class of securities listed on Nasdaq, and
  - d. during the three completed fiscal years immediately preceding the date that the Company is required to prepare a Restatement (the “Recovery Period”).
-

Notwithstanding this look-back requirement, the Company is only required to apply this Policy to Incentive-Based Compensation received on or after October 2, 2023.

For purposes of this Policy, Incentive-Based Compensation shall be deemed “received” in the Company’s fiscal period during which the Financial Reporting Measure (as defined herein) specified in the Incentive-Based Compensation award is attained, even if the payment or grant of the Incentive-Based Compensation occurs after the end of that period.

**B. Transition Period.** In addition to the Recovery Period, this Policy applies to any transition period (that results from a change in the Company’s fiscal year) within or immediately following the Recovery Period (a “Transition Period”), provided that a Transition Period between the last day of the Company’s previous fiscal year end and the first day of the Company’s new fiscal year that comprises a period of nine to 12 months will be deemed a completed fiscal year. For clarity, the Company’s obligation to recover erroneously awarded Incentive-Based Compensation under this Policy is not dependent on if or when a Restatement is filed.

**C. Determining Recovery Period.** For purposes of determining the relevant Recovery Period, the date that the Company is required to prepare the Restatement is the earlier to occur of:

- a. the date the board of directors of the Company (the “Board”), a committee of the Board, or the officer or officers of the Company authorized to take such action if Board action is not required, concludes, or reasonably should have concluded, that the Company is required to prepare a Restatement, and
- b. the date a court, regulator, or other legally authorized body directs the Company to prepare a Restatement.

#### IV. AMOUNT SUBJECT TO RECOVERY

**A. Recoverable Amount.** The amount of Incentive-Based Compensation subject to this Policy is the amount of Incentive-Based Compensation received that exceeds the amount of Incentive-Based Compensation that otherwise would have been received had it been determined based on the restated amounts, computed without regard to any taxes paid.

**B. Covered Compensation Based on Stock Price or TSR.** For Incentive-Based Compensation based on stock price or total shareholder return (“TSR”), where the amount of erroneously awarded Incentive-Based Compensation is not subject to mathematical recalculation directly from the information in a Restatement, the recoverable amount shall be based on a reasonable estimate of the effect of the Restatement on the stock price or TSR upon which the Incentive-Based Compensation was received. In such event, the Company shall maintain documentation of the determination of that reasonable estimate and provide such documentation to Nasdaq.

#### V. EXCEPTIONS

The Company shall recover erroneously awarded Incentive-Based Compensation in compliance with this Policy except to the extent that the conditions set out below are met

---

and the Company's Compensation Committee has made a determination that recovery would be impracticable:

**A. Direct Expense Exceeds Recoverable Amount.** The direct expense paid to a third party to assist in enforcing this Policy would exceed the amount to be recovered; provided, however, that before concluding it would be impracticable to recover any amount of erroneously awarded Incentive-Based Compensation based on expense of enforcement, the Company shall make a reasonable attempt to recover such erroneously awarded Incentive-Based Compensation, document such reasonable attempt(s) to recover, and provide that documentation to Nasdaq.

**B. Recovery from Certain Tax-Qualified Retirement Plans.** Recovery would likely cause an otherwise tax-qualified retirement plan, under which benefits are broadly available to employees of the Company, to fail to meet the requirements of 26 U.S.C. 401(a)(13) or 26 U.S.C. 411(a) and regulations thereunder.

#### VI. PROHIBITION AGAINST INDEMNIFICATION

The Company shall not indemnify any Executive Officer or former Executive Officer against the loss of erroneously awarded Incentive-Based Compensation.

#### VII. DISCLOSURE

The Company shall file all disclosures with respect to recoveries under this Policy in accordance with the requirements of the U.S. Federal securities laws, including the disclosure required by the applicable Securities and Exchange Commission ("SEC") filings.

#### VIII. DEFINITIONS

Unless the context otherwise requires, the following definitions apply for purposes of this Policy:

"Executive Officer" means the Company's president, principal financial officer, principal accounting officer (or if there is no such accounting officer, the controller), any vice-president of the Company in charge of a principal business unit, division, or function (such as sales, administration, or finance), any other officer who performs a policy-making function, or any other person who performs similar policymaking functions for the Company. Executive officers of the Company's subsidiaries are deemed Executive Officers of the Company if they perform such policy making functions for the Company. Policy-making function is not intended to include policymaking functions that are not significant. Identification of an Executive Officer for purposes of this Policy would include at a minimum executive officers identified pursuant to 17 CFR 229.401(b).

"Financial Reporting Measures" means any of the following: (i) measures that are determined and presented in accordance with the accounting principles used in preparing the Company's financial statements, and any measures that are derived wholly or in part from such measures, (ii) stock price and (iii) TSR. A Financial Reporting Measure need not be presented within the Company's financial statements or included in a filing with the SEC.

---



“Incentive-Based Compensation” means any compensation that is granted, earned, or vested based wholly or in part upon the attainment of a Financial Reporting Measure.

**IX. EFFECTIVENESS**

This Policy shall be effective as of December 1, 2023. This Policy supersedes any previous policy of the Company concerning the recovery of excess Incentive-Based Compensation earned by current or former Executive Officers in the event of a required Restatement.