

Annual report

For the year ended 30 June 2024

Nyrada Inc (ASX:NYR)

ABRN 625 401 818



**Improving Lives,
Offering Hope**

“Our lead brain injury program candidate, NYR-BI03, is targeting a very large and growing market. There are no current FDA-approved therapies for TBI which is experienced by over 70 million people worldwide each year. The estimated annual healthcare cost of non-fatal TBIs is over US\$40 billion in the US alone.”

For personal use only



Contents

Nyrada overview	4
Corporate directory	5
Chair's letter	6
CEO report	9
Directors' report	13
Auditor's independence declaration	35
Independent Auditor's Report	36
Consolidated statement of profit or loss and other comprehensive income	41
Consolidated statement of financial position	42
Consolidated statement of changes in equity	43
Consolidated statement of cash flows	44
Notes to the consolidated financial statements	45
Consolidated entity disclosure statement	60
Directors' declaration	61
Shareholder information	62

Nyrada Overview

For personal use only

Our vision

To become a high growth pharmaceutical discovery and development company specialising in early-stage drug development of novel treatments.



Our strategy

To develop treatments for diseases where there is an unmet clinical need, or where current treatments are suboptimal, and to monetise the value of these treatments through advancing highly optimised drug candidates towards out-licensing.



Lead program

NYR-BI03, is a Transient Receptor Potential Cation (TRPC) ion channel blocker. It is a novel mechanism of action designed to act as a neuroprotective treatment for stroke and traumatic brain injury (TBI) sufferers.



Corporate Directory

Board of Directors	<p>John Moore (Non-Executive Chair) Rüdiger Weseloh (Non-Executive Director) Marcus Frampton (Non-Executive Director) Christopher Cox (Non-Executive Director) Ian Dixon (Non-Executive Director) Gisela Mautner (Non-Executive Director)</p>
Company secretary	David Franks
Registered office in Australia and principal place of business	<p>Suite 2, Level 3 828 Pacific Highway Gordon, NSW 2072 Australia</p> <p>Tel: +61 2 9498 3390</p>
Registered office in place of incorporation	<p>1209 Orange Street Wilmington, Delaware 19801 United States of America</p>
Share/CDI registry	<p>Automic Pty Ltd Level 5, 126 Phillip Street Sydney, NSW 2000 Australia</p>
Auditor	<p>William Buck Audit (Vic) Pty Ltd Level 20, 181 William Street Melbourne, VIC 3000 Australia</p>
Stock exchange listing	<p>Nyrada Inc. instruments registered for trade on the Australian Securities Exchange are CHESS Depository Interests (CDIs). One CDI is equivalent to one Share, being Class A Common Stock.</p>
ASX code	NYR
Website	www.nyrada.com

Chair's Letter



Dear Fellow Stockholders,

On behalf of the Nyrada Board of Directors, it gives me great pleasure to present our Annual Report for the 2024 Financial Year. I am delighted to share details of our Company's progress.

A New Era of Disease Targeting, Drug Discovery and Development

Nyrada is dedicated to drug discovery and development, both of which are essential components of modern medicine and play a critical role in improving global health outcomes. The process of drug discovery involves identifying potential therapeutic compounds that can target specific diseases or conditions, followed by a rigorous development phase to refine these compounds into safe and effective drugs.

This pathway is crucial for addressing unmet medical needs and providing new treatment options for diseases that currently lack effective therapies. It is fundamental to advancing our understanding of disease mechanisms, leading to the development of targeted therapies that offer more precise and effective treatments with fewer side effects.

Over the past three decades, a deeper understanding of disease mechanisms has emerged. With this understanding, there have been corresponding advances in molecular biology to treat these disease pathways. For example, dramatically improved patient outcomes have resulted from drugs like Keytruda® and Opdivo®, which act as PD-1 inhibitors, and from Ozempic® and Mounjaro®, which are GLP-1 receptor agonists.

Identifying drugs that effectively act on target pathways has led to near-miraculous health benefits for patients and significant wealth creation for investors.

Nyrada's Transient Receptor Potential Cation Channel Innovation

Nyrada is the first company that we are aware of that is using a Transient Receptor Potential Cation (TRPC) channel-blocking therapy to target secondary brain injury.

Nyrada is developing a small molecule drug that leverages new biomedical discoveries through pioneering TRPC channel-blocking therapies. Our lead drug, NYR-BI03, acts as a neuroprotective agent for traumatic brain injury (TBI) and stroke by seeking to block TRPC channels 3, 6, and 7. Immediately following the primary brain injury, these channels allow toxic levels of calcium to enter neurons, a process referred to as "excitotoxicity", leading to cell death and secondary brain injury that adversely affects outcomes for the patient.

"Notably, TRPC channel-blocking therapy is not limited to neurological conditions. Other researchers have published promising data related to other therapeutic areas where TRPC channels play an important role, including cardio and pulmonary diseases, autoimmune disorders, and cancer"

Nyrada's TRPC channel-blocking technology originated from the work of UNSW Sydney Prof. Gary Housley (Chair of Nyrada's scientific advisory board) and Dr. Jasneet Parmar (Nyrada's neuroscientist). Over the past ten years, Prof. Housley and Dr. Parmar have diligently developed key insights into TRPC channel inhibitors and their neurological implications. Their work included significant research on TRPC channels using mouse knockout models, focusing on how TRPC channels 3, 6, and 7 play a critical role in calcium dysregulation in neurons and glial cells.

Prof. Housley's and Dr. Parmar's research has shown that blocking these channels can mitigate excitotoxicity and reduce brain injury expansion, signalling their potential as therapeutic targets for neuroprotection.

Notably, TRPC channel-blocking therapy is not limited to neurological conditions. Other researchers have published promising data related to other therapeutic areas where TRPC channels play an important role, including cardio and pulmonary diseases, autoimmune disorders, and cancer.

Nyrada's Novel Neuroprotection Drug

As part of Nyrada's development process, our scientific team developed a broad portfolio of drug candidates that proved effective in animal models. Ultimately, NYR-BI03 was selected as our lead candidate due to its safety profile and fit for our clinical path forward in neurological applications.

In February 2024, the Company reported the results from a preclinical stroke study that showed NYR-BI03 provided a statistically significant level of neuroprotection, rescuing 42% of brain injury in the penumbra region in treated animals. This was a significant result that paved the way for the Company to commence safety and tolerability studies on the path to a first-in-human Phase I clinical trial for NYR-BI03.

We are very excited about these safety and tolerability studies because if we can prove NYR-BI03 is safe in humans, we then progress to Phase II studies and test for efficacy, with the potential to expand our pipeline to other TRPC-related diseases where there is unmet or underserved clinical need.

Targeting Large Unserved Market

NYR-BI03 is targeting a very large and growing market in both TBI and stroke. There are no current FDA-approved therapies for TBI, which is experienced by over 70 million¹ people worldwide each year. The estimated annual healthcare cost of non-fatal TBIs is over US\$40 billion² in the US alone. Approximately 15 million³ people globally suffer strokes, of whom 5 million are left permanently disabled.

A recent inflection has been the massive investment in the US in clinical trial infrastructure to support the assessment of drugs like ours. The Track TBI Network is a research initiative focused on improving the understanding, diagnosis, and treatment of TBI. It spans 18 Level I Trauma Centres across the US and seeks to facilitate the conduct of TBI clinical trials.

1. <https://pubmed.ncbi.nlm.nih.gov/33947273/>

2. <https://www.ncbi.nlm.nih.gov/pmc/articles/PMC8026675/>

3. <https://www.emro.who.int/health-topics/stroke-cerebrovascular-accident/index.html>

Looking Forward and Conclusion

We remain well-placed to achieve our goals.

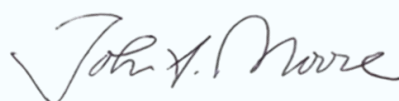
Nyrada's operating environment continues to be one of the best places in the world for cost-effective drug development. Australia boasts a strong and stable legal environment, produces gifted and talented scientists from a world-class university system, and benefits from a supportive governmental research and development rebate scheme. We are also excited to be collaborating with the largest potential customer in the world, the US military, in developing our drug therapy. Collectively, we strive to continue to deliver significant progress.

I take this opportunity to thank my fellow Non-Executive Directors for their diligence and focus, our CEO James Bonnar for his leadership of the Company, and the Nyrada team for their efforts and insights. To my fellow stockholders, I thank you again for your ongoing support and your confidence in our efforts to reach our goals.

As we move forward, we remain dedicated to delivering on our commitments. We eagerly anticipate sharing more updates and successes with you in the coming months.

Together, we can turn opportunities into reality, discovery into therapies, and innovation into shareholder value.

Warm regards,



John Moore
Non-Executive Chair

“There are no current FDA-approved therapies for TBI, which is experienced by over 70 million people worldwide each year. The estimated annual healthcare cost of non-fatal TBIs is over US\$40 billion in the US alone.”

For personal use only

CEO Report



Dear Fellow Stockholders,

It is my pleasure again to provide you with this update on Nyrada's results and operations for the 2024 financial year. On behalf of the Board, I wish to thank you all for your ongoing support.

Nyrada is a biotechnology company that specialises in developing novel therapeutic drugs for diseases where there is a significant unmet clinical need or where current treatments are inadequate.

The Company's main focus this year has been on our Brain Injury Program, where we are seeking to advance our first-in-class drug, NYR-BI03, into a human volunteer Phase I clinical trial. We expect this Phase I trial to commence before the conclusion of this calendar year.

Brain Injury Program

Novel Mechanism of Action

Nyrada's lead Brain Injury Program candidate, NYR-BI03, is a Transient Receptor Potential Cation (TRPC) ion channel blocker. It is a novel mechanism of action designed to act as a neuroprotective treatment for stroke and traumatic brain injury (TBI) sufferers.

TRPC channels are a group of ion channels located in the cellular membranes of human cells, involved in various physiological processes that influence cell function. They play an important role in various diseases, including neurological disorders, where they impact neuronal health and function mainly through their role in regulating calcium and sodium ion flow into neurons.

Blocking TRPC channels can reduce calcium overload in neurons, which is a common feature of neuronal injury in stroke and TBI. By preventing excessive calcium influx, TRPC blockers can protect neurons from cell death and reduce the extent of brain damage.

NYR-BI03 is specifically designed to block TRPC 3/6/7 channels which play crucial roles in calcium signalling and are involved in a wide range of physiological and pathological processes.

In February 2024, Nyrada completed a preclinical stroke study to assess the efficacy of NYR-BI03. The study produced a strong signal of neuroprotective efficacy and was well tolerated.

MRI brain imaging showed statistically significant neuroprotection (p-value 0.021) was achieved when animals received the NYR-BI03 treatment. On average, NYR-BI03 therapy rescued 42% of the brain injury in the penumbra region seen in animals receiving vehicle.

All animals in the study survived the (induced) ischemic brain injury and drug treatment with no drug-related adverse effects reported. This built upon NYR-BI03's good safety profile for continuous intravenous delivery in the sub-acute brain injury treatment interval.

"NYR-BI03 is specifically designed to block TRPC 3/6/7 channels which play crucial roles in calcium signalling and are involved in a wide range of physiological and pathological processes."

Good Laboratory Practice Safety Studies

In March 2024, Nyrada commenced Good Laboratory Practice (GLP) safety studies for NYR-BI03. GLP studies are a regulatory precursor to a first-in-human clinical trial with their purpose being to ensure safety before testing in humans.

Following the conclusion of the 2024 financial year, two of the requisite GLP studies were completed:

- AMES (Bacterial Reverse Mutation) evaluated the mutagenicity and predicted the genetic risks and potential carcinogenic effects of NYR-BI03.
- hERG (Human Ether-a-go-go-related Gene) evaluated the cardiovascular safety of NYR-BI03.

NYR-BI03 demonstrated requisite safety in these two (in vitro) studies. The remaining GLP safety studies are on track to be reported in the fourth quarter of the 2024 calendar year.

Walter Reed Army Institute of Research Study

Nyrada's collaborative TBI study with the Walter Reed Army Institute of Research (WRAIR) commenced early in the fourth quarter of the 2024 financial year.

This study assesses the efficacy of NYR-BI03 in a rodent model of penetrating TBI, which seeks to mimic the serious head injuries suffered by military service members. The degree to which NYR-BI03 provides neuroprotection following a penetrating TBI will be assessed and measured.

The study has progressed through the controlled injury phase with all MRI images and associated analysis to be conducted at UNSW Sydney. The MRI imaging is underway and statistical analysis to follow, with study results now expected to be available in 1QCY2025.

Phase I Clinical Trial

Subject to the successful completion of GLP studies, Nyrada remains on track to commence its first-in-human Phase I clinical trial for NYR-BI03 late in this calendar year. This study will assess the safety and tolerability of the drug in healthy human volunteers and will seek to confirm the safe dose range to take forward into subsequent clinical trials.

The design and budget for this Phase I trial is subject to final GLP study results and is thus still being finalised. However, design and cost will be moderated by the study's conduct in Australia and with healthy human volunteers.

Rebion Strategic Partnership

In late June 2024, Nyrada signed a Strategic Partnership Agreement (SPA) with Boston-based medical device development company Rebion. Rebion uses Neural Performance Scanning technology to identify and monitor functional impairments in the brain stemming from disease or injury.

Through this SPA, Nyrada and Rebion intend to collaborate to advance therapies and outcomes for TBI sufferers. This includes joint research, conference presentations, and applications for non-dilutive funding grants.

A mid-term goal of the SPA is to conduct a joint study assessing the efficacy of Nyrada's brain injury therapy with Rebion's brain injury detection and monitoring capabilities; potentially as part of Nyrada's Phase II trial of NYR-BI03.

"Nyrada's collaborative TBI study with the Walter Reed Army Institute of Research commenced early in the fourth quarter of the 2024 financial year... with results now expected to be available in 1QCY2025."

For personal use only

Other Programs

The vast majority of Nyrada's resources are focused on the advancement of the Brain Injury Program including progressing NYR-BI03 into a Phase I clinical trial. However, in the background and at low cost, Nyrada continues to explore other opportunities. This includes options for the Cholesterol Lowering Program.

Nyrada maintains the view that a small molecule oral PCSK9 inhibitor is the optimal treatment for hypercholesterolemia, for which there is a significant growing addressable market driven by demographic, lifestyle, and dietary changes.

Corporate Activities

In March 2024, following the reporting of its Brain Injury Program preclinical stroke study, the Company raised \$1.75 million (before costs) of new equity capital. An additional \$0.21 million (before costs) was raised in June 2024 from Board members acquiring stock on the same terms as that for other shareholders (\$0.075 per CDI). Nyrada concluded the financial year with AU\$4.8 million in cash.

Nyrada continues to be disciplined in its capital allocation decisions including maintaining a lean operating model with the vast proportion of resources allocated towards research and development.

Conclusion

I would like to take this opportunity to extend my appreciation to the Nyrada Board for their ongoing expertise, support, and guidance. Their advice has been instrumental as we work together to execute our strategy, build a great company, improve human outcomes, and create value for our shareholders.

I also want to acknowledge the vital role of our Scientific Advisory Board, chaired by Scientia Professor Gary Housley. Their advice and counsel are invaluable. Additionally, I extend my gratitude to the Nyrada team for their diligence and tireless efforts.

As we enter the 2025 financial year the team is working hard ahead of our lead Brain Injury Program Candidate, NYR-BI03, entering the clinic. Coupled with the results of our preclinical TBI efficacy study being undertaken with WRAIR, we believe this will open a panoply of opportunities for the company.

I am excited for the future of Nyrada and look forward to updating you on our progress at the upcoming Annual General Meeting.



James Bonnar
Chief Executive Officer

For personal use only

“Subject to the successful completion of GLP studies, Nyrada remains on track to commence its first-in-human Phase I clinical trial for NYR-BI03 late in this calendar year.”

Directors' Report

The Directors present their report, together with the financial statements, on the Consolidated Entity (referred to hereafter as the 'Consolidated Entity') consisting of Nyrada Inc. (referred to hereafter as the 'Company' or 'Parent entity') and the entities it controlled at the end of, or during, the year ended 30 June 2024.

Directors

The following persons were directors of Nyrada Inc. during the whole of the financial year and up to the date of this report, unless otherwise stated:

John Moore	Non-Executive Chair
Rüdiger Weseloh	Non-Executive Director
Marcus Frampton	Non-Executive Director
Christopher Cox	Non-Executive Director
Ian Dixon	Non-Executive Director
Gisela Mautner	Non-Executive Director



John Moore

Non-Executive Chair, joined the Board in June 2019

John Moore is an experienced executive with a diverse background in leadership roles across various industries. He currently serves on the boards of two private companies and three public companies. Recently, John became a Director of Phase Holographic, a company specializing in live cell imaging systems for life science researchers. Phase Holographic's stock is traded on the Swedish Spotlight market and will soon be listed on the OTCQB market in the USA.

John will transition from his role as Chairman of Cormetech to being a shareholder and Director. He remains the Chairman of Scientific Industries (SCND-OTCQB), a producer of laboratory instruments for the life sciences industry, and Trialogics, a clinical trial informatics business.

John's prior experience includes serving as CEO of Acorn Energy from 2006 to 2015. During his tenure, the CoaLogix business was acquired for US\$11 million and later sold for US\$101 million. Additionally, the Comverge business was listed in the US before being sold to Constellation Energy. In 2002, John was a Partner and CEO of Edson Moore Healthcare Ventures, where he oversaw the acquisition of a portfolio of sixteen drug delivery investments from Elan Pharmaceuticals for US\$148 million.

John is a graduate of Rutgers University, US, and brings a wealth of experience and strategic insight to his current roles.

Interest in shares and options	1,691,756 shares 2,400,000 unlisted options
Special responsibilities	Chair of the Board. Member of Audit & Risk Committee Member of Remuneration & Nomination Committee
Directorship held in other listed entities (last 3 years)	N/A
Qualifications	John graduated from Rutgers University with a Bachelor of Arts degree in History.



Christopher Cox
Non-Executive Director, joined the Board in November 2019

Christopher Cox is a Co-Founder and has been a Managing Partner of Population Health Partners since April 2020. Additionally, Chris is a retired Partner of Cadwalader, Wickersham & Taft LLP (New York) a position he held from January 2012. He remains a Senior Attorney of the firm.

Previously the Chairman of Cadwalader’s Corporate Department and a member of its Management Committee, Chris advised clients on a wide array of corporate and financial matters, including mergers and acquisitions and restructurings, spin-offs, joint ventures, IP monetisation’s and other complex financing transactions. From February 2016 to March 2019, Chris was seconded to The Medicines Company, a global biopharmaceutical company, where he served as Executive Vice President and Chief Corporate Development Officer and was responsible for business development and strategy. Before January 2012, Chris was a partner at Cahill Gordon & Reindel LLP in New York.

Chris also serves as the Chief Executive Officer of Symphony Capital Holdings, LLC, a private investment holding company with interests in biotechnology, network security and entertainment.

Interest in shares and options	1,425,000 shares 1,200,000 unlisted options
Special responsibilities	Chair of Remuneration & Nomination Committee
Directorship held in other listed entities (last 3 years)	N/A



Marcus Frampton
Non-Executive Director, joined the Board in June 2019

Marcus Frampton currently serves as the Chief Investment Officer of the Alaska Permanent Fund Corporation (APFC), the US\$80 billion sovereign wealth fund for the State of Alaska. Marcus manages the investment team at APFC and leads all investment decisions related to APFC’s investment portfolio within the guidelines established by APFC’s Board of Trustees. Before joining the APFC in 2012, Marcus held positions ranging from Investment Banking Analyst & Associate at Lehman Brothers (2002-2005), to private equity investing at PCG Capital Partners (2005-2010), and acted as an executive of a private equity-backed portfolio company at LPL Financial (2010-2012).

Interest in shares and options	1,178,408 shares 1,200,000 unlisted options
Special responsibilities	Chair of Audit & Risk Committee
Directorship held in other listed entities (last 3 years)	N/A
Qualifications	Marcus graduated from UCLA with a Bachelor’s degree in Business-Economics and a Minor in Accounting.

For personal use only



Rüdiger Weseloh Ph.D.

Non-Executive Director, joined the Board in June 2019

Rüdiger Weseloh is an Executive Director of Business Development at EMD Serono, Inc, Rockland, MA, USA., where over a period of 18 years he has led more than 80 transactions for the health care division of its parent company Merck KGaA, Darmstadt, Germany. Completed deals across the drug development value chain were in the fields of Oncology, Rheumatology, Neurodegenerative diseases, and Fertility. Before joining Merck KGaA, Rüdiger spent 5 years as a Biotech/Pharma Equity Analyst, at Gontard & Metallbank AG, Frankfurt, and Sal. Oppenheim, Cologne/Frankfurt, as well as 3 years as a Postdoc at the Max-Planck-Institute for Experimental Medicine in Goettingen. Rüdiger also served 5 years on the Supervisory Board of Cytotools AG, Freiburg, Germany.

Interest in shares and options	366,666 shares 1,200,000 unlisted options
Special responsibilities	N/A
Directorship held in other listed entities (last 3 years)	N/A
Qualifications	Rüdiger has a university diploma in Biochemistry from the University of Hannover and a PhD in Molecular Neurobiology, obtained at the Center for Molecular Neurobiology in Hamburg.



Ian Dixon Ph.D.

Non-Executive Director, joined the Board in September 2020.

Dr Dixon has a PhD in biomedical engineering from Monash University, an MBA from Swinburne University and professional engineering qualifications.

Dr Dixon brings to the Board an extensive technical and entrepreneurial background in founding, building and running technology-based companies, in recognising the potential commercial value of early-stage drug development, and in understanding the challenges involved in drug development.

In 2011, Dr Dixon co-founded Cynata Inc, now a subsidiary of ASX-listed Cynata Therapeutics Ltd (ASX:CYP), a company progressing the commercialisation what has become the Cymerus stem cell therapy to treat various medical conditions including osteoarthritis, ARDS and critical limb ischemia. Also a founder and prior managing director of genetic medicines company Exopharm Ltd (ASX:EX1) in 2013.

Interest in shares and options	10,380,699 shares 5,999,400 Performance Shares 1,800,000 unlisted options
Special responsibilities	Member of Audit & Risk Committee Member of Remuneration & Nomination Committee
Directorship held in other listed entities (last 3 years)	Exopharm Limited (ASX:EX1) – resigned on 1 May 2024; Medigard Limited (ASX:MGZ) – resigned on 16 April 2021; and Noxopharm Limited (ASX:NOX) – resigned on 31 August 2020
Qualifications	PhD in biomedical engineering, MBA and a Bachelor of Engineering



Gisela Mautner MD-PhD, MPH, MBA, GAICD
Non-executive Director, joined the Board 1 August 2022

Gisela is an international business leader with significant experience developing and launching new pharmaceutical products and delivering successful corporate strategies in highly competitive global markets. She is currently the CEO and Managing Director of Noxopharm Ltd (ASX:NOX).

Gisela has held senior positions with Amgen, Bayer, Siemens Medical Solutions and Merck/MSD generating successful commercial and scientific outcomes. She has strong global pharmaceutical industry networks and served as President, Vice-President and Treasurer of the Australian Pharmaceutical Physicians Association (APPA; now MAPA) for many years with serving until recently as Past-President. She is also the Australian delegate for the International Federation of Associations of Pharmaceutical Physicians (IFAPP), which connects the pharmaceutical industry globally.

Gisela holds various Board roles, as Executive Director of Noxopharm, and Non-executive Director of Nyrada Inc. and a not-for-profit sports organization. Recently, she was appointed as Chair of the Biotechnology Committee of BIO NSW, a Not-for-Profit body to promote Life Sciences across NSW and to serve on a Policy Taskforce of AusBiotech Ltd.

Interest in shares and options	1,800,000 unlisted options
Special responsibilities	N/A
Directorship held in other listed entities (last 3 years)	Noxopharm Limited (ASX:NOX) - current
Qualifications	Gisela holds an MD from the Technical University of Munich, a PhD from the Ludwig Maximilian University, an MPH from Harvard University and an MBA from Northwestern University Chicago. She is also a Graduate of the Australian Institute of Company Directors (GAICD).

Company Secretary – David Franks

David is a Chartered Accountant, Fellow of the Financial Services Institute of Australia, Fellow of the Governance Institute of Australia, Justice of the Peace, Registered Tax Agent and holds a Bachelor of Economics (Finance and Accounting) from Macquarie University. With over 25 years in finance and governance (including company secretarial and corporate finance), David has been CFO, company secretary and director for numerous ASX listed and unlisted public and private companies, in a range of industries covering energy retailing, software as a service, transport, financial services, oil and gas / mineral exploration, technology, automotive, software development, wholesale distributions, retail, biotechnology and healthcare. He has acted in these capacities for Top 200 to small-cap companies listed on ASX, including for companies with OTC listings.

David is also the Company Secretary of Noxopharm Limited. David was also a Non-Executive Director of Jcurve Solutions Limited (ASX:JCS) from 2014 to 2021 and a Director, Principal and shareholder of Automic Group Pty Ltd, a service provider to the Company.

Principal activities

Nyrada is a drug discovery and development company specializing in novel small molecule drugs to treat neurological and cardiovascular diseases. The Company has two main programs, each targeting market sectors of significant size and considerable unmet clinical need. These are a drug to treat brain injury, specifically traumatic brain injury and stroke, and a cholesterol lowering drug.

Nyrada is a Company incorporated in the state of Delaware, US and is listed on the Australian Securities Exchange (ASX: NYR).

For personal use only

Significant changes in the state of affairs

There were no significant changes in the state of affairs of the Consolidated Entity during the financial year.

Financial results

The loss for the Consolidated Entity after providing for income tax amounted to \$1,391,309 (30 June 2023: \$7,781,692).

The year ended 30 June 2024 operating results included the following:

- Research and Development Tax Incentive refund of \$994,600 relating to the accrued FY2024 refund (2023: \$1,309,407 relating to the accrued FY2023 refund).
- Research and development costs of \$2,030,502 (FY2023: \$6,411,264);
- Corporate and administration expenses of \$577,842 (FY2023: \$641,117);
- Share based payment expense of \$358,074 (FY2023: \$541,214);
- Professional services expense of \$477,948 (FY2023: \$409,523); and
- Employee benefits expense of \$1,127,500 (FY2023: \$1,100,136)

The cash position as at 30 June 2024 was \$4,769,374 (30 June 2023: \$3,708,761).

Review of operations

During the financial year ending 30 June 2024, Nyrada made significant progress in advancing its Brain Injury Program. The Company's brain injury candidate is a Transient Receptor Potential Canonical (TRPC) channel-blocking neuroprotectant drug designed to reduce the impact of secondary brain injury in patients following a stroke or traumatic brain injury.

Work was also completed on the Company's Cholesterol Lowering Program which is an oral Proprotein Convertase Subtilisin/Kexin Type 9 (PCSK9) inhibitor drug aimed at managing high blood LDL-cholesterol levels.

Brain Injury Program

Novel Mechanism of Action

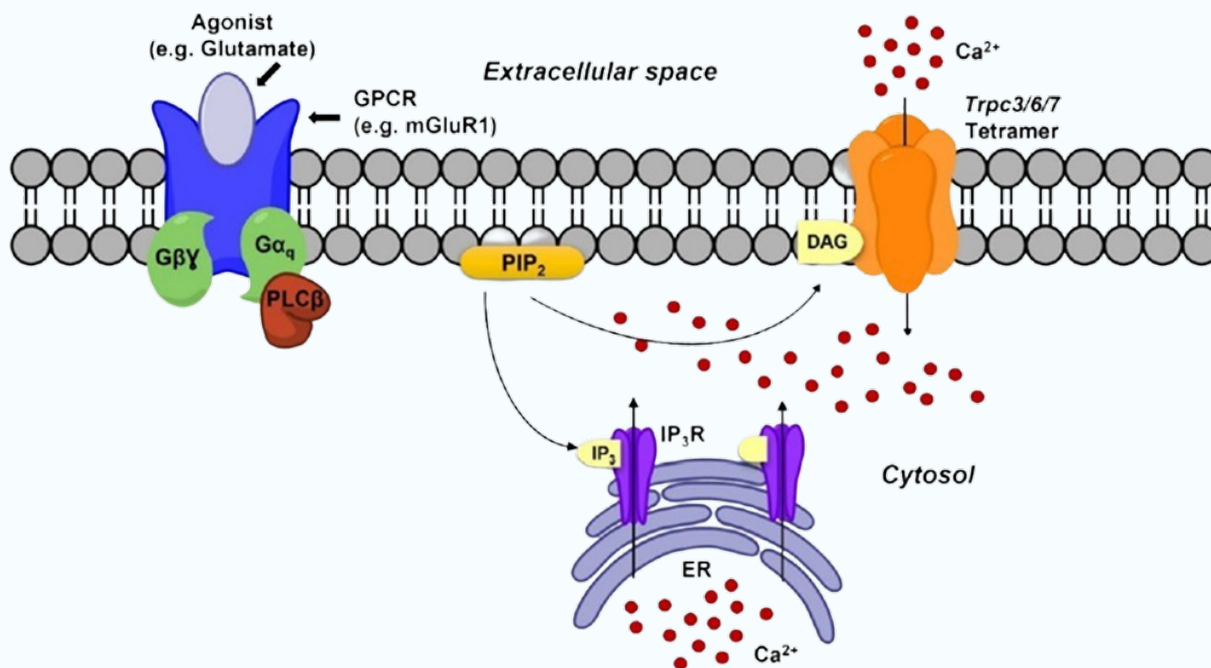
Nyrada's lead Brain Injury Program candidate, NYR-BI03, is a TRPC ion channel blocker. It is a novel mechanism of action designed to act as a neuroprotective treatment for stroke and traumatic brain injury (TBI) patients.

TRPC channels are a group of ion channels located in the cellular membranes of human cells and are involved in various physiological processes that influence cell function. TRPC channels play roles in sensing environmental changes, cell signalling, and maintaining cellular homeostasis.

TRPC channels play an important role in various diseases, including neurological disorders, where they impact neuronal health and function mainly through their role in regulating calcium and sodium ion flow into neurons. These channels are activated by various stimuli, including mechanical stress, receptor activation, and changes in intracellular calcium levels.

TRPC channels can influence neuronal excitability, neurotransmitter release, and gene expression, all of which are crucial for normal brain function.

Blocking TRPC channels can reduce calcium overload in neurons, which is a common feature of neuronal injury in stroke and TBI. By preventing excessive calcium influx, TRPC blockers can protect neurons from cell death and reduce the extent of brain damage.



Source: Parmar et. al. 2023 Translational Stroke Research

Nyrada's NYR-BI03 is specifically designed to block TRPC 3/6/7 channels which play crucial roles in calcium signalling and are involved in a wide range of physiological and pathological processes.

Dr. Parmar also presented on Nyrada's brain injury program at the US Military Health System Research Symposium in mid-August 2023.

- TRPC3 channels play a role in various physiological functions, including vascular smooth muscle contraction, neuronal growth, and immune responses.
- TRPC6 channels are essential for the regulation of vascular tone, kidney function, and various cellular processes.
- TRPC7 are known to participate in calcium entry and signalling pathways.

Preclinical Stroke Study

During the financial year, Nyrada conducted a preclinical study to evaluate the efficacy of its lead Brain Injury Program candidate NYR-BI03 in preventing secondary brain injury following a stroke. The study reported a significant neuroprotective signal, providing strong evidence of potential efficacy.

NYR-BI03 is a first-in-class therapy with a novel mechanism of action designed to selectively block TRPC ion channels, which are over-activated during brain trauma, causing calcium overload and brain cell death. Currently, there are no FDA-approved drugs for the treatment of secondary brain injury.

In collaboration with UNSW Sydney, the study induced a focal ischemic stroke using a photothrombotic model in test animals. 16 test animals were treated with either NYR-BI03 or a vehicle 30 minutes post-injury, with treatment administered for 72 hours via continuous intravenous infusion.

Magnetic Resonance Imaging (MRI) was used to quantify the resulting brain injury in both drug-treated and vehicle-treated animals, focusing on the penumbra region, which NYR-BI03 targets.

MRI results showed a statistically significant neuroprotection (p-value 0.0213), with NYR-BI03 therapy rescuing an average of 42% of brain injury in the penumbra region. All animals survived the brain injury and treatment without any drug-related adverse effects.

Preclinical Traumatic Brain Injury Study

Later in the financial year, Nyrada commenced a collaborative TBI study with its collaborative partners, the Walter Reed Army Institute of Research (WRAIR) and UNSW. This study evaluates the efficacy of NYR-BI03 in a rodent model of penetrating TBI, a proprietary model of WRAIR that simulates serious head injuries sustained by military service members.

The study assesses the neuroprotective effects of NYR-BI03 following a penetrating TBI.

Preclinical Safety Study

Nyrada began Good Laboratory Practice (GLP) studies to assess the safety of NYR-BI03 in two animal species. Successful completion of these GLP studies is required before initiating a first-in-human Phase I clinical trial, scheduled for the quarter ending December 2024.

In July 2024, Nyrada reported on the first tranche of GLP studies, demonstrating NYR-BI03's safety in two in vitro tests:

- AMES (Bacterial Reverse Mutation) Test: Evaluated the mutagenicity and predicted genetic risks and potential carcinogenic effects of NYR-BI03.
- hERG (Human Ether-a-go-go-related Gene) Test: Assessed the cardiovascular safety of NYR-BI03.

The remaining GLP studies are ongoing and expected to be concluded soon, with results analysed and reported early in the quarter ending December 2024.

Upon satisfactory completion of all GLP studies, Nyrada will submit a Human Research Ethics Application, aiming to commence the Phase I clinical trial in December 2024.

Rebion Strategic Partnership

In June, Nyrada was pleased to sign a Strategic Partnership Agreement with Boston-based medical device company Rebion, which uses Neural Performance Scanning technology to identify and monitor functional impairments in the brain stemming from disease or injury. This partnership focuses on advancing therapies and outcomes for TBI sufferers, including joint research, conference presentations, and applications for non-dilutive funding grants.

Cholesterol Lowering Program

Early on in the 2024 financial year, Nyrada decided to not advance its cholesterol-lowering PCSK9 inhibitor drug NYX-1492 into clinical development following GLP study results.

Low-cost background work continued throughout the year to explore development options for an effective and commercially viable PCSK9 inhibitor. These low-cost background works are ongoing.

Nyrada continues to believe an oral small molecule PCSK9 inhibitor is an optimal approach for managing hypercholesterolemia, recognising its significant market potential.

Financial summary

Throughout the year, Nyrada maintained lean corporate operations, prioritising capital allocation towards research and development activities. Over 46% of net operating cash flow outflows were devoted to R&D.

During the year, Nyrada raised a total of \$1,965,000 equity capital (before costs), including \$1,755,000 from new and existing professional and sophisticated investors, and \$210,000 from board directors.

In FY2024 the Company received a R&D tax incentive refund greater than the amount accrued by \$2,232,325 for the period ending 30 June 2023, resulting in an increase in revenue.

Consistent with prior years, the Company intends to lodge a claim under the Commonwealth Government's Research and Development Tax Incentive scheme for research conducted in the 2024 financial year. It is estimated that Nyrada is eligible for a refund of \$994,600, though the exact amount is uncertain. Any benefit received is expected in early the quarter ending December 2024.

Financial position

	2024	2023
	\$	\$
Cash and cash equivalents	4,769,374	3,708,761
Net assets / total equity	5,051,630	4,258,438
Contributed equity	26,841,743	25,320,332
Accumulated losses	(27,190,133)	(27,216,732)

The Directors believe the Consolidated Entity is in a strong and stable financial position to expand its current operations.

Liquidity and capital resources

Nyrada ended the financial year with cash of \$4,769,374 and anticipates receiving an Research and Development tax incentive refund of \$994,600 for FY2024 following 30 June 2024, thus further boosting capital resources.

Matters subsequent to the end of the financial year

No matter or circumstance has arisen since 30 June 2024 that has significantly affected, or may significantly affect the Consolidated Entity's operations, the results of those operations, or the Consolidated Entity's state of affairs in future financial years.

Future developments, prospects, and business strategies

Disclosure of information regarding likely developments in the operations of the Company in future financial years and the expected results of those operations is likely to result in unreasonable prejudice to the Company. Information on future developments, prospects, and business strategies have only been referred to in the Chair's Letter and CEO Report. For further information on the Company's business strategies and material risks, refer also to the Prospectus which is available on the Company website or ASX Announcements.

Environmental regulation

The Consolidated Entity is not subject to any significant environmental regulation under Australian Commonwealth or State law.

Directors' shareholdings

In this section, reference is made to Share ownership. The instruments registered for trade on the Australian Securities Exchange are CHES Depository Interests (CDIs). One CDI is equivalent to one Share, being Class A Common Stock. The following table sets out each director's relevant interest in shares, debentures, and rights or options in shares or Directors of the Company or a related body corporate as at the date of this report:

	Share Number	Options Number	Performance Shares
John Moore	1,691,756	2,400,000	-
Rüdiger Weseloh	366,666	1,200,000	-
Marcus Frampton	1,178,408	1,200,000	-
Christopher Cox	1,425,000	1,200,000	-
Ian Dixon	10,380,699	1,800,000	5,999,400
Gisela Mautner	-	1,800,000	-

Unissued Common Stock

Details of unissued Common Stock, interests under option, and performance shares as at the date of this report are as follows:

Type of Security	Number	Exercise price	Expiry date
Performance shares	18,000,000	N/A ¹	25/11/2024
Unlisted options	4,000,000	0.22	16/01/2025
Unlisted options	4,000,000	TBC ²	5 years from the vesting date
Unlisted options	5,000,000	TBC ²	5 years from the vesting date
Unlisted options	5,000,000	TBC ²	5 years from the vesting date
Unlisted options	3,600,000	TBC ³	25/11/2024
Unlisted options	3,600,000	TBC ³	25/11/2025
Unlisted options	900,000	TBC ³	3 years from the vesting date
Unlisted options	4,000,000	0.40	29/06/2026
Unlisted options	2,000,000	0.60	29/06/2026
Unlisted options	2,000,000	0.90	29/06/2026
Unlisted options	1,200,000	TBC ³	3 years from the vesting date
Unlisted options	600,000	TBC ³	18/01/2025
Unlisted options	600,000	TBC ³	18/01/2026
Unlisted options	600,000	TBC ³	18/01/2027
Unlisted options	5,000,000	0.14	30/06/2027

¹ Performance shares convert when specified milestones are achieved, these milestones are outlined in note 9 of the financial statements.

² The exercise price is the higher of

- 100% of the Fair Market Value (as defined in the Company's Stock Incentive Plan) of the Shares on the date that Option is granted; and
- an amount equal to 110% of the volume-weighted average price of the CDIs for the period of 10 trading days immediately prior to the date on which that Option vests.

³ The exercise price is the higher of

- 100% of the Fair Market Value (as defined in the Company's Stock Incentive Plan) of the Shares on the date that Option is granted; and
- an amount equal to 120% of the volume-weighted average price of the CDIs for the period of 10 trading days immediately prior to the date on which that Option vests.

The holders of these options and performance shares do not have the right to participate in any share issue or interest issue of the Company or of any other body corporate or registered scheme.

Dividends

There were no dividends paid, recommended, or declared during the current or previous financial year.

Indemnity and insurance of officers

As permitted under Delaware law, Nyrada indemnifies its Directors and certain officers and is permitted to indemnify employees for certain events or occurrences that happen by reason of their relationship with, or position held at, Nyrada. The Company's Certificate of Incorporation and Bylaws provide for the indemnification of its Directors, officers, employees and other agents to the maximum extent permitted by the Delaware General Corporation Law.

Nyrada has entered into indemnification agreements with its Directors and certain officers to this effect, including the advancement of expenses incurred in legal proceedings to which the Director or officer was, or is threatened to be made, a party by reason of the fact that such Director or officer is or was a Director, officer, employee or agent of Nyrada, provided that such a Director or officer acted in good faith and in a manner that the Director or officer reasonably believed to be in, or not opposed to, the Company's best interests. At present, there is no pending litigation or proceedings involving a Director or officer for which indemnification is sought, nor is the Company aware of any threatened litigation that may result in claims for indemnification.

Nyrada maintains insurance policies that indemnify the Company's Directors and officers against various liabilities that might be incurred by any Director or officer in his or her capacity as such. The premium paid has not been disclosed as it is subject to confidentiality provisions under the insurance policy.

Indemnity and insurance of auditor

The Company has not, during or since the end of the financial year, indemnified or agreed to indemnify the auditor of the Company or any related entity against a liability incurred by the auditor.

During the financial year, the Company has not paid a premium in respect of a contract to insure the auditor of the Company or any related entity.

Meetings of Directors

The following table sets out the number of directors' meetings (including meetings of committees of Directors) held during the financial year and the number of meetings attended by each director (while they were a Director or committee member).

	Board of Directors		Audit & Risk Committee		Remuneration & Nomination Committee	
	Attended	Held	Attended	Held	Attended	Held
John Moore	6	6	2	2	1	1
Rüdiger Weseloh	6	6	-	-	-	-
Marcus Frampton	6	6	2	2	-	-
Christopher Cox	3	6	-	-	-	1
Ian Dixon	6	6	2	2	1	1
Gisela Mautner	6	6	-	-	-	-

Proceedings on behalf of the Company

No person has applied to the Court under section 237 of the *Corporations Act 2001* for leave to bring proceedings on behalf of the Company, or to intervene in any proceedings to which the Company is a party for the purpose of taking responsibility on behalf of the Company for all or part of those proceedings.

Non-audit services

There were no non-audit services provided during the financial year by the auditor.

In the event non-audit services are provided by the auditor, the Board has established procedures to ensure the provision of non-audit services is compatible with the general standard of independence for auditors. These include:

- all non-audit services are reviewed and approved to ensure they do not impact the integrity and objectivity of the auditor; and
- non-audit services do not undermine the general principles relating to auditor independence as set out in APES 110 'Code of Ethics for Professional Accountants (including Independence Standards)' issued by the Accounting Professional & Ethical Standards Board, including reviewing or auditing the auditor's own work, acting in a management or decision-making capacity for the Company, acting as an advocate for the Company or jointly sharing economic risks and rewards.

Auditor's independence declaration

A copy of the auditor's independence declaration as required under section 307C of the *Corporations Act 2001* is set out immediately after this Directors' report.

Presentation Currency

The functional and presentation currency of the Company is Australian Dollars (AUD). The financial report is presented in AUD with all references to dollars, cents, or \$'s in these financial statements presented in AUD currency, unless otherwise stated.

Jurisdiction of Incorporation

Nyrada is a company incorporated in the State of Delaware in the United States and registered in Australia as a foreign company. As a foreign company registered in Australia, Nyrada is subject to different reporting and regulatory regimes than Australian public companies.

Corporate Governance Statement

The Company's corporate governance statement is located at the Company's website:

<https://www.nyrada.com/site/About-Us/corporate-governance>

Business Risks

(a) Uncertainty of clinical development

There are numerous regulatory requirements to address before a drug candidate can progress into human studies, including review by a Human Research Ethics Committees (HREC). Further, there is no certainty that any of the drug candidates will receive that permission.

The Group's ability to commercialise its intellectual property is reliant on clinical data. Drug development is a highly risky business with a high failure rate. Only less than 10% of drugs that enter Phase 1 achieve marketing approval by the US Food and Drug Administration (FDA). There are numerous reasons for this, mainly relating to low therapeutic benefit or unacceptable toxicity, with the drug's preclinical data failing to predict those adverse outcomes. While the Group will conduct its clinical programs and eventual drug submissions on the advice of consultants experienced in clinical trial design and regulatory affairs, there is no certainty that the trial design will provide appropriate data or that the data will meet the regulator's benchmark. This may require the Group to conduct further clinical studies, resulting in significant additional cost and delay.

Once a drug enters the clinic, a final drug development path typically takes 8-10 years, depending on the indication and regulatory pathway.

Any such clinical study would most likely commence in a small number of human volunteers and be a pharmacokinetic/acute safety study using very low dosages of drug. The risk associated with a first-in-human study lies in the drug having an inappropriate pharmacokinetic profile such as being extensively metabolised and therefore inactivated or being eliminated from the body too quickly to provide a therapeutic benefit. Beyond conducting preclinical animal studies, there is no reliable way of predicting such adverse outcomes prior to testing in humans.

(b) Commercialisation

The Group's current business strategy is early-stage drug development, which may include a trade sale or out-license of its drug candidates to a third party with greater resources and expertise to undertake late-stage drug development, regulatory approvals, and sales and marketing. There is no certainty that any of the drug candidate will be of interest to such a third party or, if a drug candidate is of interest to such a third party, that terms can be negotiated that are commercially acceptable to the Group or will adequately realise the value of the drug candidate.

(c) Additional capital requirements

R&D activities require a high level of funding over a protracted period of time. However, additional development costs may arise during this period and the Company may require additional funding to meet its stated objectives or may decide to accelerate or diversify its activities within the same area

The Company's requirement for additional capital may be substantial and will depend on many factors, some of which are beyond the Company's control, including:

- (1) slower than anticipated research progress;
- (2) the requirement to undertake additional research;
- (3) competing technological and market developments;
- (4) the cost of protecting the Company's intellectual property.

The Company will constantly evaluate data arising from its R&D activities that may indicate new uses for its products and allow the Company to file patents, thereby providing potential new development and partnering opportunities. Accordingly, the Company may alter its funding strategies to take advantage of such new opportunities if and when they present themselves.

There is no assurance that the funding required by the Company from time to time to meet its business requirements and objectives will be available to it, on favourable terms or at all. To the extent available, any additional equity financing may dilute the holdings of existing shareholders and any debt financing may involve restrictions on the Company's financing and operating activities.

If the Company is unsuccessful in obtaining funds when required, it may be necessary for it to reduce the scope of its operations.

(d) Intellectual property rights

Obtaining, securing and maintaining the Group's intellectual property rights is an integral part of securing potential value arising from conduct of the Group's business. If patents are not granted, or if granted only for limited claims, the Group's intellectual property may not be adequately protected and may be able to be copied or reproduced by third parties. The Group may not be able to achieve its objectives, to commercialise its products or to generate revenue or other returns.

The Group has been granted patents in the US and Europe in relation to its Cholesterol Lowering Program and also has a provisional patent application under examination. The Company's brain injury drug candidate will be the subject of a provisional patent application in due course.

The patent position of biotechnology and pharmaceutical companies can be highly uncertain and frequently involves complex legal and factual questions. Accordingly, there can be no guarantee that the provisional patent applications will be successful and lead to granted patents or all of the claims in any application will be granted. Furthermore, should such applications be granted, there is no guarantee competitors will not develop technology to avoid those patents, or that third parties will not seek to claim an interest in the intellectual property with a view to seeking a commercial benefit from the Group. The Group has engaged patent attorneys to advise on its intellectual property strategy as it seeks to broaden the

Group's patent protection to enable it to guard its exclusivity, maintain an advantage over competitors and provide it with a basis for enforcement in the event of infringement, but there is no guarantee that this intellectual property strategy will be successful.

There also can be no assurance employees, consultants or third parties will not breach their confidentiality obligations or not infringe or misappropriate the Group's intellectual property. The Group seeks to mitigate the risk of unauthorised use of its intellectual property by limiting disclosure of sensitive material to particular employees, consultants and others on a need to know basis. Where appropriate, parties having potential access to such sensitive material will be required to provide written commitments to confidentiality and ownership of intellectual property.

(e) Third party intellectual property infringement claims

The Group's success depends, in part, on its ability to enforce and defend its intellectual property against third party challengers. The Group believes that the manner in which it proposes to conduct activities will minimise the risk of infringement upon another party's patent rights. However, there can be no assurance that another party will not seek to claim a Group Company is infringing upon their rights.

While the Group relies on the advice of its patent attorneys that its patent applications do not infringe third party patents, the Company is unable to state with certainty that another party will not claim its rights are infringed or, if litigation claiming that a Group Company is infringing the intellectual property rights of a third party is launched, what the result of any such litigation will be. While the Group is pursuing clinical development and commercialisation strategies that it believes will minimise the risk of patent infringement, there can be no certainty that there will not be action taken against a Group Company, although each Group Company is prepared to defend its position in a forthright manner if required. Further, there can be no guarantee that competitors will not seek to claim an interest in the intellectual property with a view to seeking a commercial benefit from the Group.

If a third-party claims that a Group Company is infringing its intellectual property rights or commences litigation against that Group Company for infringement of patent or other intellectual property rights, the Group may incur significant costs defending such action, whether or not it ultimately prevails. Patent litigation in the pharmaceutical and biotechnology industry is typically expensive and any defence against any such action necessarily will divert the time of the Company's Directors and other key personnel. This may, in turn, have a materially adverse effect on both the financial performance and future prospects of the Group.

In addition, parties making claims against a Group Company may obtain injunctive or other relief to prevent that Group Company from further developing or commercialising its products. In the event that a successful claim of infringement is made out against a Group Company, it may be required to pay damages and obtain one or more licences from the prevailing third party. If it is not able to obtain these licences at a reasonable cost, if at all, it may suffer the loss of the prospective drug asset, which in turn may lead a Group Company to encounter delays and lose substantial resources while seeking to develop alternative product.

(f) Risk of delay

The Group may experience delays in achieving a number of critical milestones in the development of its drug candidates due to unforeseen delays in contracted works, non-performance or loss of contractors or delay in obtaining regulatory approvals from hospital ethics committees or government agencies for the conduct of preclinical and clinical studies. Any material delays may impact adversely upon the Group, including increasing anticipated costs.

The Group is also dependent on its ability to secure sites and patients for the conduct of its clinical trial program. If the Group is unable to engage clinical trial site providers on commercially acceptable terms, or difficulties arise in procuring patients to fill the clinical trials, progress of the Group's clinical program will be delayed.

Required statements

- Nyrada is not subject to chapters 6, 6A, and 6C of the Corporations Act dealing with the acquisition of its shares (including substantial holdings and takeovers).
- The Company's securities are not quoted on any exchange other than the ASX.
- From the time of the Company's admission to the ASX until 30 June 2024, the Company has used the cash and assets in a form readily convertible to cash, that it had at the time of admission, in a way that is consistent with its business objectives at that time.
- Under the Delaware General Corporation Law, shares are generally freely transferable subject to restrictions imposed by US federal or state securities laws, by the Company's certificate of incorporation or bylaws, or by an agreement signed with the holders of the shares at issue. The Company's amended and restated Certificate of Incorporation and by-laws do not impose any specific restrictions on transfer. The Company's CDIs were issued in reliance on the exemption from registration contained in Regulation S of the US Securities Act of 1933 (Securities Act) for offers that are made outside the US. Accordingly, the CDIs have not been, and will not be, registered under the Securities Act or the laws of any state or other jurisdiction in the US.
- As a result of relying on the Regulation S exemption, the CDIs are 'restricted securities' under Rule 144 of the Securities Act. This means that you are unable to sell the CDIs into the US, or to a US person for the foreseeable future except in very limited circumstances after the expiration of a restricted period, unless the re-sale of the CDIs is registered under the Securities Act or an exemption is available. To enforce the above transfer restrictions, all CDIs issued bear a 'FOR US' designation on the ASX. This designation restricts any CDIs from being sold on the ASX to US persons. However, you are still able to freely transfer your CDIs on the ASX to any person other than a US person. In addition, hedging transactions with regard to the CDIs may only be conducted in accordance with the Securities Act.

For personal use only

Remuneration report (audited)

Nyrada Inc is a Delaware incorporated company that is listed on the Australian Securities Exchange (ASX) and as such is subject to remuneration disclosure requirements that are suitable for reporting in both Australia and the United States. This remuneration report forms part of the Directors' Report and has been prepared using the requirements of section 300A of the Australian Corporations Act 2001 as a proxy to determine the contents that the Board has chosen to report.

This remuneration, which forms part of the Directors' report, sets out information about the remuneration of Nyrada Inc.'s key management personnel for the financial year ended 30 June 2024. The term 'key management personnel' refers to those persons having authority and responsibility for planning, directing, and controlling the activities of the Consolidated Entity, directly or indirectly, including any director (whether executive or otherwise) of the Consolidated Entity. The prescribed details for each person covered by this report are detailed below under the following headings:

- Key Management Personnel
- Remuneration Policy
- Relationship between the Remuneration Policy and Consolidated Entity performance
- Remuneration of Key Management Personnel
- Key terms of employment contracts.

Key Management Personnel

The Directors and other Key Management Personnel (KMP) of the Group during the financial year were:

Non-Executive Directors	Position
John Moore	Non-executive Chair
Peter Marks ¹	Non-executive Director
Rüdiger Weseloh	Non-executive Director
Marcus Frampton	Non-executive Director
Christopher Cox	Non-executive Director
Ian Dixon	Non-executive Director
Gisela Mautner ²	Non-executive Director

Executive employees	Position
James Bonnar	Chief Executive Officer

¹ Resigned as non-executive director on 1 August 2022.

² Appointed as non-executive director on 1 August 2022.

Remuneration Policy

The Company has a Remuneration & Nomination Committee, which consists of Christopher Cox (Chair of the Remuneration Committee), Ian Dixon, and John Moore. The remuneration policy, which is set out below, is designed to promote superior performance and long-term commitment to the Company. An overview of the Remuneration & Nomination Committee is outlined below.

The Remuneration & Nomination Committee establishes, amends, reviews and approves the compensation and equity incentive plans with respect to senior management and employees of the Company, including determining individual elements of the total compensation of the Chief Executive Officer and other members of senior management. The Remuneration & Nomination Committee is also responsible for reviewing the performance of the Company's executive officers with respect to these elements of compensation. It recommends the Director nominees for each annual general meeting and ensures that the Audit & Risk Committee and Remuneration & Nomination Committee have the benefit of qualified and experienced directors.

Non-executive Director remuneration

Under the Company's Bylaws, the Directors decide the total amount paid to each non-executive Director for their services. However, under the ASX Listing Rules, the total amount paid to all non-executive Directors must not exceed in any financial year the amount fixed in a general meeting of the Company. This amount is capped under the Bylaws at US\$500,000 (exclusive of securities) per annum. Any increase to the aggregate amount needs to be approved by CDI Holders. The Directors will seek CDI Holder approval from time to time as appropriate. The aggregate annual sum does not include any special remuneration which the Board may grant to the Directors for special exertions or additional services performed by a Director for or at the request of the Company, which may be made in addition to or in substitution for the Director's fees.

The Directors set the individual non-executive director fees within the overall limit approved by CDI Holders. Non-executive directors are not provided with retirement benefits.

Executive Director remuneration

Executive directors receive a base remuneration which is at market rates and may be entitled to performance-based remuneration, which is determined on an annual basis. Overall remuneration policies are subject to the discretion of the board and can be changed to reflect competitive and business conditions where it is in the interests of the Group and shareholders to do so. Executive remuneration and other terms of employment are reviewed annually by the board having regard to the performance, relevant comparative information and expert advice.

The Board's Remuneration Policy reflects its obligation to align executive remuneration with shareholders' interests and to retain appropriately qualified executive talent for the benefit of the Consolidated Entity. The main principles are:

- remuneration reflects the competitive market in which the Consolidated Entity operates;
- individual remuneration should be linked to performance criteria if appropriate; and
- executives should be rewarded for both financial and non-financial performance.

The total remuneration of executives consists of the following:

- salary – executives receive a fixed sum payable monthly in cash plus superannuation at 11% of salary;
- cash at-risk component – executives may participate in share and option schemes generally made in accordance with thresholds set in plans approved by shareholders if deemed appropriate. However, the board considers it appropriate to issue shares and options to executives outside of approved schemes in exceptional circumstances;
- other benefits – executives may, if deemed appropriate by the board, be provided with a fully expensed mobile phone and other forms of remuneration; and
- performance bonus.

The Board has not formally engaged the services of a remuneration consultant to provide recommendations when setting the remuneration received by directors or other key management personnel during the financial year.

Relationship between the remuneration policy and Consolidated Entity performance

The Board considers that at this time, evaluation of the Consolidated Entities financial performance using generally accepted measures such as profitability, total shareholder return or benchmarking are not relevant as the Consolidated Entity is in the pre-clinical phase of drug development.

	Short-term employee benefits			Post-employment benefits	Share-based payments	Total
	Salary & fees	Bonus	Other	Super-annuation	Options and performance shares ¹	
2024	\$	\$	\$	\$	\$	\$
Non-Executive Directors						
John Moore	129,053	-	-	-	-	129,053
Rüdiger Weseloh	49,636	-	-	-	-	49,636
Marcus Frampton	54,599	-	-	-	-	54,599
Christopher Cox	54,599	-	-	-	-	54,599
Ian Dixon²	59,676	-	-	-	108,291	167,967
Gisela Mautner³	44,718	-	-	4,898	7,417	57,033
Executive Employees						
James Bonnar (CEO)⁴	303,737	-	8,098	27,500	14,950	354,285
Total	696,018	-	8,098	32,398	130,658	867,172

¹ The value included in the share-based payment options column is calculated using sophisticated financial models. The expense is apportioned from the grant date to the date the options vest. As at the date of this report no KMP options have been exercised and this amount does not represent a cash benefit to the key management personnel.

² Ian Dixon share-based compensation derived from (i) 5,999,400 performance shares granted on 16 January 2020, refer to note 9 in the accompanying financial statements for further details. (ii) 600,000 share options granted on 19 November 2020. Vesting occurred over a three year period and was completed on 19 November 2023.

³ Gisela Mautner share-based compensation derived from 1,800,000 share options granted on 3 October 2023. 600,000 options vest on the first, second and third anniversary of the grant date subject to continuous employment.

⁴ James Bonnar share-based compensation derived from 600,000 share options granted on 25 November 2019. The options vest over a five year period and will be completed on 25 November 2024.

	Short-term employee benefits			Post-employment benefits	Share-based payments	Total
	Salary & fees	Bonus	Other	Super-annuation	Options and performance shares ²	
2023	\$	\$	\$	\$	\$	\$
Non-Executive Directors						
John Moore ¹	193,342	-	-	-	21,698	215,040
Peter Marks ²	20,221	-	-	-	10,849	31,070
Rüdiger Weseloh ³	74,362	-	-	-	10,849	85,211
Marcus Frampton ⁴	81,798	-	-	-	10,849	92,647
Christopher Cox ⁵	81,798	-	-	-	10,849	92,647
Ian Dixon ⁶	89,798	-	-	-	135,333	225,131
Gisela Mautner ⁷	63,563	-	-	4,704	-	68,267
Executive Employees						
James Bonnar (CEO) ⁸	294,178	-	27,261	27,500	45,120	394,059
Total	899,060	-	27,261	32,204	245,547	1,204,072

¹ John Moore share based compensation derived from 1,200,000 share options granted on 25 November 2019, vesting occurred over a three year period and was completed 25 November 2022.

² Peter Marks share based compensation derived from 600,000 share options granted on 25 November 2019, vesting occurred over a three year period and was completed 25 November 2022.

³ Rüdiger Weseloh share based compensation derived from 600,000 share options granted on 25 November 2019, vesting occurred over a three year period and was completed 25 November 2022.

⁴ Marcus Frampton share based compensation derived from 600,000 share options granted on 25 November 2019, vesting occurred over a three year period and was completed 25 November 2022.

⁵ Christopher Cox share based compensation derived from 600,000 share options granted on 25 November 2019, vesting occurred over a three year period and was completed 25 November 2022.

⁶ Ian Dixon share-based compensation derived from (i) 5,999,400 performance shares granted on 16 January 2020, refer to note 9 in the accompanying financial statements for further details. (ii) 600,000 share options granted on 19 November 2020, vesting occurred over a two year period and was completed on 19 November 2022. (iii) 600,000 share options granted on 19 November 2020, vesting occurred over a three year period and was completed on 19 November 2023.

⁷ Appointed as non-executive director on 1 August 2022.

⁸ James Bonnar share-based compensation derived from (i) 900,000 share options granted on 24 February 2021, vesting completed on 31 October 2022. (ii) 600,000 share options granted on 25 November 2019, vesting occurred over a five year period and will be completed on 25 November 2024.

Options Granted

During the financial year, the following options were granted:

Grantee	No. of options	Grant date	Expiry date	Grant date fair value (cents)
Gisela Mautner	600,000	03/10/2023	03/10/2027	0.90
Gisela Mautner	600,000	03/10/2023	03/10/2028	0.91
Gisela Mautner	600,000	03/10/2023	03/10/2029	0.94

Key terms of employment contracts

James Bonnar

The Company has entered into an Executive Services Agreement (ESA) with James Bonnar (Bonnar).

Under the ESA, Bonnar is employed by the Company to provide services to the Company as Chief Executive Officer on a full-time basis. The Company will remunerate Bonnar for his services with a base remuneration, inclusive of superannuation and subject to annual review by the Company. The Board approved to increase James Bonnar's salary effective 26 October 2022 from \$301,125 inclusive of statutory superannuation to \$331,238 inclusive of statutory superannuation, all other terms of employment remain consistent.

The ESA may be terminated by either the Company or Bonnar for any reason on 6 months' written notice, in which case the Company can elect for Bonnar to serve out all or part of that notice period and/or to pay Bonnar an amount in lieu of continuing his employment during all or part of that notice period.

The ESA may also be terminated by the Company summarily at any time if Bonnar breaches a material term of the ESA, or engages in any act or omission constituting serious misconduct, in which case the Company need not make any payment to Bonnar other than accrued entitlements.

Any discoveries and inventions made or discovered by Bonnar during the term of the ESA which relate to the Company's business must be disclosed to the Company and will remain the sole property of the Company.

James Bonnar is also subject to restrictions in relation to:

- the use of confidential information during and after his employment with the Company; and
- being directly or indirectly involved in a competing business during and after his employment with the Company, on terms which are considered standard for agreements of this nature.

Otherwise, the ESA is on terms considered standard for agreements of this nature.

Non-executive Directors

The Company maintains a Director Services Agreement with each Non-Executive Director. The Directors' fees currently agreed to be payable by the Company under the Director Services Agreements are set out below:

Name	Annual Non-Executive Director Fees
John Moore	US\$120,000
Rüdiger Weseloh	US\$50,000
Marcus Frampton	US\$50,000
Christopher Cox	US\$50,000
Ian Dixon	US\$50,000
Gisela Mautner	US\$50,000

On 20 July 2023 the Board of Directors voluntarily agreed to halve their director fees. Effective 1 April 2024, director fees were reinstated to the amounts stated above.

Further, if a Director is a member of the Audit & Risk Committee and/or the Remuneration & Nomination Committee, the Company has agreed to pay that Director an additional US\$5,000 per annum for each committee in respect of which that Director is a member. All Directors' fees are exclusive of any superannuation that is required by law to be made by the Company.

On appointment to the board, all non-executive Directors are required to sign a letter of appointment with the Company. The letter of appointment summarises the Board policies and terms, including compensation relevant to the office or director.

Key Management Personnel equity holdings

Shares of Nyrada Inc.

	Balance at 1 July	Granted as compensation	Additions ¹	Net other change	Balance on resignation	Balance at 30 June
2024	No.	No.	No.	No.	No.	No.
Non-Executive Directors						
John Moore	358,423	-	1,333,333	-	-	1,691,756
Rüdiger Weseloh	100,000	-	266,666	-	-	366,666
Marcus Frampton	245,075	-	933,333	-	-	1,178,408
Christopher Cox	1,425,000	-	-	-	-	1,425,000
Ian Dixon	10,114,033	-	266,666	-	-	10,380,699
Gisela Mautner	-	-	-	-	-	-
Executive Employees						
James Bonnar	141,923	-	-	-	-	141,923
<i>¹ Director participation in capital raise approved by shareholders on 16 May 2024.</i>						
	Balance at 1 July	Granted as compensation	Additions	Net other change	Balance on resignation	Balance at 30 June
2023	No.	No.	No.	No.	No.	No.
Non-Executive Directors						
John Moore	358,423	-	-	-	-	358,423
Peter Marks	250,000	-	-	-	(250,000)	-
Rüdiger Weseloh	100,000	-	-	-	-	100,000
Marcus Frampton	245,075	-	-	-	-	245,075
Christopher Cox	1,425,000	-	-	-	-	1,425,000
Ian Dixon	10,114,033	-	-	-	-	10,114,033
Executive Employees						
James Bonnar	141,923	-	-	-	-	141,923

Options of Nyrada Inc.

	Balance at 1 July	Granted as compens- ation	Exercised/ Cancelled	Balance on resignation	Balance as at 30 June	Balance vested at 30 June	Options vested during year
2024	No.	No.	No.	No.	No.	No.	No.
Non-Executive Directors							
John Moore	3,600,000	-	(1,200,000)	-	2,400,000	2,400,000	
Rüdiger Weseloh	1,800,000	-	(600,000)	-	1,200,000	1,200,000	
Marcus Frampton	1,800,000	-	(600,000)	-	1,200,000	1,200,000	
Christopher Cox	1,800,000	-	(600,000)	-	1,200,000	1,200,000	
Ian Dixon	1,800,000	-	-	-	1,800,000	1,800,000	600,000
Gisela Mautner	-	1,800,000	-	-	1,800,000	-	-
Executive Employee							
James Bonnar	1,800,000	-	-	-	1,800,000	1,200,000	-

	Balance at 1 July	Granted as compens- ation	Exercised/ Cancelled	Balance on resignation	Balance as at 30 June	Balance vested at 30 June	Options vested during year
2023	No.	No.	No.	No.	No.	No.	No.
Non-Executive Directors							
John Moore	3,600,000	-	-	-	3,600,000	2,400,000	1,200,000
Peter Marks	2,600,000	-	-	(2,600,000)	-	-	-
Rüdiger Weseloh	1,800,000	-	-	-	1,800,000	1,200,000	600,000
Marcus Frampton	1,800,000	-	-	-	1,800,000	1,200,000	600,000
Christopher Cox	1,800,000	-	-	-	1,800,000	1,200,000	600,000
Ian Dixon	1,800,000	-	-	-	1,800,000	600,000	600,000
Executive Employee							
James Bonnar	1,800,000	-	-	-	1,800,000	1,200,000	1,200,000

Performance Shares

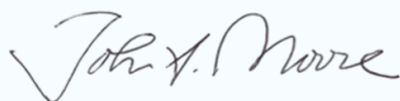
	Balance at 1 July	Granted as compens- ation	Exercised/ Cancelled	Balance on resignation	Balance at 30 June	Balance vested at 30 June	Options vested during year
2024	No.	No.	No.	No.	No.	No.	No.
Non-Executive Directors							
John Moore	-	-	-	-	-	-	-
Rüdiger Weseloh	-	-	-	-	-	-	-
Marcus Frampton	-	-	-	-	-	-	-
Christopher Cox	-	-	-	-	-	-	-
Ian Dixon	5,999,400	-	-	-	5,999,400	-	-
Gisela Mautner	-	-	-	-	-	-	-
Executive Employee							
James Bonnar	-	-	-	-	-	-	-

	Balance at 1 July	Granted as compens- ation	Exercised/ Cancelled	Balance on resignation	Balance at 30 June	Balance vested at 30 June	Options vested during year
2023	No.	No.	No.	No.	No.	No.	No.
Non-Executive Directors							
John Moore	-	-	-	-	-	-	-
Rüdiger Weseloh	-	-	-	-	-	-	-
Marcus Frampton	-	-	-	-	-	-	-
Christopher Cox	-	-	-	-	-	-	-
Ian Dixon	-	5,999,400	-	-	5,999,400	-	-
Gisela Mautner	-	-	-	-	-	-	-
Executive Employee							
James Bonnar	-	-	-	-	-	-	-

End of Remuneration report.

This report is made in accordance with a resolution of directors, pursuant to section 298(2)(a) of the *Corporations Act 2001*.

On behalf of the Directors



John Moore
Non-Executive Chair
22 August 2024

Lead Auditor's Independence Declaration under Section 307C of the Corporations Act 2001

To the directors of Nyrada Inc

As lead auditor for the audit of Nyrada Inc for the year ended 30 June 2024, I declare that, to the best of my knowledge and belief, there have been:

- no contraventions of the auditor independence requirements as set out in the *Corporations Act 2001* in relation to the audit; and
- no contraventions of any applicable code of professional conduct in relation to the audit.

This declaration is in respect of Nyrada Inc and the entities it controlled during the year.

William Buck

William Buck Audit (Vic) Pty Ltd

ABN 59 116 151 136

N. S. Benbow

N. S. Benbow

Director

Melbourne, 22 August 2024

Independent auditor's report to the members of Nyrada Inc

Report on the audit of the financial report

Our opinion on the financial report

In our opinion, the accompanying financial report of Nyrada Inc (the Company) and its controlled entities (together, the Group) is in accordance with the *Corporations Act 2001*, including:

- giving a true and fair view of the Group's financial position as at 30 June 2024 and of its financial performance for the year then ended; and
- complying with Australian Accounting Standards and the *Corporations Regulations 2001*.

What was audited?

We have audited the financial report of the Group, which comprises:

- the consolidated statement of financial position as at 30 June 2024,
- the consolidated statement of profit or loss and other comprehensive income for the year then ended,
- the consolidated statement of changes in equity for the year then ended,
- the consolidated statement of cash flows for the year then ended,
- notes to the financial statements, including material accounting policy information,
- the consolidated entity disclosure statement, and
- the directors' declaration.

Basis for opinion

We conducted our audit in accordance with Australian Auditing Standards. Our responsibilities under those standards are further described in the *Auditor's responsibilities for the audit of the financial report* section of our report. We are independent of the Group in accordance with the auditor independence requirements of the *Corporations Act 2001* and the ethical requirements of the Accounting Professional & Ethical Standards Board's APES 110 *Code of Ethics for Professional Accountants (including Independence Standards)* (the Code) that are relevant to our audit of the financial report in Australia. We have also fulfilled our other ethical responsibilities in accordance with the Code.

We believe that the audit evidence we have obtained is sufficient and appropriate to provide a basis for our opinion.

Key audit matters

Key audit matters are those matters that, in our professional judgement, were of most significance in our audit of the financial report of the current period. These matters were addressed in the context of our audit of the financial report as a whole, and in forming our opinion thereon, and we do not provide a separate opinion on these matters.

1. Accrual of R&D grant revenue	Area of focus (refer also to notes 2, 3, 6 and 7)	How our audit addressed the key audit matter
	<p>During the financial year the Group recorded research and development ("R&D") grant revenue of \$3,226,924, of which \$994,600 related to an accrual for qualifying R&D expenditure in the current financial year, and a further \$2,232,325 related to the true-up of an accrual made for the prior year R&D claim. The major reason for the true-up related to a determination of eligibility for claiming R&D credits for overseas expenditure.</p> <p>Given that the R&D accrual for grant revenue may differ in its final claim and that there are complexities that arise in its calculation, particularly for the eligibility of qualifying expenditure under the R&D credit regime, as administered by both AusIndustry and the Australian Taxation Office, this is considered a Key Audit Matter for this audit report.</p>	<p>Our audit procedures included:</p> <ul style="list-style-type: none">— Understanding the key controls and governance established by management for raising the R&D accrual and claiming R&D tax credits;— Examining the prior year R&D claim to understand the key assumption modification which lead to the additional accrual of R&D revenue;— Recalculating the R&D accrual raised in these financial statements; and— Consulting with our internal R&D specialist, both on the appropriateness of the modification of the claim relative to the prior year accrual, together with an examination of the inputs and assumptions included in the current year R&D accrual. <p>We also ensure that matters relating to the R&D accrual and claim revenue were appropriately disclosed in the financial statements.</p>

Other information

The directors are responsible for the other information. The other information comprises the information included in the Group's annual report for the year ended 30 June 2024, but does not include the financial report and our auditor's report thereon.

Our opinion on the financial report does not cover the other information and accordingly we do not express any form of assurance conclusion thereon.

For personal use only

In connection with our audit of the financial report, our responsibility is to read the other information and, in doing so, consider whether the other information is materially inconsistent with the financial report, or our knowledge obtained in the audit or otherwise appears to be materially misstated.

If, based on the work we have performed, we conclude that there is a material misstatement of this other information, we are required to report that fact. We have nothing to report in this regard.

Responsibilities of the directors for the financial report

The directors of the Company are responsible for the preparation of:

- the financial report (other than the consolidated entity disclosure statement) that gives a true and fair view in accordance with Australian Accounting Standards and the *Corporations Act 2001*; and
- the consolidated entity disclosure statement that is true and correct in accordance with the *Corporations Act 2001*, and

for such internal control as the directors determine is necessary to enable the preparation of:

- the financial report (other than the consolidated entity disclosure statement) that gives a true and fair view and is free from material misstatement, whether due to fraud or error; and
- the consolidated entity disclosure statement that is true and correct and is free of misstatement, whether due to fraud or error.

In preparing the financial report, the directors are responsible for assessing the ability of the Group to continue as a going concern, disclosing, as applicable, matters related to going concern and using the going concern basis of accounting unless the directors either intend to liquidate the Group or to cease operations, or have no realistic alternative but to do so.

Auditor's responsibilities for the audit of the financial report

Our objectives are to obtain reasonable assurance about whether the financial report as a whole is free from material misstatement, whether due to fraud or error, and to issue an auditor's report that includes our opinion. Reasonable assurance is a high level of assurance but is not a guarantee that an audit conducted in accordance with the Australian Auditing Standards will always detect a material misstatement when it exists. Misstatements can arise from fraud or error and are considered material if, individually or in the aggregate, they could reasonably be expected to influence the economic decisions of users taken on the basis of this financial report.

A further description of our responsibilities for the audit of the financial report is located at the Auditing and Assurance Standards Board website at:

https://www.auasb.gov.au/admin/file/content102/c3/ar1_2020.pdf

This description forms part of our auditor's report.

Report on the Remuneration Report



Our opinion on the Remuneration Report

In our opinion, the Remuneration Report of Nyrada Inc, for the year ended 30 June 2024, complies with section 300A of the *Corporations Act 2001*.

What was audited?

We have audited the Remuneration Report included in the directors' report for the year ended 30 June 2024.

Responsibilities

The directors of the Company are responsible for the preparation and presentation of the Remuneration Report in accordance with section 300A of the *Corporations Act 2001*. Our responsibility is to express an opinion on the Remuneration Report, based on our audit conducted in accordance with Australian Auditing Standards.

William Buck

William Buck Audit (Vic) Pty Ltd

ABN 59 116 151 136

A handwritten signature in black ink, appearing to read 'N. S. Benbow', written over a light blue horizontal line.

N. S. Benbow

Director

Melbourne, 22 August 2024

For personal use only



For personal use only

Consolidated statement of profit or loss and other comprehensive income

For the year ended 30 June 2024

	Note	2024 \$	2023 \$
Revenue			
Other income	5	176,014	148,817
R&D grant revenue	6	3,226,924	1,429,905
Total revenue		3,402,938	1,578,722
Expenses			
Employee benefits expense - share based payments		(358,074)	(541,214)
Professional services expenses		(477,948)	(409,523)
Employee benefits expense		(1,127,500)	(1,100,136)
Depreciation and amortisation expense		(5,183)	(6,534)
Research and development costs		(2,030,502)	(6,411,264)
Other expenses		(217,198)	(250,626)
Corporate and administration expenses		(577,842)	(641,117)
Total expenses		(4,794,247)	(9,360,414)
Loss before income tax expense		(1,391,309)	(7,781,692)
Income tax expense		-	-
Loss after income tax expense for the year attributable to the owners of Nyrada Inc.		(1,391,309)	(7,781,692)
Other comprehensive income for the year, net of tax		-	-
Total comprehensive income for the year attributable to the owners of Nyrada Inc.		(1,391,309)	(7,781,692)
		Cents	Cents
Basic loss per share	18	(0.85)	(4.99)
Diluted loss per share	18	(0.85)	(4.99)

The above consolidated statement of profit or loss and other comprehensive income should be read in conjunction with the accompanying notes.

Consolidated statement of financial position

As at 30 June 2024

	Note	2024 \$	2023 \$
Assets			
Current assets			
Cash and cash equivalents		4,769,374	3,708,761
Trade, other receivables and prepayments	7	1,104,975	1,417,865
Total current assets		5,874,349	5,126,626
Non-current assets			
Plant and equipment		1,590	4,481
Intangibles		31,324	33,615
Total non-current assets		32,914	38,096
Total assets		5,907,263	5,164,722
Liabilities			
Current liabilities			
Trade and other payables	8	658,003	720,502
Employee benefits		177,592	163,670
Total current liabilities		835,595	884,172
Non-current liabilities			
Employee benefits		20,038	22,112
Total non-current liabilities		20,038	22,112
Total liabilities		855,633	906,284
Net assets		5,051,630	4,258,438
Equity			
Issued capital	9	26,841,743	25,320,332
Reserves	10	5,400,020	6,154,838
Accumulated losses		(27,190,133)	(27,216,732)
Total equity		5,051,630	4,258,438

The above consolidated statement of financial position should be read in conjunction with the accompanying notes.

Consolidated statement of changes in equity

For the Year Ended 30 June 2024

	Issued capital	Reserves	Accumulated losses	Total equity
	\$	\$	\$	\$
Balance at 1 July 2022	25,320,332	5,693,864	(19,515,280)	11,498,916
Loss after income tax expense for the year	-	-	(7,781,692)	(7,781,692)
Other comprehensive income for the year, net of tax	-	-	-	-
Total comprehensive income for the year	-	-	(7,781,692)	(7,781,692)
<i>Transactions with owners in their capacity as owners:</i>				
Transfer of fair value on expired options	-	(80,240)	80,240	-
Share based payments – vesting	-	541,214	-	541,214
Balance at 30 June 2023	25,320,332	6,154,838	(27,216,732)	4,258,438

	Issued capital	Reserves	Accumulated losses	Total equity
	\$	\$	\$	\$
Balance at 1 July 2023	25,320,332	6,154,838	(27,216,732)	4,258,438
Loss after income tax expense for the year	-	-	(1,391,309)	(1,391,309)
Other comprehensive income for the year, net of tax	-	-	-	-
Total comprehensive income for the year	-	-	(1,391,309)	(1,391,309)
<i>Transactions with owners in their capacity as owners:</i>				
Issue of Common Stock	1,965,000	-	-	1,965,000
Share issue costs	(443,589)	305,016	-	(138,573)
Transfer of fair value on expired options	-	(1,417,908)	1,417,908	-
Share based payments – vesting	-	358,074	-	358,074
Balance at 30 June 2024	26,841,743	5,400,020	(27,190,133)	5,051,630

The above consolidated statement of changes in equity should be read in conjunction with the accompanying notes.

Consolidated statement of cash flows

For the year ended 30 June 2024

	Note	2024 \$	2023 \$
Cash flows from operating activities			
Payments to suppliers and employees (inclusive of GST)		(4,459,126)	(8,517,039)
R & D tax incentive received		3,541,732	1,168,831
Interest received		136,099	148,817
Cash receipts from other government grants	5	15,000	-
Net cash used in operating activities		(766,295)	(7,199,391)
Net cash from investing activities			
		-	-
Cash flows from financing activities			
Proceeds from issue of Common Stock		1,965,000	-
Transaction costs relating to issue of Common Stock		(138,573)	-
Net cash used in financing activities		1,826,427	-
Net increase/(decrease) in cash and cash equivalents		1,060,132	(7,199,391)
Cash and cash equivalents at the beginning of the financial year		3,708,761	10,816,039
Effects of exchange rate changes on cash and cash equivalents		481	92,113
Cash and cash equivalents at the end of the financial year		4,769,374	3,708,761

The above consolidated statement of cash flows should be read in conjunction with the accompanying notes.

Notes to the consolidated financial statements

1. General information

The financial statements cover Nyrada Inc (the "Company"), as a Consolidated Entity consisting of Nyrada Inc. and the entities it controlled at the end of, or during, the year (the "Consolidated Entity"). The financial statements are presented in Australian dollars, which is Nyrada Inc.'s functional and presentation currency.

Nyrada Inc is a company incorporated in the State of Delaware in the United States and registered in Australia as a foreign company. As a foreign company registered in Australia, Nyrada Inc is subject to different reporting and regulatory regimes than Australian public companies.

A description of the nature of the Consolidated Entity's operations and its principal activities are included in the Directors' report, which is not part of the financial statements.

The financial statements were authorised for issue, in accordance with a resolution of directors, on 22 August 2024.

2. Material accounting policy information

The accounting policies that are material to the Consolidated Entity are set out below. The accounting policies adopted are consistent with those of the previous financial year, unless otherwise stated.

New or amended Accounting Standards and Interpretations adopted

The Consolidated Entity has adopted all of the new or amended Accounting Standards and Interpretations issued by the Australian Accounting Standards Board ('AASB') that are mandatory for the current reporting period, there is no impact to the financial statements.

Any new or amended Accounting Standards or Interpretations that are not yet mandatory have not been early adopted.

Basis of preparation

These general purpose financial statements have been prepared in accordance with Australian Accounting Standards and Interpretations issued by the Australian Accounting Standards Board ('AASB') and the Corporations Act 2001, as appropriate for for-profit oriented entities. These financial statements also comply with International Financial Reporting Standards as issued by the International Accounting Standards Board ('IASB').

Critical accounting estimates

The preparation of the financial statements requires the use of certain critical accounting estimates. It also requires management to exercise its judgement in the process of applying the Consolidated Entity's accounting policies. The areas involving a higher degree of judgement or complexity, or areas where assumptions and estimates are significant to the financial statements, are disclosed in note 3.

Parent entity information

In accordance with the Corporations Act 2001, these financial statements present the results of the Consolidated Entity only. Supplementary information about the parent entity is disclosed in note 13.

Revenue recognition

The Consolidated Entity recognises revenue as follows:

Interest

Interest revenue is recognised as interest accrues using the effective interest method. This is a method of calculating the amortised cost of a financial asset and allocating the interest income over the relevant period using the effective interest rate, which is the rate that exactly discounts estimated future cash receipts through the expected life of the financial asset to the net carrying amount of the financial asset.

Government Grants

The Consolidated Entity has accounted for the current year accrued R&D Tax Incentive.

Government research and development tax incentives

Government grants, including research and development incentives are recognised at fair value when there is reasonable assurance that the grant will be received and all grant conditions will be met.

Research and development expenditure

Research costs are expensed in the period in which they are incurred. Development costs are capitalised when it is probable that the project will be a success considering its commercial and technical feasibility; the consolidated entity is able to use or sell the asset; the consolidated entity has sufficient resources and intent to complete the development; and its costs can be measured reliably. Capitalised development costs are amortised on a straight-line basis over the period of their expected benefit.

Share-based payments

Equity-settled and cash-settled share-based compensation benefits are provided to employees.

Equity-settled transactions are awards of shares, or options over shares, that are provided to employees in exchange for the rendering of services. Cash-settled transactions are awards of cash for the exchange of services, where the amount of cash is determined by reference to the share price.

The cost of equity-settled transactions are measured at fair value on grant date. Fair value is independently determined using either the Binomial or Black-Scholes option pricing model that takes into account the exercise price, the term of the option, the impact of dilution, the share price at grant date and expected price volatility of the underlying share, the expected dividend yield and the risk free interest rate for the term of the option, together with non-vesting conditions that do not determine whether the Consolidated Entity receives the services that entitle the employees to receive payment. No account is taken of any other vesting conditions.

The cost of equity-settled transactions are recognised as an expense with a corresponding increase in equity over the vesting period. The cumulative charge to profit or loss is calculated based on the grant date fair value of the award, the best estimate of the number of awards that are likely to vest and the expired portion of the vesting period. The amount recognised in profit or loss for the period is the cumulative amount calculated at each reporting date less amounts already recognised in previous periods.

The cost of cash-settled transactions is initially, and at each reporting date until vested, determined by applying either the Binomial or Black-Scholes option pricing model, taking into consideration the terms and conditions on which the award was granted. The cumulative charge to profit or loss until settlement of the liability is calculated as follows:

- during the vesting period, the liability at each reporting date is the fair value of the award at that date multiplied by the expired portion of the vesting period.
- from the end of the vesting period until settlement of the award, the liability is the full fair value of the liability at the reporting date.

All changes in the liability are recognised in profit or loss. The ultimate cost of cash-settled transactions is the cash paid to settle the liability.

The Consolidated Entity assesses non market performance conditions. As at 30 June 2024 the Consolidated Entity assumes Key Management Personnel non-market performance conditions will be achieved.

If equity-settled awards are modified, as a minimum an expense is recognised as if the modification has not been made. An additional expense is recognised, over the remaining vesting period, for any modification that increases the total fair value of the share-based compensation benefit as at the date of modification.

If the non-vesting condition is within the control of the Consolidated Entity or employee, the failure to satisfy the condition is treated as a cancellation. If the condition is not within the control of the Consolidated Entity or employee and is not satisfied during the vesting period, any remaining expense for the award is recognised over the remaining vesting period, unless the award is forfeited.

If equity-settled awards are cancelled, it is treated as if it has vested on the date of cancellation, and any remaining expense is recognised immediately. If a new replacement award is substituted for the cancelled award, the cancelled and new award is treated as if they were a modification.

3. Critical accounting judgements, estimates and assumptions

The preparation of the financial statements requires management to make judgements, estimates and assumptions that affect the reported amounts in the financial statements. Management continually evaluates its judgements and estimates in relation to assets, liabilities, contingent liabilities, revenue and expenses. Management bases its judgements, estimates and assumptions on historical experience and on other various factors, including expectations of future events, management believes to be reasonable under the circumstances. The resulting accounting judgements and estimates will seldom equal the related actual results. The judgements, estimates and assumptions that have a significant risk of causing a material adjustment to the carrying amounts of assets and liabilities (refer to the respective notes) within the next financial year are discussed below.

Government research and development tax incentives

Government grants, including research and development incentives are recognised at fair value when there is reasonable assurance that the grant will be received and all grant conditions will be met.

With the successful track record of the Consolidated Entity in obtaining the Research and Development rebate from the ATO, an estimated rebate of \$994,600 has been accrued as income for the full-year ended 30 June 2024 (30 June 2023: \$1,309,407)

The company is entitled to claim grant credits from the Australian Government in recompense for its research and development program expenditure. The program is overseen by AusIndustry, which is entitled to audit and/or review claims lodged for the past 4 years. In the event of a negative finding from such an audit or review AusIndustry has the right to rescind and clawback those prior claims, potentially with penalties. Such a finding may occur in the event that those expenditures do not appropriately qualify for the grant program. In their estimation, considering also the independent external expertise they have contracted to draft and claim such expenditures, the directors of the company consider that such a negative review has a remote likelihood of occurring.

Share-based payment transactions

The Consolidated Entity measures the cost of equity-settled transactions with employees by reference to the fair value of the equity instruments at the date at which they are granted. The fair value is determined by using either the Binomial or Black-Scholes model taking into account the terms and conditions upon which the instruments were granted. The accounting estimates and assumptions relating to equity-settled share-based payments would have no impact on the carrying amounts of assets and liabilities within the next annual reporting period but may impact profit or loss and equity.

Recovery of deferred tax assets for deductible temporary differences and carry-forward tax losses

Deferred tax assets are recognised for deductible temporary differences and carry-forward tax losses only if the Consolidated Entity considers it is probable that future taxable amounts will be available to utilise those temporary differences and losses.

Assessment of R&D expenditure not advancing to a stage of technical feasibility

Research costs are expensed in the period in which they are incurred. Development costs are capitalised when it is probable that the project will be a success considering its commercial and technical feasibility; the Consolidated Entity is able to use or sell the asset; the Consolidated Entity has sufficient resources and intent to complete the development; and its costs can be measured reliably.

4. Operating segments

Consistent with FY23 financial year, the Board considers that the Consolidated Entity has only operated in one Segment being research and development of drugs focusing on small molecules with potential therapeutic benefit in areas of significant medical needs and it operates in one geographical area being Australasia. The financial information presented in the statement of financial performance and statement of financial position represents the information for the business segment.

5. Other income

	2024	2023
	\$	\$
Interest received	161,014	148,817
Export Market Development Grant	15,000	-
Other income	176,014	148,817

6. R&D grant revenue

	2024	2023
	\$	\$
R&D grant revenue	3,226,924	1,429,905

In FY2024 the Company received a R&D tax incentive refund greater than the amount accrued by \$2,232,325 for the period ending 30 June 2023 (2023: \$120,498). The estimated FY2024 R&D tax incentive refund is \$994,600.

7. Trade, other receivables and prepayments

	2024	2023
	\$	\$
Current assets		
R&D Tax Incentive Receivable	994,600	1,309,407
Prepayments	84,395	81,070
Other receivables	25,980	27,388
	1,104,975	1,417,865

8. Trade and other payables

	2024	2023
	\$	\$
Current liabilities		
Trade payables	118,460	505,727
Accrued expenses	433,854	109,824
Amounts owing to related party - key management personnel	74,541	73,780
Other payables	31,148	31,171
	658,003	720,502

9. Issued capital

	2024	2023	2024	2023
	Shares	Shares	\$	\$
Ordinary shares – fully paid	182,208,698	156,008,700	26,841,743	25,320,332

Common stock

	30 June 2024	30 June 2023	30 June 2024	30 June 2023
	Shares	Shares	\$	\$
At the beginning of reporting period/year	156,008,700	156,008,700	25,320,332	25,320,332
Issue of Common Stock	26,199,998	-	1,965,000	-
Less: Share placement costs	-	-	(443,589)	-
	182,208,698	156,008,700	26,841,743	25,320,332

The Company has CHES Depositary Interests (CDIs) quoted on the Australian Securities Exchange (ASX) trading under the ASX code NYR. Each CDI represents an interest in one share of Class A common stock of the Company (Share).

Legal title to the Shares underlying the CDIs is held by CHES Depositary Nominees Pty Ltd (CDN), a wholly owned subsidiary of the ASX. The Company's securities are not quoted on any other exchange.

CDI Holders are entitled to participate in dividends and the proceeds on the winding up of the company in proportion to the number of and amounts paid on the shares held.

CDI Holders may attend and vote at Nyrada's general meetings. The Company must allow CDI Holders to attend any meeting of Shareholders unless relevant U.S. law at the time of the meeting prevents CDI Holders from attending those meetings.

Performance Common Stock

The Company has issued the following Performance Common Stock in the Company (Performance Shares):

	2024	2023
	No	No
At the beginning of the reporting period	18,000,000	18,000,000

The Performance Shares shall be convertible into 18,000,000 Shares upon the achievement of the milestones referred to below on or before 25 November 2024. The fair value of each Performance Share at grant date is \$0.08:

Holder	Performance shares	Performance milestones
Noxopharm Limited	6,000,300	The later to occur of: <ul style="list-style-type: none"> • the trading price for the Company's CDIs achieving at least AU\$0.40 for 5 consecutive trading days on the ASX; and • the Scientific Advisory Board to the Company determining that, based on in-vivo data, the final lead neuroprotectant drug candidate is ready to proceed to pre-clinical safety and toxicology studies.
	6,000,300	The later to occur of: <ul style="list-style-type: none"> • the trading price for the Company's CDIs achieving at least AU\$0.40 for 5 consecutive trading days on the ASX; and • the Scientific Advisory Board to the Company determining that, based on in-vivo data, the final lead peripheral neuropathic pain drug candidate is ready to proceed to pre-clinical safety and toxicology studies.
Altnia Holdings Pty Ltd	5,999,400	The later to occur of: <ul style="list-style-type: none"> • the trading price for the Company's CDIs achieving at least AU\$0.40 for 5 consecutive trading days on the ASX; and • the Scientific Advisory Board to the Company determining that, based on in-vivo data, the final lead PCSK9 inhibitor drug candidate is ready to proceed to pre-clinical safety and toxicology studies.
Total	18,000,000	

If the relevant performance milestones are not achieved on or before 25 November 2024, the Performance Shares held by each holder will be automatically redeemed by the Company for the sum of AU\$1.00.

Each Performance Share shall be convertible into one (1) fully paid and non-assessable Share upon the terms and conditions set forth herein. The Company will at all times reserve and keep available, solely for the purpose of issue upon conversion of the outstanding Performance Shares, such number of Shares as shall be issuable upon the conversion of all such outstanding shares; provided, that nothing contained herein shall be construed to preclude the Company from satisfying its obligations in respect of the conversion of the outstanding Performance Shares by delivery of Shares which are held in the treasury of the Company.

The Company covenants that if any shares, required to be reserved for purposes of conversion hereunder, require registration with or approval of any governmental authority under any federal or state law before such shares may be issued upon conversion, the Company will use its best efforts to cause such shares to be duly registered or approved, as the case may be. The Company will endeavour to list the shares required to be delivered upon conversion prior to such delivery upon each national securities exchange, if any, upon which the outstanding shares are listed at the time of such delivery. The Company covenants that all Shares which shall be issued upon conversion of the Performance shares will, upon issue, be fully paid and non-assessable and not entitled to any pre-emptive rights.

Fifty Percent (50%) of the Noxopharm Performance Common Stock will automatically convert into Shares upon 10 Business Days after the First Milestone and the Second Nox Milestone are both satisfied, such that each such share of Noxopharm Performance Common Stock will convert into one Share.

Fifty Percent (50%) of the Noxopharm Performance Common Stock will automatically convert into Shares upon 10 Business Days after the First Milestone and the Third Nox Milestone are both satisfied, such that each such share of Noxopharm Performance Common Stock will convert into one Share.

The Altnia Performance Common Stock will automatically convert into Shares upon 10 Business Days after the First Milestone and the Second Altnia Milestone are both satisfied, such that each such share of Altnia Performance Common Stock will convert into one Share. Altnia is a related party of Ian Dixon.

Upon the occurrence of a Change of Control:

- that number of Performance Shares that, after conversion, is no more than 10% of the issued and outstanding capital stock of the Company (as at the date of the Change of Control) may by the Holder be converted into Shares;
- the Company shall ensure a pro-rata allocation of shares of Shares issued under this paragraph to all Holders; and
- any Performance Shares that are not converted into Shares in accordance with this Section will continue to be held by the Holder on the same terms and conditions.

Procedures for Conversion.

The Company will issue the Holders with a new holding statement for the Shares within 2 Business Days following the conversion of the Performance Shares into Shares.

Restrictions on Transfer.

The Performance Shares shall be issued only to, and shall be held only by those persons designated by the Board. Any purported sale, transfer, pledge or other disposition of any Performance Shares to any person, other than a successor to such designated person by merger or reorganisation of the designated person, or a duly authorised agent acting for the benefit of such designated person, shall be null and void and of no force and effect.

No Dividends or Distributions.

Holders shall not be entitled to share in any dividends or other distributions of cash, property or shares of the Company, whether in the event of any voluntary or involuntary liquidation, dissolution or winding up of the Company or otherwise.

No Pre-emptive Rights.

No Holder shall be entitled as of right to purchase or subscribe for any part of any unissued or treasury stock of the Company, or of any additional stock of any class, to be issued by reason of any increase of the authorized capital stock of the Company, or to be issued from any unissued or additionally authorized stock, or of bonds, certificates of indebtedness, debentures or other securities convertible into stock of the Company, but any such unissued or treasury stock, or any such additional authorized issue of new stock or securities convertible into stock, may be issued and disposed of by the Board to such persons, firms, corporations or associations, and upon such terms as the Board may, in its discretion, determine, without offering to the Holders then of record, on the same terms or any terms.

Reorganisation.

If and for the period that the Company is admitted to the official list of ASX:

- If there shall occur a reorganisation, recapitalisation, reclassification, consolidation or merger involving the Company (Reorganisation), then the rights of the Holder (including the number of Shares into which a Performance Share may be converted) will be changed to the extent necessary to comply with the listing rules of ASX applying to a reorganisation of capital stock at the time of the Reorganisation.
- Any calculations or adjustments which are required to be made will be made by the Board and will, in the absence of manifest error, be final and conclusive and binding on the Company and the Holder.
- The Company must, within a reasonable period, give to the Holder notice of any change to the number of Shares into which a Performance Share held by the Holder may be converted.

Redemption.

If the Performance Shares have not been converted into Shares within five (5) years after the date of issue of the Performance Shares, then the Performance Shares held by a Holder at that date will be automatically redeemed by the Company for the sum of AUD1.00 within ten (10) Business Days of the expiration of that five (5) year period.

Performance shares are vested over the life of the term as share-based payments. Refer to Note 17.

10. Reserves

	2024	2023
	\$	\$
Balance at beginning of period	6,154,838	5,693,864
Transfer of fair value on expired options	(1,417,908)	(80,240)
Share based payments - vesting	358,074	541,214
Share based payments - share issue costs	305,016	-
	5,400,020	6,154,838

Share-based payments reserve

The reserve is used to recognise the value of equity benefits provided to employees and directors as part of their remuneration, and other parties as part of their compensation for services.

11. Dividends

There were no dividends paid, recommended or declared during the current or previous financial year.

12. Unrecognised carry-forward tax losses

The Company has income tax revenue losses of approximately \$11,934,142 (2023: \$9,718,406) for which no deferred tax asset has been recognised.

13. Parent entity information

Set out below is the supplementary information about the parent entity.

Statement of profit or loss and other comprehensive income

	2024	Parent 2023
	\$	\$
Loss after income tax	(984,409)	(4,992,021)
Total comprehensive income	(984,409)	(4,992,021)

Statement of financial position

	2024	Parent 2023
	\$	\$
Total current assets	4,794,583	3,586,914
Total non-current assets	2	-
Total assets	4,794,585	3,586,914
Total current liabilities	103,241	95,662
Total liabilities	103,241	95,662
Equity		
Issued capital	26,804,743	25,320,332
Share-based payments reserve	5,400,020	6,154,838
Accumulated losses	(27,513,419)	(27,983,918)
Total equity	4,691,344	3,491,252

Guarantees entered into by the parent entity in relation to the debts of its subsidiaries

The parent entity had no guarantees in relation to the debts of its subsidiaries as at 30 June 2024 and 30 June 2023.

Contingent liabilities

The parent entity had no contingent liabilities as at 30 June 2024 and 30 June 2023.

Capital commitments - Property, plant and equipment

The parent entity had no capital commitments for property, plant and equipment as at 30 June 2024 and 30 June 2023.

Material accounting policy information

The accounting policies of the parent entity are consistent with those of the Consolidated Entity, as disclosed in note 2, except for the following:

- Investments in subsidiaries are accounted for at cost, less any impairment, in the parent entity.
- Dividends received from subsidiaries are recognised as other income by the parent entity and its receipt may be an indicator of an impairment of the investment.

14. Subsidiaries

	2024 ownership interest	2023 ownership interest
Nyrada Pty Ltd	100%	100%
Norbio No.2 Pty Ltd	100%	100%
Cardio Therapeutics Pty Ltd	100%	100%

15. Events after reporting period

No matters or circumstances have arisen since 30 June 2024 that has significantly affected, or may significantly affect the Consolidated Entity's operations, the results of those operations, or the Consolidated Entity's state of affairs in future financial years.

16. Cash flow information

Reconciliation of loss after income tax to net cash used in operating activities

	2024 \$	2023 \$
Loss after income tax expense for the year	(1,391,309)	(7,781,692)
<i>Adjustments for:</i>		
Depreciation & amortisation	5,183	6,534
Share-based payments	358,074	541,214
<i>Change in operating assets and liabilities</i>		
Decrease/(increase) in trade and other receivables	312,890	(264,140)
Increase/(decrease) in trade and other payables	(62,981)	245,433
Increase/(decrease) in employee benefits	11,848	53,260
	(766,295)	(7,199,391)

Reconciliation of Cash

Cash at the end of financial year as included in the statement of cash flows is reconciled to the related items in the statement of financial position as follows:

	2024 \$	2023 \$
Cheque account	56,034	196,729
USD account	388	671
Saving bonus	2,212,952	3,511,361
Term deposit	2,500,000	-
	4,769,374	3,708,761

17. Share-based payments

The vesting charge taken to the profit and loss in-respect of options and performance shares for the year was \$358,074 and the transfer of fair value on expired options was (\$1,417,908). Details of the fair value assumptions underpinning these share-based payment arrangements are disclosed in previous years' financial reports of the Company and options issued during the period ending 30 June 2024 are outlined in the table below.

Performance shares are vested over the life of the term as share-based payments.

The weighted average exercise price at the end of the financial year was \$0.20 (2023: \$0.21). The weighted average remaining contractual life of options and performance shares outstanding at the end of the financial year was 3.11 years (2023: 1.75 years).

Type of security	Expiry date	Exercise price (\$)	Balance at the start of the year			Balance at the end of the year ⁴			Vesting conditions
			Granted	Exercised	Expired	Granted	Exercised	Expired	
Performance shares	25/11/2024	N/A ¹	18,000,000	-	-	-	18,000,000	Market	
Warrants	30/06/2024	0.20	8,000,000	-	-	(8,000,000)	-		
Unlisted options	16/01/2025	0.22	4,000,000	-	-	-	4,000,000	Service	
Unlisted options	5 years from vesting date	TBC ²	4,000,000	-	-	-	4,000,000	Service	
Unlisted options	5 years from vesting date	TBC ²	5,000,000	-	-	-	5,000,000	Service	
Unlisted options	5 years from vesting date	TBC ²	5,000,000	-	-	-	5,000,000	Service	
Unlisted options	25/11/2023	0.24	3,600,000	-	-	(3,600,000)	-		
Unlisted options	25/11/2024	TBC ³	3,600,000	-	-	-	3,600,000	Service	
Unlisted options	25/11/2025	TBC ³	3,600,000	-	-	-	3,600,000	Service	
Unlisted options	3 years from vesting date	TBC ³	900,000	-	-	-	900,000	Service	
Unlisted options	29/06/2026	0.40	4,000,000	-	-	-	4,000,000	None	
Unlisted options	29/06/2026	0.60	2,000,000	-	-	-	2,000,000	None	
Unlisted options	29/06/2026	0.90	2,000,000	-	-	-	2,000,000	None	
Unlisted options	3 years from vesting date	TBC ³	1,200,000	-	-	-	1,200,000	Service	
Unlisted options	18/01/2025	TBC ³	600,000	-	-	-	600,000	Service	
Unlisted options	18/01/2026	TBC ³	600,000	-	-	-	600,000	Service	
Unlisted options	18/01/2027	TBC ³	600,000	-	-	-	600,000	Service	
Unlisted options	03/10/2027	TBC ³	-	600,000	-	-	600,000	Service	
Unlisted options	03/10/2028	TBC ³	-	600,000	-	-	600,000	Service	
Unlisted options	03/10/2029	TBC ³	-	600,000	-	-	600,000	Service	
Unlisted options	30/06/2027	0.135	-	5,000,000	-	-	5,000,000	None	
			66,700,000	6,800,000	-	(11,600,000)	61,900,000		

¹ Performance shares convert when specified milestones are achieved, these milestones are outlined in note 9 of the financial statements.

² The exercise price is higher of:

- 100% of the Fair Market Value (as defined in the Company's Stock Incentive Plan) of the Shares on the date that Option is granted; and
- an amount equal to 110% of the volume weighted average price of the CDIs for the period of 10 trading days immediately prior to the date on which that Option vests.
- an exercise price of \$0.22 was used for the purpose of the fair value calculation at grant date.

³ The exercise price is higher of:

- 100% of the Fair Market Value (as defined in the Company's Stock Incentive Plan) of the Shares on the date that Option is granted; and
- an amount equal to 120% of the volume-weighted average price of the CDIs for the period of 10 trading days immediately prior to the date on which the Option vests.
- an exercise price of \$0.24 was used for the purpose of the fair value calculation at grant date.

⁴ Options vested and exercisable at the end of the period was 31,200,000 (2023: 37,200,000)

For the options granted during the current financial year, the valuation model inputs used to determine the fair value at the grant date, are as follows:

Grant date	Assumed expiry date	Share price at grant date	Exercise price	Expected volatility	Dividend yield	Risk-free interest rate	Fair value at grant date	Valuation model
03/10/2023	03/10/2027	\$0.0200	Note ¹	70.00%	-	4.05%	\$0.0090	Monte Carlo
03/10/2023	03/10/2028	\$0.0200	Note ¹	70.00%	-	4.05%	\$0.0091	Monte Carlo
03/10/2023	03/10/2029	\$0.0200	Note ¹	70.00%	-	4.05%	\$0.0094	Monte Carlo
06/03/2024	30/06/2024	\$0.0650	\$0.1350	226.21%	-	4.35%	\$0.0610	Black-Scholes

¹ The exercise price is higher of:

- 100% of the Fair Market Value (as defined in the Company's Stock Incentive Plan) of the Shares on the date that Option is granted; and
- an amount equal to 120% of the volume-weighted average price of the CDIs for the period of 10 trading days immediately prior to the date on which the Option vests.

18. Loss per share

	2024	2023
	\$	\$
Loss after income tax attributable to the owners of Nyrada Inc.	(1,391,309)	(7,781,692)
	Number	Number
Weighted average number of ordinary shares used in calculating basic earnings per share	163,006,508	156,008,700
Weighted average number of ordinary shares used in calculating diluted earnings per share	163,006,508	156,008,700
	Cents	Cents
Basic loss per share	(0.85)	(4.99)
Diluted loss per share	(0.85)	(4.99)

There are 31,200,000 options which have vested and are considered to be dilutive. The options are not included as the Consolidated Entity is loss-making, so incorporating in the impacts of contingent equity is anti-dilutive.

19. Key Management Personnel disclosures

Compensation

The aggregate compensation made to directors and other members of Key Management Personnel of the Consolidated Entity is set out below:

	2024	2023
	\$	\$
Short-term employee benefits	704,116	926,321
Post-employment benefits	32,398	32,204
Share-based payments	130,658	245,547
	867,172	1,204,072

20. Related party transactions

Key Management Personnel

Any person(s) having authority and responsibility for planning, directing and controlling the activities of the entity, directly or indirectly, including any director (whether executive or otherwise) of that entity, are considered Key Management Personnel.

For details of disclosures relating to Key Management Personnel, including who is included within these disclosures, refer to the remuneration report contained in the Directors' report and note 19.

21. Commitments and contingencies

There are no significant commitments and contingencies at balance date in the current or prior reporting periods.

22. Financial instruments

Capital management

The Consolidated Entity manages its capital to ensure entities in the Consolidated Entity will be able to continue as going concern while maximising the return to stakeholders through the optimisation of the debt and equity balance.

The Consolidated Entity's overall strategy remains unchanged from 2023.

The Company is not subject to any externally imposed capital requirements, except for Chapter 6 of the Corporations Act 2001 in relation to take over provisions and Chapter 7 of ASX listing rules including a 15% placement capacity on new equity raising.

At the 2023 Annual General Meeting held on 20 November 2023, shareholders approved additional 10% capacity to issue equity securities under ASX Listing Rule 7.1A.

Given the nature of the business, the Consolidated Entity monitors capital on the basis of current business operations and cash flow requirements.

Categories of financial instruments

	2024	2023
	\$	\$
Financial assets		
Cash and cash equivalents	4,769,374	3,708,761
Trade and other receivables	1,104,975	1,417,865
	5,874,349	5,126,626
	2024	2023
	\$	\$
Financial liabilities		
Trade and other payables	658,003	720,502

The fair value of the above financial instruments approximates their carrying values.

Financial risk management objectives

For the year, the only material financial risk of the Consolidated Entity was liquidity risk. In common with all other businesses, the Consolidated Entity is exposed to risks that arise from its use of financial instruments. This note describes the consolidated entities objectives, policies and processes for managing those risks and the methods used to measure them. Further quantitative information in respect of those risks is presented throughout these financial statements.

There have been no substantive changes in the Consolidated Entity's exposure to financial instrument risks, its objectives, policies and processes for managing those risks or the methods used to measure them from previous periods unless otherwise stated in this note.

The Board has overall responsibility for the determination of the consolidated entities risk management objectives and policies and, whilst retaining ultimate responsibility for them, it has delegated the authority for designing and operating processes that ensure the effective implementation of the objectives and policies to the consolidated entities finance function.

The Consolidated Entity's risk management policies and objectives are therefore designed to minimise the potential impacts of these risks on the Consolidated Entity where such impacts may be material. The Board receives monthly financial reports through which it reviews the effectiveness of the processes put in place and the appropriateness of the objectives and policies it sets. The overall objective of the Board is to set policies that seek to reduce risk as far as possible without unduly affecting the Consolidated Entity's competitiveness and flexibility.

Liquidity risk management

Ultimate responsibility for liquidity risk management rests with the Board of Directors, which has established an appropriate liquidity risk management framework for the management of the consolidated entities short, medium and long-term funding and liquidity management requirements. The Consolidated Entity manages liquidity by maintaining adequate banking facilities, by continuously monitoring forecast and actual cash flows, and by matching the maturity profiles of financial assets and liabilities.

	Carrying amount	Less than 1 month	1-3 months	3-12 months	1 year to 5 years	Total contractual cash flows
2024	\$	\$	\$	\$	\$	\$
Trade and other payables	658,003	554,761	103,242	-	-	658,003

23. Remuneration of auditors

	2024	2023
	\$	\$
Audit and review services	-	45,411
William Buck Audit (Vic) Pty Ltd	43,700	37,500

Consolidated Entity Disclosure Statement

Entity name	Entity type	Place formed/ Country of incorporation	Ownership interest %	Tax residency
Nyrada Inc	Body corporate	United States of America	N/A	United States of America & Australia
Nyrada Pty Limited	Body corporate	Australia	100.00%	Australia
Norbio No.2 Pty Limited	Body corporate	Australia	100.00%	Australia
Cardio Therapeutics Pty Limited	Body corporate	Australia	100.00%	Australia

Basis of preparation

This Consolidated entity disclosure statement (CEDS) has been prepared in accordance with the Corporations Act 2001 and includes information for each entity that was part of the Consolidated Entity as at the end of the financial year in accordance with AASB 10 Consolidated Financial Statements.

Determination of tax residency

Section 295 (3A)(vi) of the Corporation Act 2001 defines tax residency as having the meaning in the Income Tax Assessment Act 1997. The determination of tax residency involves judgement as there are different interpretations that could be adopted, and which could give rise to a different conclusion on residency.

In determining tax residency, the Group has applied the following interpretations:

Australian tax residency

The Group has applied current legislation and judicial precedent, including having regard to the Tax Commissioner's public guidance in Tax Ruling TR 2018/5.

Foreign tax residency

Where necessary, the Group has used independent tax advisers in foreign jurisdictions to assist in its determination of tax residency to ensure applicable foreign tax legislation has been complied with (see section 295(3A)(vii) of the Corporations Act 2001).

Partnerships and Trusts

None of the entities noted above were trustees of trusts within the Group, partners in a partnership within the Group or participants in a joint venture within the Group.

Directors' Declaration

In the Directors' opinion:

- the attached financial statements and notes comply with the Corporations Act, 2001, the Accounting Standards, the Corporations Regulations, 2001 and other mandatory professional reporting requirements;
- the attached financial statements and notes comply with International Financial Reporting Standards as issued by the International Accounting Standards Board as described in note 2 to the financial statements;
- the attached financial statements and notes give a true and fair view of the Consolidated Entity's financial position as at 30 June 2024 and of its performance for the financial year ended on that date;
- there are reasonable grounds to believe that the Consolidated Entity will be able to pay its debts as and when they become due and payable.
- the information disclosed in the attached consolidated entity disclosure statement is true and correct.

The Directors have been given the declarations required by section 295A of the Corporations Act 2001.

Signed in accordance with a resolution of directors made pursuant to section 295(5)(a) of the Corporations Act 2001.

On behalf of the Directors



John Moore
Non-Executive Chair
22 August 2024

Shareholder Information

Corporate Governance Statement

The Company's corporate governance statement is located at the Company's website:

<https://www.nyrada.com/site/About-Us/corporate-governance>

CHES Depository Interests

The Company has CHES Depository Interests (CDIs) quoted on the Australian Securities Exchange (ASX) trading under the ASX code NYR. Each CDI represents an interest in one share of Class A common stock of the Company (Share). Legal title to the Shares underlying the CDIs is held by CHES Depository Nominees Pty Ltd (CDN), a wholly owned subsidiary of the ASX. The Company's securities are not quoted on any other exchange.

All information provided below is current as at 1 August 2024 except as otherwise stated. To avoid double-counting, the holding of Shares by CHES Depository Nominees Pty Limited (underpinning the CDIs on issue) have been disregarded in the presentation of the information below, unless otherwise stated.

Distribution of CDIs

Analysis of number of equitable security holders by size of holding:

	Holders	Total units	% share capital
1 to 1,000	40	5,830	-
1,001 to 5,000	341	1,116,207	0.61%
5,001 to 10,000	313	2,546,596	1.40%
10,001 to 100,000	828	31,295,591	17.18%
100,001 and over	257	147,244,474	80.81%
Total	1,779	182,208,698	100.00%

Unmarketable parcels

There are 584 shareholdings held with less than a marketable parcel, totalling 2,568,633 shares or 1.41% of the total CDIs.

Unlisted securities

- 18,000,000 Performance Common Stock, with terms and conditions outlined in the Prospectus (released to the ASX on 14 January 2020)
- 29,100,000 ESOP Options, with terms and conditions outlined in the Prospectus (released to the ASX on 14 January 2020) and subsequent allotments outlined within the Notice of Meeting (released to the ASX on 17 October 2023)
- 4,000,000 Broker Options, with an exercise price of \$0.40 and expiry date of 29 June 2026
- 2,000,000 Broker Options, with an exercise price of \$0.60 and expiry date of 29 June 2026
- 2,000,000 Broker Options, with an exercise price of \$0.90 and expiry date of 29 June 2026
- 5,000,000 Broker Options, with an exercise price of \$0.135 and expiry date of 30 June 2027

Distribution of Unlisted Securities (> 20% holding)¹

	Performance Common Stock %	Broker Options ² %	Broker Options ³ %	ESOP Options %
NOXOPHARM LIMITED	66.67%	-	-	-
ALTNIA HOLDING PTY LTD (I DIXON FAMILY A/C)	33.33%	-	-	-
GRAHAM KELLY	-	-	-	65.93%
ANNA CARINA PTY LTD (ANNA CARINA FAMILY A/C)	-	30.00%	26.67%	-
MR ARUN SENGUPTA	-	-	26.67%	-
MERSOUND PTY LIMITED	-	30.00%	-	-
MR JODET DURAK	-	30.00%	-	-

1 – There are no holders that hold >20% for the following unlisted securities

- 4,000,000 Broker Options, with an exercise price of \$0.40 and expiry date of 29 June 2026

2 – Broker Options for the following unlisted securities, noting the option holders for each tranche of broker options are the same

- 2,000,000 Broker Options, with an exercise price of \$0.60 and expiry date of 29 June 2026
- 2,000,000 Broker Options, with an exercise price of \$0.90 and expiry date of 29 June 2026

3 – 5,000,000 Broker Options, with an exercise price of \$0.135 and expiry date of 30 June 2027

Voting rights

CDI Holders may attend and vote at Nyrada's general meetings. The Company must allow CDI Holders to attend any meeting of Shareholders unless relevant U.S. law at the time of the meeting prevents CDI Holders from attending those meetings.

In order to vote at such meetings, CDI Holders may:

- instruct CDN, as the legal owner, to vote the Shares underlying their CDIs in a particular manner. A voting instruction form will be sent to CDI Holders with the notice of meeting or proxy statement for the meeting and this must be completed and returned to the Registry before the meeting;
- inform Nyrada that they wish to nominate themselves or another person to be appointed as CDN's proxy for the purposes of attending and voting at the general meeting; or
- convert their CDIs into a holding of Shares and vote these at the meeting. Afterwards, if the former CDI Holder wishes to sell their investment on the ASX it would need to convert the Shares back to CDIs. In order to vote in person, the conversion from CDIs to Shares must be completed before the record date for the meeting.

One of the above steps must be undertaken before CDI Holders can vote at Shareholder meetings.

CDI voting instruction forms and details of these alternatives will be included in each notice of meeting or proxy statement sent to CDI Holders by Nyrada.

Required Statements

The Company advises that the Annual General Meeting (AGM) of the Company is scheduled for Tuesday, 12 November 2024 at 10:00am (AEDT) as a hybrid meeting.

Further to Listing Rule 3.13.1, Listing Rule 14.3, nominations for election of directors at the AGM must be received not less than 35 Business Days before the meeting, being no later than Tuesday, 24 September 2024.

On-Market buy-back

There is no current on-market buy-back.

Twenty (20) largest shareholders of quoted equity securities

Position	Holder	Holding	% held
1	NOXOPHARM LIMITED	33,373,245	18.32%
2	ALTNIA HOLDING PTY LTD (I DIXON FAMILY A/C)	9,921,725	5.45%
3	SUNSET CAPITAL MANAGEMENT PTY LTD (SUNSET SUPERFUND A/C)	5,233,333	2.87%
4	MR LIMPUNG FU	5,000,000	2.74%
5	MR XIAO LI	3,550,000	1.95%
6	MS ROCHELLE SEMAAN	3,004,684	1.65%
7	MR XIAOJIAN HUANG	2,988,261	1.64%
8	COLIN HOUSELY & FREDA HOUSELY (CM HOUSLEY & FV HOUSLEY FAM)	1,863,725	1.02%
9	ATATURK INVESTMENTS PTY LTD	1,822,000	1.00%
10	KYRIACO BARBER PTY LTD	1,610,000	0.88%
11	MR PAUL JAMES MADDEN	1,600,000	0.88%
12	MR JOHN MOORE	1,572,756	0.86%
13	EXOSPHERE INVESTMENTS PTY LTD	1,475,926	0.81%
14	SYMPHONY CAPITAL HOLDINGS LLC	1,425,000	0.78%
15	PROFESSOR GARY DAVID HOUSLEY	1,411,411	0.77%
16	MR JOHN GARDNER	1,400,000	0.77%
17	DOSSMAN PTY LTD	1,353,705	0.74%
18	COMSEC NOMINEES PTY LIMITED	1,318,322	0.72%
19	JOHN W KING NOMINEES PTY LTD	1,242,483	0.68%
20	MR COLIN JAMES EASTERBROOK & MRS JANET ELIZABETH EASTERBROOK (C & J EASTERBROOK SUPER A/C)	1,200,000	0.66%
20	KEVIN XING & ASSOCIATES PTY LTD	1,200,000	0.66%

For personal use only



For personal use only

