

The image features a dark blue background with a detailed illustration of bacteriophages. One phage is prominently shown in the foreground, attached to a textured, purple, spherical cell surface. Its head is a hexagonal prism containing a tangled DNA structure, and its tail is a long, segmented cylinder with six legs. Other phages are visible in the background, some attached to the cell and others floating. The overall aesthetic is scientific and futuristic.

**BiomX**

Company Introduction

ADVANCING MEDICINE.  
**PRECISELY.**

# Safe Harbor Statement

---

This presentation contains certain “forward-looking statements” within the meaning of the “safe harbor” provisions of the U.S. Private Securities Litigation Reform Act of 1995. Forward-looking statements can be identified by words such as: “target,” “believe,” “expect,” “will,” “may,” “anticipate,” “estimate,” “would,” “positioned,” “future,” and other similar expressions that predict or indicate future events or trends or that are not statements of historical matters. Forward-looking statements are neither historical facts nor assurances of future performance. Instead, they are based only on BiomX management’s current beliefs, expectations and assumptions. When we discuss our expectations regarding the sufficiency of cash, cash equivalents and short-term deposits to fund the our current operating plan until at least the middle of 2024, the ability of our products to address unmet medical needs, the potential to receive up to \$15 million in additional loan tranches if certain milestones are met, the design, aim, expected timing and results of our preclinical and clinical trials and studies, including resumption of certain development programs, including whether we will be able to obtain funding for such programs, as well as our pipeline and the potential of our product candidates, our ability to quickly generate clinical proof of concept in patients and the advantages of our BOLT platform as well as our leadership position in phage technology we are making forward-looking statements. Because forward-looking statements relate to the future, they are subject to inherent uncertainties, risks and changes in circumstances that are difficult to predict and many of which are outside of our control. Actual results and outcomes may differ materially from those indicated in the forward-looking statements. Therefore, you should not rely on any of these forward-looking statements. You should review additional disclosures we make in our filings with the Securities and Exchange Commission (the “SEC”), which are available on the SEC’s website at [www.sec.gov](http://www.sec.gov). Except as required by law, we are under no duty to (and expressly disclaim any such obligation to) update or revise any of the forward-looking statements, whether as a result of new information, future events or otherwise.





# What we do

---



We develop disease modifying therapies based on natural or engineered phage cocktails as precision medicines to target and specifically destroy harmful bacteria



Our R&D platform enables generation of clinical proof of concept in patients within 12-18 months from project initiation\*

# Unique position as leader in phage technology

Only clinical stage phage company focusing on chronic indications

## Technology

- BOLT phage therapy platform – Rapid path from discovery to clinic
- Scalable in-house manufacturing – can support annually over 50 different phage at a clinical grade



## Pipeline

- Focusing on cystic expected to produce clinical data in 3Q22
- Additional programs in atopic dermatitis, IBD / PSC<sup>1</sup> & Cancer



## Partnerships

- Therapeutics Development Award from the Cystic Fibrosis Foundation.
- Maruho ROFO<sup>2</sup> for rights in Japan to atopic dermatitis product candidate
- Biomarker discovery collaborations in IBD: Janssen (J&J) & Boehringer Ingelheim



## Financing and investors

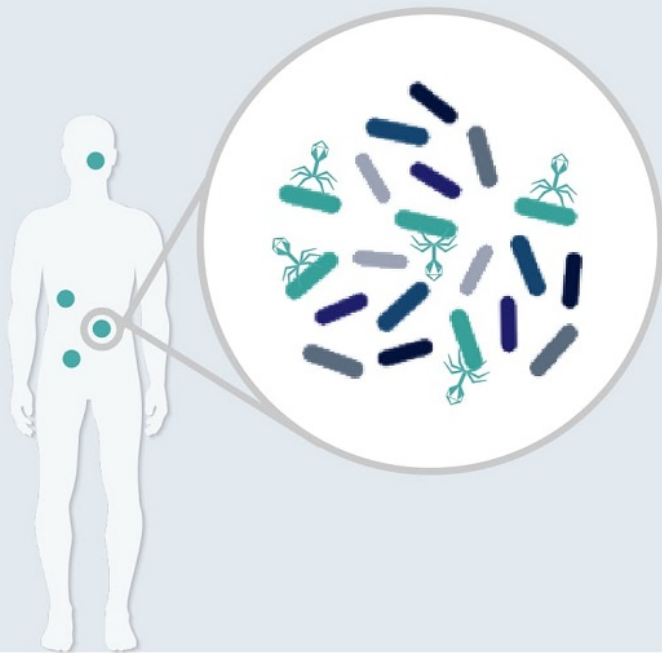
- Publicly traded (**NYSE:PHGE**)
- Equity raised: \$146M
- Grants received: \$6.3M
- Secured debt of up to \$30M
- Expected cash runway until at least middle of 2024



1. Inflammatory Bowel Disease (IBD) , Primary Sclerosing Cholangitis (PSC)  
2. Right Of First Offer

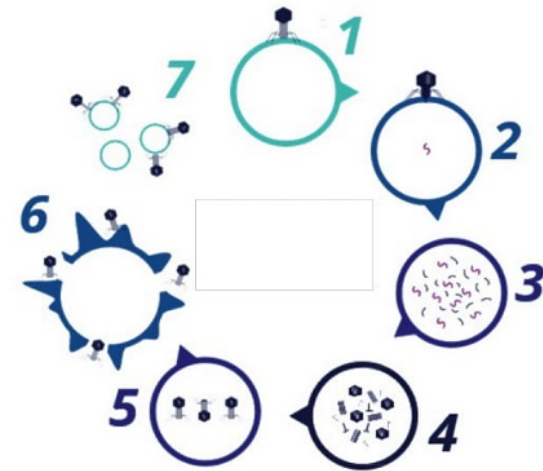
# Phage: Nature's precision tool to target bacteria

Each phage binds only to specific bacterial strains

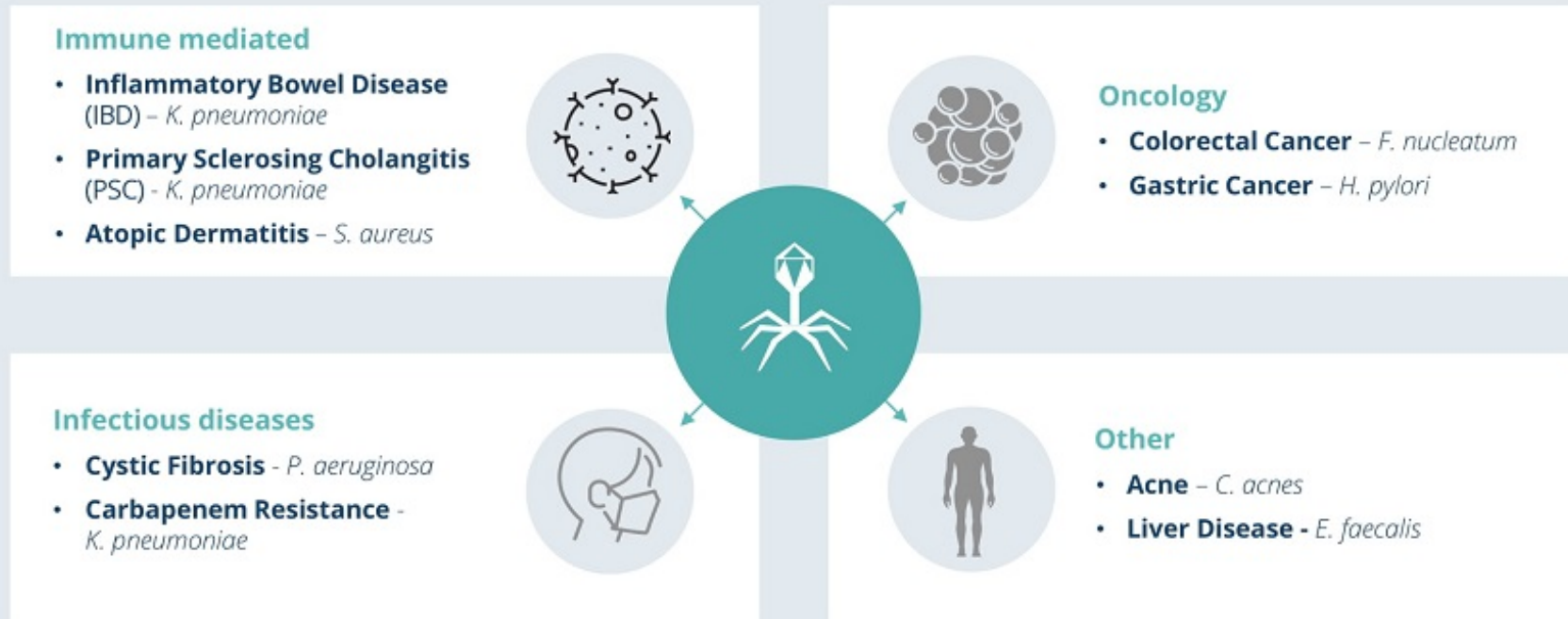


Phage have an amplifying lifecycle

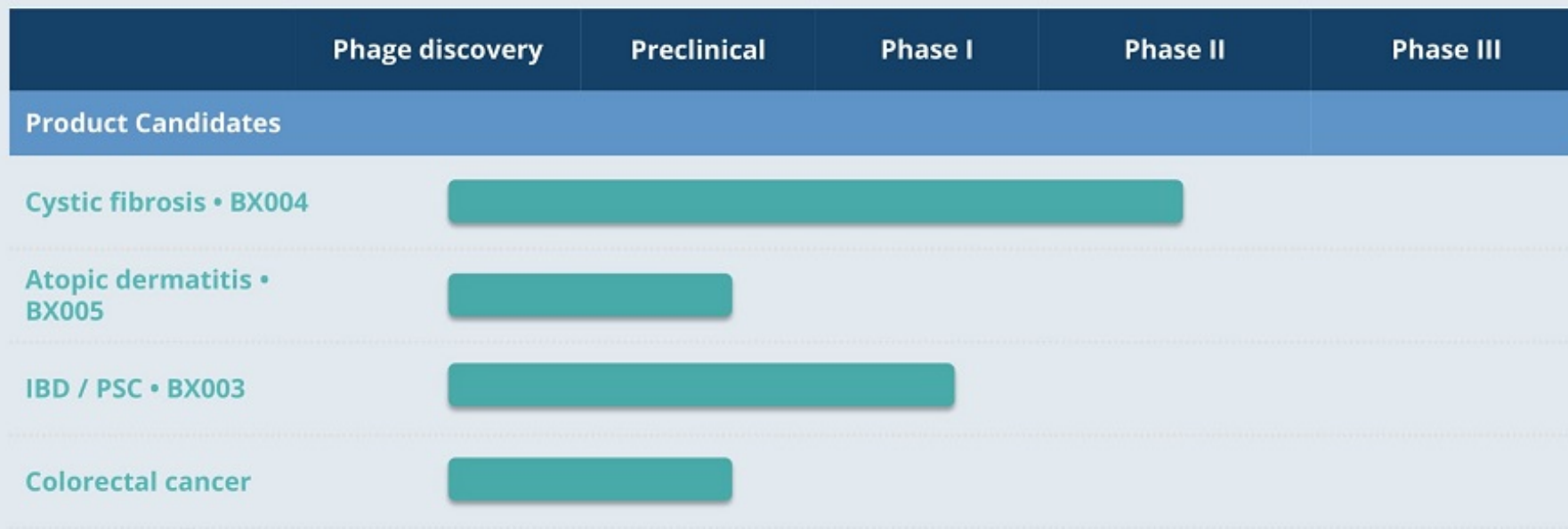
- 1 Locate
- 2 Inject
- 3 Infect
- 4 Multiply
- 5 Assemble
- 6 Eradicate
- 7 Seek



# Multiple potential applications of phage therapy

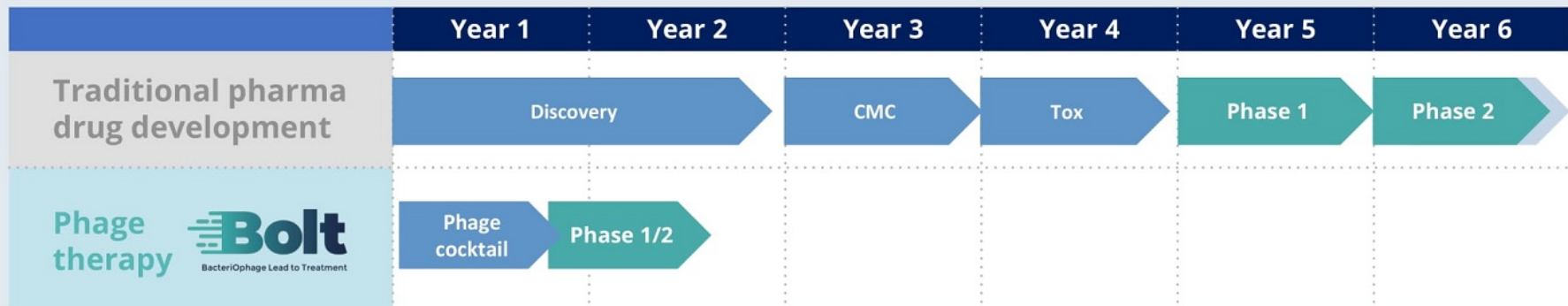


# Pipeline

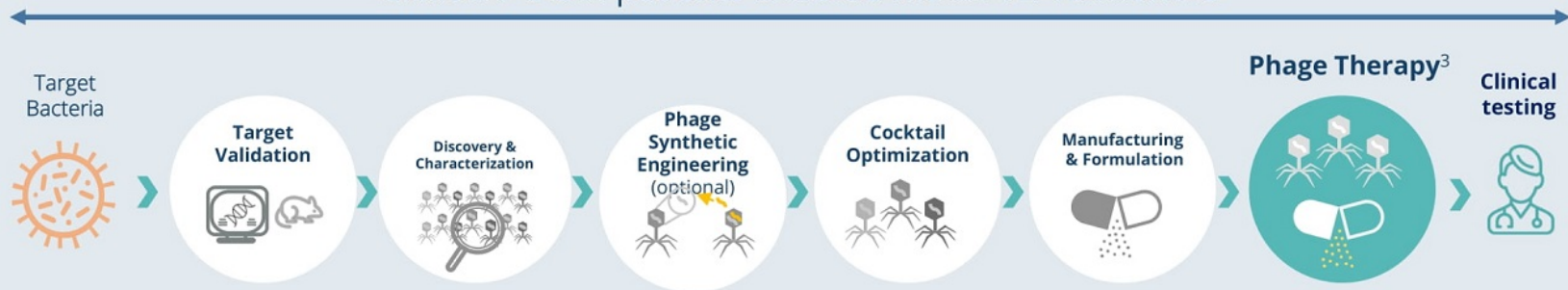




# Our Bolt platform allows clinical POC within 12-18 months



Clinical POC in patients enabled within 12-18 months<sup>1,2</sup>



**BiomX**

1. Strong safety profile of naturally occurring phage supported by regulatory feedback allows proceeding to Phase 1/2 studies without preclinical safety studies or Phase 1 studies in healthy volunteers.
2. In certain indications the length of clinical validation may be longer depending on indication, identity of target bacteria, recruitment rate, cohort size and other factors.
3. Usually, we would develop an optimized phage therapy, which is comprised of several phage (a phage cocktail) optimized to address multiple characteristics such as bacterial host range, emergence of resistance and other factors. In some cases, we may alternatively develop personalized phage cocktails tailored to target specific strain/s of a given patient. We may complete a clinical POC by treating multiple patients with either an optimized phage cocktail or personalized cocktails



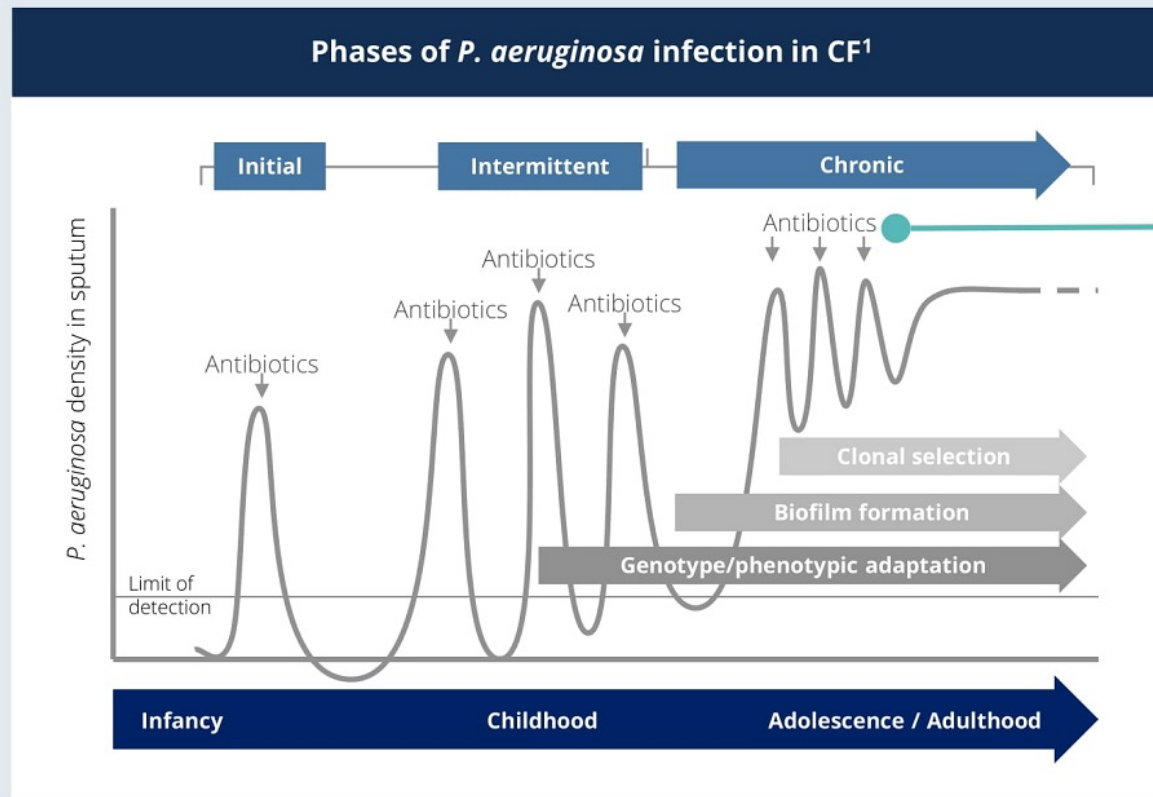


# Cystic Fibrosis

Upcoming milestone: Phase 1b/2a part 1 data expected in 3Q 2022

Program is supported by Cystic Fibrosis Foundation

# Recurring infections leading to antibiotic resistance are a main cause of death in CF



Repeated antibiotic courses lead to nonmucoid and mucoid multidrug-resistance (MDR) of *P. aeruginosa* strains

- CF patients regularly use multiple therapies – CFTR modulators, anti-infectives, mucolytic agents, bronchodilators and other
- Worldwide CF therapeutic market in 2020 was approximately \$8.5B<sup>2</sup>

# Selected cases of compassionate use of phage therapy targeting *P. aeruginosa*

## 11 CF patients treated with phage targeting *P. aeruginosa*

### 2 CF patients, Georgia <sup>1,2</sup>

- 5 yr old & 7 yr old
- Nebulized phage
- Combined with antibiotics
- 9 courses with 4-6 week intervals
- Reduction in sputum bacterial burden ( $10^7 \square 10^4$  CFU/g) <sup>2</sup>
- Patient gained weight, clinical improvement observed <sup>1</sup>

### CF patient, San Diego, US <sup>3</sup>

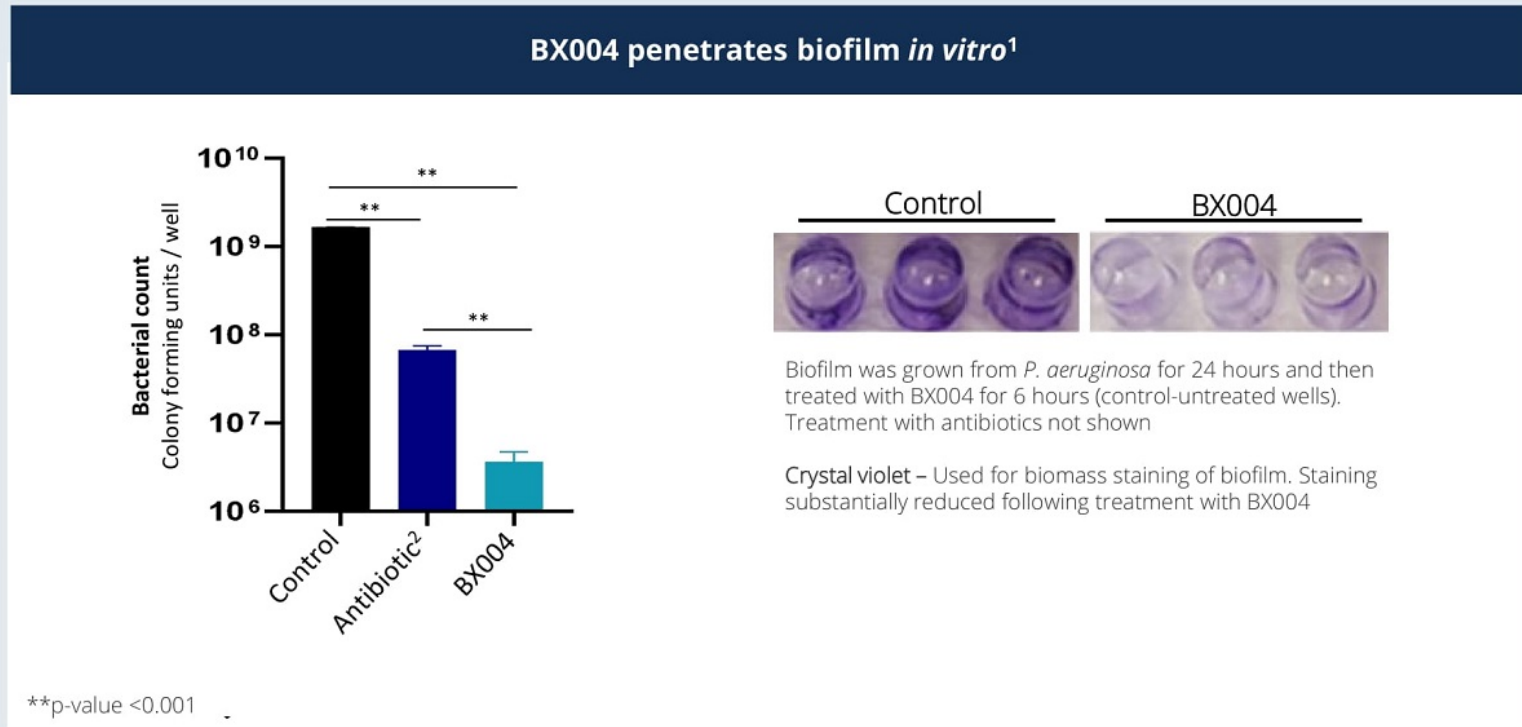
- 26 yr old
- Phage administered IV
- Combined with antibiotics
- No exacerbation within 100 days following the end of phage therapy

### 8 CF patients, Yale University, US <sup>4</sup>

- eIND path for 8 CF patients
- Nebulized phage
- 7-10 days, single or multiple rounds
- Post phage therapy *P. aeruginosa* CFU titers decreased significantly ( $2.2 \pm 0.76$  log reduction)
- Post phage therapy FEV1% changed in a range between 0 to 8.9%

Results demonstrate the potential of phage therapy to decrease bacterial burden and improve FEV1

# BX004 is active on antibiotic resistant *P. aeruginosa* strains and penetrates biofilm *in vitro*



BX004 displays enhanced biofilm penetration compared to antibiotics



1. Internal data. A *P. aeruginosa* strain sensitive to antibiotics was grown to form biofilm
2. Imipenem 200 micrograms/ml (X100 MIC), (β-lactam antibiotic with activity against *P. aeruginosa*)



# Phase 1b/2a study targeting *P. aeruginosa* with first readout expected in 3Q 2022

## Phase 1b/2a – Part 1

### Objectives

- Safety, PK and microbiologic/clinical activity

### •Endpoints

- Safety and tolerability
- Decrease in *P. aeruginosa* burden
- Sputum pharmacokinetics
- FEV1 (forced expiratory volume)
- CFQ-R (CF Questionnaire-Revised) and CRISS

### Study Population

- CF patients with chronic *P. aeruginosa* infection

### 8 Subjects

- 6 receive nebulized BX004
- 2 receive nebulized placebo
- 6 days duration of treatment

### Key Design Features

- Single ascending dose followed by multiple doses

Data expected 3Q 2022

## Phase 1b/2a – Part 2

### Objectives

- Safety and efficacy

### Endpoints

- Safety and tolerability
- Decrease in *P. aeruginosa* burden
- FEV1 (forced expiratory volume)
- CFQ-R (CF Questionnaire-Revised) and CRISS

### Study Population

- CF patients with chronic *P. aeruginosa* infection

### 24 subjects

- Nebulized BX004 phage therapy or placebo
- 2:1 randomization
- 10 days duration of treatment

Data expected 1Q 2023

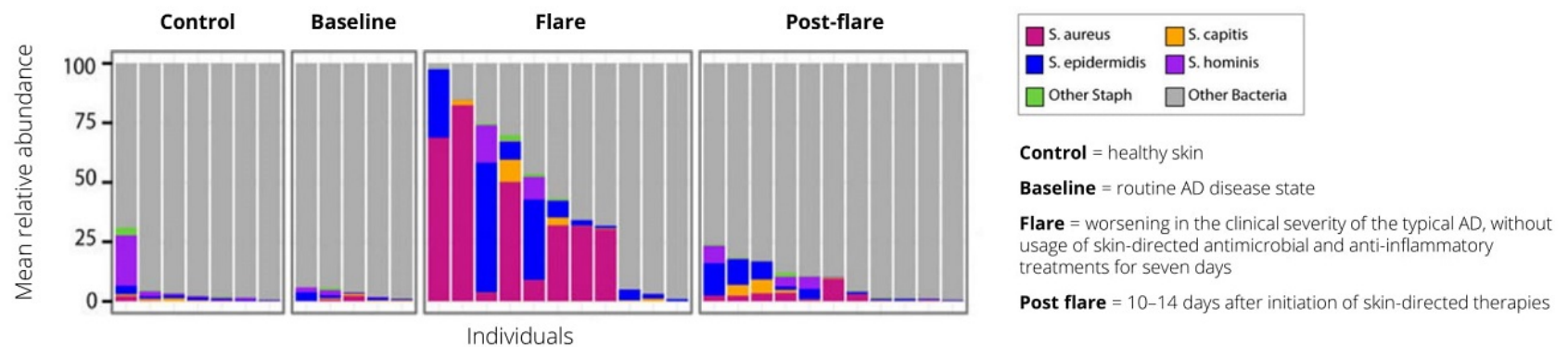


# Atopic Dermatitis

Upcoming milestone: TBD

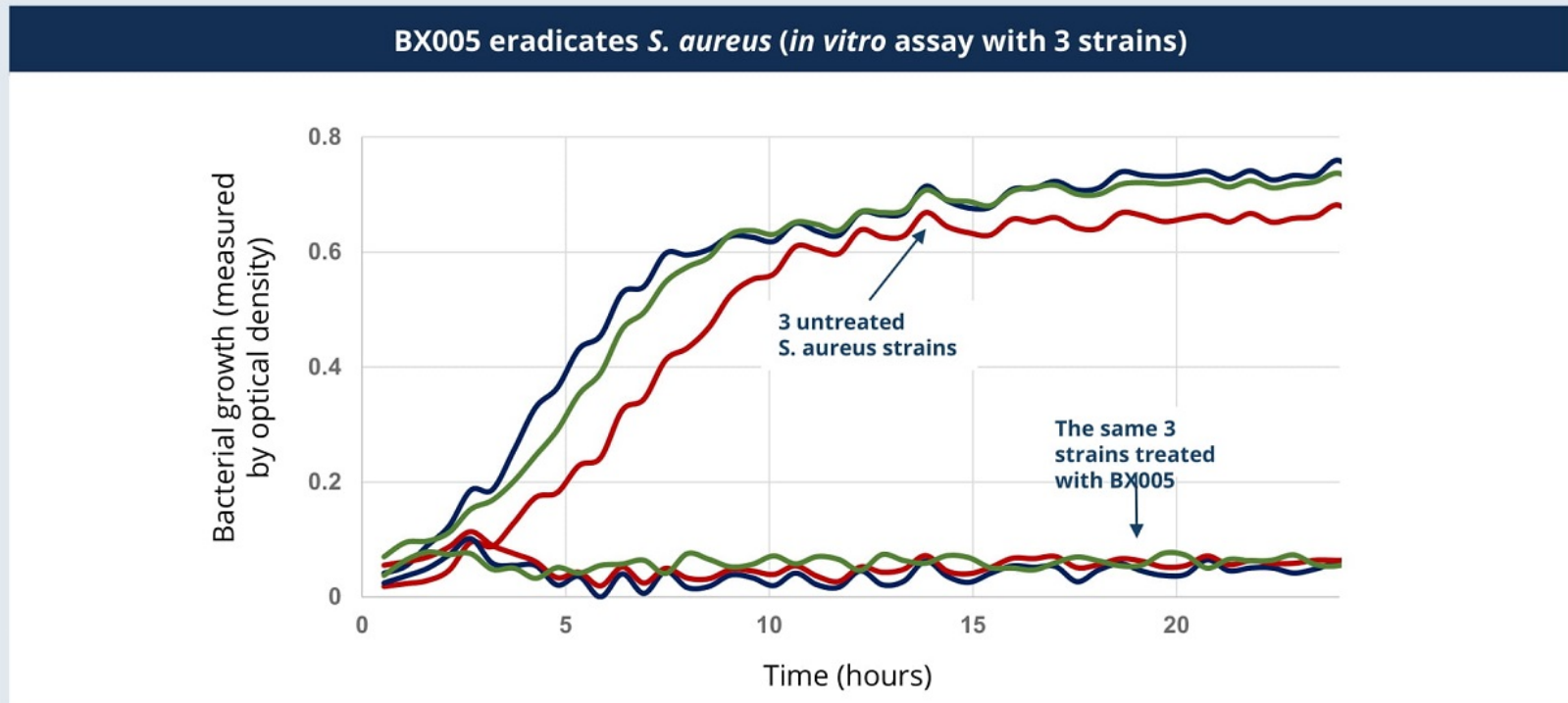
# Atopic Dermatitis (AD) flares are associated with presence of *S. aureus*

## Relative abundance of staphylococcal species on skin during AD disease stages (metagenomics analysis)



*S. aureus* becomes the dominant bacterial species during AD flares and is correlated with SCORAD

# BX005 phage cocktail shows broad host range targeting of *S. aureus in vitro*



In vitro, BX005 eradicated **over 90%** of *S. aureus* strains<sup>1</sup>

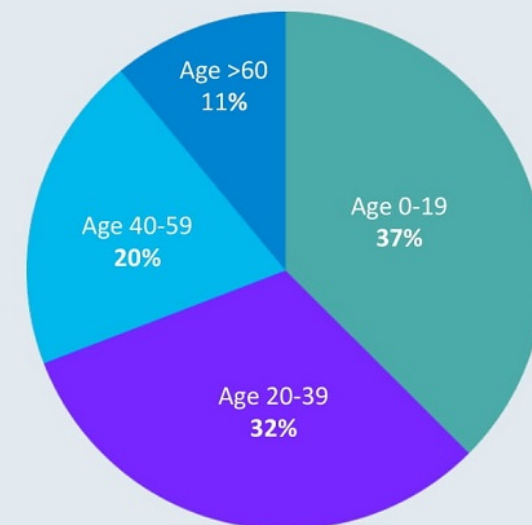


# BX005 has the potential to be an efficacious and safe topical treatment for long-term use

- Atopic dermatitis, a rapidly growing market<sup>1</sup>:
  - > \$5 billion in 2020
  - Expected to surpass \$15 billion in 2027
- Over 35% of atopic dermatitis patients are children
- Parents are seeking efficacious topical treatments with a better safety profile
  - Calcineurin inhibitors and recently approved topical JAK inhibitor carry a black box warning for cancer risks in the US
  - Corticosteroids – limited for short term use. Long-term use has been associated with skin atrophy, stretch marks, and corticosteroid addiction
- Based on clinical experience of using natural phage topically<sup>3</sup>, BX005 is expected to have **fewer side effects** and a **safer profile** compared to existing treatments

## Children are the largest atopic dermatitis patient group

Atopic dermatitis patients by age group (US)<sup>2</sup>



# Phase 1b/2a atopic dermatitis study targeting *S. aureus*

## Study design - A double-blind, randomized, multicenter, vehicle-controlled study

### • Objectives

- Safety, efficacy and pharmacodynamics

### • Endpoints

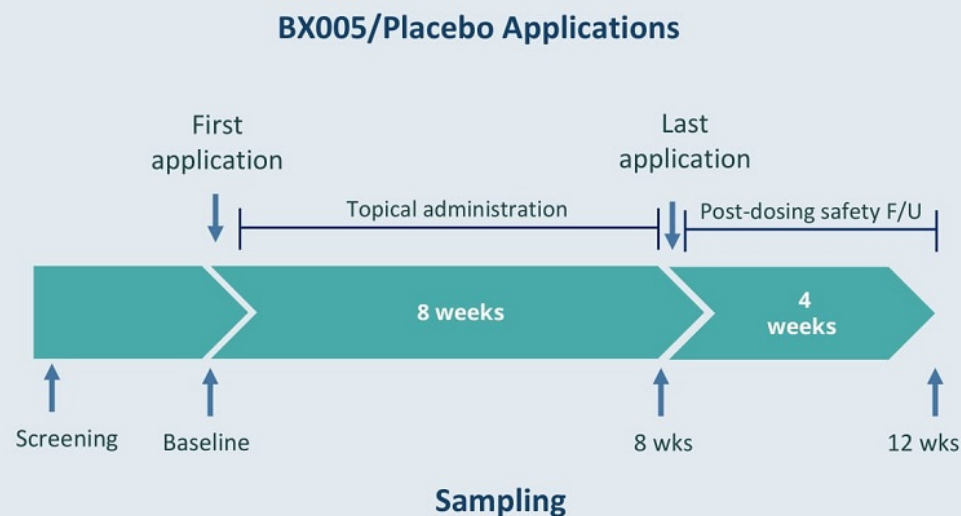
- Safety and tolerability
- Decrease in target bacteria
- Clinical improvement (e.g. change in EASI / IGA / SCORAD scores)

### • Study Population

- Adults with moderate-to-severe atopic dermatitis
- *S. aureus* colonized

### • Approximately 48 subjects

- BX005 or placebo (vehicle) administered topically twice daily
- 8-week duration of treatment





THANK YOU

**BiomX**