

**ECP**

ECP Emerging  
Growth Limited  
Annual Report  
2021

For personal use only



## Contents

6	Chairman's Report
8	Directors' Report
18	Corporate Governance Statement
20	Financial Report
44	Directors' Declaration
46	Auditor's Independence Declaration
47	Independent Auditor's Report
52	Shareholder Information
54	Investments
56	Corporate Directory

# Welcome

**Financial Year End**  
30 June 2021

**FY21 Final Dividend**  
2.75 cents per share

**Shares Traded Ex Dividend**  
31 August 2021

**Dividend Books Close**  
1 September 2021

**Dividend Payment**  
15 September 2021

**Annual General Meeting**  
The Annual General Meeting of  
ECP Emerging Growth Limited

Will be held at:  
The office of  
EC Pohl & Co  
Level 12, Corporate Centre One  
2 Corporate Court  
Bundall QLD 4217

Thursday 18 November 2021  
at 3.00pm (QLD Time)

**Investing in ECP Emerging  
Growth Limited**

Investors can purchase shares  
in ECP Emerging Growth  
Limited through the Australian  
Securities Exchange.

ASX code: ECP

ECP Emerging Growth Limited

ABN 30 167 689 821

Registered in Australia  
23 January 2014 and listed  
on ASX in August 2014

ECP Emerging Growth Limited Directors (from left to right):  
Jared Pohl, Murray d'Almeida, David Crombie AM



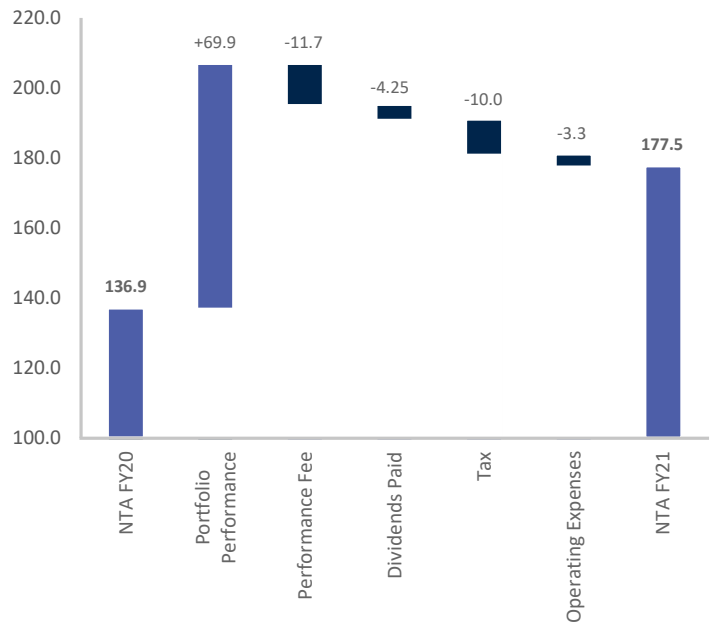
For personal use only

# Highlights for 2021

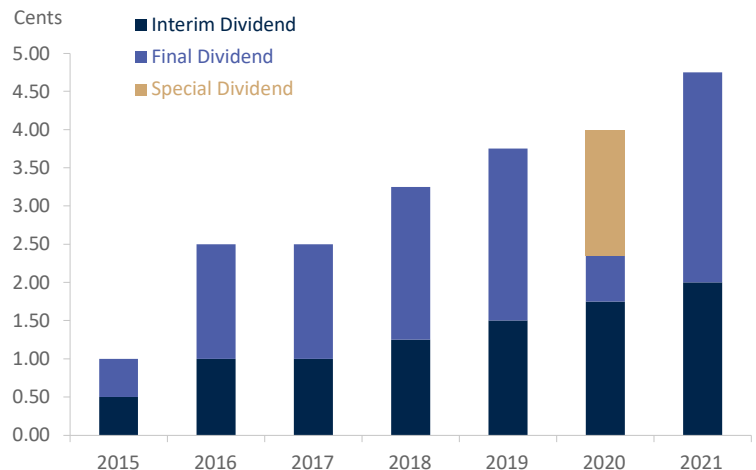
Highlights for the year ending June 2021

- The portfolio performance before fees and tax was a positive 50.5% compared to a 26.4% increase in the ASX All Ordinaries Index over the twelve-month period.
- The Net Tangible Assets (NTA) per share increased by 29.7% after tax (on realised gains only).
- Dividends of 4.25 cents comprising a 0.6 cent final dividend (2020), a special dividend of 1.65 cents and a 2.0 cent interim dividend (2021) were paid during the year. Dividends were fully franked and were fully attributable to LIC capital gains.

Waterfall: Net tangible assets before tax on unrealised gains (cents per share)



Dividends per share



For personal use only

Performance vs. The ASX  
All Ordinaries Index

Year to	Portfolio Return Pre Fees	NTA (on Realised Gains only)	ASX All Ordinaries Index
June-15	3.4%	-3.6%	-3.1%
June-16	24.8%	15.8%	-2.6%
June-17	2.6%	-5.9%	8.5%
June-18	20.0%	12.3%	9.1%
June-19	17.3%	6.3%	6.5%
June-20	22.7%	9.1%	-10.4%
June-21	50.5%	29.7%	26.4%

Major Investments June 2021

Top 10 Investments	June 21	June 20
Magellan Financial Group Ltd	8.2%	2.8%
HUB24 Limited	6.6%	3.8%
Lovisa Holdings Ltd	5.9%	0.0%
Altium Limited	5.5%	4.9%
PWR Holdings Limited	5.4%	3.0%
Domino Pizza Enterprises Ltd	5.2%	5.2%
Pendal Group Limited	4.6%	3.4%
ResMed Inc	4.1%	5.6%
Corporate Travel Management Ltd	3.9%	3.0%
Carsales.Com Limited	3.4%	3.2%
<b>Total</b>	<b>52.8%</b>	<b>34.9%</b>

## ECP Emerging Growth Limited

### Company Profile

ECP Emerging Growth Limited (the “Company”) listed on the Australian Securities Exchange (ASX) in August 2014 is a Listed Investment Company (LIC) providing investors with access to an expertly crafted quality portfolio of Australian small and mid-cap growth companies.

The portfolio is managed by ECP Asset Management Pty Ltd, which has a specialist, equities focused funds management investment team renowned for its stability, track record and sound investment process.

The Manager’s investment philosophy is built on the belief that the economics of business drives long-term investment returns. Investing in high quality businesses that have the ability to generate predictable, above average economic returns, will produce superior investment performance over the long-term.

### Mission

Creating Shareholder wealth through active management of a portfolio of ASX listed small and mid-cap quality growth companies.



## Objectives

The investment objectives of ECP Emerging Growth Limited are:

- To achieve medium to long-term capital growth and income through investing in a diversified portfolio of small and mid-cap Australian companies;
- To preserve and enhance the NTA backing per share; and
- To provide Company Shareholders with a fully franked dividend which, over time, will grow at a rate in excess of the rate of inflation.

## Investor Benefits

The benefits for investors in ECP Emerging Growth Limited are:

- Reduced share investment risk through a diversified investment portfolio;
- Professional and disciplined management of an investment portfolio;
- Fully franked dividend income and access to tax advantages of Listed Investment Company Capital Gains when available;
- Access to a Dividend Reinvestment Plan;
- No entry or exit charges made by the Company; and
- Easy access to information via the Company's head office or website [www.ecpam.com/emerging](http://www.ecpam.com/emerging).

## Investment Manager

The management of the Company's investment portfolio is undertaken by ECP Asset Management Pty Ltd.

The Company's portfolio of investments comprises companies whose operations cover a wide spectrum of business activities and the portfolio is constructed from the perspective of a business owner, by investing in well managed companies and not simply by tracking the index weighting of various component stocks.

There is a management fee of 1% p.a. on the portfolio net tangible assets of the Company, payable monthly. In addition, the Manager receives a performance based fee payable annually in arrears if the Company's investments outperform an absolute return of 8%. If the Company's net performance is less than 8%, no performance fee is payable ensuring the Manager is focused on absolute returns to Shareholders.

Mr Jared Pohl is a Director of ECP Asset Management Pty Ltd. ECP Asset Management Pty Ltd is an authorised representative of EC Pohl & Co Pty Ltd, which holds an AFSL.

Information on the Investment Manager is available from [www.ecpam.com](http://www.ecpam.com).

## Environment, Social, Governance

A business can only maintain a sustainable competitive advantage if it adequately respects all stakeholders in the business and environment in which it operates. Companies which are not engaged in sustainable practices, will not be able to generate above average economic returns throughout their lifecycle. To this end, the Manager's investment process scrutinises companies to see if they have the appropriate, and sensible governance structures in place as well as incorporating sustainable practices into their day to day operations.

Companies that don't meet standards of respect and integrity with regard to compensation structures, internal controls, accounting treatment, rules, relationships, systems and process throughout the organisation, are not included in the portfolio.

In keeping with this philosophy, the Manager became a signatory to the United Nations-backed Principles for Responsible Investment Initiative in 2016. At the core of these principles is compliance with an investment approach that incorporates Environment, Social and Governance (ESG) factors into the investment decision making process and requires, where appropriate, engagement with investee Boards to uphold the best possible ESG outcomes.

Information on the ESG policies of the Investment Manager are available from [www.ecpam.com/responsible-investment](http://www.ecpam.com/responsible-investment).

# Chairman's Report

Dear Shareholder,

It gives me great pleasure to present the Annual Chairman's Report of ECP Emerging Growth Limited. We have had another exceptional year, net tangible assets have grown by 29.7% after paying dividends of 4.25 cents per share (3.1% of opening NTA). This result, achieved against the backdrop of ongoing uncertainty caused by the global COVID-19 pandemic, is testament to the efforts of our Investment Manager- ECP Asset Management.

## The Year In Review

It is remarkable to consider the current market position against the outlook from 12 months ago. Prior to July 2020 we witnessed an unprecedented market decline and hopeful recovery while countries grappled with the world-wide pandemic. The future prospects of the economy, at home and abroad, relied heavily on development and rollout of vaccines and the ongoing co-ordinated stimulus from the Government and the Federal Reserve. Health officials were nervous, businesses were defensive, consumers were cautious, we braced ourselves for an unknown future.

As the year progressed we became increasingly grateful that again Australia has proven to be "the lucky country". Compared to many countries, Australia has had minor interruption from intermittent lockdowns (and I extend my sincere sympathy for the impact upon all those who have been subject to lockdowns of various durations), and the business environment has been positive. Job keeper and job seeker packages helped maintain employment and targeted stimulus in housing and infrastructure have assisted key areas of the economy with the additional boost as demand for mining output remained high. And, while there was a lot of speculation of what would happen as the stimulus measures were withdrawn in March 2021, the reality was trading resumed to sustainable levels and the perceived cliff-face was little more than a pot hole.

In the second half of the year equity markets witnessed a growth to value rotation. This sentiment feature has an impact on our portfolio as the investment process favours growth companies. While the performance in the second half of the year was not as strong as the first half, the full year portfolio performance result of positive 50.5% is incredibly pleasing and adds to the since inception performance which is now 19.9%, 15.4 percentage points higher than the ASX All Ordinaries Index over the same period of time.

## The Market Outlook

On the 4th of August 2021, the ASX 200 closed higher than 7500 for the first time in history. While a one-off achievement does not provide any certainty for the remainder of the year it is an incredible statistic given the environment we are currently in.

Broadly as we look beyond FY2021, Australia faces a negative growth quarter in Q3 2021 and at this stage a soft start to Q4, depending on the length of lockdowns. We face continuing pandemic challenges as new strains spread and health officials provide guidance for safe management of the population. As with last year, hope is fuelled by the rollout of vaccines, however snap containment measures and decreased financial support will create pressure in highly effected areas of the economy.



For personal use only

## Dividend

Dividend income improved on last year, increasing by \$39,047 (12.8%). While this is still below historical levels, the capital growth performance of our investments has been outstanding. Due to the performance, the Board are pleased to reward our loyal Shareholders with a final dividend payment of 2.75 cents per share. This is an increase to last year's Ordinary (0.6cps) plus Special (1.65cps) dividend of 22.2%. The Final dividend will be fully franked and is fully attributable to LIC capital gains. The attributable component can be an enormous tax benefit to Shareholders, depending on their circumstances, and we will continue to pass this on as and when the LIC gains are available.

The overall dividend declared for the FY2021 year will be 4.75 cents per share and is a 18.75% increase on the prior year.

I would like to highlight that our franking account and our retained earnings provide us with an enviable buffer to pay future dividends. We could in fact maintain the current annual dividend for the next 5 and a half years fully franked.

## Investment Management Team

The ongoing performance of the Company is a direct result of the consistent and disciplined efforts of the Manager, ECP Asset Management. I wish to acknowledge and thank Dr Manny Pohl AM (Chief Investment Officer), Jared Pohl (Portfolio Manager) and the team for their dedication to the investment process and their reliable stewardship of our assets which generated such outstanding returns.

## The Board

I wish to record my appreciation for my fellow Board members for their support and input throughout the past year. I would also like to pass on my thanks and gratitude to Brian Jones who resigned as Company Secretary in July 2021. Brian has supported the Company since inception in the capacity of Company Secretary and has also served as Chief Financial Officer. His contribution in terms of governance and Board support has been extremely valuable in the efficient running of the Company. We wish him all the best in his future endeavours.

In conclusion, I sincerely thank our Shareholders for their ongoing support. Long-term, supportive shareholders are the backbone of any business, they understand the operations, command management accountability and focus on long-term results, we are humbled to serve our dedicated Shareholders.

Yours sincerely,



Murray H d'Almeida  
Chairman



# Directors' Report

## Information on Directors

Your Directors present their report on ECP Emerging Growth Limited for the financial year ended 30 June 2021.

### 1. Directors

The following persons were Directors of ECP Emerging Growth Limited from the beginning of the financial year until the date of this report, unless otherwise stated: Murray H d'Almeida, David C Crombie AM and Jared D Pohl.

B Jones is Alternate Director to M d'Almeida and D Crombie.

### 2. Information on Directors



#### Murray H d'Almeida | FAICD

##### Experience and expertise

Director since the inception of the Company in 2014.

Over 38 years of diverse national and international business experience. Founded the Retail Food Group and developed a presence in seven overseas countries. Subsequently has maintained operating and board positions within a range of financial services, mining, commercial, academic, government and sporting businesses and organisations.

##### Other Current directorships

- Chairman Global Masters Fund Limited
- Director Triple Energy Limited
- Deputy Chancellor Southern Cross University
- Chairman of Board of Trustees of Currumbin Wildlife Foundation
- Member of Gold Coast Light Rail Business Advisory Board
- Chairman Zoos Pty Ltd

##### Former Listed Company directorships in last 3 years

None

##### Interest in Shares

10,137 ordinary shares



**David C Crombie AM | B.Econ (UQ)**  
Non-Executive Director

**Experience and expertise**

Director since 2014.

Extensive business experience as founding partner in Palladium Group (formerly GRM International), with 1600 professional staff engaged on development projects in 26 countries across a range of sectors including health, education, agricultural services and capacity building for AusAid, DIFID and USAid plus multilateral and Government /private sector clients. Retired as Managing Director in 2000 and from the Board in 2019.

Currently managing agricultural and livestock projects across northern Australia.

Formerly President of the National Farmers Federation, Chairman Meat and Livestock Australia and President of Australian Rugby Union.

**Other Current directorships**

- Director Alliance Aviation Services (AQZ)
- Member of Advisory Board – QAAFI (Queensland Alliance for Agriculture and Food Innovation)

**Former Listed Company directorships in last 3 years**

- Director Australian Agricultural Company (AAC)

**Interest in Shares**

124,038 ordinary shares

## Directors' Report

### Information on Directors



Jared D Pohl | B.Com, B.IT, MBA  
Executive Director

#### Experience and expertise

Director since 2017.

Jared has over 16 years investment experience. Prior to co-founding ECP Asset Management in 2012, Jared was a member of the Hyperion Asset Management investment team. Additionally, Jared was seconded to Wasatch Advisors in Salt Lake City where he worked alongside their Private Market team, looking for pre-IPO investment opportunities.

Prior to financial services Jared consulted on a number of IT projects and has been involved extensively in the tech start-up space and regularly appears as a Judge/Mentor at events and guest lectures to students on entrepreneurship.

#### Other Current directorships

- Director of ECP Asset Management Pty Ltd
- Director of sound Life Charity (Limited by Guarantee)
- Bond University Business Faculty Advisory Council

#### Former Listed Company directorships in last 3 years

None

#### Interest in Shares

15,000 ordinary shares



**Brian Jones | B.Com, FCA**  
Company Secretary, Alternate Director

**Experience and expertise**

Mr Brian Jones who was appointed Company Secretary on 23 January 2014, has had over 40 years of commercial and financial experience.

He has served as the Company Secretary and Director of listed companies in the past and on 9 November 2018, was appointed Alternate Director for Mr Murray d’Almeida and Mr David Crombie, who are Board members of ECP Emerging Growth Limited.

**Other Current directorships**

- Company Secretary of Global Masters Fund Limited

**Former Listed Company directorships in last 3 years**

None

**Interest in Shares**

6,082 ordinary shares

# Directors' Report

## Continued

### 3. Principal Activities

The principal activity of the Company is investing in securities listed on the Australian Securities Exchange.

The mission is to create Shareholder wealth through active management of a portfolio of ASX Listed quality small to mid-cap growth companies.

### 4. Review of Operations

The investment performance for the year was outstanding. Portfolio returns of positive 50.5% was 24.1 percentage points better than the ASX All Ordinaries which increased by 26.4%. The performance is recognised in the Statement of Profit and Loss by a year on year increase of \$39,065 in dividends received, increase of \$2,659,815 in unrealised portfolio gains and a \$5,148,153 increase in realised gains. As shown in the Waterfall graph on page 2, the portfolio performance provides significant uplift (positive 69.9 cents per share) in the Net Tangible Assets of the Company before payment of dividends to Shareholders (4.25 cents per share), provision for performance fee (11.7 cents per share) and provision for tax (10.0 cents per share).

The performance fee increase of \$1,208,840 compared to FY2020 is directly related to the performance of the portfolio and is calculated in accordance with the Management Agreement (see note 21). Income tax payable has increased by \$1,176,075 compared to FY2020 due to the high value of realised gains in the portfolio. The Investment Manager is a long-term investor and does not trade the portfolio for short term gains. The gains realised this year were in accordance with the investment strategy and can occur for a variety of reasons. The most common scenario during the last 12 months was a trigger based on the forecast internal rate of return compared to market valuation at a point in time. Where companies became highly valued compared to the forecast future earnings the portfolio was adjusted accordingly. In addition, when an investee company reaches a market value such that it enters the ASX 50 Index it will no longer be held in the portfolio in accordance with the investment mandate, as was the case with Afterpay and Xero.

The portfolio activity mentioned is considered business as usual for the Investment Manager. Despite the ongoing turmoil and uncertainty generated by the COVID-19 pandemic the Manager remained diligently focused on the investment process and monitoring the investee businesses to be in the best position to generate long term future returns.

The closing position of the Company at 30 June 2021 includes Net Assets of \$30,510,315 (after tax on realised and unrealised gains), a 26.1% increase on the prior year. This is after paying dividends to Shareholders of \$778,517 during the period.

### 5. Likely developments and expected results of operations

There are no planned changes to principal activities. Any general decline in equity markets may have an adverse effect on results in future years.

## 6. Dividends Paid

Type	Cents Per Share	Total Amount \$'000s	Date of Payment
The dividends paid to Shareholders during the financial year were as follows:			
Final	0.60	110	Sep 2020
Special	1.65	302	Sep 2020
Interim	2.00	366	Mar 2021
<b>Total</b>	<b>4.25</b>	<b>778</b>	

Dividends paid by the Company during the preceding year were:

Final	2.25	412	Sep 2019
Interim	1.75	321	Mar 2020

The final dividend and special dividend paid in September 2020 and the interim dividend paid in March 2021, were fully franked.

In addition to the above dividends, since the end of the financial year the Directors have recommended the payment of a final dividend of 2.75 cents per share (\$503,746) to be paid on 15 September 2021. The dividends will be fully franked and will be fully attributable to LIC capital gains, refer to Note 14 (d).

## 7. Earnings per Share

	2021 Cents	2020 Cents
Based on profit after income tax		
Basic earnings per share	38.74	13.60
Diluted earnings per share	38.74	13.60
Based on Comprehensive Income after tax		
Basic earnings per share	38.74	13.60
Diluted earnings per share	38.74	13.60

See Note 15 of the Financial Report.

## 8. Company Secretary

Brian Jones B.Com, FCA

Brian Jones is a Chartered Accountant. He has been Company Secretary of ECP Emerging Growth Limited since January 2014. He has over 40 years' experience in the accounting and finance industries. Brian resigned as Company Secretary on 1 July 2021 and has been replaced by Scott Barrett effective from that date.

## 9. Meetings of Directors

The number of Directors' meetings attended by each of the Directors of the Company during the financial year are:

### Board Meetings

Director	Eligible to attend	Attend
M H d'Almeida	4	4
D C Crombie AM	4	4
J D Pohl	4	4

# Directors' Report

## Continued

### 10. Remuneration report (audited)

The remuneration report is set out under the following main headings:

- A. Principles used to determine the nature and amount of remuneration
- B. Details of remuneration
- C. Service agreements
- D. Share-based compensation
- E. Related Party Transactions
- F. Equity Instrument Disclosure relating to Key Management Personnel

### (A) Principles used to determine the nature and amount of remuneration

Fees and payments to Directors reflect the demands which are made on, and the responsibilities of, the Directors.

No remuneration consultants were engaged during the year.

The per annum remuneration of the Directors remained unchanged from the previous year:

— Chairman	\$45,000
— Other Directors	\$40,000

Remuneration of Directors is determined by the Board within the maximum amount of \$200,000 previously approved by the Shareholders.

There is no performance based remuneration for Directors.

### (B) Details of remuneration

Details of the remuneration of each Director of ECP Emerging Growth Limited and the executives of the Company are set out in the following table.

Director	Year	Short-term Benefits			Post-employment Super \$	Equity		Total \$
		Fees \$	Performance Fees \$	Non-monetary Benefits \$		Shares \$	Options \$	
M H d'Almeida* Non-executive Chairman	2021	46,125	-	-	-	-	-	46,125
	2020	46,125	-	-	-	-	-	46,125
D C Crombie AM* Non-executive Director	2021	41,000	-	-	-	-	-	41,000
	2020	41,000	-	-	-	-	-	41,000
J D Pohl* Executive Director	2021	41,000	-	-	-	-	-	41,000
	2020	41,000	-	-	-	-	-	41,000
Total Directors Remuneration	2021	128,125	-	-	-	-	-	128,125
	2020	128,125	-	-	-	-	-	128,125

\*Inclusive of non-claimable GST amount



### (C) Service agreements

As the Company does not employ any staff, there are no employment service agreements entered into by the Company. The Company Secretary was a self-employed Contractor and the Executive Director is employed by the Investment Manager – ECP Asset Management Pty Ltd.

### (D) Share-based compensation

No share-based compensation exists.

### (E) Related party transactions

The following transactions occurred with other related parties:

	2021 \$	2020 \$
Expenses paid or payable by the Company to:		
– A Performance Fee and Management Fee was payable in accordance with the Management Services Agreement as detailed in Note 21.		
– Mr J D Pohl has an interest in the transaction as during the year Mr J D Pohl was a Director of ECP Asset Management Pty Ltd.		
ECP Asset Management Pty Ltd for Performance Fee	2,145,724	936,884
ECP Asset Management Pty Ltd for Management Fee	338,691	258,434

All related party transactions are made on an arm's length basis using industry standard terms and conditions.

### (F) Equity instrument disclosure relating to Key Management Personnel

The number of shares in the Company held during the financial year by each Director of ECP Emerging Growth Limited, including their related parties is set out below. There were no shares granted during the year as compensation.

	Balance at the start of the year	Received during the year by exercise of options	Other changes during the year	Balance at the end of the year
M H d'Almeida	10,000	-	137	10,137
D Crombie AM	120,172	-	3,866	124,038
J D Pohl	15,000	-	-	15,000

End of remuneration report (audited).

# Director's Report

## Continued

### 11. Significant changes in the state of affairs

There were no significant changes in the state of affairs of the Company during the financial year.

### 12. Matters subsequent to the end of the financial year

Other than the dividend declared as per Item 6, no other matter or circumstance not otherwise dealt with in the Director's Report or Financial Report, which has arisen since the end of the year that has significantly affected, or may significantly affect the operations of the Company, the results of those operations or the state of affairs of the Company in future financial years.

### 13. Environmental issues

The Company's operations are not regulated by any significant environmental regulation under a law of the Commonwealth or of a State or Territory.

### 14. General transactions

In addition to Director's remuneration, the Company has a management services agreement with ECP Asset Management Pty Ltd – refer Notes 20 and 21.

### 15. Loans

There are no loans issued to any of the Directors during or since the financial year (30 June 2020 – Nil).

### 16. Options

No Options have been issued during or since the financial year (30 June 2020 – Nil).

### 17. Insurance of officers and/or auditors

During the financial year, the Company insured the Directors and Officers against certain liabilities as permitted by the Corporations Act 2001. The insurance policy prohibits disclosure of the nature of the cover, the amount of the premium, the limit of liability and other terms.

The Company has entered into an agreement for the purpose of indemnifying Directors and Officers, to the extent permitted by law, against any liability (including the costs and expenses of defending actions for an actual or alleged liability) incurred in their capacity as a Director and Officer of the Company.

The Company has not during or since the financial year indemnified or paid any insurance premiums to indemnify the auditors.

### 18. Proceedings on behalf of the Company

No person has applied to the Court under Section 237 of the Corporations Act 2001 for leave to bring proceedings on behalf of the Company, or to intervene in any proceeding to which the Company is a party, for the purpose of taking responsibility on behalf of the Company for all or part of those proceedings.

No proceedings have been brought or intervened in on behalf of the Company with leave of the Court under Section 237 of the Corporations Act 2001.

For personal use only

## 19. Non-audit services

The Company may decide to employ the auditor on assignments additional to their statutory audit duties where the auditor's expertise and experience with the Company are important.

There have been no amounts paid or payable to the auditors for non-audit services provided during the year.

The Directors have considered the position and are satisfied that the provision of any non-audit services (if necessary in future) is compatible with the general standard of independence for auditors imposed by the Corporations Act 2001. The Board is satisfied that the provision of any non-audit services by the auditor, would not compromise the auditor independence requirements of the Corporations Act 2001 for the following reasons:

- All non-audit services would be reviewed by the Board to ensure they do not impact the impartiality and objectivity of the auditor; and
- None of the services undermine the general principles relating to auditor independence as set out in APES 110, including reviewing or auditing the auditor's own work, acting in a management or a decision-making capacity for the Company, acting as advocate for the Company or jointly sharing economic risk and rewards.

A copy of the Auditor's Independence Declaration as required under section 307C of the Corporation Act 2001 is set out on page 46.



Murray H d'Almeida  
Director  
25 August 2021



# Corporate Governance Statement

For the year ended 30 June 2021

The Directors of ECP Emerging Growth Limited are committed to excellence in corporate governance. By adopting the ASX Corporate Governance Council's Corporate Governance Principles and incorporating industry best practice, the Company has built a framework that supports our business performance and enhances transparency and accountability which ultimately protects the interests of Shareholders.

Below is a list of the Company's Corporate Governance Framework documents set out against the relevant ASX Governance Principles and Recommendations, the details of which are available on the Company's Website. The full Corporate Governance Statement for the year ending 30 June 2021 is also available on the website, at [ecpam.com/emerging/](http://ecpam.com/emerging/)

## ASX Governance Principles

## Relevant Document/Information

### Principle 1:

Lay solid foundations for management and oversight

Board Charter

Whistleblower Policy

### Principle 2:

Structure the Board to be effective and add value

Board Charter

### Principle 3:

Instil a culture of acting lawfully, ethically and responsibly

Code of Conduct

Share Trading Policy

Whistleblower Policy

### Principle 4:

Safeguard integrity in corporate reports

Board Charter

Code of Conduct

### Principle 5:

Make timely and balanced disclosure

Disclosure Policy

### Principle 6:

Respect the rights of security-holders

Communications Policy

Privacy Policy

### Principle 7:

Recognise and manage risk

Board Charter

### Principle 8:

Remunerate fairly and responsibly

Board Charter

The Corporate Governance Statement explains the extent to which the Company complies with the ASX Corporate Governance Principles and Recommendations including how the policies above support Corporate Governance in the Company. Under the "if not, why not" approach the Board provide explanations as to why a particular

recommendation is not appropriate to its circumstances. For clarity, the Board would like to highlight on the following page the recommendations that have not been fully adopted and the reasons behind the decision.



## ASX Governance Principles

## Compliance Statement

<p><b>Principle 1:</b> Lay solid foundations for management and oversight</p> <p><b>Recommendation 1.5:</b> Gender Diversity</p>	<p>Compliant except for 1.5: Non-Compliant. The Board seeks to develop a culture of diversity whereby a mix of skills and diverse backgrounds are employed, maximizing the benefits of a collection of view-points. At this point in time and through previous recruitment processes gender diversity has not been achieved, however there is complete commitment to creating further diversity at the next opportunity.</p>
<p><b>Principle 2:</b> Structure the Board to be effective and add value</p> <p><b>Recommendation 2.1:</b> Establish a Nomination Committee</p>	<p>Compliant. Note 2.1: The Company has not established a formal Nomination Committee, as the Board considers that, due to the specific scope and nature of the Company's activities, the whole Board should undertake the responsibility.</p>
<p><b>Principle 3:</b> Instil a culture of acting lawfully, ethically and responsibly</p>	<p>Compliant</p>
<p><b>Principle 4:</b> Safeguard integrity in corporate reporting</p> <p><b>Recommendation 4.1:</b> Establish an Audit Committee</p>	<p>Compliant. Note 4.1: The benefits of a separate committee were not being realised due to the composition of the committee and overlap with the Board. The Board has reviewed the Board Charter and its processes to ensure integrity of corporate reporting is maintained.</p>
<p><b>Principle 5:</b> Make timely and balanced disclosure</p>	<p>Compliant</p>
<p><b>Principle 6:</b> Respect the rights of security-holders</p>	<p>Compliant</p>
<p><b>Principle 7:</b> Recognise and manage risk</p> <p><b>Recommendation 7.1:</b> Risk Committee</p> <p><b>Recommendation 7.3:</b> Internal audit function</p>	<p>Compliant. Note 7.1: The benefits of a separate committee were not being realised due to the composition of the committee and overlap with the Board. The Board has reviewed the Board Charter and its processes to ensure risks are appropriately managed.</p> <p>7.3: The Company does not have an internal audit function given the size and nature of the Company. Instead, the Board liaises closely with the Company's external auditor to identify potential improvements to the financial risk management and internal control process. The Board also interrogates the internal compliance and external audit of the Manager.</p>
<p><b>Principle 8:</b> Remunerate fairly and responsibly</p> <p><b>Recommendation 8.1:</b> Remuneration Committee</p> <p><b>Recommendation 8.3:</b> Equity-based remuneration</p>	<p>Compliant. Note 8.1: The Company does not have a Remuneration Committee, instead the full Board develops the remuneration policy balancing the need to attract high quality Directors, establishing appropriate incentives and commercial control of expenses. The establishment of a committee would not provide further efficiency to the operation of the Board given the Board size.</p> <p>Not-Applicable: 8.3: The Company does not have an equity-based remuneration scheme and does not intend to establish one.</p>

# Financial Report

## Contents

22	Statement of Profit or Loss and Other Comprehensive Income
23	Statement of Financial Position
24	Statement of Changes in Equity
25	Statement of Cash Flows
26	Notes to the Financial Statements

This financial report covers ECP Emerging Growth Limited as an individual entity.

There are no controlled entities.

ECP Emerging Growth Limited is a company limited by shares, incorporated and domiciled in Australia. Its principal place of business is:

ECP Emerging Growth Limited  
Suite 5, Level 3  
343 George Street  
Sydney NSW 2000

The financial report was authorised for issue by the Directors on 25 August 2021.

A description of the nature of the entity's operations and its principal activities is included in the Operating and Financial Review.

Through the use of the internet, we have ensured that our corporate reporting is timely, complete and available globally at minimum cost to the Company. All media releases, financial reports and other information are available from the Company at the above address or from our website: [ecpam.com/emerging](http://ecpam.com/emerging)



# Statement of Profit or Loss and Other Comprehensive Income

Financial report for the year ended 30 June 2021

	Notes	2021 \$	2020 \$
Revenue	5	344,231	304,194
Net cumulative gain on sale of financial assets at fair value		8,725,776	3,577,623
Net unrealised gains on financial assets at fair value		3,739,607	1,079,792
Expenses	6	(2,763,241)	(1,488,876)
<b>Profit/(loss) before income tax</b>		<b>10,046,373</b>	<b>3,472,733</b>
Income tax expense	7	(2,949,651)	(981,816)
<b>Net Profit/(loss) after income tax</b>		<b>7,096,722</b>	<b>2,490,917</b>
<b>Other Comprehensive Income</b>			
Other Comprehensive Income for the year, net of tax		-	-
<b>Total Comprehensive Income/(loss) for the year</b>		<b>7,096,722</b>	<b>2,490,917</b>
		<b>Cents</b>	<b>Cents</b>
<b>Earnings per share</b>			
Basic earnings per share based on net profit/(loss)	15	38.74	13.60
Diluted earnings per share based on net profit/(loss)	15	38.74	13.60
<b>Comprehensive earnings/(loss) per share</b>	15	<b>38.74</b>	<b>13.60</b>

The accompanying Notes form part of these Financial Statements.



# Statement of Financial Position

Financial report for the year ended 30 June 2021

	Notes	2021 \$	2020 \$
<b>Assets</b>			
<b>Current assets</b>			
Cash and cash equivalents	8	3,774,884	4,354,187
Trade receivables and other assets	9	982,209	81,100
<b>Total current assets</b>		<b>4,757,093</b>	<b>4,435,287</b>
<b>Non-current assets</b>			
Financial assets at fair value through profit or loss	10	32,023,749	22,760,007
<b>Total non-current assets</b>		<b>32,023,749</b>	<b>22,760,007</b>
<b>Total assets</b>		<b>36,780,842</b>	<b>27,195,294</b>
<b>Liabilities</b>			
<b>Current liabilities</b>			
Trade and other payables	11	2,440,740	1,003,727
Current tax liabilities	12	1,826,216	1,119,322
<b>Total current liabilities</b>		<b>4,266,956</b>	<b>2,123,049</b>
<b>Non-current liabilities</b>			
Deferred tax liability	12	2,003,571	880,135
<b>Total non-current liabilities</b>		<b>2,003,571</b>	<b>880,135</b>
<b>Total liabilities</b>		<b>6,270,527</b>	<b>3,003,184</b>
<b>Net assets</b>		<b>30,510,315</b>	<b>24,192,110</b>
<b>Equity</b>			
Issued capital	13	17,952,246	17,952,246
Retained earnings		12,558,069	6,239,864
<b>Total equity</b>		<b>30,510,315</b>	<b>24,192,110</b>

The accompanying Notes form part of these Financial Statements.

# Statement of Changes in Equity

Financial report for the year ended 30 June 2021

2020	Note	Ordinary Shares \$	Retained Earnings \$	Asset Revaluation Reserve \$	Total \$
Balance at 1 July 2019		17,952,246	4,481,669	-	22,433,915
Profit for the year		-	2,490,917	-	2,490,917
Other Comprehensive Income for the year		-	-	-	-
<b>Total Comprehensive Income for the year</b>		-	2,490,917	-	2,490,917
<b>Transactions with owners in their capacity as owners</b>					
Dividends paid or provided for	14	-	(732,722)	-	(732,722)
Balance at 30 June 2020		17,952,246	6,239,864	-	24,192,110
<b>2021</b>	<b>Note</b>	<b>Ordinary Shares \$</b>	<b>Retained Earnings \$</b>	<b>Asset Revaluation Reserve \$</b>	<b>Total \$</b>
Balance at 1 July 2020		17,952,246	6,239,864	-	24,192,110
Profit for the year		-	7,096,722	-	7,096,722
Other Comprehensive Income for the year		-	-	-	-
<b>Total Comprehensive Income for the year</b>		-	7,096,722	-	7,096,722
<b>Transactions with owners in their capacity as owners</b>					
Dividends paid or provided for	14	-	(778,517)	-	(778,517)
Balance at 30 June 2021		17,952,246	12,558,069	-	30,510,315

The accompanying Notes form part of these Financial Statements.

# Statement of Cash Flows

Financial report for the year ended 30 June 2021

	Notes	2021 \$	2020 \$
<b>Cash flows from operating activities</b>			
Dividends received		354,384	258,625
Interest received		990	18
Income tax (paid)/refunded		(1,119,322)	317
Other payments (inclusive of GST)		(1,556,725)	(1,008,500)
<b>Net cash provided by/(used in) operating activities</b>	23	<b>(2,320,673)</b>	<b>(749,540)</b>
<b>Cash flows from investing activities</b>			
Proceeds from sale of investments		20,458,277	14,861,799
Payments for investments		(17,938,391)	(12,465,360)
<b>Net cash provided by/(used in) investing activities</b>		<b>2,519,886</b>	<b>2,396,439</b>
<b>Cash flows from financing activities</b>			
Dividends paid		(778,517)	(732,722)
<b>Net cash provided by/(used in) financing activities</b>		<b>(778,517)</b>	<b>(732,722)</b>
Net increase/(decrease) in cash and cash equivalents held		(579,303)	914,177
Cash and cash equivalents at the beginning of the year		4,354,187	3,440,010
<b>Cash and cash equivalents at end of year</b>	8	<b>3,774,884</b>	<b>4,354,187</b>

The accompanying Notes form part of these Financial Statements.

# Notes to the Financial Statements

Financial report for the year ended 30 June 2021

The functional and presentation currency of ECP Emerging Growth Limited is Australian dollars.

## 1. Basis of preparation

The financial statements are general purpose financial statements that have been prepared in accordance with the Australian Accounting Standards and the Corporations Act 2001.

These financial statements and associated notes comply with International Financial Reporting Standards (IFRS) as issued by the International Accounting Standards Board.

The financial statements have been prepared on an accruals basis and are based on historical costs modified, where applicable, by the measurement at fair value of selected non current assets, financial assets and financial liabilities.

Significant accounting policies adopted in the preparation of these financial statements are presented below and are consistent with prior reporting periods unless otherwise stated.

## 2. Summary of significant accounting policies

### (a) Revenue and other income

Revenue is recognised when the amount of the revenue can be measured reliably, it is probable that economic benefits associated with the transaction will flow to the Company and specific criteria relating to the type of revenue as noted below, has been satisfied.

Revenue is measured at the fair value of the consideration received or receivable and is presented net of returns, discounts and rebates.

All revenue is stated net of the amount of goods and services tax (GST).

#### Interest Revenue

Interest is recognised using the effective interest method.

#### Dividend Revenue

Dividends are recognised when the entity's right to receive payment is established.

### (b) Income tax

The income tax expense recognised in the statement of profit or loss and other comprehensive income comprises current income tax expense plus deferred tax expense.

Current tax is the amount of income taxes payable (recoverable) in respect of the taxable profit (loss) for the year and is measured at the amount expected to be paid to (recovered from) the taxation authorities, using the tax rates and laws that have been enacted or substantively enacted by the end of the reporting period. Current tax liabilities (assets) are measured at the amounts expected to be paid to (recovered from) the relevant taxation authority.

Deferred tax assets and liabilities are measured at the tax rates that are expected to apply to the period when the asset is realised or the liability is settled, based on tax rates (and tax laws) that have been enacted or substantively enacted by the end of the reporting period.

Deferred tax assets are recognised for all deductible temporary differences and unused tax losses to the extent that it is probable that taxable profit will be available against which the deductible temporary differences and losses can be utilised.

Current and deferred tax is recognised as income or an expense and included in profit or loss for the period except where the tax arises from a transaction which is recognised in other comprehensive income or equity, in which case the tax is recognised in other comprehensive income or equity respectively.

### (c) Goods and Services Tax (GST)

Revenue, expenses and assets are recognised net of the amount of goods and services tax (GST), except where the amount of GST incurred is not recoverable from the Australian Taxation Office (ATO).

Receivables and payables are stated inclusive of GST.

The net amount of GST recoverable from, or payable to, the ATO is included as part of receivables or payables in the statement of financial position.

Cash flows in the statement of cash flows are included on a gross basis and the GST component of cash flows arising from investing and financing activities which is recoverable from, or payable to, the taxation authority is classified as operating cash flows.

#### (d) Cash and cash equivalents

Cash and cash equivalents comprises cash on hand, demand deposits and short term investments which are readily convertible to known amounts of cash and which are subject to an insignificant risk of change in value.

#### (e) Financial instruments

The company holds investments in listed equities as its principle business. These investments are classified as financial assets at fair value through profit or loss.

This measurement is on the basis of two primary criteria:

- The contractual cash flow characteristics of the financial asset; and
- The business model for managing financial assets

#### Financial assets – recognition

The Company's investments are recognised on the date that the Company commits itself to the purchase of the asset (ie trade date accounting is adopted).

Investments are measured at fair value, which is determined by quoted prices in an active market.

#### Financial assets – subsequent measurement

Securities held in the portfolio are revalued to market values at each reporting date. The realised and unrealised net gains or losses on the portfolio are recognised in the statement of profit or loss.

#### Loans and receivables

Loans and receivables are recognised initially at fair value and subsequently measured at amortised cost, less provision for doubtful debts. Trade receivables are due for settlement no more than 30 days from the date of recognition.

Collectability of loans and receivables is reviewed on an ongoing basis. Debts which are known to be uncollectible are written off. A provision for impairment of trade receivables is established when there is objective evidence that the Company will not be able to collect all amounts due according to the original terms of the receivables.

Significant financial difficulties of the debtor, probability that the debtor will enter bankruptcy or financial reorganisation, and default or delinquency in payments (more than 30 days overdue) are considered indicators that the trade receivable is impaired.

The amount of the provision is the difference between the asset's carrying amount and the present value of estimated future cash flows, discounted at the original effective interest rate. Cash flows relating to short term receivables are not discounted if the effect of discounting is immaterial. The amount of the provision is recognised in the profit or loss in other expenses.

#### Fair value estimation

The fair value of financial instruments traded in active markets (such as publicly traded derivatives and securities) is based on quoted market prices at the Statement of Financial Position date. The quoted market price used for financial assets held by the Company is the closing quoted price. The appropriate quoted market price for financial liabilities is the closing quoted price.

The nominal value less estimated credit adjustments of trade receivables and payables are assumed to approximate their fair values. The fair value of financial liabilities for disclosure purposes is estimated by discounting the future contractual cash flows at the current market interest rate that is available to the Company for similar financial instruments.



# Notes to the Financial Statements

Financial report for the year ended 30 June 2021

## (f) Trade and other payables

Liabilities for trade payables and other amounts are carried at cost which is the fair value of the consideration to be paid in the future for goods and services received, whether or not billed to the Company.

## (g) Provisions

Provisions are recognised when the Company has a legal or constructive obligation, as a result of past events, for which it is probable that an outflow of economic benefits will result and that outflow can be reliably measured.

### Provisions for dividends

Provision is made for the amount of any dividend declared, being appropriately authorised and no longer at the discretion of the entity, on or before the end of the reporting period but not distributed at the end of the reporting period.

## (h) Share capital

Ordinary shares are classified as equity. Incremental costs directly attributable to the issue of ordinary shares and share options which vest immediately are recognised as a deduction from equity, net of any tax effects.

## (i) New accounting standards and interpretations

The AASB has issued new and amended Accounting Standards and Interpretations that have mandatory application dates for future reporting periods. The following section summarises those future requirements and their impact on the Company where the standard is relevant.

---

### AASB 1060 General Purpose Financial Statements

Effective date: 1 July 2021

AASB 1060 is a single standard containing all the disclosure requirements for an entity preparing General Purpose Financial Statements under Tier 2.

The introduction of AASB 1060 will not have an impact on the Company.

---

### AASB 17 Insurance Contracts

Effective date: 1 January 2023

AASB 17 replaces three standards that currently deal with insurance: definitions of insurance (AASB 4), general insurance (AASB 1023) and life insurance (AASB 1038). The concept behind the standard is to account for profit from insurance contracts in a way that considers risk associated with an insurance contract. There are three methods of accounting under the new standard, with the applicable method determined by the nature of the insurance contracts issued.

The introduction of AASB 17 will not have an impact on the Company.

For personal use only

### 3. Critical accounting estimates and judgements

#### (a) Key estimates

There are no key assumptions or sources of estimation uncertainty that have a risk of causing material adjustment to the carrying amounts of certain assets and liabilities within the next annual reporting period as investments are carried at their market value.

#### (b) Key judgements

The preparation of financial reports in conformity with Australian Account Standards require the use of certain critical accounting estimates. This requires the Board to exercise their judgement in the process of applying the Company's accounting policies.

The carrying amount of certain assets and liabilities are often determined based on estimates and assumptions of future events. In accordance with AASB 112 Income Taxes, deferred tax liabilities and deferred tax assets have been recognised for Capital Gains Tax (CGT) on the unrealised gains/losses in the investment portfolio at current tax rates.

As the Directors do not intend to dispose of the portfolio, the tax liability/benefit may not be crystallised at the amount disclosed in Note: 12. In addition, the tax liability /benefit that arises on the disposal of these securities may be impacted by changes in tax legislation relating to treatment of capital gains and the rate of taxation applicable to such gains/losses at the time of disposal.

The Company has an investment process which is anticipated will deliver medium to long term capital growth, the minimum investment period is three to five years.

The Company does not hold any securities for short term trading purposes.

### 4. Operating segments

#### Segment information

The Company operates in the investment industry. Its core business focuses on investing in Australian equities to achieve medium to long term capital growth and income.

Operating segments have been determined on the basis of reports reviewed by the Board. The full Board is considered to be the chief operating decision maker of the Company. The Board considers the business from both a product and geographic perspective and assesses performance and allocates resources on this basis. The Board considers the business to consist of just one reportable segment.



# Notes to the Financial Statements

Financial report for the year ended 30 June 2021

	Notes	2021 \$	2020 \$
<b>5. Revenue and other income</b>			
Interest received		990	18
Dividends received		343,241	304,176
		<u>344,231</u>	<u>304,194</u>
<b>6. Other expenses</b>			
ASX listing and other fees		33,608	34,149
Audit fees	16	20,500	20,516
Director fees		128,125	128,125
Insurance		23,947	21,601
Share registry		13,393	13,058
Management fees		338,691	258,434
Performance fee		2,145,724	936,884
Other		59,253	76,109
		<u>2,763,241</u>	<u>1,488,876</u>



	Notes	2021 \$	2020 \$
<b>7. Income tax expense</b>			
<b>(a) Reconciliation of income tax to accounting profit</b>			
Profit/(Loss) before income tax		10,046,373	3,472,733
Prima facie tax payable on profit from ordinary activities before income tax rate at 30% (2020 – 30%)		3,013,912	1,041,820
<b>Adds:</b>			
Tax effect of:			
— Franking Credits		28,719	24,288
— Other		2,751	-
<b>Less:</b>			
Tax effect of:			
— Rebateable fully franked dividends		(95,731)	(80,959)
— Other		-	(3,333)
<b>Income tax expense</b>		<b>2,949,651</b>	<b>981,816</b>
<b>(b) The major components of tax (expense)/income</b>			
Current tax liability		(1,826,216)	(650,141)
Deferred income tax expense:			
(Decrease)/increase in deferred tax assets		-	-
Decrease/(increase) in deferred tax liabilities		(1,123,435)	(331,675)
<b>Income tax (expense)/credit from continuing operations</b>		<b>(2,949,651)</b>	<b>(981,816)</b>
<b>(c) Amounts recognised directly in Other Comprehensive Income</b>			
		-	-

# Notes to the Financial Statements

Financial report for the year ended 30 June 2021

	Notes	2021 \$	2020 \$
<b>8. Cash and cash equivalents</b>			
Cash at Bank and on hand		3,774,884	4,354,187
<b>Reconciliation of cash</b>			
Cash and cash equivalents reported in the Statement of Cash Flows are reconciled to the equivalent items in the Statement of Financial Position as follows:			
Cash at bank and on hand		3,774,884	4,354,187
<b>Balance as per Statement of Cash Flows</b>		<b>3,774,884</b>	<b>4,354,187</b>
<b>9. Trade receivables and other assets</b>			
<b>Current</b>			
Trade receivables		-	-
GST receivable		14,456	11,728
Dividends receivable		36,799	47,942
Prepayments		27,694	21,430
Other receivable		903,260	-
<b>Total current trade and other receivables</b>		<b>982,209</b>	<b>81,100</b>
<b>10. Financial assets</b>			
Financial assets designated as fair value through profit or loss	19	32,023,749	22,760,007
<b>Total financial assets</b>		<b>32,023,749</b>	<b>22,760,007</b>

(a) Financial assets consist of investments in listed equity securities. Fair value is determined by reference to closing bid prices on the Australian Securities Exchange.

2021  
\$                    2020  
\$

11. Trade and other payables

Current

Accounts payable and accrued expenses	2,440,740	1,003,727
<b>Total current trade and other payables</b>	<b>2,440,740</b>	<b>1,003,727</b>

Contractual cash flows from trade and other payables approximate their carrying amount. Trade and other payables are all contractually due within six months of reporting date.

12. Tax

Current tax payable	1,826,216	650,141
Prior year tax payable	-	469,181
<b>Total tax payable</b>	<b>1,826,216</b>	<b>1,119,322</b>

Recognised deferred tax assets	-	-
Recognised deferred tax liabilities	2,003,571	880,135
<b>Net deferred tax liabilities adjusted for deferred tax assets</b>	<b>2,003,571</b>	<b>880,135</b>

(a) Deferred tax assets attributable to:

— Capital raising costs	-	-
— Accruals	-	-

(b) Deferred tax liabilities attributable to:

— Unrealised gain on financial assets	1,993,563	871,681
— Unfranked dividend and interest receivable	10,008	8,454
	<b>2,003,571</b>	<b>880,135</b>

# Notes to the Financial Statements

Financial report for the year ended 30 June 2021

	2021	2020
	\$	\$
<b>13. Issued capital</b>		
<b>(a) Share capital</b>		
Ordinary shares fully paid 18,318,043 (2020: 18,318,043)	18,322,898	18,322,898
Capital raising costs	(370,652)	(370,652)
<b>Total</b>	<b>17,952,246</b>	<b>17,952,246</b>

## (b) Ordinary shares

Ordinary shares participate in dividends and the proceeds on winding up of the Company in proportion to the number of shares held. At the Shareholders meetings, each ordinary share is entitled to one vote when a poll is called, otherwise each Shareholder has one vote on a show of hands.

## (c) Movements in ordinary share capital

Date	Details	Number of Shares	Price \$
30 June 2019	Balance	18,318,043	18,322,898
	Nil Movement*	-	-
30 June 2020	Balance	18,318,043	18,322,898
	Nil Movement*	-	-
30 June 2021	Balance	18,318,043	18,322,898

\*The Dividend Reinvestment Plan was facilitated through on-market purchase of shares. There were no shares issued during the period.

	2021 \$	2020 \$
<b>14. Dividends</b>		
<b>(a) Dividends and distributions paid</b>		
The following dividends were declared and paid:		
Final fully franked ordinary dividend of 0.60 cents per share paid on 18 September 2020 (2020: 2.25 cents paid 13 September 2019)	109,908	412,156
Special fully franked ordinary dividend of 1.65 cents per share paid on 18 September 2020 (2020: None)	302,248	-
Interim fully franked ordinary dividend of 2.0 cents per share paid on 12 March 2021 (2020: 1.75 cents paid 20 March 2020)	366,361	320,566
<b>Total</b>	<b>778,517</b>	<b>732,722</b>
Dividends paid in cash or satisfied by the issue of shares under the dividend reinvestment plan during the year ended 30 June 2021 and 2020 were as follows:		
Paid in cash	778,517	732,722
Satisfied by issue of shares	-	-
<b>Total</b>	<b>778,517</b>	<b>732,722</b>
<b>(b) Proposed Dividends</b>		
Proposed Final 2021 fully franked ordinary dividend of 2.75 cents (2020: 2.25 cents) per share to be paid on 15 September 2021.	503,746	109,908
There is no proposed fully franked special dividend for 2021 (2020: 1.6 cents per share paid on 18 September 2020).	-	302,248
<b>Total Proposed Dividend</b>	<b>503,746</b>	<b>412,156</b>
The proposed final dividend for 2021 was declared after the end of the reporting period and therefore has not been provided for in the financial statements. There are no income tax consequences arising from this dividend at 30 June 2021.		

# Notes to the Financial Statements

Financial report for the year ended 30 June 2021

	2021	2020
	\$	\$
<b>14. Dividends</b>		
continued		

## (c) Franked dividends

The franking credits available for subsequent financial years at a tax rate of 30%	1,376,150	497,002
--	-----------	---------

The dividend franking account is calculated on a cash basis. It does not take into account:

- (a) Franking credits that will arise from the payment of the current tax liabilities;
- (b) Franking debits that will arise from the payment of dividends recognised as a liability at the year-end;
- (c) Franking credits that will arise from the receipt of dividends recognised as receivables at the end of the year.

The impact on the franking credit of the dividends proposed after the end of the reporting period is to reduce it by \$215,891 (2020: \$176,638).

The ability to use the franking credits is dependent upon the Company's future ability to declare dividends.

## (d) Listed Investment Company capital gain account

Balance of the Listed Investment Company (LIC) capital gain account (before tax)	8,195,145	3,552,322
--	-----------	-----------

Balance of the Listed Investment Company (LIC) capital gain account (after tax)	5,736,602	2,486,625
---	-----------	-----------

Distributed capital gains may entitle certain Shareholders to a special deduction in their Tax Return as set out in the dividend statement.

LIC capital gains available for distribution are dependent on:

- (i) the disposal of investment portfolio holdings which qualify for LIC capital gains; or
- (ii) the receipt of LIC distribution from LIC securities held in the portfolio.

	2021 \$	2020 \$
<b>15. Earnings per share</b>		
(a) Earnings used in the calculation of basic and diluted earnings per share.		
(i) (Profit/(loss) from continuing operations attributable to the owners of the Company	7,096,722	2,490,917
(ii) Total Comprehensive Income/(loss)	7,096,722	2,490,917
(b) Basic and diluted earnings per share	Cents	Cents
(i) (Profit/(loss) from continuing operations attributable to the owners of the Company	38.74	13.60
(ii) Total Comprehensive Income)	38.74	13.60
(c) Weighted average number of ordinary shares used in the calculation of earnings per share	18,318,043	18,318,043
<b>16. Auditor's remuneration</b>		
Remuneration of the auditor of the Company for:		
Audit or reviewing the financial statements	20,500	20,516
<b>Total remuneration of auditors</b>	<b>20,500</b>	<b>20,516</b>

# Notes to the Financial Statements

Financial report for the year ended 30 June 2021

## 17. Financial risk management

The Company is exposed to a variety of financial risks through its use of financial instruments.

The Company's overall risk management plan seeks to minimise potential adverse effects due to the unpredictability of financial markets. The Company does not speculate in financial assets.

The Company's overall risk management program focuses on the volatility of the financial markets and seeks to minimise potential adverse effects on the financial performance of the Company. Risk governance is managed through the Board which provides direct oversight on the Company's risk management framework and overall risk management performance.

The Board provides written principles for risk management covering investment portfolio composition. Risk is managed by the professional, disciplined management of the investment portfolio by ECP Asset Management Pty Ltd (the Manager).

The Company held the following financial instruments:

	Note	2021 \$	2020 \$
<b>Financial Assets</b>			
Cash and cash equivalents	8	3,774,884	4,354,187
Receivables	9	982,209	81,100
Financial Assets at fair value	10	32,023,749	22,760,007
<b>Total Financial Assets</b>		<b>36,780,842</b>	<b>27,195,294</b>
<b>Financial Liabilities</b>			
Trade and Other Payables	11	2,440,740	1,003,727
<b>Total Financial Liabilities</b>		<b>2,440,740</b>	<b>1,003,727</b>

### (a) Market risk

#### Foreign exchange risk

The Company operates entirely within Australia and is not exposed to material foreign exchange risk.

#### Equity market risk

The Company is exposed to risk of market price movement through its investments in Australian listed equity securities. Equity investments held by the Company are classified on the Statement of Financial Position as Financial Assets at fair value through Profit or Loss and any movement in the listed equity securities is reflected in the Statement of Profit or Loss.

The risk to Shareholders is that adverse equity securities market movements have the potential to cause losses in Company earnings or the value of its holdings of financial instruments. The Manager's investment strategy centres on the view that investing in proven high quality businesses with growth opportunities arising from their sustainable competitive advantage will outperform over the longer-term. Consistent with this approach, the Manager has an established risk management framework that includes procedures, policies and functions to ensure constant monitoring of the quality of the investee companies. The objective of the risk management framework is to manage and control risk exposures within acceptable parameters while optimising returns.

Equity market risk is measured as a percentage change in the value of equity instruments held in the portfolio, as compared to the total market index for the same period.

The Company's exposure to equity market risk over the Manager's investment horizon at the end of the reporting period is:

	2021	2020
Portfolio return since inception	19.94%	15.39%
All Ordinaries Index return	4.46%	1.49%



#### (b) Sensitivity analysis

Increases/decreases in an equity securities price, affect the Company's asset revaluation reserve and Other Comprehensive Income for the year. The analysis is based on the assumption that the Financial Assets at fair value through Profit or Loss had increased/decreased by 5% (2020: 5%) with all other variables held constant.

Impact on Profit or loss for the year:

2021 +/- \$1,601,187

2020 +/- \$1,138,000

#### (c) Cash flow interest rate risk

The Company is exposed to cash flow interest rate risk from holding cash and cash equivalents at variable rates. The Company does not enter into financing activities which would expose it to interest rate fluctuations on borrowed capital.

Revenue from interest forms a very minor portion of the Company's income and therefore exposure to interest rate risk is not significant.

As at the reporting date, the Company had the following cash and cash equivalents:

##### 30 June 2021:

Balance \$3,774,884

Weighted average interest rate 0.02%

##### 30 June 2020:

Balance \$4,354,187

Weighted average interest rate 0.00%

#### (d) Relative performance risk

The Manager aims to outperform the risk-free cash rate over the long-term. However, as the portfolio consists of equity investments these will tend to be more volatile than cash, so there will likely be periods of relative under and over performance compared to the benchmark risk free rate.

Over the long-term the Manager is confident that the portfolio can achieve outperformance through an investment selection process that invests in companies that have a sound business model, display a sustainable competitive advantage and have proven quality management.

#### (e) Credit risk

Credit risk is the risk of a counterparty defaulting on their financial obligations resulting in a loss to the Company. The objective of the Company is to minimise credit risk exposure. Credit risk arises from cash and cash equivalents and Financial Assets at fair value Profit or Loss. Credit risk is managed by the Manager.

Credit risk arising from cash and cash equivalents is managed by only transacting with counterparties independently rated with a minimum rating of A. The providers of financial services to the Company are rated as AA by Standard and Poor's. Credit risk on cash and cash equivalents is deemed to be low.

Credit risk arising from Financial Assets at fair value Profit or Loss relates to the risk of counterparties on the ASX defaulting on their financial obligations on transactions for Australian listed equity securities. The credit risk for these transactions is deemed to be low.

The maximum credit risk exposure of the Company at year end is the carrying value of the assets in the Statement of Financial Position.

There is no concentration of credit risk with respect to financial assets in the Statement of Financial Position.

#### (f) Liquidity risk

Liquidity risk is the risk that the Company will not be able to meet its financial obligations as they fall due.

The objective of the Company is to ensure as far as possible that it will always have sufficient liquidity to meet its liabilities when due, under both normal and distressed conditions.

Prudent liquidity risk management implies maintaining sufficient cash and marketable Australian listed equity securities.

The Manager controls liquidity risk by continuously monitoring the balance between equity securities and cash or cash equivalents and the maturity profiles of assets and liabilities to ensure this risk is minimal.

# Notes to the Financial Statements

Financial report for the year ended 30 June 2021

## 18. Capital management

The Board's policy is to maintain a strong capital base so as to maintain investor, creditor and market confidence and to sustain future development of the business. The capital structure of the Company consists of equity attributable to members of the Company. The Board monitors the return on capital, which is defined as net operating income divided by total Shareholders' Equity. The Board also monitors the level of dividends to Shareholders.

The capital of the Company is invested by the Investment Manager in accordance with the investment policy established by the Board. The Company has no borrowings. It is not subject to any externally imposed capital requirements.

There were no changes in the Company's approach to capital management during the year.

## 19. Fair value measurements

The Company measures the following assets and liabilities at fair value on a recurring basis after initial recognition:

- Financial Assets at Fair Value through Profit or Loss (FVTPL).

### Fair value hierarchy

AASB 13 Fair Value Measurement requires all assets and liabilities measured at fair value to be assigned to a level in the fair value hierarchy as follows:

- Level 1** – Unadjusted quoted prices in active markets for identical assets or liabilities that the entity can access at the measurement date.
- Level 2** – Inputs other than quoted prices included with level 1 that are observable for the asset or liability, either directly or indirectly.
- Level 3** – Unobservable inputs for the asset or liability.

The table below shows the assigned level for each asset and liability held at fair value by the Company:

### Recurring fair value measurements

30 June 2021	Financial Assets FVTPL – Listed Equity Securities
Level 1	\$32,023,749
Level 2	-
Level 3	-
<b>Total</b>	<b>\$32,023,749</b>

30 June 2020	Financial Assets FVTPL – Listed Equity Securities
Level 1	\$22,760,007
Level 2	-
Level 3	-
<b>Total</b>	<b>\$22,760,007</b>

### Transfers between levels of hierarchy

There were no transfers between levels of the fair value hierarchy.

### Highest and best use

The current use of each asset measured at fair value is considered to be its highest and best use.

## 20. Related party transactions

### Transactions with related parties

Transactions between related parties are on normal commercial terms and conditions no more favourable than those available to other parties unless otherwise stated.

The following transactions occurred with other related parties:

	2021	2020
	\$	\$
J D Pohl has an interest in the transaction as during the year J D Pohl was a Director and employee of ECP Asset Management Pty Ltd, the Manager.		
A Performance Fee payable in accordance with the Management Services Agreement as detailed in Note 21.	2,145,724	936,884
A Management Fee of 1% per annum is paid or payable as detailed in Note 21.	338,691	258,434

## 21. Management services agreement

In accordance with a Management Services Agreement approved by Shareholders, the terms of which were contained in the prospectus, the Company agreed to engage the Manager to provide primary and secondary management services, including:

- 1) managing the investment of the Company's portfolio, including keeping it under review;
- 2) ensuring investments by the Company are only made in authorised investments;
- 3) complying with the investment policy of the Company;
- 4) identifying, evaluating and implementing the acquisition and disposal of authorised investments;
- 5) provide the Company with monthly investment performance reporting;
- 6) promoting investment in the Company by the general investment community;

7) providing investor relationship services; and

8) provision of office services, corporate support and information technology services support.

The agreement may be terminated if:

- a) either party ceases to carry on business, or
- b) either party enters into liquidation voluntarily or otherwise, or
- c) either party passes any resolution for voluntary winding-up, or
- d) a receiver of the property of either party, or any part thereof, is appointed, or
- e) the Shareholders of the Company at a general meeting called for that purpose, resolve by ordinary resolution to terminate this agreement, or
- f) if the Company provides written notice to the Manager in the event of any material and substantial breach of the agreement by the Manager or if the Manager fails to remedy a breach of this agreement within 14 days following written notice of the breach.
- g) if the Manager provides 3 months written notice to the Company in the event of any material and substantial breach of the agreement by the Company or if the Company fails to remedy a breach of this agreement within 14 days following written notice of the breach.

Under the agreement the Manager will receive a management fee of 1% per annum on the portfolio net assets of the Company. In addition, a performance fee, payable annually in arrears, equal to 20% of the amount by which the Company's net performance before tax (that is, after all costs and outlays but before the calculation of the performance fee) exceeds the Benchmark of 8% subject to a high-water mark. If the Company's net performance in the year is less than the Benchmark, then no performance fee will be payable.

# Notes to the Financial Statements

Financial report for the year ended 30 June 2021

## 22. Key management personnel disclosures

	2021	2020
	\$	\$
The Company has no staff and therefore has no Key Management Personnel other than the Directors.		
No member of Key Management Personnel held options over shares in the Company during the year.		
There have been no other transactions with Key Management Personnel or their related entities other than those disclosed in Note 20.		
The totals of remuneration paid to the Directors of ECP Emerging Growth Limited during the year are as follows:		
<b>Short-term Employment benefits</b>	<b>128,125</b>	<b>128,125</b>

Detailed remuneration disclosures are provided in sections (A) – (F) of the remuneration report on pages 14 and 15.

The Company's Secretary, Brian Jones, was contracted directly during the current financial year (July 2020 – June 2021).

## 23. Cash flow information

Reconciliation of result for the year to cash flows from operating activities

Reconciliation of net income to net cash provided by operating activities:

	2021	2020
	\$	\$
<b>Profit for the year</b>	<b>7,096,722</b>	<b>2,490,917</b>
<b>Cash flows included in profit attributable to investing activities</b>		
Net gain on sale of financial assets	(8,725,776)	(3,577,623)
<b>Non-cash flows in profit</b>		
Net unrealised gain on financial assets at fair value	(3,739,607)	(1,079,792)
<b>Changes in assets and liabilities</b>		
(increase)/decrease in trade and other receivables	2,151	(48,927)
increase/(decrease) in trade and other payables	1,215,508	484,069
increase/(decrease) in current tax payable	706,894	650,141
(increase)/decrease in net deferred tax liabilities	1,123,435	331,675
<b>Cash flow from operations</b>	<b>(2,320,673)</b>	<b>(749,540)</b>

#### 24. Contingencies

In the opinion of the Directors, the Company did not have any contingencies at 30 June 2021 (30 June 2020: None).

#### 25. Events occurring after the reporting date

No matters or circumstances have arisen since the end of the financial year which significantly affected or may significantly affect the operations of the Company, the results of those operations, or the state of affairs of the Company in future financial years.

Subsequent to year-end on 25 August 2021, the Directors declared a final 2021 fully franked ordinary share dividend of 2.75 cents per share.



# Director's Declaration

The Directors of the Company declare that:

- a) the Financial Statements and Notes set out on pages 22 to 43 are in accordance with the Corporations Act 2001, including:
  - (i) complying with Accounting Standards, which, as stated in accounting policy Note 1 to the financial statements, constitutes compliance with International Financial Reporting Standards (IFRS); and
  - (ii) give a true and fair view of the financial position as at 30 June 2021 and of the performance for the year ended on that date; and

in the Directors' opinion,

- b) there are reasonable grounds to believe that the Company will be able to pay its debts as and when they become due and payable; and
- c) the remuneration disclosures set out on pages 14 and 15 of the Directors' Report (as part of the audited remuneration report) for the year ended 30 June 2021 comply with section 300A of the Corporations Act 2001.

The Directors have been given the declaration by the Chief Financial Officer required by section 295A of the Corporations Act 2001.

This declaration is made in accordance with a resolution of the Directors and is signed for and on behalf of the Directors by:




**Murray H d'Almeida**

Director

25 August 2021

For personal use only



# Auditor's Independence Declaration



**ECP EMERGING GROWTH LIMITED  
ABN 30 167 689 821**

**AUDITOR'S INDEPENDENCE DECLARATION UNDER  
SECTION 307C OF THE CORPORATIONS ACT 2001  
TO THE DIRECTORS OF ECP EMERGING GROWTH LIMITED**

I declare that, to the best of my knowledge and belief during the year ended 30 June 2021, there have been:

- (i) no contraventions of the auditor independence requirements as set out in the Corporations Act 2001 in relation to the audit; and
- (ii) no contraventions of any applicable code of professional conduct in relation to the audit.

**CONNECT NATIONAL AUDIT PTY LTD**  
Authorised Audit Company No. 521888

A handwritten signature in blue ink that reads 'Lee-Ann Dippenaar'.

**LEE-ANN DIPPENAAR BCom CA RCA**  
**AUDIT PRINCIPAL**

Dated this 25<sup>th</sup> day of August, 2021.

---

Connect National Audit Pty Ltd is an Authorised Audit Company

ABN 43 605 713 040

Liability limited by a scheme approved under Professional Standards Legislation

Head Office: Level 8, 350 Collins St, Melbourne VIC 3000

Gold Coast Office: Level 9 Wyndham Corporate Centre,  
1 Corporate Court, Bundall QLD 4217

w: [www.connectaudit.com.au](http://www.connectaudit.com.au)

For personal use only



**ECP EMERGING GROWTH LIMITED**  
ABN 30 167 689 821

**INDEPENDENT AUDITOR'S REPORT**  
**TO THE MEMBERS OF ECP EMERGING GROWTH LIMITED**  
(Page 1 of 4)

## Report on the Audit of the Financial Report

### Opinion

We have audited the financial report of ECP Emerging Growth Limited (the Company), which comprises the statement of financial position as at 30 June 2021, the statement of profit or loss and other comprehensive income, statement of changes in equity and statement of cash flows for the year then ended, notes comprising a summary of significant accounting policies and other explanatory information, and the directors' declaration.

In our opinion, the accompanying financial report of ECP Emerging Growth Limited is in accordance with the Corporations Act 2001, including:

- (a) giving a true and fair view of the Company's financial position as at 30 June 2021 and of its financial performance for the year then ended; and
- (b) complying with Australian Accounting Standards and the Corporations Regulations 2001.

### Basis for Opinion

We conducted our audit in accordance with Australian Auditing Standards. Our responsibilities under those standards are further described in the *Auditor's Responsibilities for the Audit of the Financial Report* section of our report. We are independent of the Company in accordance with the auditor independence requirements of the Corporations Act 2001 and the ethical requirements of the Accounting Professional and Ethical Standards Board's APES 110 Code of Ethics for Professional Accountants (the Code) that are relevant to our audit of the financial report in Australia. We have also fulfilled our other ethical responsibilities in accordance with the Code.

We confirm that the independence declaration required by the Corporations Act 2001 which has been given to the directors of the Company, would be in the same terms if given to the directors as at the time of this auditor's report.

We believe that the audit evidence we have obtained is sufficient and appropriate to provide a basis for our opinion.

### Key Audit Matters

Key audit matters are those matters that, in our professional judgement, were of most significance in our audit of the financial report for the year ended 30 June 2021. These matters were addressed in the context of our audit of the financial report as a whole, and in forming our opinion thereon, and we do not provide a separate opinion on these matters.

For personal use only

**ECP EMERGING GROWTH LIMITED**  
ABN 30 167 689 821

**INDEPENDENT AUDITOR'S REPORT**  
**TO THE MEMBERS OF ECP EMERGING GROWTH LIMITED**  
(Page 2 of 4)

KEY AUDIT MATTER	HOW THE KEY AUDIT MATTER WAS ADDRESSED IN OUR AUDIT
<p><b>Financial Assets at Fair Value Through Profit or Loss</b> Refer to Notes 2(e) and 10 to the financial statements</p>	
<p>As at 30 June 2021 the Company's statement of financial position includes financial assets at fair value through profit or loss of \$32,023,749.</p> <p>We focused on this area as a key audit matter due to the amounts involved being material.</p>	<p>Our procedures included, inter alia:</p> <ul style="list-style-type: none"> <li>Inspecting externally prepared documentation to verify the valuation of the portfolio as at 30 June 2021.</li> <li>Randomly and judgmentally selecting investments and agreeing dividends and closing market value to third party evidence.</li> <li>Recalculating the movement in fair value for the year.</li> <li>Review of the appropriateness of the Company's disclosures in the financial report in accordance with AASB 7 and AASB 9.</li> </ul>
<p><b>Tax and Income Tax Expense</b> Refer to Note 7 and 12 to the financial statements</p>	
<p>The Company recognises deferred tax liabilities and deferred tax assets. As at 30 June 2021 the deferred tax liability included in the statement of financial position amounted to \$2,003,571 and the deferred tax asset included in the statement of financial position amounted to \$nil.</p> <p>Current tax payable as at 30 June 2021 included in the statement of financial position amounted to \$1,826,216.</p> <p>We focused on this area as a key audit matter due to the amounts involved being material.</p>	<p>Our procedures included, inter alia:</p> <ul style="list-style-type: none"> <li>Reviewing the Company's taxation calculations for accuracy, completeness and compliance with AASB 112.</li> <li>Review of the appropriateness of the Company's disclosures in the financial report in accordance with AASB 112.</li> </ul>
<p><b>Performance fee and management fee</b> Refer to Notes 20 and 21 to the financial statements</p>	
<p>For the year ended 30 June 2021 the Company's statement of profit or loss and other comprehensive income includes the performance fee of \$2,145,724 and a management fee of \$338,691.</p> <p>The Company pays a performance fee and a management fee to a related party to engage a manager to provide primary and secondary management services.</p> <p>We focused on this area as a key audit matter due to the nature of the relationship.</p>	<p>Our procedures included, inter alia:</p> <ul style="list-style-type: none"> <li>Reviewing the management service agreement.</li> <li>Reviewing the Company's performance and management fee calculations.</li> <li>Reviewing the appropriateness of the Company's disclosures in the financial report in accordance with AASB 124.</li> </ul>

For personal use only

**ECP EMERGING GROWTH LIMITED**  
ABN 30 167 689 821

**INDEPENDENT AUDITOR'S REPORT**  
**TO THE MEMBERS OF ECP EMERGING GROWTH LIMITED**  
(Page 3 of 4)

**Information Other Than the Financial Report and Auditor's Report Thereon**

The directors are responsible for the other information. The other information comprises the information included in the Company's annual report for the year ended 30 June 2021, but does not include the financial report and our auditor's report thereon. Our opinion on the financial report does not cover the other information and accordingly we do not express any form of assurance conclusion thereon. In connection with our audit of the financial report, our responsibility is to read the other information and, in doing so, consider whether the other information is materially inconsistent with the financial report or our knowledge obtained in the audit or otherwise appears to be materially misstated. If, based on the work we have performed, we conclude that there is a material misstatement of this other information, we are required to report that fact. We have nothing to report in this regard.

**Matters Relating to the Electronic Presentation of the Audited Financial Report**

This auditor's report relates to the financial report of ECP Emerging Growth Limited for the year ended 30 June 2021, intended to be included on the Company's website. The Company's directors are responsible for the integrity of the Company's website. We have not been engaged to report on the integrity of the Company's website. The auditor's report refers only to the statements named above. It does not provide an opinion on any other information which may have been hyperlinked to/from these statements. If users of this report are concerned with the inherent risks arising from electronic data communications, they are advised to refer to the hard copy of the audited financial report to confirm the information included in the audited financial report presented on the website.

**Responsibility of the Directors for the Financial Report**

The directors of the Company are responsible for the preparation of the financial report that gives a true and fair view in accordance with Australian Accounting Standards and the Corporations Act 2001 and for such internal control as the directors determine is necessary to enable the preparation of the financial report that gives a true and fair view and is free from material misstatement, whether due to fraud or error.

In preparing the financial report, the directors are responsible for assessing the Company's ability to continue as a going concern, disclosing, as applicable, matters related to going concern and using the going concern basis of accounting unless the directors either intend to liquidate the Company or to cease operations, or have no realistic alternative but to do so.

**Auditor's Responsibilities for the Audit of the Financial Report**

Our objectives are to obtain reasonable assurance about whether the financial report as a whole is free from material misstatement, whether due to fraud or error, and to issue an auditor's report that includes our opinion. Reasonable assurance is a high level of assurance, but is not a guarantee that an audit conducted in accordance with Australian Auditing Standards will always detect a material misstatement when it exists. Misstatements can arise from fraud or error and are considered material if, omitting, misstating or obscuring them, could reasonably be expected to influence the decisions of primary users taken on the basis of this financial report.

As part of an audit in accordance with the Australian Auditing Standards, we exercise professional judgement and maintain professional scepticism throughout the audit. We also:

- Identify and assess the risks of material misstatement of the financial report, whether due to fraud or error, design and perform audit procedures responsive to those risks, and obtain audit evidence that is sufficient and appropriate to provide a basis for our opinion. The risk of not detecting a material misstatement resulting from fraud is higher than for one resulting from error, as fraud may involve collusion, forgery, intentional omissions, misrepresentations, or the override of internal controls.

**ECP EMERGING GROWTH LIMITED**  
ABN 30 167 689 821**INDEPENDENT AUDITOR'S REPORT**  
**TO THE MEMBERS OF ECP EMERGING GROWTH LIMITED**  
(Page 4 of 4)

- Obtain an understanding of internal control relevant to the audit in order to design audit procedures that are appropriate in the circumstance, but not for the purpose of expressing an opinion on the effectiveness of the Company's internal control.
- Evaluate the appropriateness of accounting policies used and the reasonableness of accounting estimates and related disclosures made by directors and management.
- Conclude on the appropriateness of directors and management's use of the going concern basis of accounting and, based on the audit evidence obtained, whether a material uncertainty exists related to events or conditions that may cast significant doubt on the Company's ability to continue as a going concern. If we conclude that a material uncertainty exists, we are required to draw attention in our auditor's report to the related disclosure in the financial report or, if such disclosures are inadequate, to modify our opinion. Our conclusions are based on the audit evidence obtained up to the date of our auditor's report. However, future events or conditions may cause the Company to cease to continue as a going concern.
- Evaluate the overall presentation, structure and content of the financial report, including the disclosures, and whether the financial report represents the underlying transaction and events in a manner that achieves fair presentation.

We communicate with the directors regarding, among other matters, the planned scope and timing of the audit and significant audit findings, including any significant deficiencies in internal control that we identify during our audit.

**Report on the Remuneration Report****Opinion on the Remuneration Report**

We have audited the remuneration report included in pages 14 to 15 of the directors' report for the year ended 30 June 2021.

In our opinion the remuneration report of ECP Emerging Growth Limited for the year ended 30 June 2021 complies with s300A of the Corporations Act 2001.

**Responsibilities**

The directors of the Company are responsible for the preparation and presentation of the remuneration report in accordance with s300A of the Corporations Act 2001. Our responsibility is to express an opinion on the remuneration report, based on our audit conducted in accordance with Australian Auditing Standards.

**CONNECT NATIONAL AUDIT PTY LTD**  
Authorised Audit Company No. 521888



**LEE-ANN DIPPENAAR BCom CA RCA**  
**AUDIT PRINCIPAL**

Dated this 25<sup>th</sup> day of August 2021.

For personal use only



# Shareholder Information

ECP Emerging Growth has only one class of equity security, being Fully Paid Ordinary Shares.

The Shareholder information set out below was applicable as at 16 August 2021.

## 1. Twenty largest shareholders

Shareholders	Ordinary Shares	%
CITICORP NOMINEES PTY LIMITED	5,464,877	29.83%
G W HOLDINGS PTY LTD <EDWINA A/C>	610,000	3.33%
MR JOHN STEVEN PAGE & MRS GILLIAN KAY PAGE <PAGE EMPLOYEES S/F A/C>	429,769	2.35%
CARMANT PTY LTD <CARMANT SUPER FUND A/C>	322,421	1.76%
MR DAVID COOPER & MS ADRIENNE WITTEMAN <PRIVATE SUPER FUND A/C>	239,416	1.31%
LIS PRIVATE PTY LTD <THE LIS PRIVATE UNIT A/C>	231,383	1.26%
MERMON PTY LIMITED <MERMON A/C>	206,000	1.12%
ABBAWOOD NOMINEES PTY LTD <ABBOTT FAMILY S/F NO 1 A/C>	196,980	1.08%
ROMADAK PTY LTD <THE JOMAR A/C>	179,645	0.98%
COLE WHITEHURST PTY LTD <COLE WHITEHURST SUPER A/C>	167,400	0.91%
CASTLE PARTNERS PTY LTD	159,050	0.87%
MR GRANT DAVID NEWTON & MRS KATHYRN JANE CLARK	155,601	0.85%
MR GUILLAUME JOHANNES SWIEGERS	154,073	0.84%
DE LEEUW HOLDINGS PTY LTD <DE LEEUW SUPER FUND A/C>	150,000	0.82%
MUTUAL TRUST PTY LTD	150,000	0.82%
MAURBRU SUPER PTY LTD <MAURBRU SUPER FUND A/C>	150,000	0.82%
B SMARTYPANTS PTY LTD <B & K SMARTYPANTS A/C>	150,000	0.82%
KAMILAROI INVESTMENTS PTY LTD	150,000	0.82%
FIRTHY PTY LTD <THE FIRTH SUPER FUND A/C>	150,000	0.82%
GOL KOPJE INVESTMENTS PTY LTD <AFRICAN WILDLIFE SEBP A/C>	146,938	0.80%
<b>Total</b>	<b>9,563,553</b>	<b>52.21%</b>

## 2. Distribution of securities

Distributions	Number of Shareholder	% of shares
1 to 1,000	39	0.1%
1,001 to 5,000	80	1.3%
5,001 to 10,000	63	2.8%
10,001 to 100,000	208	38.5%
100,001 and over	28	57.3%
<b>Total</b>	<b>418</b>	<b>100%</b>

Holdings of less than a marketable parcel	21	-
---	----	---

## 3. Substantial shareholdings

The names of the Shareholders who have notified the Company of a substantial holding in accordance with section 671B of the Corporations Act 2001 are:

Substantial Shareholder	Number of Shares	% of Total Shares
EC Pohl & Co Pty Ltd	5,458,492	29.80%

## 4. Voting rights

On a show of hands every Shareholder present in person or by proxy shall have one vote and upon a poll each share shall have one vote.

## 5. On-market buy back

There is no current on-market buy back.

# Investments

## 1. Holdings of securities as at 30 June 2021

Individual investments at 30 June 2021 are listed on the following page. The list should not, however, be used to evaluate portfolio performance or to determine the net asset backing per share at other dates. Individual holdings in the portfolio may change during the course of the year.

## 2. Transactions and brokerage

There were 339 (2020: 252) transactions in securities during the year on which brokerage of \$161,400 (2020: \$86,383) was paid.





ASX Code	Company	Shares	Market Value \$	%
<b>Ordinary shares</b>				
AD8	Audinate Group Limited	104,113	846,438.69	2.32
ALU	Altium Limited	54,846	2,012,299.74	5.51
ARB	ARB Corporation Limited	9,688	418,424.72	1.15
CAR	Carsales.Com Limited	63,139	1,247,626.64	3.42
CAT	Catapult Group International Ltd	312,227	624,454.00	1.71
CBR	Carbon Revolution Limited	761,460	845,220.60	2.32
CGC	Costa Group Holdings Limited	339,082	1,122,361.42	3.08
CGCXX	Costa Group Holdings Limited Rights	53,567	160,701.00	0.44
CTD	Corporate Travel Management Limited	66,735	1,434,135.15	3.93
DMP	Domino's Pizza Enterprises Limited	15,605	1,880,558.55	5.15
FCL	Fineos Corporation Holdings PLC	221,214	862,734.60	2.36
FPH	Fisher & Paykel Healthcare Corporation Limited	11,733	339,318.36	0.93
HUB	HUB24 Limited	84,787	2,417,277.37	6.62
IEL	Idp Education Limited	48,174	1,182,189.96	3.24
LIC	Lifestyle Communities Limited	43,774	683,312.14	1.87
LOV	Lovisa Holdings Limited	140,981	2,149,960.25	5.89
MFG	Magellan Financial Group Limited	55,702	3,000,109.72	8.22
MP1	Megaport Limited	54,396	1,002,518.28	2.75
NWL	Netwealth Group Limited	56,664	971,787.60	2.66
NXL	Nuix Limited	478,266	1,056,967.86	2.90
PDL	Pendal Group Limited	208,349	1,679,292.94	4.60
PWH	Pwr Holdings Limited	278,889	1,977,323.01	5.42
REA	REA Group Ltd	2,357	398,403.71	1.09
RMD	ResMed Inc.	45,769	1,499,392.44	4.11
SEK	Seek Limited	11,450	379,453.00	1.04
SKO	Serko Limited	129,840	890,702.40	2.44
WTC	Wisetech Global Limited	29,464	940,785.52	2.58
			<b>32,023,749.67</b>	<b>87.75</b>
<b>Cash</b>				
Cash (including dividends receivable and unsettled trades)			4,472,860.06	12.25
<b>Total</b>			<b>36,496,609.73</b>	<b>100.00</b>

# Corporate Directory

## ECP Emerging Growth Limited

ABN 30 167 689 821

Registered in Queensland on  
23 January 2014.

## Website address

[www.ecpam.com/emerging](http://www.ecpam.com/emerging)

## Follow us

 /ECPEG  /company/ecpeg

## Board of Directors

Murray H. d'Almeida  
Non-Executive Chairman

David C. Crombie AM  
Non-Executive Director

Jared D. Pohl  
Executive Director

## Company Secretary

Brian E Jones

## Registered office

Level 12  
Corporate Centre One  
2 Corporate Court  
Bundall QLD 4217

Toll Free: 1800 352 474  
Fax: +61 (0) 2 8651 6899  
Email: [info@ecpam.com](mailto:info@ecpam.com)

## Postal address

PO Box 7536  
Gold Coast Mail Centre  
Bundall QLD 9726

## Auditors

Connect National Audit Pty Ltd  
Level 9  
Wyndham Corporate Centre  
1 Corporate Court  
BUNDALL QLD 4217

## Solicitors

McCullough Robertson Lawyers

Level 32 MLC Centre  
19 Martin Place  
Sydney NSW 2000

## Investment Manager

ECP Asset Management Pty Ltd  
ACN 158 827 582

Suite 305, Level 3  
343 George Street  
Sydney NSW 2000

Authorised Representative of  
EC Pohl & Co Pty Ltd  
ACN 154 399 916 AFSL 421704

Tel: +61 (0) 2 8651 6800  
Fax: +61 (0) 2 8651 6899  
Email: [info@ecpam.com](mailto:info@ecpam.com)

## Share Registry

Boardroom Pty Limited

GPO Box 3993  
Sydney NSW 2001

Toll Free: 1300 737 760  
International: +61 (0) 2 9290 9600

Fax: +61 (0) 0 9279 0664

Email: [enquiries@boardroomlimited.com.au](mailto:enquiries@boardroomlimited.com.au)

For personal use only

For personal use only

**ECP**

Emerging Growth Limited

ACN 167 689 821

Suite 305, Level 3  
343 George Street  
Sydney NSW 2000

[www.ecpam.com/emerging](http://www.ecpam.com/emerging)