



NATIONAL STORAGE REIT

FULL YEAR RESULTS 2014

**\$45.9 MILLION
PLACEMENT OFFER**

25 AUGUST 2014

IMPORTANT NOTE AND DISCLAIMER



This investor presentation ("**Presentation**") has been prepared by National Storage REIT ("**NSR**") comprising National Storage Holdings Limited (ACN 166 572 845) and The Trust Company (RE Services) Limited (ACN 003 278 831 and AFSL 235 150) as Responsible Entity for the National Storage Property Trust (ARSN 101 227 712).

This Presentation is not a prospectus, product disclosure statement or other offering document under Australian law, including the *Corporations Act 2001* (Cwth) ("**Corporations Act**") or any other law. The Presentation has not been, nor will it be, lodged with Australian Securities and Investments Commission.

By accepting, assessing or reviewing this Presentation, or attending any associated presentation or briefing, you agree to be bound by the following conditions.

Summary Information

This Presentation contains summary information about the current activities of NSR and the entities within the NSR stapled group as at the date of this Presentation. The information in this Presentation is of a general nature and does not purport to be complete nor does it contain all the information which a prospective investor may require in evaluating a possible investment in NSR or that would be required in a prospectus or product disclosure statement prepared in accordance with the requirements of the Corporations Act.

The historical information in this Presentation is, or is based upon, information that has been released to the Australian Securities Exchange ("**ASX**"). This Presentation should be read in conjunction with NSR's other periodic and continuous disclosure announcements lodged with the ASX, which are available at www.asx.com.au.

No member of NSR or any of its related bodies corporate and their respective directors, employees, officers and advisers offer any warranties in relation to the statements and information in this Presentation.

Statements made in this Presentation are made only as of the date of this Presentation. The information in this Presentation remains subject to change without notice.

The distribution of this Presentation outside Australia and New Zealand may be restricted by law. Persons who come into possession of information in this Presentation who are not in Australia or New Zealand should seek independent advice on and observe any such restrictions. Any failure to comply with such restrictions may constitute a violation of applicable securities laws.

Not an Offer

This Presentation is for information purposes only and should not be considered as a solicitation, offer or invitation for subscription, purchase or sale of securities in any jurisdiction, or to any person to whom it would not be lawful to make such an offer or invitation. No action has been taken to register the securities referred to in this presentation ("Securities"), or otherwise permit a public offering of Securities, in any jurisdiction outside Australia or New Zealand, except as set out in this Presentation –

please refer to the International Offer Restrictions on slides 29-30.

In particular, this Presentation has been prepared for publication in Australia and may not be released in the United States. This announcement does not constitute an offer to sell, or a solicitation of an offer to buy, securities in the United States or any other jurisdiction. Any securities described in this Presentation have not been, and will not be, registered under the US Securities Act of 1933 and may not be offered or sold in the United States except in transactions exempt from, or not subject to, registration under the US Securities Act and applicable US state securities laws

Not Financial Advice

Nothing in this Presentation constitutes investment, legal, tax or other advice. This Presentation has been prepared without taking account of any person's individual investment objectives, financial situation or particular needs. Before making an investment decision, prospective investors should consider the appropriateness of the information having regard to their own investment objectives, financial situation and needs and seek legal, accounting and taxation advice appropriate to their jurisdiction. NSR is not licensed to provide financial product advice in respect of NSR securities. Cooling off rights do not apply to the acquisition of NSR securities.

Risk

An investment in NSR securities is subject to investment and other known and unknown risks, some of which are beyond the control of NSR. NSR does not guarantee any particular rate of return or the performance of NSR or its securities, nor does it guarantee the repayment of capital from NSR or any particular tax treatment.

Financial Data

All references to dollars and cents are in reference to Australian dollars unless otherwise stated and all financial data is presented as at the date of this Presentation unless otherwise stated.

IMPORTANT NOTE AND DISCLAIMER



Future Performance

This Presentation contains certain "forward looking statements". Forward looking statements can generally be identified by the use of forward looking words such as "expect", "anticipate", "likely", "intend", "should", "could", "may", "predict", "plan", "propose", "will", "believe", "forecast", "estimate", "target", "outlook", "guidance", "project", "opinion" and other similar expressions within the meaning of securities laws of applicable jurisdictions and include, but are not limited to, the outcome and effects of the Offer and the use of proceeds. Indications of, and guidance on, future earnings and financial position and performance are also forward looking statements, and include statements in this Presentation regarding the conduct and outcome of this capital raising, the use of proceeds, and NSR's outstanding debt. The forward looking statements contained in this Presentation are not guarantees or predictions of future performance and involve known and unknown risks and uncertainties and other factors, many of which are beyond the control of NSR, and may involve significant elements of subjective judgement and assumptions as to future events which may or may not be correct.

Refer to the "Key Investment Risk" section of this Presentation for a summary of certain general and NSR specific risk factors that may affect NSR.

You are cautioned not to place undue reliance on forward looking statements, opinions and estimates provided in this Presentation as there can be no assurance that actual outcomes will not differ materially from these forward-looking statements.

Forward looking statements, opinions and estimates provided in this Presentation necessarily involve uncertainties, assumptions, contingencies and other factors, and unknown risks may arise, including, but not limited to the risks factors outlined in this Presentation, many of which are outside the control of NSR. Similarly, statements about market and industry trends, which are based on interpretations of current market conditions, should be treated with caution. Such statements may cause the actual results or performance of NSR to be materially different from any future results or performance expressed or implied by such forward looking statements. Forward looking statements including projections, guidance on future earnings and estimates are provided as a general guide only and should not be relied upon as an indication or guarantee of future performance. Such forward looking statements are based on information available to NSR as at the date of this Presentation.

Except as required by law or regulation (including the ASX Listing Rules), NSR undertakes no obligation to provide any additional, updated or supplementary information whether as a result of new information, future events or results, or otherwise.

Past Performance

Investors should note that past performance, including past security price performance, of NSR cannot be relied upon as an indicator of (and provides no guidance as to) future NSR performance including future security price performance and is given for illustrative purposes only.

Stapled Securities

Investors should note that ASX reserves the right (without limiting its absolute discretion) to remove National Storage Holdings Limited and/or National Storage Property Trust from the official list of ASX if any of the securities comprising the Securities cease to be stapled together, or any equity securities are issued by National Storage Holdings Limited or National Storage Property Trust which are not stapled to corresponding securities in the other entity.

Disclaimer

Neither Morgan Stanley Australia Securities Limited (ACN 078 652 276) ("**Underwriter**"), nor any of its or NSR's respective advisers or any of their respective affiliates, related bodies corporate directors, officers, partners, employees and agents, have authorised, permitted or caused the issue, submission, dispatch or provision of this Presentation and, except to the extent referred to in this Presentation, none of them makes or purports to make any statement in this Presentation and there is no statement in this Presentation which is based on any statement by any of them.

To the maximum extent permitted by law, NSR, the Underwriter and their respective advisers, affiliates, related bodies corporate, directors, officers, partners, employees and agents

(i) exclude and disclaim all liability, for any expenses, losses, damages or costs incurred by you as a result of your participation in the offering of securities referred to in this Presentation ("Offer") and the information in this Presentation being inaccurate or incomplete in any way for any reason, whether by negligence or otherwise; and

(ii) to the maximum extent permitted by law, NSR, the Underwriter and their respective advisers, affiliates, related bodies corporate, directors, officers, partners, employees and agents make no representation or warranty, express or implied, as to the currency, accuracy, reliability or completeness of information in this Presentation and, with regards to the Underwriter, it and its advisers, affiliates, related bodies corporate, directors, officers, partners, employees and agents take no responsibility for any part of this Presentation.

The Underwriter and its advisers, affiliates, related bodies corporate, directors, officers, partners, employees and agents make no recommendations as to whether you or your related parties should participate in the Offer nor do they make any representations or warranties to you concerning the Offer, and by receiving this presentation you represent, warrant and agree that you have not relied on any statements made by the Underwriter, or its advisers, affiliates, related bodies corporate, directors, officers, partners, employees and agents in relation to the Offer and you further expressly disclaim that you are in a fiduciary relationship with any of them.

PRESENTATION OUTLINE

- Results Highlights
- Placement Offer
- Summary and Outlook

- Appendix A: 30 June 2014 results
- Appendix B: Overview of National Storage REIT (**NSR**)
- Appendix C: Foreign Jurisdictions
- Appendix D: Key Investment Risks



1. RESULTS HIGHLIGHTS

RESULTS HIGHLIGHTS

- A-IFRS profit after tax for FY14 of \$15.6m
- Underlying profit for 2H FY14 of \$8.8m (3.6 cents per security)
- EPS guidance for CY14 reaffirmed at 7.8 cents per security (\$19.1 million)
- EPS guidance for FY15 of 8.5 cents per security (\$20.7 million)
- Keys to achieving CY14 and FY15 targets:
 - **Active asset management**
 - Leveraging rate per sqm over occupancy in challenging trading conditions
 - 10% increase in rate per sqm occupied for FY14 (\$249 per sqm to \$275 per sqm)
 - Further 5% rate increase implemented on 1 July 2014 to flow through over nine months
 - Robust pricing structure in place to capture anticipated seasonal uplift
 - Further enhancements to operating platform to deliver cost efficiencies and scalability
 - **Benefits from announced transactions**
 - Earnings accretion from acquisition activity in 2H FY14 to flow through into FY15 (additional upfront acquisition costs incurred in 1H FY14 to facilitate acquisition program)
 - Additional operational income from development management activities (Kardinya, Cockburn) locked in for 1H FY15
 - Guidance does not include impact of any additional acquisition activity in FY15
 - **Strong potential acquisition and revenue pipeline**
 - Over \$100 million of acquisition opportunities currently under negotiation
 - Indicative yields to be accretive
 - Additional potential revenue sources include third party management fees, portfolio recycling and telecom towers

DEVELOPING MULTIPLE REVENUE STREAMS


- Leveraging NSR's fully integrated operating platform to develop multiple revenue sources:
 - Storage income (driven by increasing rate per square metre and occupancy)
 - Ancillary income (sale of merchandise and insurance plus value-added services)
 - Third party centre management fees – new platform released August 2014
 - Project/development management fees (from Southern Cross and third party vendors/developers)
 - Portfolio recycling/redevelopment opportunities being actively progressed
 - Acquisition fees
 - Telecommunications towers and outdoor advertising income



PORTFOLIO AND DEVELOPMENT MANAGEMENT

Announced Acquisitions

| CENTRE | PRICE | FORECAST YEAR ONE PASSING INCOME YIELD | SETTLEMENT |
|-----------------|---------|---|------------|
| Artarmon | \$36.5m | 10.5% <small>(actual at 30 June 2014)</small> | Dec 2013 |
| Townsville | \$17m | 7% | May 2014 |
| Moorabbin | \$8.2m | 8.7% | June 2014 |
| Mulgrave | \$7m | 7.9% | June 2014 |
| Wangara | \$10.9m | 9% | July 2014 |
| Port Adelaide | \$5.2m | 9.8% | July 2014 |
| Hervey Bay (SX) | N/A | N/A | May 2014 |
| Yandina (SX) | N/A | N/A | May 2014 |



Development Management – actively managing portfolio opportunities

- Provide additional capacity and generate project management fees:
 - Expansion of Cockburn in Perth, Western Australia
 - Turnkey development in Kardinya in Perth, Western Australia (\$8m) with settlement/completion expected in late 2014

INDUSTRY CONSOLIDATION STRATEGY

Strategic rationale

- Highly fragmented industry - top 3 brands only have c.25% of market
- Scalable fully-integrated operating platform - revenue and cost synergies
- Strong acquisition and integration track-record – established since 2000
- Capital raised to be deployed to fund accretive potential acquisitions

Identified investment pipeline

- Over \$100m of identified investment opportunities under review
- Over \$60m of identified investment opportunities under advanced negotiation – announcements expected in 1H FY15

Investment guidelines

- Location - visibility to passing traffic
- Proximity to drivers of self-storage usage - commercial, retail and/or residential
- Modern design – access and security
- Return – expected yield of 8-10% post integration into the National Storage platform

Typical due diligence process

- 6- 8 weeks
- National Storage management plus external consultants
- Commercial and financial due diligence
- Building/environment due diligence
- Legal due diligence
- Independent valuation
- Board approval

ASSET MANAGEMENT

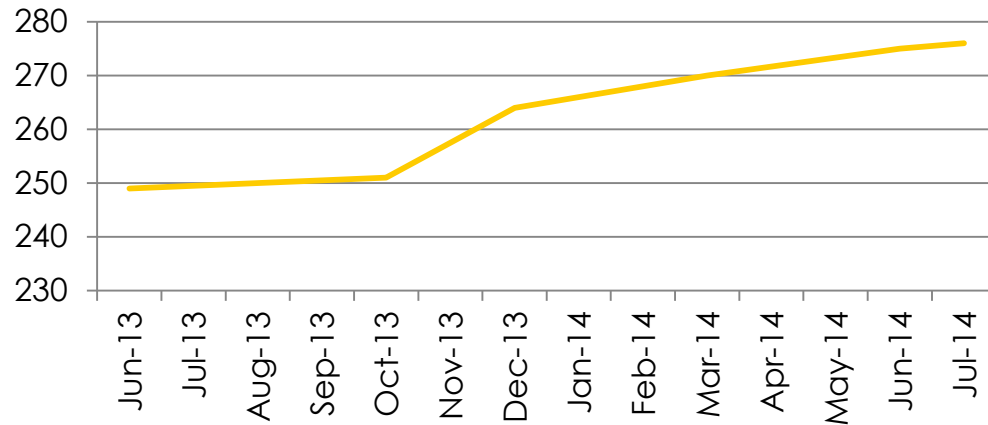
Centre Management – a credible alternative for third party management

- Additional income to be derived from the provision of management service, with limited increase to cost base and limited capital requirements
- Greater economies of scale due to the larger number of operational centres
- The establishment of a possible future acquisition pipeline

Asset Management – driving an appropriate balance between rate per sqm and occupancy

- Stable portfolio metrics despite challenging trading conditions
- Leveraging rate per sqm over occupancy given market conditions
 - Rent per sqm at June 2014 of \$275
 - Occupancy at July 2014 of 71% (original IPO portfolio)

Historical Rate Per Square Metre Growth





RESULTS VS. IPO FORECAST

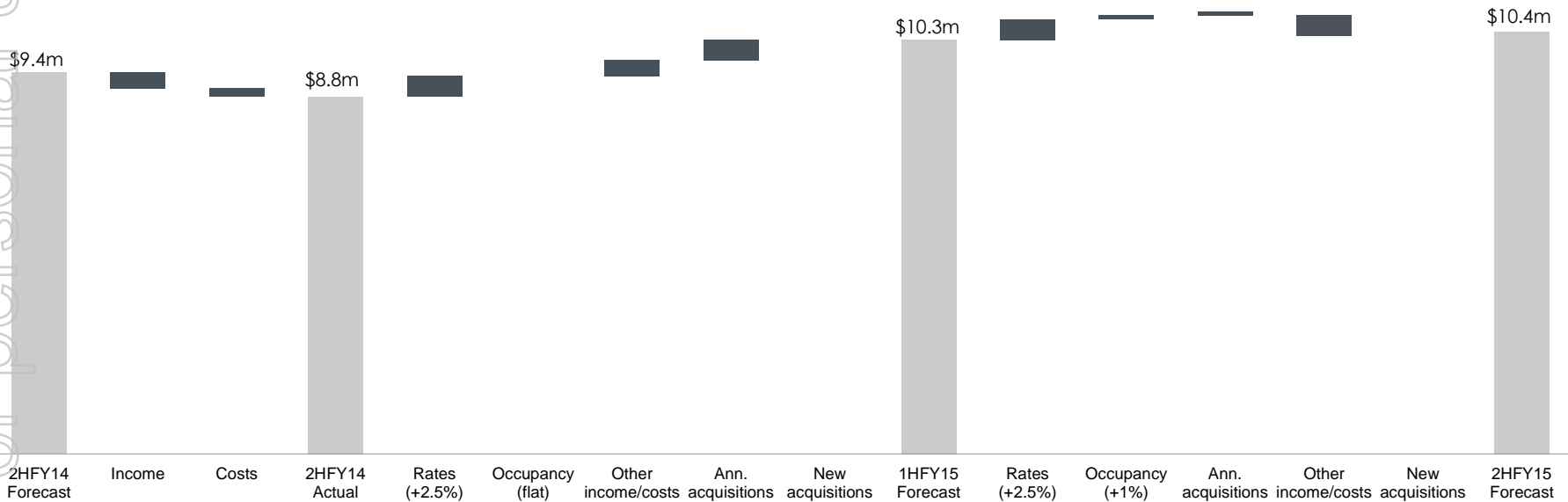
| | ACTUAL H2 FY14 | IPO FORECAST H2 FY14 | DELTA | COMMENTS |
|------------------------------|-------------------|-------------------------|-------|--|
| Total income | \$24.3m | \$24.7m | -2% | Trading condition softer than anticipated |
| Total operating expenses | \$9.9m | \$9.6m | +3% | Additional growth-related costs partially offset by operating efficiencies |
| Leasehold properties expense | \$4.2m | \$4.4m | -5% | Improved leasing terms |
| EBITDA | \$10.2m | \$10.7m | -5% | |
| Depreciation | \$0.2m | \$0.2m | n/m | |
| EBIT | \$10.0m | \$10.5m | -5% | |
| Net interest expense | \$1.2m | \$1.1m | +9% | Additional debt drawn in May and June |
| Underlying profit | \$8.8m | \$9.4m | -6% | |
| Underlying EPS | 3.6 cents | 3.8 cents | -6% | |
| DPS | 3.8 cents | 3.8 cents | n/m | In-line with IPO forecast |
| CY14 EPS forecast | 7.8 cents | 7.8 cents | n/m | In-line with IPO forecast |
| FY15 EPS forecast | 8.5 cents | n/a | n/m | Impact of accretive acquisitions and multiple revenue sources |

For personal use only

BRIDGE TO UNDERLYING EARNINGS GUIDANCE

- 2H FY14 underlying earnings below IPO forecast due to weaker than expected trading environment and costs relating to growth initiatives
- 1H FY15 and 2H FY15 earnings guidance supported by (i) rate increases already implemented on 1 July 2014, (ii) additional income generation from other revenue sources, (iii) accretion from announced acquisitions, (iv) forecast 1% improvement in occupancy in 2H FY15
- Guidance does not include impact of any additional acquisition, management or development activity or structural efficiencies in FY15

Underlying Profit (\$m)



OWNED PORTFOLIO METRICS

| | IPO | 30 June 2014 | 31 July 2014 |
|--|------------------------------|---------------|---------------|
| Freehold Centres | 28 | 31 | 33 |
| Leasehold Centres | 10 | 10 | 10 |
| Southern Cross Centres | 24 | 26 | 26 |
| Freehold net lettable area | 212,062 sqm | 238,343 sqm | 247,484 sqm |
| Total net lettable area | 329,544 sqm | 363,157 sqm | 374,661 sqm |
| Total storage units | 36, 210 | 39,924 | 41,039 |
| Portfolio valuation (Freehold Centres) | \$270 million* | \$305 million | \$321 million |
| Sustainable occupancy as per independent valuation | 83% | 83% | 83% |
| Weighted average cap rate | 9.7% | 9.6% | 9.6% |
| Weighted average remaining term on Leasehold Centres | 15.5 years at August 2013 | 16 years | 16 years |

*summed on an individual basis

For personal use only

CAPITAL MANAGEMENT

- Debt Finance Facility:
 - 23% gearing as at 30 June 2014 against 50% LVR covenant
 - \$87 million drawn of \$100 million capacity as at June 2014
 - ICR of 9.4x as at June 2014 against covenant of 2.0x
 - \$30m hedged
 - December 2016 expiry
- Conservative target gearing range of 25% - 35%
- Target net payout distribution ratio of 90% - 100% of underlying earnings
 - Distribution of 3.8 cents per security to be paid 26 August 2014
 - Approximately \$0.9m of distributions for the six months to 30 June 2014 were retained via the distribution claw back arrangement in relation to the Vendor Stapled Securities
- 3 year rolling independent valuation policy

2. PLACEMENT OFFER AND TIMETABLE

TRANSACTION OVERVIEW

Institutional Placement Offer

- A fully underwritten placement of approximately \$45.9 million
- New securities issued at \$1.25 per security
 - Discount of 11% to last closing price on Friday 22 August 2014
- New securities will rank equally with current securities with full entitlement to 1H FY15 distributions¹
- Replenishes NSR's balance sheet and provides financial flexibility to pursue accretive potential acquisition opportunities in the short term
 - Pro forma gearing of approximately 16%² represents acquisition capacity of \$100 million at the top end of NSR's gearing range of 25-35%
 - Potential acquisitions expected to be accretive to guidance

Security Purchase Plan (SPP)

- SPP to be offered to eligible retail securityholders
- NSR retains discretion to scale-back

1. Excludes distribution paid on 26 August 2014

2. Adjusting for the settlement of Wangara and Port Adelaide in July 2014, and expected settlement of Kardinya in late 2014

INDICATIVE TIMETABLE

| KEY EVENTS | DATE |
|---|------------------|
| Institutional Placement Offer and Bookbuild opens | 25 August 2014 |
| Institutional Placement Offer and Bookbuild closes | 25 August 2014 |
| Trading commences | 26 August 2014 |
| Settlement of new securities issued under Institutional Placement Offer | 29 August 2014 |
| Allotment and normal trading of new securities issued under Institutional Placement Offer | 1 September 2014 |
| SPP Offer opens and Retail SPP Booklet despatched | 1 September 2014 |
| SPP Offer closes | 1 October 2014 |
| Allotment of new securities issued under SPP Offer | 9 October 2014 |
| Normal trading of new securities issued under SPP Offer | 14 October 2014 |

For personal use only

Note: All times indicative only, subject to change

4. SUMMARY AND OUTLOOK

SUMMARY AND OUTLOOK

- CY14 earnings and distribution guidance reaffirmed at 7.8 cents per stapled security
- Benefits from announced acquisitions/developments/expansions and the rate increase implemented in July 2014 to flow through to FY15 results
- Increased costs in 2H FY14 incurred to facilitate acquisition activity
- Leveraging fully-integrated and scalable operating platform to enhance investment returns to NSR securityholders through:
 - Multiple growth drivers including accretive acquisitions, developments, expansions and increased returns from existing centres
 - Multiple income sources including storage income, ancillary income, management fees and project/development management fees
- Placement Offer replenishes NSR's balance sheet and provides financial flexibility to pursue acquisition opportunities
- Proposed capital raising to be deployed to fund accretive potential acquisitions

| Results and Guidance Summary | |
|---------------------------------|-----------------------------------|
| 2H FY14 underlying profit | \$8.8m or 3.6 cents per security |
| CY14 underlying profit guidance | \$19.1m or 7.8 cents per security |
| FY15 underlying profit guidance | \$20.7m or 8.5 cents per security |

APPENDICES

Appendix A: 30 June 2014 Results

Appendix B: Overview of National Storage REIT

Appendix C: Foreign Jurisdictions

Appendix D: Key Investment Risks

For personal use only

APPENDIX A: 30 JUNE 2014 RESULTS

SUMMARY INCOME STATEMENT

RECONCILIATION OF FY14 A-IFRS PROFIT TO 2H FY14 UNDERLYING PROFIT



| \$ million | FY14 | 1H FY14 | 2H FY14 |
|--|---------------|---------------|------------------|
| Total Revenue | 45.8 | 21.5 | 24.3 |
| Salaries and employee benefits | (6.8) | (2.6) | (4.3) |
| Property rates and taxes | (2.8) | (1.3) | (1.5) |
| Cost of packaging and other products sold | (0.5) | (0.3) | (0.2) |
| Depreciation and amortisation | (0.3) | (0.1) | (0.2) |
| Finance costs | (9.9) | (6.3) | (3.6) |
| Other operating expenses | (12.3) | (8.4) | (3.9) |
| Total expenses | (32.7) | (19.0) | (13.7) |
| Gross operating profit | 13.1 | 2.6 | 10.6 |
| Fair value adjustments | (4.4) | (1.4) | (3.0) |
| Other non-operational expenses | (0.2) | 0.0 | (0.2) |
| Loss on disposal of non-current assets | (0.1) | 0.0 | (0.1) |
| Profit/(loss) before income tax | 8.4 | 1.2 | 7.2 |
| Income tax (expense) benefit | 7.2 | 6.7 | 0.4 |
| Profit/(loss) after income tax | 15.6 | 7.9 | 7.7 |
| Profit/(loss) after income tax | | | 7.7 |
| Less tax benefit | | | (0.4) |
| Add fair value adjustments | | | 3.0 |
| Add loss on disposal of non-current assets | | | 0.1 |
| Add other non-operating expenses | | | 0.2 |
| Less diminution of leasehold properties (included in fair value adjustments) | | | (1.8) |
| Underlying Profit | | | 8.8 |
| Underlying EPS (cents) | | | 3.6 cents |

For personal use only

BALANCE SHEET

| \$ million | 30 JUNE 2014 | POST BALANCE DATE SETTLEMENTS | PRO FORMA AT 31 JULY 2014 |
|--|--------------|--|---------------------------------|
| Cash | 8.3 | | 8.3 |
| Investment properties (net of finance lease liability) | 316.4 | 24.1 | 340.5 |
| Investment in joint ventures | 5.1 | | 5.1 |
| Intangibles | 13.9 | | 13.9 |
| Other assets | 8.0 | | 8.0 |
| Total assets | 351.7 | | 375.8 |
| Borrowings | 87.5 | 25.5 | 113.0 |
| Other liabilities | 19.8 | | 19.8 |
| Total liabilities | 107.3 | | 132.8 |
| Net assets | 244.4 | | 243.0 |
| Total securities (m) | 244.9 | | 244.9 |
| NAV (\$) | 1.00 | | 0.99 |
| NTA (\$) | 0.94 | | 0.94 |
| Gearing | 23% | | 29% |

- Pro forma gearing post-placement of 16% represents acquisition capacity of \$100m at the top end of NSR's gearing range of 25%-35%



For personal use only

APPENDIX B: OVERVIEW OF NSR

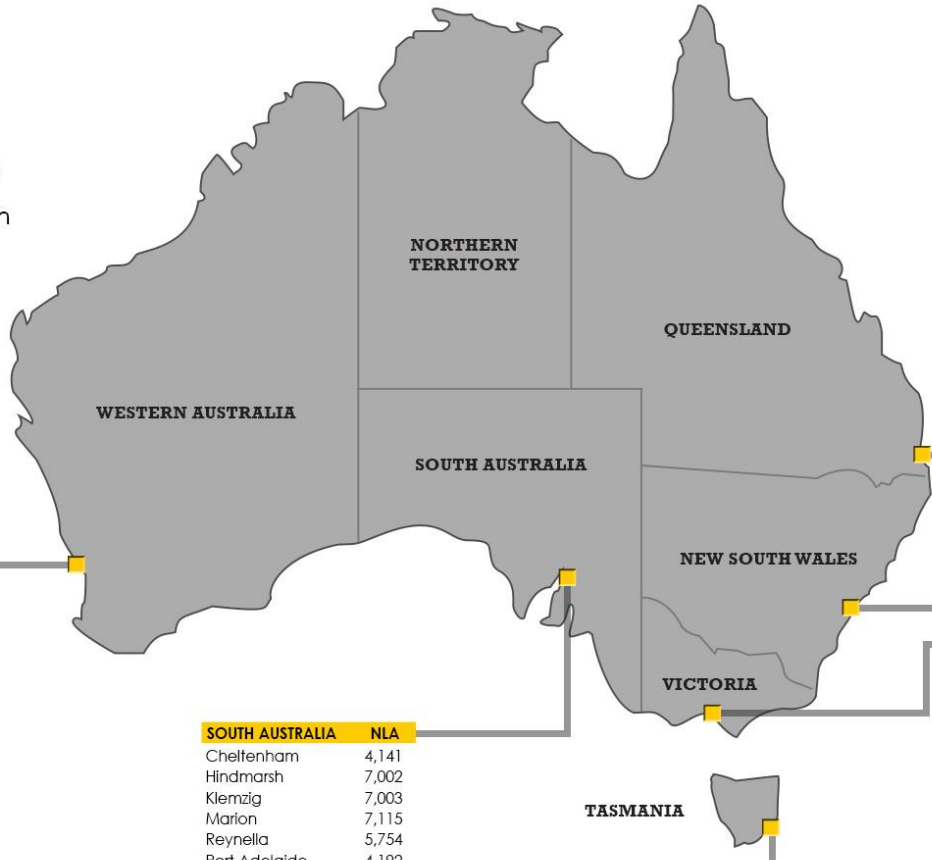
OVERVIEW OF NSR

- Australia's first listed, fully integrated and internally managed self-storage REIT (S&P ASX 300)
- 69 centres across six states of Australia:
 - 33 centres owned by NSPT
 - 10 centres under long term leasehold arrangements
 - 26 centres for Southern Cross (JV with Heitman)
 - 10% interest in Southern Cross
- Product offerings include self-storage, business storage, vehicle storage, wine storage, vehicle hire, packaging and insurance
- 25,000 self-storage customers – 70% residential 30% commercial
- 200 staff across Australia and 36 in the Brisbane head office
- Stable management team that has led and grown the business over the past 14 years
- National Storage management platform:
 - Market leading technology that provides real time information and facilitates NSR's dynamic pricing model
 - Marketing and customer experience plan to broaden customer base, increase brand awareness and drive customer enquiry
 - National contact centre based in head office for visibility and efficiency
 - National property maintenance team for reliable and quality maintenance work
- Strong alignment of management's interests – returns linked to performance of NSR via distribution clawback and escrow arrangements for original National Storage vendors and management

NSR FOOTPRINT

For personal use only

- Freehold Centres
- Leasehold Centres
- Managed Southern Cross Centres



| WESTERN AUSTRALIA | NLA |
|-------------------|--------|
| Canning Vale | 7,425 |
| Cockburn | 4,566 |
| Bayswater | 5,442 |
| Wangara | 5,407 |
| Guildford | 5,871 |
| Perth | 2,989 |
| Rockingham | 4,929 |
| Subiaco | 11,653 |
| Belmont | 5,332 |
| Joondalup | 7,946 |
| Osborne Park | 5,128 |

| SOUTH AUSTRALIA | NLA |
|-----------------|-------|
| Cheltenham | 4,141 |
| Hindmarsh | 7,002 |
| Klemzig | 7,003 |
| Marion | 7,115 |
| Reynella | 5,754 |
| Port Adelaide | 4,192 |

| TASMANIA | NLA |
|------------|-------|
| Montrose | 3,688 |
| Moonah | 3,064 |
| Mornington | 3,639 |

| QUEENSLAND | NLA |
|------------------|--------|
| Aspley | 5,896 |
| Capalaba | 5,109 |
| Coorparoo | 5,259 |
| Kedron | 4,621 |
| Macgregor | 4,545 |
| Springwood | 6,328 |
| Townsville | 16,899 |
| Virginia | 3,910 |
| Brisbane City | 3,002 |
| Indooroopilly | 5,796 |
| Mt Gravatt | 3,948 |
| Fortitude Valley | 7,034 |
| Browns Plains | 7,075 |
| Cannon Hill | 4,517 |
| Coolum | 6,968 |
| Currumbin | 6,285 |
| Kawana | 4,951 |
| Caboolture South | 4,867 |
| Nerang | 6,750 |
| Oxley | 5,716 |
| Hervey Bay | 4,602 |
| Yandina | 2,660 |

| VICTORIA | NLA |
|------------------|-------|
| Box Hill | 6,374 |
| Breakwater | 3,271 |
| Brooklyn | 9,753 |
| Brunswick | 8,503 |
| Croydon | 3,070 |
| Kilsyth | 4,092 |
| Moolap | 5,383 |
| North Melbourne | 4,913 |
| Northcote | 3,394 |
| Port Melbourne | 7,240 |
| Prahran | 4,461 |
| Sunbury | 2,299 |
| Mulgrave | 4,155 |
| Moorabbin | 4,547 |
| Collingwood | 5,050 |
| Hoppers Crossing | 4,669 |
| Tullmarine | 6,322 |

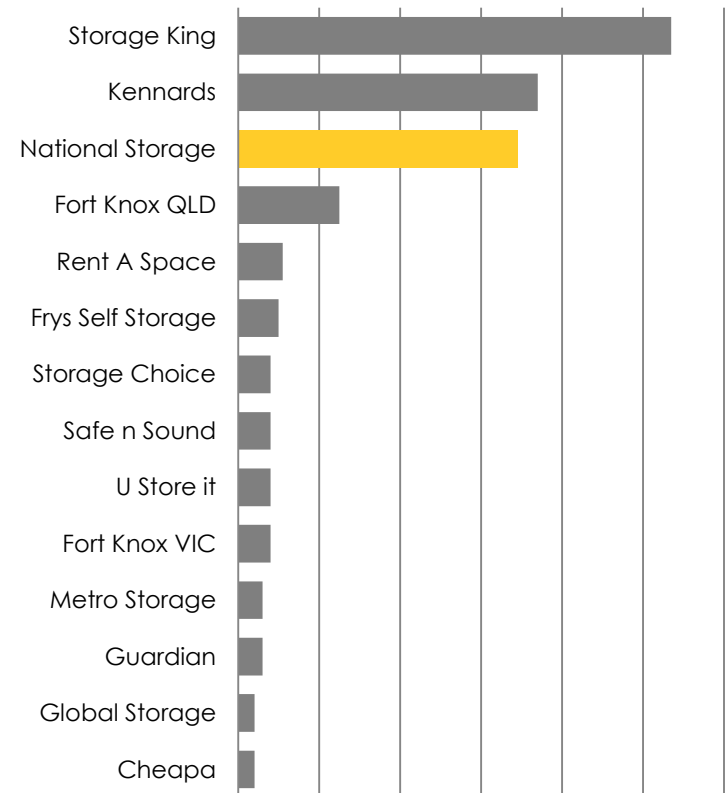
| NEW SOUTH WALES | NLA |
|-----------------|-------------|
| Artarmon | 16,597 |
| Belfield | 4,709 |
| Hornsby | 3,371 |
| Tweed Heads | 3,009 |
| Gladesville | 3,740 |
| Minchinbury | 5,739 |
| Seven Hills | 4,040 |
| St Marys | 5,035 |
| Alexandria | 30.0k cases |
| Chatswood | 20.5k cases |

OVERVIEW OF SELF-STORAGE INDUSTRY

For personal use only

- Highly fragmented industry
- Top three brands only have c25% of market
- Demand drivers include change of life events, building/renovating/moving, urban densification, aging population and online retailing
- Selection drivers include location, convenience, customer service and quality of offer
- Low levels of brand awareness and brand differentiation across the industry
- Supply is constrained by availability of suitable locations, land values and higher/better use

SELF-STORAGE FACILITIES (by brand, not ownership)



TYPICAL SELF STORAGE CENTRE

For personal use only



APPENDIX C: FOREIGN JURISDICTIONS

FOREIGN JURISDICTIONS

This document does not constitute an offer of new stapled securities ("**New Securities**") of National Storage REIT ("**NSR**") in any jurisdiction in which it would be unlawful. New Securities may not be offered or sold in any country outside Australia except to the extent permitted below.

Hong Kong

WARNING: This document has not been, and will not be, authorized by the Securities and Futures Commission in Hong Kong pursuant to the Securities and Futures Ordinance (Cap. 571) of the Laws of Hong Kong (the "**SFO**"). No action has been taken in Hong Kong to authorize this document or to permit the distribution of this document or any documents issued in connection with it. Accordingly, the New Securities have not been and will not be offered or sold in Hong Kong other than to "professional investors" (as defined in the SFO).

No advertisement, invitation or document relating to the New Securities has been or will be issued, or has been or will be in the possession of any person for the purpose of issue, in Hong Kong or elsewhere that is directed at, or the contents of which are likely to be accessed or read by, the public of Hong Kong (except if permitted to do so under the securities laws of Hong Kong) other than with respect to the New Securities which are or are intended to be disposed of only to persons outside Hong Kong or only to professional investors as defined in the SFO and any rules made under that ordinance.

The contents of this document have not been reviewed by any Hong Kong regulatory authority. You are advised to exercise caution in relation to the offer. If you are in doubt about any contents of this document, you should obtain independent professional advice.

New Zealand

This document has not been registered, filed with or approved by any New Zealand regulatory authority under or in accordance with the Securities Act 1978 (New Zealand). The New Securities are not being offered or sold in New Zealand, or allotted with a view to being offered for sale in New Zealand, and no person in New Zealand may accept a placement of New Securities other than to:

persons whose principal business is the investment of money or who, in the course of and for the purposes of their business, habitually invest money; or persons who are each required to (i) pay a minimum subscription price of at least NZ\$500,000 for the securities before allotment or (ii) have previously paid a minimum subscription price of at least NZ\$500,000 for securities of NSR ("initial securities") in a single transaction before the allotment of such initial securities and such allotment was not more than 18 months prior to the date of this document.

Singapore

This document has not been registered as a prospectus with the Monetary Authority of Singapore ("**MAS**") and, accordingly, statutory liability under the Securities and Futures Act, Chapter 289 (the "**SFA**") in relation to the content of prospectuses does not apply, and you should consider carefully whether the investment is suitable for you. The issuer is not authorised or recognised by the MAS and the New Securities are not allowed to be offered to the retail public. This document and any other document or material in connection with the offer or sale, or invitation for subscription or purchase of the New Securities may not be circulated or distributed, nor may the New Securities be offered or sold, or be made the subject of an invitation for subscription or purchase, whether directly or indirectly, to persons in Singapore except to "institutional investors" (as defined in the SFA), or otherwise pursuant to, and in accordance with the conditions of, any other applicable provisions of the SFA.

This document has been given to you on the basis that you are an "institutional investor" (as defined under the SFA). In the event that you are not an institutional investor, please return this document immediately. You may not forward or circulate this document to any other person in Singapore.

Any offer is not made to you with a view to the New Securities being subsequently offered for sale to any other party. You are advised to acquaint yourself with the SFA provisions relating to resale restrictions in Singapore and comply accordingly.

United States

This document does not constitute an offer to sell, or a solicitation of an offer to buy, securities in the United States. Any securities described in this document have not been, and will not be, registered under the US Securities Act of 1933 and may not be offered or sold in the United States except in transactions exempt from, or not subject to, the registration requirements of the US Securities Act and applicable US state securities laws.

APPENDIX D: KEY INVESTMENT RISKS

KEY INVESTMENT RISKS

Investors should carefully consider the risk factors described below. If you require further information regarding the appropriateness or potential risks of this investment, you should seek appropriate financial advice.

All investments involve risk and there are many factors that can impact on the performance of an investment. This summary details some of the major risks that you should be aware of when investing in NSR. Investors should be aware that the list of risks described below may not cover all possibilities and should also consider risks specific to their situation.

Investors should also note that the Prospectus and Product Disclosure Statement issued by NSR in December 2013 contains additional detail and risks which are relevant to an investment in NSR.

1 Key risks relating to NSR

1.1 General commercial property risks

Risks commonly associated with commercial property investment apply equally to an investment in NSR, including levels of occupancy, capital expenditure requirements, development and refurbishment risk, environmental or compliance issues, changes to government and planning regulations, including zoning and damage caused by flood or other extreme weather (to the extent that it is not or could not be insured against).

1.2 Monthly storage agreements

Storage units are typically rented on a month to month basis. There is no guarantee that existing storage customers will not default under, or will renew, their storage agreements. Where an existing customer does not renew their storage agreement for whatever reason, there is no guarantee that other storage customers will be found.

1.3 Competition

The entry of new competing self-storage centres or discounting by existing competing self-storage centres may adversely affect the occupancy level and rental rates of the self-storage centres operated or managed by NSR.

1.4 Valuations

Valuations ascribed to NSR's assets will be influenced by a number of ongoing factors including supply and demand for self-storage centres and general property market conditions.

1.5 Property liquidity

NSR may be required to dispose of some of its property assets in response to adverse business conditions. Given the relatively illiquid nature of property investments, NSR may not be able to achieve the disposal of the property assets in a timely manner or at an optimal sale price. This may affect NSR's net asset value or trading price per NSR security.

1.6 Exposure to Southern Cross

The management agreement in place with Southern Cross may be terminated in certain circumstances. If terminated, NSR will not receive distributions that are payable in accordance with the investment agreement and the management fee income. Southern Cross has a first right to acquire additional self-storage centres subject to certain conditions. This may adversely affect NSR's ability to acquire additional self-storage centres in certain circumstances.

1.7 Leasehold interests

NSR operates a number of self-storage centres from properties owned by third parties under lease arrangements. There is no guarantee that those leases will be able to be renewed or able to be renewed on suitable terms (including in relation to rent payable). The leases may also be subject to certain termination rights which, if triggered, may result in the lessor terminating the lease. This may adversely affect NSR's ability to continue to operate the self-storage centres at those locations, and the fair value attributed to them.

1.8 Insurance risk

There is no certainty that appropriate insurance will be available for all risks on acceptable commercial terms or that the cost of insurance premiums will not continue to rise. Some risks are not able to be insured at acceptable premiums. If any of NSR's assets are damaged or destroyed by an event for which NSR does not have cover, NSR could incur a capital loss and lost income which could reduce returns for securityholders. Any failure by the company or companies providing insurance (or any reinsurance) may adversely affect NSR's right of recovery under its insurance.

1.9 Future acquisitions and expansion

NSR may consider opportunities to make further acquisitions of self-storage assets. NSR may also develop and expand the lettable area at a number of NSR's centres. The rate at which NSR is able to expand will reflect market forces and the availability of capital at the time. Forecast distributions may be affected by such actions. The risks faced by NSR in relation to any future development projects will depend on the terms of the transaction at the time.

1.10 Banking obligation risk

NSR is subject to a number of undertakings and financial covenants under its existing debt facility, including in relation to gearing levels and interest cover ratios. An event of default can occur under its existing debt facility if NSR fails to maintain these financial covenants. This may be caused by unfavourable movements in interest rates (to the extent rates are not hedged) or deterioration in the income or the value of NSR's properties and/or businesses. To the extent that an event of default occurs, the lender may require immediate repayment of the debt facility. NSR may need to dispose of assets at less than valuation, raise additional equity or reduce or suspend distributions in order to repay the debt facility, if this occurs.

KEY INVESTMENT RISKS (CONT'D)

1.11 Funding

NSR's ability to raise funds from either debt or equity sources in the future depends on a number of factors, including the state of debt and equity markets, the general economic and political climate and the performance, reputation and financial strength of NSR. There is a risk that NSR may not be able to refinance its debt and/or interest rate hedges before expiry or may not be able to refinance them on substantially the same terms as the existing facility or hedge instruments. If alternative financing is not available, NSR may need to realise assets at less than valuation and this may result in financial loss to NSR.

Possible increases in the interest rate, the cost of interest rate hedges and the level of financial covenants required by lenders may adversely impact on the operational and financial results of NSR and the level of distributions available to securityholders.

1.12 Environmental issues

Unforeseen environmental issues may affect the properties in the property portfolio owned by NSR. These liabilities may be imposed irrespective of whether or not NSR is responsible for the circumstances to which they relate. NSR may also be required to remediate sites affected by environmental liabilities. The cost of remediation of sites could be substantial. If NSR is not able to remediate the site properly, this may adversely affect its ability to sell the relevant property or to use it as collateral for future borrowings. Material expenditure may also be required to comply with new or more stringent environmental laws or regulations introduced in the future, for example in relation to climate change.

1.13 Forecast distributions

No assurances can be provided in relation to the payment of future distributions. Future determination as to the payment of distributions by NSR will be at the discretion of NSR and will depend upon the availability of profits, the operating results and financial condition of NSR, future capital requirements, covenants in relevant debt facilities, general business and financial conditions and other factors considered relevant by NSR.

2 General market and regulatory risks

2.1 Economic and market conditions

NSR may be adversely impacted by many factors including fluctuations in general economic conditions including interest rates, inflation, consumer confidence levels which may adversely affect the demand for storage space and general market levels. A number of factors affect the performance of the stock markets, which could affect the price at which NSR's securities trade on the ASX. Among other things, movements of international and domestic stock markets, interest rates,

exchange rates, inflation and inflationary expectations and overall economic conditions, economic cycles, investor sentiment, political events and levels of economic growth, both domestically and internationally as well as government taxation and other policy changes or changes in law may affect the demand for, and price of, NSR's securities.

2.2 Interest rates

Unfavourable movements in interest rates relating to NSR's debt facility could lead to increased interest expense, to the extent that interest rates are not hedged. This could impact the level of distributions available to securityholders.

2.3 Derivatives

NSR uses derivative instruments to hedge its exposure to interest rates. The mark-to-market valuation of derivative instruments could change quickly and significantly. Such movements may have an adverse effect on the financial performance and financial position of NSR.

2.4 Dilution risk

NSR may issue securities to finance future acquisitions or pay down debt which may, under certain circumstances, dilute the value of securityholders' interests in NSR and the proportional beneficial ownership in the underlying assets of NSR.

2.5 Changes in law

Changes in law, government legislation, regulation and policy in jurisdictions in which NSR operate may adversely affect the value of its portfolio and/or NSR's future earnings and performance as well as the value of NSR's securities quoted on the ASX.

2.6 Taxation risk

Future tax reforms could impact on the distributions from NSR and the value of securities. Investors should note that Australian tax laws are complex and constantly subject to change.

2.7 Accounting standards

The Australian Accounting Standards to which NSR adheres are set by the Australian Accounting Standards Board (AASB) and are consequently outside the control of NSR and the directors of National Storage Holdings Limited and Trust Company (RE Services) Limited. Changes to accounting standards issued by AASB or changes to the commonly held views on the application of those standards could materially and adversely affect the financial performance and position reported in NSR's financial statements.



For personal use only

THANK YOU

INVEST@NATIONALSTORAGE.COM.AU
WWW.NATIONALSTORAGE.COM.AU
1800 683 290