



National Energy Services Reunited Corp.

National Champion of MENA

Barclays CEO Energy-Power Conference September 2024



Sherif Foda – Chairman & Chief Executive Officer



Safe Harbor and Other Disclaimers

Non-Solicitation: This presentation (the "Presentation") is for informational purposes only and does not constitute an offer to sell, a solicitation of an offer to buy, or a recommendation to purchase any equity, debt or other financial instruments of National Energy Services Reunited Corp. and its group companies ("NESR" or "the Company"), or its respective affiliates' securities (as such term is defined under the U.S. Federal securities laws). This Presentation does not purport to contain all of the information that may be required to evaluate a potential investment in the Company, and you should seek your own legal, accounting and other relevant professional advice.

All information herein speaks only as of the date hereof, unless stated otherwise. Neither NESR nor its affiliates undertake any obligation to update or otherwise revise any information contained in this Presentation.

Use of Projections: This Presentation contains certain financial forecasts with respect to the Company. These financial projections have been provided by the Company's management team, and their independent auditors have not audited, reviewed, compiled, or performed any procedures with respect thereto for the purpose of their inclusion in this Presentation, and accordingly, do not express an opinion or provide any other form of assurance with respect thereto for the purpose of this Presentation. These financial projections should not be relied upon as being necessarily indicative of future results. The inclusion of such information is not an admission or representation by them that such information is material. In this Presentation, certain of the above-mentioned financial projections (in each case, with an indication that the information is an estimate and is subject to the qualifications presented herein) have been prepared for purposes of providing comparisons with historical data. The assumptions and estimates underlying the projections are inherently uncertain and are subject to a wide variety of significant business, economic and competitive risks and uncertainties that could cause actual results to differ materially from those contained in the projections. Accordingly, there can be no assurance that the prospective results are indicative of the future performance of NESR or that actual results will not differ materially from those presented. Inclusion of the financial projections in this Presentation should not be regarded as a representation by any person that the results contained in the projections will be achieved. The information contained herein is not a guarantee of future performance.

Forward-Looking Statements: This communication contains forward-looking statements (as such term is defined in Section 27A of the Securities Act of 1933, as amended, and Section 21E of the Securities Exchange Act of 1934, as amended). Any and all statements contained in this communication that are not statements of historical fact, may be deemed forward-looking statements. Terms such as "may," "might," "would," "should," "could," "project," "estimate," "predict," "potential," "strategy," "anticipate," "attempt," "develop," "plan," "help," "believe," "continue," "intend," "expect," "future," and terms of similar import (including the negative of any of these terms) may identify forward-looking statements. However, not all forward-looking statements may contain one or more of these identifying terms. Forward-looking statements in this communication may include, without limitation, the plans and objectives of management for future operations, projections of income or loss, earnings or loss per share, capital expenditures, dividends, capital structure or other financial items, the Company's future financial performance, expansion plans and opportunities, completion and integration of acquisitions, and the assumptions underlying or relating to any such statement.

The forward-looking statements are not meant to predict or guarantee actual results, performance, events or circumstances and may not be realized because they are based upon the Company's current projections, plans, objectives, beliefs, expectations, estimates and assumptions and are subject to a number of risks and uncertainties and other influences, many of which the Company has no control over including the impact of the delayed SEC report filings on our business, the extent of any material weakness or significant deficiencies in our internal control over financial reporting and any action taken by the SEC including potential fines or penalties arising out of the SEC inquiry. Actual results and the timing of certain events and circumstances may differ materially from those described by the forward-looking statements as a result of these risks and uncertainties. Factors that may influence or contribute to the accuracy of the forward-looking statements or cause actual results to differ materially from expected or desired results may include, without limitation: estimates of the Company's future revenue, expenses, capital requirements and the Company's need for financing; the risk of legal complaints and proceedings and government investigations; the Company's financial performance; success in retaining or recruiting, or changes required in, the Company's officers, key employees or directors; current and future government regulations; developments relating to the Company's competitors; changes in applicable laws or regulations; the possibility that the Company may be adversely affected by other economic and market conditions, particularly during extended periods of low oil and gas prices, political disturbances, war, terrorist acts, public health crises and threats, ongoing actions taken by businesses and governments and resulting significant disruption in international economies, international financial and oil markets; international currency fluctuations, business and/or competitive factors; and other risks and uncertainties set forth in the Company's most recent Annual Report on Form 20-F filed with the Securities and Exchange Commission (the "SEC").

You are cautioned not to place undue reliance on forward-looking statements because of the risks and uncertainties related to them and to the risk factors. The Company disclaims any obligation to update the forward-looking statements contained in this communication to reflect any new information or future events or circumstances or otherwise, except as required by law. You should read this communication in conjunction with other documents which the Company may file or furnish from time to time with the SEC.

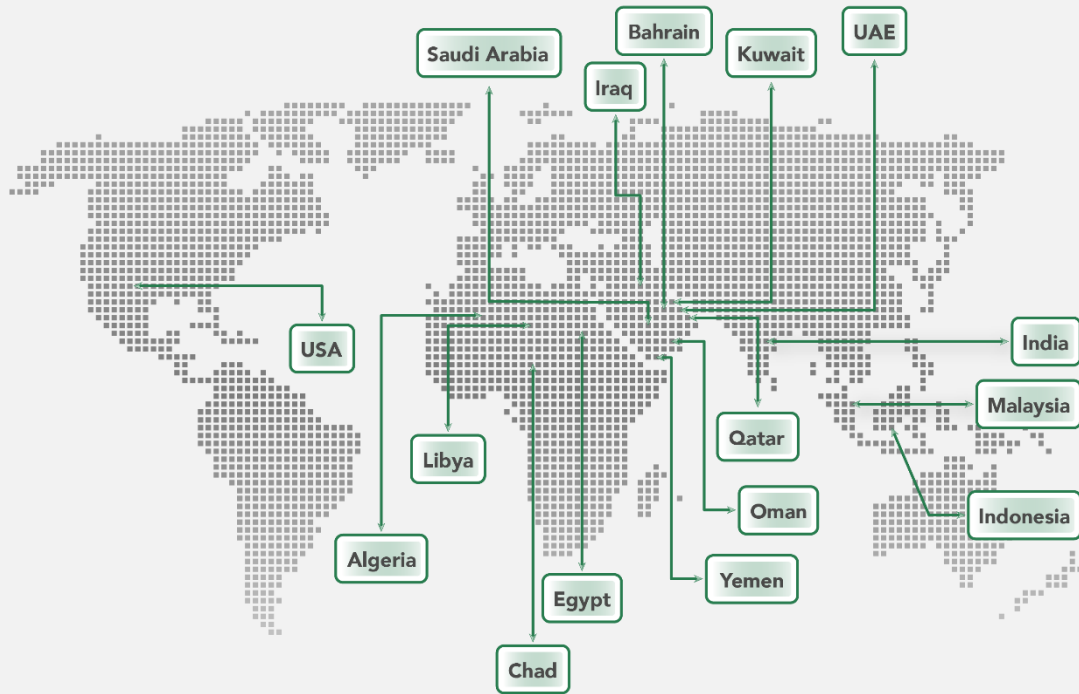
The preliminary financial results for the Company as of and for the three- and six-month periods ended June 30, 2024, included in this press release represent the most current information available to management. The Company's actual results when disclosed in its subsequent Periodic Reports may differ from these preliminary results as a result of the completion of the Company's financial statement closing procedures, final adjustments, completion of the independent registered public accounting firm's review procedures, and other developments that may arise between now and the disclosure of the final results.

Non-GAAP Financial Measures: This Presentation includes certain financial measures not presented in accordance with generally accepted accounting principles ("GAAP") including, but not limited to, EBITDA, adjusted EBITDA, Free Cash Flow and certain ratios and other metrics derived there from. NESR believes that these non-GAAP measures of financial results provide useful information to management and investors regarding certain financial and business trends relating to NESR's financial condition and results of operations. NESR's management uses these non-GAAP measures to compare its performance to that of prior periods for, among other reasons, trend analysis and for budgeting and planning purposes. NESR believes that the use of these non-GAAP measures provides an additional tool for investors to use in evaluating ongoing operating results and trends and in comparing NESR's financial measures with other peer companies, many of which present similar non-GAAP measures to investors. Management of NESR does not consider these non-GAAP measures in isolation or as an alternative to financial measures determined in accordance with GAAP. The principal limitation of these non-GAAP measures is that they exclude significant expenses that are required by GAAP to be recorded in the Company's financial statements. In addition, these measures are subject to inherent limitations as they reflect the exercise of judgment by management about which expenses and income are excluded or included in determining these non-GAAP measures. You should not place undue reliance on these non-GAAP measures. We urge you to review NESR's financial statements, which are included in NESR's SEC Filings. Certain non-GAAP financial information included in this investor presentation is preliminary, unaudited and subject to revision upon completion of the Company's closing and audit processes. As such, potential investors are cautioned not to rely on such information, as audited results may differ materially from the information provided herein.



Company Snapshot





- Diversified Energy Services Focused in Middle East/North Africa (MENA) Region
- Reporting Segments: Drillings & Evaluation (D&E) | Production Services (PS)
- Unique, decentralized structure with multiple HQ (Houston, Saudi Arabia, Oman, UAE) and regional offices to support across MENA
- Operations Bases: 15 Countries
- 6,000+ Employees
- 20 Product Lines
- Clients Portfolio: 30+ Customers (Major IOCs | NOCs | Independents)
- Major Operations: KSA | Oman | Kuwait | UAE | Iraq | Algeria | Egypt

Largest, Multi-Country MENA Pure Play for Diversified Energy Services






Production Services

Construct

-  **Cementing**
Advanced Solutions for Zonal Isolation
-  **Filtration**
High Performance Separation Solutions for Drilling & Workover
-  **Completions**
Intelligent Solutions for Maximizing Recovery

Intervene

-  **Coiled Tubing**
Integrated Solutions for Complex Well Interventions
-  **Stimulation, Pumping & Nitrogen**
Enhanced Well Production & Reservoir Recovery
-  **Hydraulic Fracturing**
Engineering solutions to increase productivity and enhance EOR

Produce & Protect




-  **Artificial Lift**
Optimized Performance, Reduced Downtime
-  **Production Assurance**
Effective Chemical Solutions
-  **Pipeline & Industrial Services**
Reliable Services to Mid/Downstream

Drilling & Evaluation Services




Drill

-  **Directional Drilling**
Next-Generation Drilling Technologies
-  **Pressure Control**
Safety Assurance for Wellheads, Flow & Pump
-  **Rigs & Integrated Services**
Modern Integrated Rig Solutions
-  **Drilling Fluids**
Tailored Drilling Fluid & Waste Management

Reach

-  **Thru-Tubing Intervention**
Effective Solutions for Restoring Productivity
-  **Fishing & Downhole Tools**
Innovative Solutions & Expert Machining for Drilling & Workover
-  **Tubular Running Services**
Conventional & Automated Tubular Running Services

Evaluate & Measure

-  **Slickline**
Advanced Services for Accurate Downhole Measurements
-  **Wireline Logging**
Comprehensive Logging Solutions for Optimal Results
-  **Well Testing**
Safe, Reliable & Automated Solutions for all Reservoirs

Our Growing “Anchor Country” Footprint

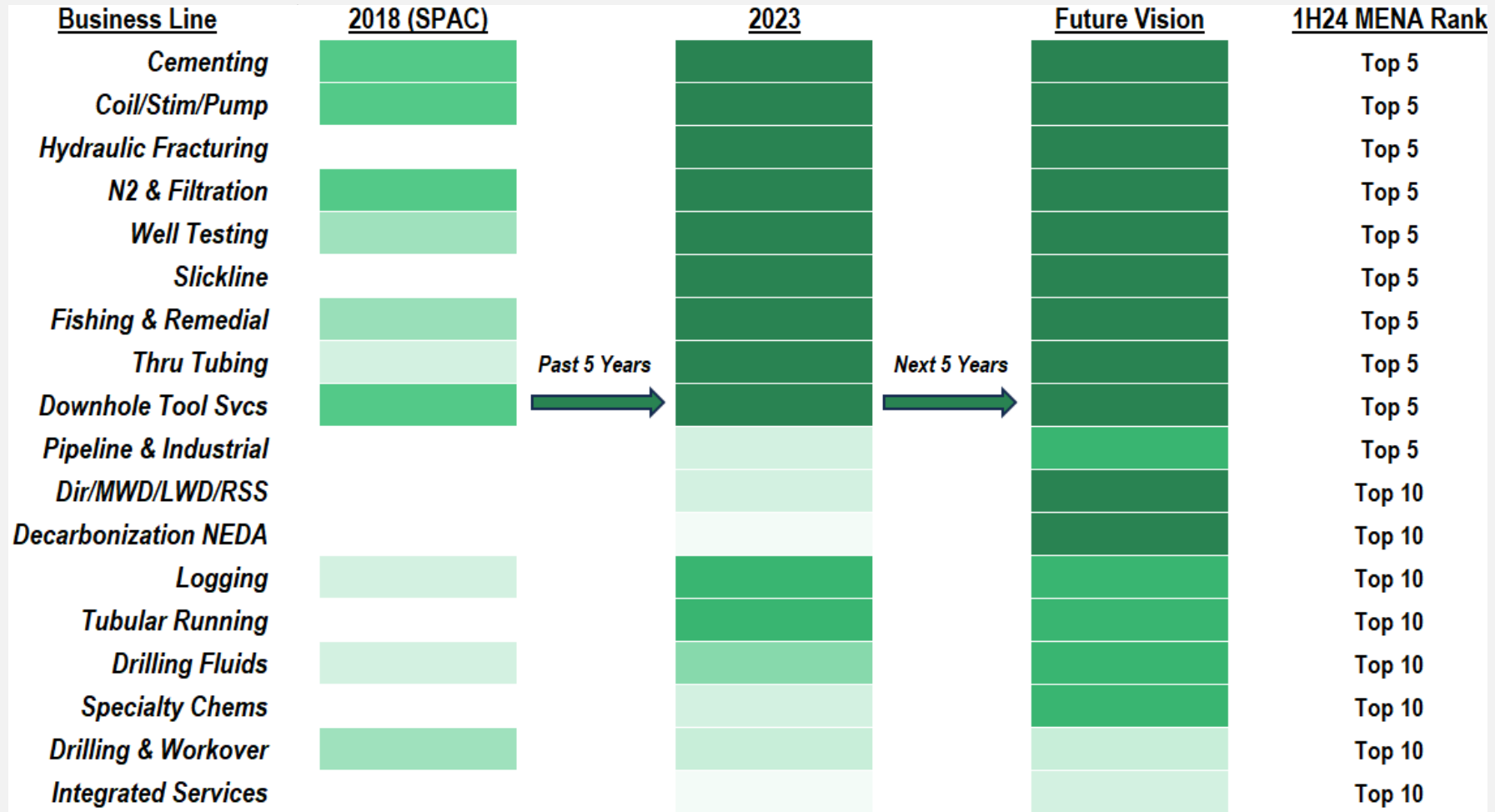
2018 (SPAC)

2024E

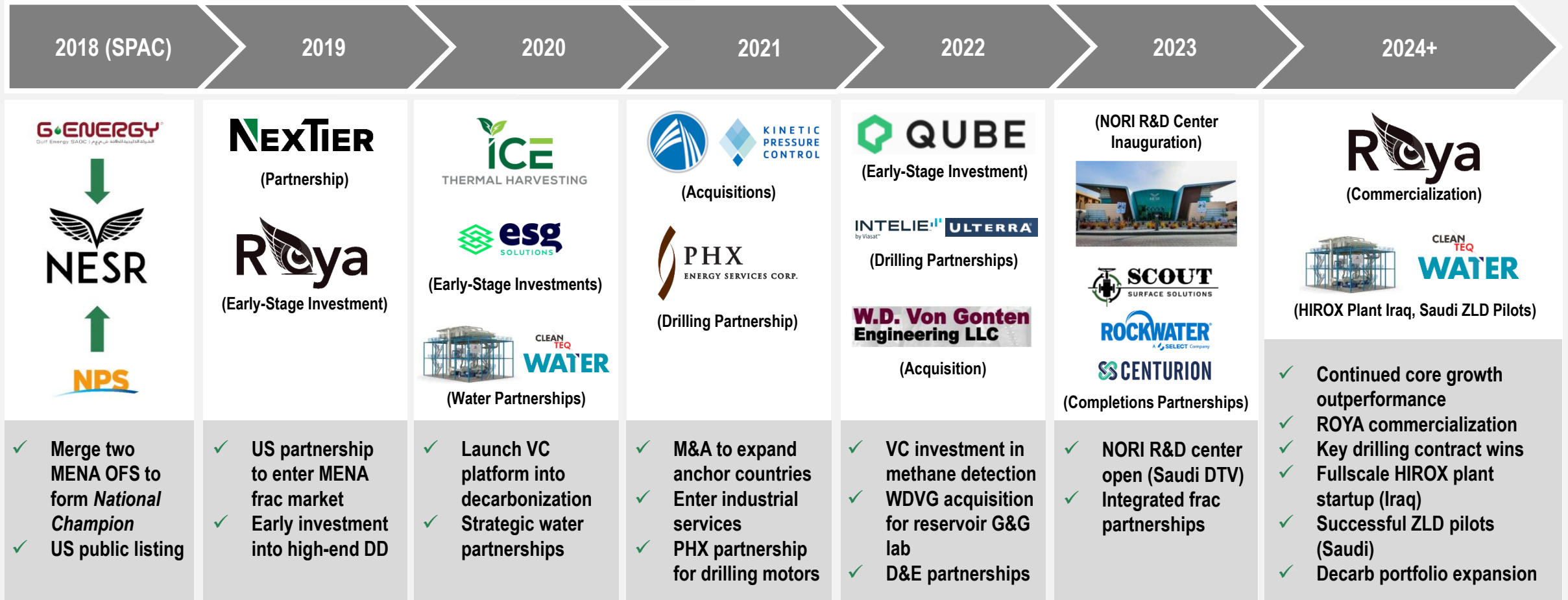


Entry-Level Country  ↔  Anchor Country

Segment “Pull Through” to Establish Leading Share

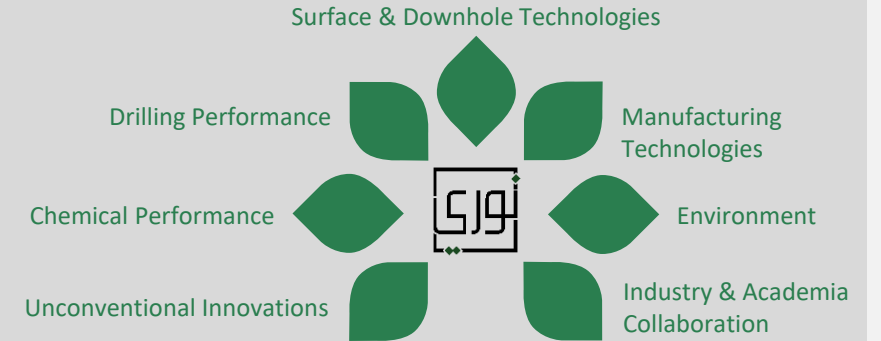


Source: NESR Company Data – Shading based on annualized segment revenue vs. total addressable segment market in MEA (NESR estimates)



Portfolio expansion to enhance core offering & expand to new frontiers...

- **Drilling & Evaluation (D&E)** – W.D. Von Gonten lab domiciled in Saudi Dhahran Techno Valley (DTV), bringing world-class reservoir characterization lab capabilities to NESR locally.
- **Production Services (PS)** – Completion fluids chemistry lab. Specialized facility designed for shaped charges testing.
- **Decarbonization (NEDA)** – Produced water diagnostics & ZLD/mineral recovery lab.



NESR Oilfield Research & Innovation (NORI) Inauguration
 March 2023 – Saudi Arabia
 Dhahran Techno Valley (base for
 WD Von Gonten Reservoir
 Characterization in MENA)





NESR Oilfield Research & Innovation Center

“NESR’s commitment to building a collaborative, open technology platform is a powerful testament to its alignment with Saudi Vision 2030 and IKTVA. Thanks to this milestone, I have no doubt that NESR, in partnership with Saudi Aramco and KFUPM, will be able to scale new heights of technological innovation.” – Nasir K. Al-Naimi, Aramco EVP of Upstream (NORI inauguration, February 2023)



W.D. Von Gonten Lab – Unconventional & Conventional Reservoir Development & KFUPM Partnership



Innovative Chemistry to Support Core Segments and NEDA Frontier Opportunities in Water & Methane



Operational Intelligence (OI) Lab Leveraging Partner INTELIE LIVE Powered by AI



Investment Thesis



Consensus Supports Multi-Year Middle East Upstream Growth Outlook

- Underpinned by **1** Lowest-Cost Resource, **2** Broad-Based Country Growth, and **3** Record-Level Regional Spending & Activity (2024>2014)

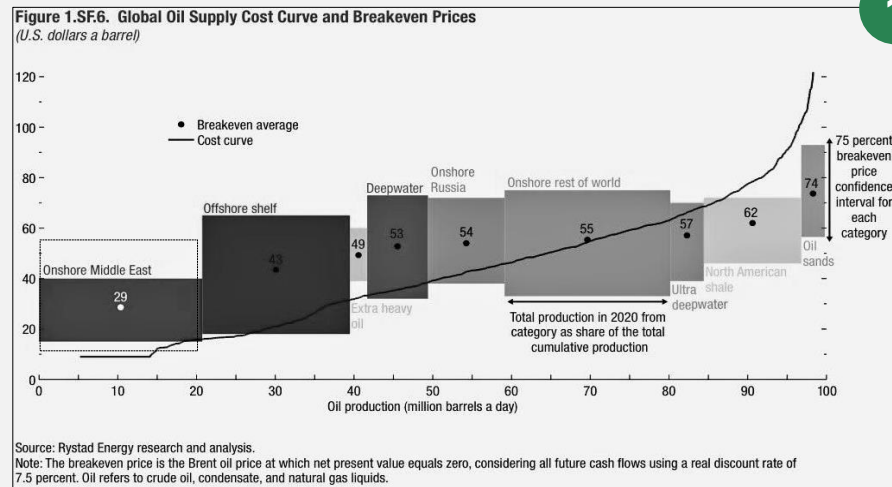
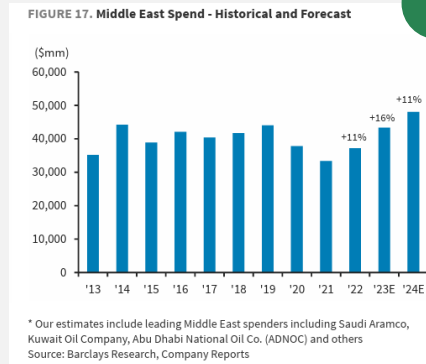


FIGURE 15. Middle East Spend Forecast Detail

(\$mm)	2022A	2023E	2024E	2022-2023 %	2023-2024 %
Saudi Aramco	13,917	17,535	20,165	26%	15%
Abu Dhabi National Oil Co. (ADNOC)	8,008	9,049	9,954	13%	10%
Petroleum Development of Oman (PDO)	4,701	5,031	5,131	7%	2%
Kuwait Oil Company	3,705	4,002	4,562	8%	14%
Algeria/Libya/Egypt	2,550	3,000	3,300	18%	10%
Qatar Petroleum Company	2,595	2,906	3,052	12%	5%
Basra Oil Company (Iraq)	1,289	1,392	1,461	8%	5%
MOL Group	414	381	410	(8%)	8%
Middle East E&P Spending:	\$37,179	\$43,295	\$48,035	16%	11%

Note: Saudi Aramco capex is adjusted to remove spending on facilities. Middle East spending excludes NIOC (Iran) given sanctions and limited oilfield services opportunity.
Source: Barclays Research, Company Reports



Country-Specific Upstream Activity Drivers



Saudi Arabia (Growth)

- **Sustaining oil activity** to maintain 12mmbpd MSC
- **Multi-year capex growth** guide until “middle of the decade”
- **Unconventional gas** development to 2Bscfd of sales gas



UAE (Growth)

- **Double-digit** spending growth in 2023 & 2024 (guide)
- **Oil capacity expansion** to 5mmbpd by 2027 (\$150B in '22-'27)



Oman (Stable)

- **Stable activity** supported by diverse NOC & IOC clientele
- **New energy (hydrogen)** and decarbonization commitments



Kuwait (Growth)

- **Strong leadership with ambitious plans** to drill more than 6,000 wells through 2030.
- **Recent offshore discovery** and solid plans for capacity increase.
- **Rig tender ramping** in 2023 & 2024 to meet oil growth aims

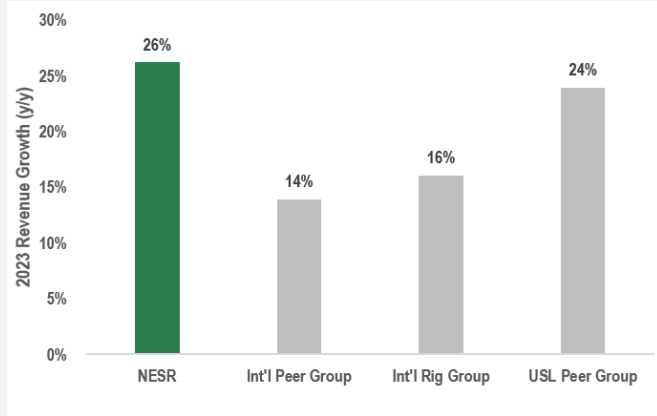


Iraq & North Africa (Stable)

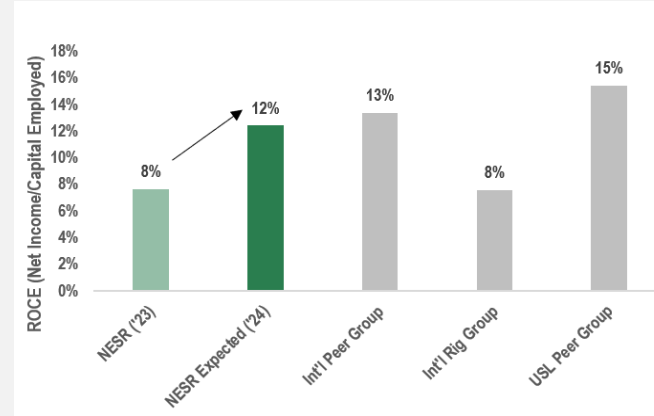
- **Stable activity** despite certain political & fiscal crosswinds
- **Robust gas export ambition** from North Africa to Europe
- **Activity upside** exists in certain locations such as Libya

Recent Growth Outperformance

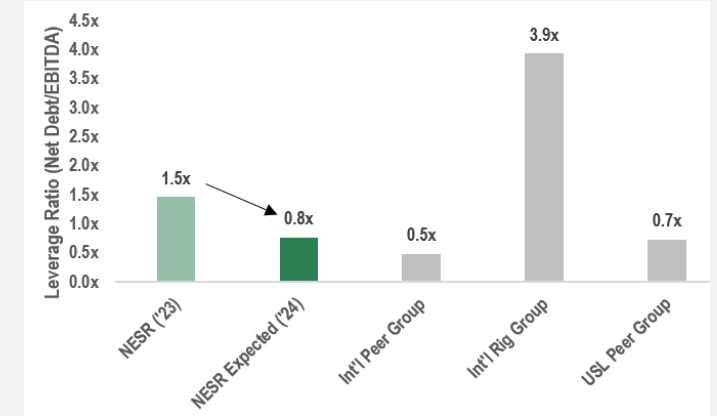
(vs. estimated high-teens % 2023 Middle East activity growth)



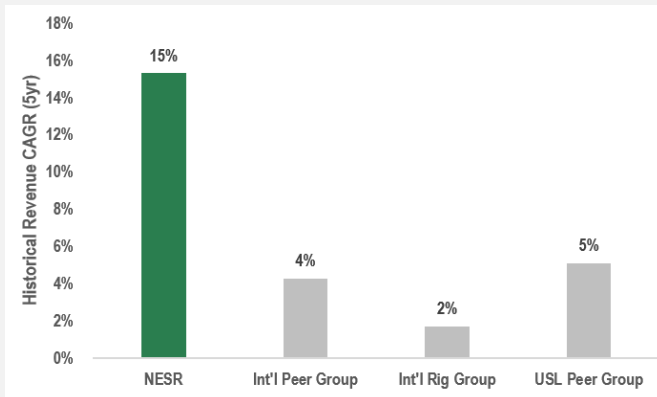
Runway for Accretive Returns (ROCE %)



Aim to Hit Net Leverage Target (1.0x) in 2H24

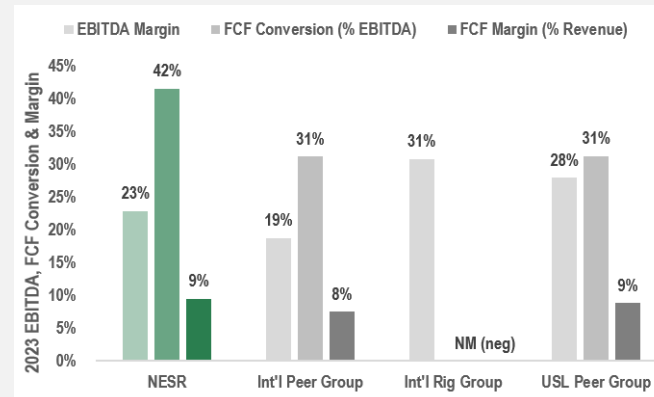


Historical Outperformance (5yr CAGR)



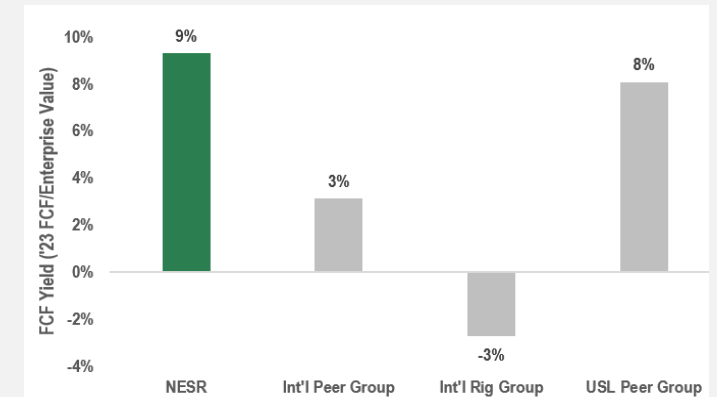
Advantaged Margins & Cash Conversion

(vs. Int'l Peers)



Attractive FCF Yield

(2023 FCF/EV as of market close 3-September-2024)



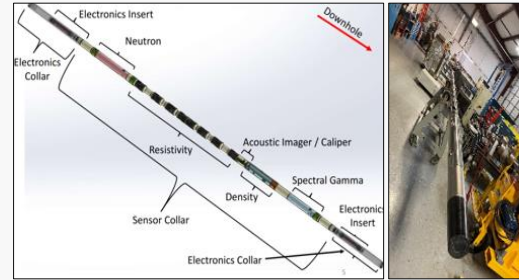


TAM ~\$2.5B/yr

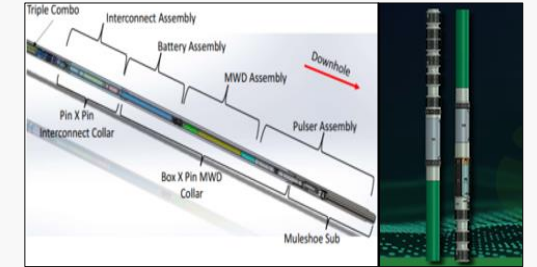
RoyaSteer Pin-point your Steering



RoyaSeek Ultra-Seek your Reservoir



RoyaStream Fast-Stream your Data



Core Growth + Frontier Growth = Outlook Framework

- ✓ Outperform MENA Market Growth
- ✓ Maintain (or Improve) Current Margins
- ✓ 40-50% FCF Conversion Long-Term



NESR Environment & Decarbonization Applications

Future TAM ~\$5+B/yr (2030)

Water




Zero Flare & Emissions



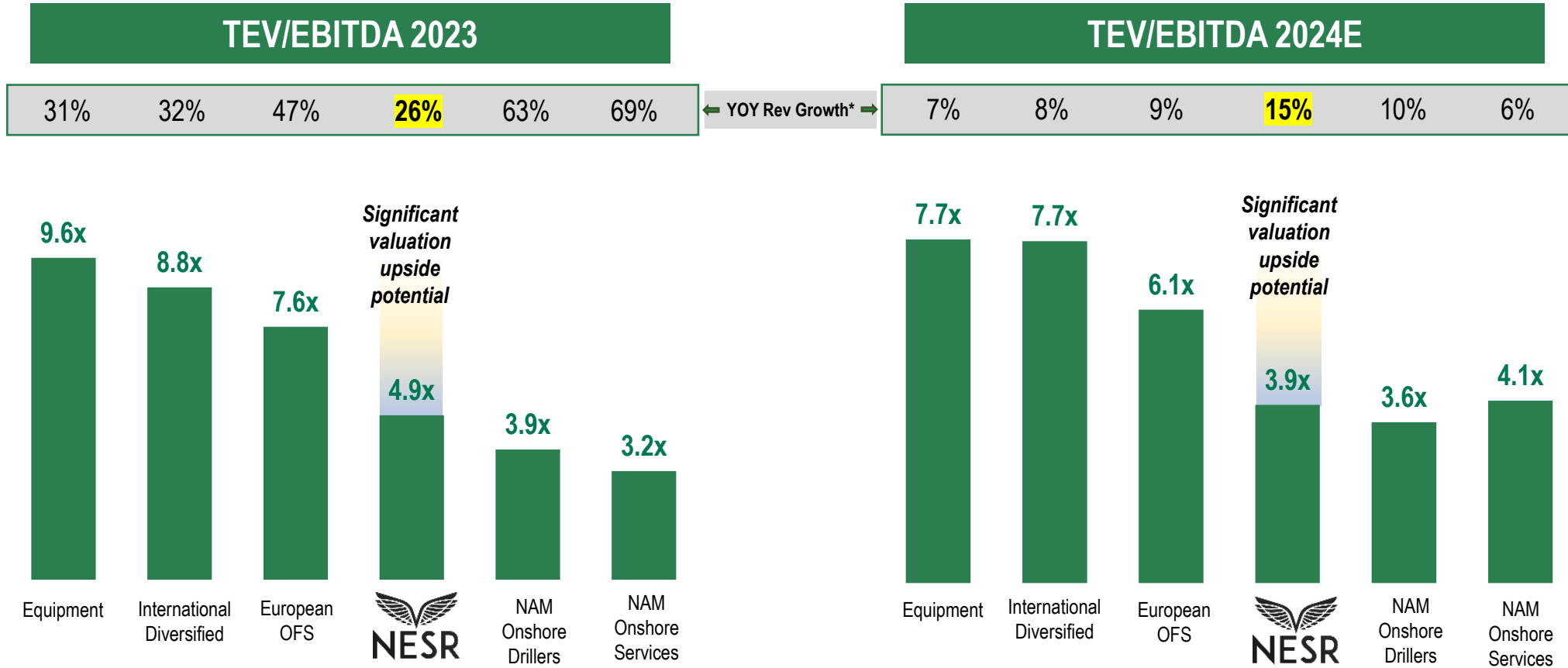
Heat



CCUS/New Energies



Valuation Upside Potential



Source: FactSet – Estimates as of Sep 3, 2024 including NESR internal estimates.



Appendix





Historical Financials & Board of Directors



Historical Financial Summary – Non-GAAP Reconciliation

NESR (\$million)	2022	1Q23	2Q23	1H23	2H23	1Q24	2Q24	1H24	2Q24 vs. 2Q23
Revenue	\$909	\$258	\$280	\$538	\$608	\$297	\$325	\$622	+16%
Net Income (Loss)	(\$36.4)	(\$6.4)	\$1.9	(\$4.4)	\$17.0	\$10.0	\$18.9	\$28.9	+870%
Depreciation & Amortization	125.1	36.3	38.9	75.2	73.8	35.0	35.9	70.8	
Interest	34.1	10.9	11.1	22.0	23.8	10.6	9.4	20.0	
Tax	6.6	3.9	4.4	8.3	9.0	4.6	6.0	10.6	
Charges & Credits	33.4	6.8	4.1	10.9	26.7	4.1	8.5	12.5	
Adjusted EBITDA	\$162.9	\$51.6	\$60.4	\$112.0	\$150.3	\$64.2	\$78.7	\$142.9	+30%
Adjusted EBITDA Margin*	17.9%	20.0%	21.6%	20.8%	24.7%	21.6%	24.2%	23.0%	+260bps

*Unaudited adjusted EBITDA margins

BoD Member	Years	Bio & NESR Board of Directors Responsibilities
 <p>Sherif Foda Chairman of the Board & CEO</p>	30	<p>Chairman & CEO – Sherif Foda has served as the Chairman and Chief Executive Officer of NESR since inception. He founded the company in 2017 as a SPAC to create the first and largest energy services company from the MENA region publicly listed on the Nasdaq Stock Market. He has more than three decades of professional experience in the energy industry working primarily in his earlier career for Schlumberger Limited (NYSE: SLB), around the world, particularly in the Middle East, Europe and the US. He served as Senior Advisor to the Chairman of SLB, an offer and President of the Production Group, the President of Europe and Africa, VP & MD of the Arabian market, President of well intervention worldwide, among other roles. He started his career in 1993 with SLB (Red Sea). He sits on multiple boards and is a board member for Al Fanar Venture philanthropy in London.</p>
 <p>Antonio Mejia Lead Independent Director</p>	45	<p>Lead Independent Director – Antonio J. Campo Mejia has been an independent director of NESR since May 2017, and is the Lead Director of the board. He is also a non-executive director of the Supervisory Board of Fugro N.V., a company providing geosciences services. From 2009 to 2012, Antonio served as CEO of Integra Group, an oilfield services company predominantly in Russia (and simultaneously served on the boards of Basin Supply LP, Basin Tools LP, and Basin Energy Services LP). Prior to 2009, he spent 28 years of his professional career at Schlumberger, in a multitude of senior management positions in different parts of the world. Mr. Campo served as the President of Latin America for Oilfield Services and President of Europe & Africa and was the President of Schlumberger’s Integrated Project Management business responsible for worldwide operations in this service line. He graduated with a Bachelors in Electronic Engineering from Pontificia Universidad Javeriana in 1980 and began his career in SLB wireline.</p>
 <p>Yousef Al Nowais Independent Director</p>	45	<p>Independent Director – Yousef Al Nowais has served as an independent director since November 2019. He also serves as the Chairman & Managing Director of Arab Development (“ARDECO”), a company he founded in his home city of Abu Dhabi, the United Arab Emirates. ARDECO is a large diversified business and a leading player in the O&G and petchem sectors. He also served as the co-Chairman of Al Nowais Investments LLC, a leading investment company in Abu Dhabi with local & int’l holdings. Prior to founding ARDECO, Mr. Al Nowais joined ADNOC after graduating from the University of Arizona in 1979 and held many senior positions including Finance Director and Managing Director of ADNOC’s subsidiary FERTIL. From 2007-2013, Al Nowais served as Managing Director of Al Maabar International, a leading UAE organization investing in real estate.</p>
 <p>Andrew Waite Independent Director</p>	45	<p>Independent Director – Andrew Waite was elected to the NESR board in June 2018. He is also co-President of SCF Partners, Inc, the ultimate general partner of SCF-VIII, and has been an officer at SCF Partners since 1995. He was previously Vice President of Simmons & Company Int’l, where he served from 1993 to 1995. From 1984 to 1991, Mr. Waite held several engineering and project management positions with Royal Dutch/Shell Group. He has served on the board of Nine Energy Service, Inc (NYSE: NINE) since 2013, and on the board of Forum Energy Technologies, Inc (NYSE: FET) since 2010. Mr. Waite received an MBA with High Distinction from Harvard Business School, and an MS degree in Environmental Engineering Science from California Institute of Technology.</p>
 <p>Anthony Chase Independent Director</p>	35	<p>Independent Director – Anthony (Tony) Chase is Chairman and CEO of ChaseSource, LP, a staffing, facilities management, and real estate development firm. Mr. Chase started and sold three ventures (Chase Radio Partners, Cricket Wireless and ChaseCom) and now own and operates his fourth, ChaseSource. Mr. Chase is also a principal owner of the Houston Airport Marriott at George Bush Intercontinental Airport and the Principal Auto Toyota dealership in greater Memphis, TN. Mr. Chase serves on several non-profit boards in Houston. Mr. Chase serves on the boards of LyondellBasell Industries N.V. (NYSE: LYB), Nabors Industries Ltd. (NYSE: NBR) and Par-Pacific Holdings, Inc. (NYSE: PARR). He is a Professor of Law Emeritus at the University of Houston Law Center.</p>



Thank you

