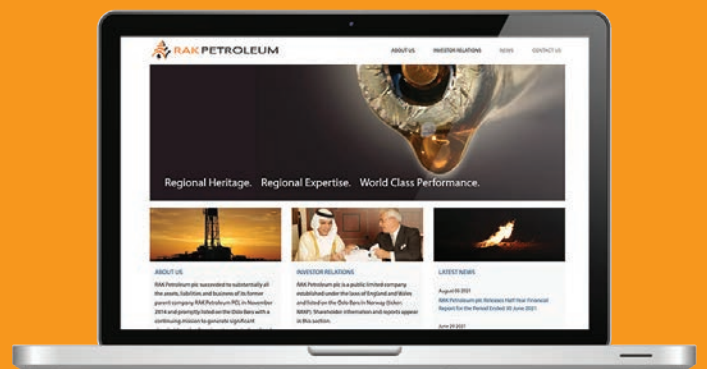


Annual Report and Accounts RAK Petroleum plc

31 December 2021





For further information on RAK Petroleum plc
please visit our website at www.rakpetroleum.uk

Contents

Chairman's Letter	2
I. Strategic Report	4
II. Report of the Directors	17
III. Audit Committee Report	33
IV. Directors' Remuneration Report	36
V. Directors' Remuneration Policy	42
VI. Statement of Directors' Responsibilities	51
VII. Consolidated and Parent Company Financial Statements	52
- Independent Auditors' Report	52
- Consolidated Statement of Comprehensive Income	61
- Consolidated Statement of Financial Position	62
- Consolidated Statement of Cash Flows	63
- Consolidated Statement of Changes in Equity	64
- Parent Company Statement of Financial Position	65
- Parent Company Statement of Cash Flows	66
- Parent Company Statement of Changes in Equity	66
- Notes to the Consolidated and Parent Company Financial Statements	67

Chairman's Letter

Dear Shareholders:

On behalf of the Board of Directors of RAK Petroleum plc ("RAK Petroleum" or the "Company"), I am pleased to present the Annual Report of the Company's business activities together with the Consolidated and Parent Company Financial Statements for the year ended 31 December 2021 and the Auditors' report thereon.

The Company currently holds interests in two oil and gas companies (the "Investment Entities"): DNO ASA ("DNO") and Foxtrot International LDC ("Foxtrot International"). At 31 December 2021, the Company indirectly owned 44.94 percent of the total outstanding shares of DNO and indirectly owned 33.33 percent of Foxtrot International.

DNO

On the fiftieth anniversary of its founding, DNO reported record revenues exceeding USD 1 billion in 2021, up 63 percent from a year earlier on the back of higher oil and gas prices and solid production performance. Annual operating profit climbed to USD 321 million, compared to an operating loss of USD 315 million in 2020. Strong 2021 free cash flow of USD 362 million drove a 68 percent reduction in net debt to USD 153 million at year-end.

Notwithstanding reduced drilling activity due to the Covid-19 pandemic and related budget cuts, DNO managed to maintain gross operated production of 108,700 barrels of oil per day ("bopd") at its flagship Tawke licence in the Kurdistan region of Iraq ("Kurdistan"), representing 81,500 bopd net to DNO. North Sea net production averaged 12,900 barrels of oil equivalent per day ("boepd"), bringing DNO's total 2021 net production to 94,500 boepd.

Starting in the third quarter of 2021, DNO ramped up its drilling activity on the Tawke licence, aiming to keep licence production essentially unchanged in 2022. Also contributing to enhanced oil recovery within the licence is the USD 110

million Peshkabir-Tawke gas project commissioned in mid-2020. During 2021, a total of 7.6 billion cubic feet of otherwise flared gas, equivalent to 461,500 tonnes of CO₂, was captured at the Peshkabir field and injected into the Tawke field for pressure support.

In late December 2021, the DNO-operated Baeshiqa licence development was approved by the Kurdistan Regional Government ("KRG"). The project represents DNO's first new field development in Kurdistan since the start-up of Peshkabir in 2017, and as with Peshkabir, DNO is fast-tracking production, targeting organic growth in Kurdistan overall.

In the North Sea, DNO is positioned to grow as new production comes on stream. Currently, DNO is involved in the ongoing Fenja field development as well as holding a stake in four PDOs (plan for development and operation) projects targeting 2022 sanction, including DNO-operated Brasse. North Sea exploration continues to be prioritised following two discoveries in 2021 which are expected to be commercial. Seven North Sea exploration wells are planned for 2022, all in proven basins and close to existing infrastructure.

At year-end 2021, DNO held 90 licences across its portfolio. In Kurdistan, DNO continues to produce what are among the lowest cost barrels in the global oil and gas industry while the North Sea offers high quality exploration opportunities. With a record-high operational spend of USD 800 million planned in 2022, DNO remains committed to explore for and produce oil and gas in a commercially attractive but also socially responsible and environmentally sensitive manner.

Following a resumption of DNO's dividend policy, a dividend of USD 9.8 million was received from DNO in late 2021. This fourth dividend receipt brings the total dividends received from DNO since 2018 to almost USD 40 million.

Foxtrot International

Foxtrot International continued to be a critical part of Côte d'Ivoire's total gas production from its offshore CI-27 licence, supplying over 85 percent of the country's gas needs in 2021. Gas sales for the year averaged 183.8 million standard cubic feet per day ("mmscfd") with sales increasing at times to over 200 mmscfd to meet increasing demand from the electricity sector.

Following amendments to their gas sales and purchase agreement and the Production Sharing Contract with the Government of Côte d'Ivoire extending the terms of the agreements for 10 years until August 2034 and increasing the price of gas from the date of signature in February 2020, the CI-27 joint venture partnership has begun spending approximately USD 130 million on new onshore processing facilities and pipelines to supply gas to two new power stations in the country. This work is well underway with the drilling of three new and two side-track wells also in progress at year-end. This additional processing and well capacity is slated to enable an increase in gas supply to over 230 mmscfd, subject to electricity sector demand and well performance.

Our share of net cash flow from Foxtrot International was USD 5.1 million during the year. Since acquisition, the Company has received a cumulative net cash flow of USD 83.2 million from Foxtrot International. Cash flow from Foxtrot International is expected to be positive going forward with any future capital investments funded by operating revenue.

RAK Petroleum

The Company retains a small team of experienced operational, legal, commercial and financial professionals responsible for managing investments, screening new ventures, compliance with regulatory and listing requirements and shareholder relations. In addition, the Company supports DNO and Foxtrot International through board positions and services

agreements. I am privileged to serve as the Chairman of both Investment Entities while Shelley Watson, the Company's Chief Operating Officer and Chief Financial Officer, serves as a member of the DNO Board of Directors, its Audit Committee and its HSSE Committee.

On behalf of the Board of Directors, I gratefully acknowledge executive management's and staff's diligence and commitment to the Company.

Finally, the members of the Board of Directors are grateful to our fellow RAK Petroleum shareholders for your continued support and confidence and invite you to visit our website (www.rakpetroleum.uk) for updates on our activities.

BIJAN MOSSAVAR-RAHMANI

Bijan Mossavar-Rahmani
Executive Chairman of the
Board of Directors

31 March 2022

I. Strategic Report

The Company

RAK Petroleum plc (“RAK Petroleum” or the “Company”) is a public limited company by shares incorporated on 17 June 2013 under the laws of England and Wales and pursuant to the Companies Act 2006 (“UK Companies Act”) with company number 08572925 and registered office at Highdown House, Yeoman Way, Worthing, West Sussex BN99 3HH, United Kingdom. The Company’s Class A Shares have been listed on the Oslo Børs since 7 November 2014.

The Company currently holds interests in two oil and gas companies (the “Investment Entities”): DNO ASA (“DNO”) and Foxtrot International LDC (“Foxtrot International”). At 31 December 2021, the Company indirectly owned 44.94 percent of the total outstanding shares of DNO and indirectly owned 33.33 percent of Foxtrot International.

The Company’s interests in the Investment Entities are held through RAK Petroleum Holdings B.V. (“RAKP BV”), an entity established under the laws of the Netherlands. RAKP BV holds the Company’s 44.94 percent interest in DNO as well as its 100 percent interest in Mondoil Enterprises, LLC (“Mondoil Enterprises”). Mondoil Enterprises owns 50 percent of Mondoil Côte d’Ivoire LLC (“Mondoil Côte d’Ivoire”), which, in turn, owns 66.66 percent of Foxtrot International, resulting in the Company’s indirect 33.33 percent interest in Foxtrot International.

Our Company’s Strategy, Objectives and Business Model

The Company’s fundamental objective is to generate significant total shareholder returns from investments in the oil and gas industry, with a focus on the Middle East, West Africa and North Sea regions.

The Company seeks to pursue this objective by:

- Improving liquidity and realisable value in the Company’s equity shares;
- Continuing to help enhance the operating and financial performance of its Investment Entities in a socially responsible and environmentally sensitive manner;
- Focusing on growth in the Middle East, West Africa and North Sea regions, both through its Investment Entities and by seeking to identify other attractive acquisition opportunities in oil and gas exploration and production when perceived geopolitical and other risks are manageable; and
- Continuing to enhance relationships with governments and other stakeholders in support of its Investment Entities.

The Company can generate significant shareholder returns by growth in the market value of its shares, through dividends or through other distributions to shareholders.

Although influenced by many factors, the market value of the Company’s shares can grow principally through growth in the net asset values (“NAV Growth”) of the Investment Entities or through a lower discount of those net asset values (“NAV Discount”) to the market value of the Company’s shares. One strategy of the Company is to seek to reduce that NAV Discount over time, or even reverse it, so that the Company’s shareholders can realise the underlying market values of the Company’s investments.

The Company’s indirect shareholding in DNO is its largest asset by far and has the greatest impact upon the overall value of the Company. DNO paid dividends to its shareholders in September 2018, March 2019 and November 2019. DNO then suspended its dividend programme in 2020 as part of its cost reduction programme in response to the

Covid-19 pandemic and oil price collapse in March 2020. DNO resumed its dividend programme in 2021 with payments of dividends in December 2021 and March 2022. There is no assurance that dividends will continue, and if they did, that these would be paid on a regular basis.

Distributions from Foxtrot International have provided the Company with regular cash flow for several years and these distributions may not only provide for all the Company's working capital needs, but may also be available for future investments, share buybacks or for dividends or other cash distributions to the Company's shareholders.

Dividends or other cash distributions can be made available either through dividends to the Company from the Investment Entities or through an extraordinary transaction involving the Company and/or the Investment Entities.

Development and Performance of the Business During the Year and its Position at Year-End

The Company's and the Group's key performance indicators are the financial performance indicators of its Investment Entities.

Until year-end 2017, the Group had accounted for its interest in DNO using the equity method of accounting and reported its results in prior years on that basis. Upon re-examination of the factors that influence that decision following discussion with a Review Group of the United Kingdom's ("UK") Financial Reporting Council ("FRC") during 2017, the Group determined to account for DNO on a consolidated basis for the year ended 31 December 2017 and has continued to do so for the years ended 31 December 2018 through to 31 December 2021. Further detail regarding this judgement can be found in the Notes to the Consolidated and Parent Company Financial Statements. The share of profit attributable to the Company's shareholders is not materially

affected by this change in accounting treatment; however, the presentation and statement of financial position of the Group is affected. Throughout this Annual Report, references to the Group include DNO on a gross consolidated basis.

The Company and its wholly-owned subsidiaries have no direct production or expenditure in oil and gas assets. Rather, production and expenditure in oil and gas assets are carried out through the Investment Entities, DNO and Foxtrot International, which are discussed separately below. Due to the nuances of the financial reporting rules which require DNO but not Foxtrot International to be included in the Group's non-financial performance figures, it is more meaningful to discuss the business for the year ended 31 December 2021 of the Company and each Investment Entity separately.

As a consequence of the results of its Investment Entities, the Group recorded a consolidated net comprehensive income attributable to equity holders of the Company of USD 99.8 million for the year 2021 (net comprehensive loss of USD 131.80 million in 2020). At 31 December 2021, total cash and cash equivalents of the Company stood at USD 4.2 million and including its wholly-owned subsidiaries stood at USD 35.6 million. The Company had no bank debt remaining at year-end 2021 (USD 2.1 million at 31 December 2020).

At 31 December 2021, the Company's stake in DNO had a market value of USD 519.7 million based on DNO's quoted share price and year-end exchange rate and represented approximately 85 percent of the net asset value of the Company, using DNO's quoted share price and the book value of Mondoil Enterprises.

Net equity of the Group attributable to equity holders of the Company at 31 December 2021 stood at USD 797.1 million compared with USD 697.3 million at 31 December 2020.

DNO

DNO is a Norwegian exploration and production company listed on the Oslo Børs (Oslo Stock Exchange) and focused on the Middle East and North Sea regions. It has interests in oil and gas licences in various stages of exploration, development and production, both onshore and offshore. DNO's growth comes through smart exploration, cost effective and fast track development, efficient operating techniques and strategic acquisitions.

Founded in 1971 and listed on the Oslo Børs since 1981, DNO is headquartered in Oslo, with offices in Stavanger, Dubai, Aberdeen and Erbil with a total of 1,327 employees at year-end 2021. The Executive Chairman of the Board of Directors of the Company, Mr. Mossavar-Rahmani, is also the Executive Chairman of the DNO Board of Directors.

At 31 December 2021, DNO held interests in 90 licences in four countries on two continents in the Middle East and North Sea regions and had one of the largest market capitalisations among oil and gas companies listed on the Oslo Børs. DNO's principal producing assets and reserves are in Kurdistan where it holds two licences, in Norway where it holds 73 licences and in the UK where it holds 11 licences. Licences are also held in the Netherlands (two licences), Ireland (one licence) and Yemen (one licence).

Following DNO's re-entry into the North Sea through strategic 2017 and 2019 acquisitions, DNO became a full cycle North Sea player with a significant portfolio of exploration, production and development projects and an experienced North Sea oil and gas team.

DNO continues to develop a pipeline of new business opportunities with a focus on its core Middle East and North Sea regions. It actively pursues growth opportunities in exploration, development and production assets, both organically and through potential

mergers and acquisitions. DNO announced in January 2022, following the reporting period, that it had been awarded participation in 10 additional exploration licences in Norway, of which three are operatorships, under Norway's Awards in Predefined Areas ("APA") 2021 licensing round.

DNO reported gross operated production in 2020 of 108,713 barrels of oil equivalent per day ("boepd"), down from 110,282 boepd in 2020. DNO's net production stood at 94,477 boepd in 2021 down from 100,063 boepd in 2020¹.

With net proven and probable ("2P") reserves totalling 331 million barrels of oil equivalent ("MMboe") across its portfolio, DNO has the asset base to sustain long-term production growth.

During 2021, DNO had an average lifting cost of USD 5.3 per barrel of oil equivalent ("boe") (2020: USD 4.9 per boe).

Middle East

DNO holds three operated licences in the Middle East; two in Kurdistan (Tawke and Baeshiq) and one in Yemen (Block 47).

DNO holds a 75 percent interest in and is operator of the Tawke licence with Genel Energy plc holding the remaining 25 percent. Gross production from the Tawke licence, containing the Tawke and Peshkabir fields, averaged 108,713 barrels of oil per day ("bopd") during 2021 (110,282 bopd in 2020). The Tawke field contributed 46,933 bopd (55,570 bopd in 2020) and the Peshkabir field contributed 61,780 bopd (52,712 bopd in 2020).

Drilling at the Tawke field resumed in the third quarter of 2021 after an 18-month pause. With few new wells, production decline has been partially offset by gas injection and workovers. At year-end four new Tawke field development wells had been spudded, in addition to four Peshkabir wells spudded during the year.

DNO's USD 110 million Peshkabir-Tawke gas project, which was commissioned in mid-2020, captured and injected 7.6 billion cubic feet (461,500 tonnes of CO₂ equivalent) of Peshkabir gas that would otherwise have been flared into the Tawke field in 2021.

Following KRG approval in August 2021 of the acquisition by DNO of ExxonMobil Kurdistan Region of Iraq's ("ExxonMobil") 32 percent interest, DNO is operator of the Baeshiq licence with a 64 percent interest (80 percent paying interest), along with Turkish Energy Company Limited with 16 percent (20 percent paying interest) and the KRG with 20 percent (carried interest).

In parallel, commerciality was declared on the licence and development plans submitted. Shortly before year-end, the first phase development plan for the licence was approved by the KRG, clearing the way for a fast-track project to deliver early production from previously drilled but suspended discovery wells. The Baeshiq development is DNO's first new field development in Kurdistan since the start-up of the Peshkabir field in 2017.

The Baeshiq licence contains two large structures with multiple independent stacked reservoirs, including in the Cretaceous, Jurassic and Triassic formations. The structures at Baeshiq and Zartik have the potential to be part of a single accumulation of hydrocarbons at one or more of the geological formation intervals.

At the Baeshiq structure and following a discovery in 2019, testing and appraisal of the Baeshiq-2 exploration well was concluded in 2020. The well tested hydrocarbons to surface from multiple Jurassic and Triassic zones. DNO has performed additional appraisal studies in 2021.

At the Zartik structure approximately 15 kilometres southeast of the Baeshiq-2 discovery well, DNO

completed drilling of the Zartik-1 well in 2020. The well tested hydrocarbons at surface from several Jurassic zones. DNO performed additional appraisal studies in 2021.

At the Tawke licence containing the Tawke and Peshkabir fields, at year-end 2021 gross proven ("1P") reserves stood at 216.2 million barrels of oil ("MMbbls") (162.2 MMbbls on a net basis), compared to 234.4 MMbbls (175.8 MMbbls on a net basis) at year-end 2020. At year-end 2021 gross proven and probable ("2P") reserves stood at 356.6 MMbbls (267.4 MMbbls on a net basis), compared to 393.9 MMbbls (295.4 MMbbls on a net basis) at year-end 2020. At year-end 2021 gross proven, probable and possible ("3P") reserves stood at 464.7 MMbbls (348.5 MMbbls on a net basis), compared to 604.9 MMbbls (453.7 MMbbls on a net basis) at year-end 2020. At year-end 2021, gross 2C resources stood at 47.6 MMbbls (35.7 MMbbls on a net basis), compared to 17.7 MMbbls (13.3 MMbbls on a net basis) at year-end 2020.

At the Baeshiq licence, the Baeshiq structure recorded gross 2C resources of 48.4 MMbbls (31.0 MMbbls on a net basis) at year-end 2021, compared to 37.8 MMbbls (12.2 MMbbls on a net basis) at year-end 2020. At the Zartik structure gross 2C resources stood at 7.4 MMbbls (4.7 MMbbls on a net basis) at year-end 2021, compared to 4.7 MMbbls (1.5 MMbbls on a net basis) at year-end 2020.

In Yemen, political instability has meant the Block 47 licence remains in force majeure with the development of the Yaalen field on hold. Gross 2C resources at Block 47 stood at 6.2 MMbbls (4.8 MMbbls on a net basis), unchanged from year-end 2020.

North Sea

In 2021, DNO continued to high-grade its North Sea portfolio through a combination of licencing round awards, licence transactions and relinquishment of licences considered not sufficiently attractive.

At year-end 2021, DNO held interests in 87 (2020: 95) licences across its North Sea portfolio, of which 26 were operatorships, with 73 (2020: 76) licences in Norway (23 operatorships), 11 (2020:16) licences in the UK (three operatorships), two licences in the Netherlands and one licence in Ireland.

DNO had diversified production across 10 fields in the North Sea of which eight are in Norway and two in the UK. During 2021, net production averaged 12,942 boepd (17,352 boepd in 2020), of which 12,469 boepd were attributable to Norway and 473 boepd to the UK (16,465 boepd and 887 boepd, respectively, in 2020).

In 2021, North Sea production was down compared to 2020 due to natural decline and planned maintenance.

DNO conducted an active drilling programme in Norway with seven development wells and five exploration wells during the year. This resulted in four discoveries, two of which are expected to be commercial, notably Røver Nord in licence PL923 and the deeper Are formation of the 2020 Bergknapp discovery in licence PL836S.

Also in Norway, the DNO-operated Brasse project as well as the partner-operated Iris-Hades, Gjøk and Orion discoveries target 2022 PDO (plan for development and operation) sanction, supporting DNO's North Sea growth ambitions.

DNO-operated plugging and abandonment operations on the Olsevar field in Norway and the Ketch field in the UK were completed during 2021.

In January 2022, DNO's wholly-owned subsidiary DNO Norge AS was awarded participation in 10 exploration licences, of which three are operatorships, under Norway's Awards in Predefined Areas (APA) 2021 licencing round.

At year-end 2021, DNO held 73 licences in Norway in various stages

of exploration, development and production. Across its Norway portfolio and on a net basis, DNO's 1P reserves totalled 33.2 MMboe, 2P reserves stood at 52.3 MMboe, 3P reserves totalled 70.2 MMboe and 2C resources stood at 112.2 MMboe. On a net basis, at year-end 2020, DNO's portfolio of 76 licences in Norway held 1P reserves of 40.0 MMboe, 2P reserves of 63.1 MMboe, 3P reserves of 94.0 MMboe and 2C resources of 118.7 MMboe.

In the UK, DNO held 11 licences at year-end 2021. On a net basis, 1P reserves totalled 0.7 MMboe, 2P reserves stood at 1.6 MMboe, 3P reserves totalled 1.9 MMboe and 2C resources stood at 1.1 MMboe. In the UK at year-end 2020, on a net basis, DNO's 16 licences held 1P reserves of 1.0 MMboe, 2P reserves of 1.4 MMboe, 3P reserves of 1.9 MMboe and 2C resources of 0.9 MMboe.

Overall Reserves and Resources
DNO's Annual Statement of Reserves and Resources ("ASSR") has been prepared in accordance with the Oslo Børs listing and disclosure requirements Circular No. 1/2013 and the Petroleum Resource Management System approved by the Society of Petroleum Engineers. International petroleum consultants DeGolyer and MacNaughton carried out the annual independent audit of the Tawke licence (containing the Tawke and Peshkabir fields) and the Baeshiqa licence (containing the Baeshiqa and Zartik discoveries) in Kurdistan. International petroleum consultants Gaffney, Cline & Associates carried out an independent audit of DNO's licences in Norway and the UK. DNO internally assessed Yemen Block 47.

At year-end 2021, DNO's net 1P reserves stood at 196.1 MMboe, compared to 216.9 MMboe at year-end 2020, after adjusting for production during the year and upward technical revisions. On a 2P reserves basis, DNO's net reserves stood at 321.4 MMboe, compared to 359.9 MMboe at year-end 2020. On a 3P reserves basis, DNO's net reserves were

420.6 MMboe, compared to 549.6 MMboe at year-end 2020. DNO's net 2C resources were 189.5 MMboe, compared to 151.3 MMboe at year-end 2020.

DNO's net production in 2021 totalled 34.5 MMboe (of which 29.8 MMbbls of oil were in Kurdistan, 4.5 MMboe in Norway and the balance in the UK), compared to 36.6 MMboe in 2020 (of which 30.3 MMbbls were in Kurdistan, 6.0 MMboe in Norway and the balance in the UK).

DNO's net year-end 2021 Reserve Life Index (reserves divided by current period production rate) stood at 5.7 years on a 1P reserves basis, 9.3 years on a 2P reserves basis and 12.2 years on a 3P reserves basis.

Financial Performance

DNO's total revenues in 2021 stood at USD 1,004.1 million, up 63 percent from USD 614.9 million in 2020 on the back of higher oil and gas prices and solid production. Kurdistan revenues stood at USD 594.3 million (USD 369.1 million in 2020), while the North Sea generated revenues of USD 409.8 million (USD 245.8 million in 2020).

DNO reported an annual operating profit of USD 320.9 million (operating loss of USD 314.5 million in 2020), mainly driven by improved oil and gas prices, lower depreciation and impairments, partly offset by higher expensed exploration.

Cost of goods sold of USD 443.1 million (USD 590.0 million in 2020) was lower due to lower depreciation, depletion and amortisation ("DD&A") per boe and reduced net production in 2021. Lifting costs in 2021 totalled USD 184.2 million, compared to USD 181.1 million in 2020. Lifting costs per barrel in Kurdistan stood at USD 3.3 in 2021 (USD 3.1 per barrel in 2020). Lifting costs in the North Sea were USD 17.9 per boe in 2021 (USD 13.6 per boe in 2020). The increase in the North Sea lifting cost per boe was driven by changes in relative production

between different fields. Impairment charges of USD 80.1 million in 2021 were down from USD 276.0 million in 2020. Impairments in 2021 were mainly driven by revision in reserves and contingent resources and revision of cost estimates for decommissioning in the North Sea. Exploration costs expensed of USD 132.3 million (USD 55.9 million in 2020) increased due to higher expensing of wells and seismic purchase in the North Sea.

DNO's comprehensive net income after accounting for financial income (USD 26.0 million, 2020: 19.8 million), financial expenses (USD 126.7 million, 2020: 131.0 million) and taxes (USD 16.3 million, 2020: (139.8) million) was USD 195.0 million (USD 297.9 million net loss in 2020).

DNO's 2021 capital expenditures amounted to USD 280.6 million, up from USD 225.0 million in 2020 driven by higher activities at the Tawke licence in Kurdistan following reduced activities in the first half of 2020 due to the impact of Covid-19.

Net cash flows from DNO's operating activities for the year were USD 728.8 million, compared to USD 406.2 million in 2020. North Sea tax refunds of USD 174.7 million received during the year contributed to the strong 2021 cash flows from operating activities. The difference between the cash generated from operations reported in the cash flow statement and the operating profit relates mainly to DD&A, impairments and exploration write-offs.

DNO ended the year with USD 736.6 million in cash and an additional USD 16.2 million in marketable securities compared to USD 477.1 million in cash and USD 12.6 million in marketable securities at year-end 2020. Net interest-bearing debt at year-end 2021 was USD 153.4 million compared to USD 472.5 million at year-end 2020.

DNO's closing share price on the Oslo Børs was NOK 10.46 on 30 December 2021 (NOK 6.87 on 30 December 2020); the shares traded in a range

between NOK 6.41 and NOK 13.10 during 2021.

Further details concerning DNO's financial results, operations and reserves may be found in DNO's 2021 Annual Report and Accounts, its 2021 Annual Statement of Reserves and Resources, prepared in accordance with Oslo Børs listing and disclosure requirements (Circular No. 1/2013) utilising the Norwegian Petroleum Directorate classification system and its Country-by-Country Report. All reports are available on DNO's website, www.dno.no.

Foxtrot International

Foxtrot International is a privately-held exploration and production company active in West Africa and headquartered in Abidjan, with approximately 207 employees. The Company's Executive Chairman, Mr. Mossavar-Rahmani, is the Chairman of the Board and co-founder of Foxtrot International.

Foxtrot International holds a 27.27 percent stake in and operates Block CI-27 offshore Côte d'Ivoire, containing the country's largest reserves of gas in four producing gas fields with associated oil and condensates. In addition to the Foxtrot gas field, which began production in 1999, the block contains the Mahi gas field, developed in 2012, as well as the Marlin oil and gas field and the Manta gas field which began production in 2016, following a four-year, USD 1 billion development campaign covering the installation of a second offshore platform and drilling of additional wells. Gas produced by Block CI-27 is transported via pipeline to fuel power stations in Abidjan pursuant to a gas sale and purchase (take-or-pay) agreement put into force in June 1999 and subsequently amended and extended to 2034.

On 24 February 2020, the CI-27 joint venture partnership, including Foxtrot International, and the Government of Côte d'Ivoire signed amendments to their gas sales and purchase agreement and the Production Sharing Contract ("PSC") extending the terms of the

agreements by 10 years until August 2034 and increasing the base price of gas from the date of signature to USD 6.0 per million btu while maintaining the existing indexation formula. The take-or-pay level remains at 140 million standard cubic feet per day ("mmscfd"). In connection with these amendments the CI-27 joint venture partnership will spend approximately USD 130 million on new onshore processing facilities and pipelines to supply gas to two new power stations to be built in Côte d'Ivoire. Additional drilling of five wells over the period of the extension is planned to boost the production capacity of the licence.

In 2021, Foxtrot International produced a gross average of 183.8 mmscfd (up 18 percent from a year earlier due to increased electricity demand) together with another 1,483 barrels per day of oil and condensates.

Foxtrot International's business is much less affected by the volatility in world oil and gas prices than is DNO's, as the predominant portion of the former's revenues derives from gas sales under a long-term contract at an agreed price with an indexation formula that is only indirectly and partially tied to world oil prices. Foxtrot International's sales of oil and condensates take place at arm's-length market prices and move up or down with changes in international prices for these products.

Foxtrot International's 2021 net profit prior to accounting for depletion was USD 55.5 million (net profit of USD 9.4 million in 2020) or USD 18.5 million to the Company's interest. After accounting for the Company's share of depletion, the Company's profit from Foxtrot International in 2021 was USD 16.0 million (USD 0.9 million in 2020). In 2021 the Company received USD 20.8 million in cash distributions from Foxtrot International (USD 17.3 million in 2019), USD 15.7 million of which were reinvested. Combined with the 2021 net dividend movement and fair value depletion, the book value of

the Company's investment in Foxtrot International stood at USD 87.6 million at 31 December 2021 (USD 76.8 million at 31 December 2020).

Principal Risks and Uncertainties Facing the Company

The Company's Investment Entities face the risks and uncertainties associated with oil and gas operations in very challenging parts of the world. This section seeks to highlight those risks that are most material and most likely to impact the Company in the next reporting period until 31 December 2022. While successful navigation of these risks provides the opportunity for substantial returns, there can be no assurance that these risks will be successfully mitigated.

Risk Management

As the principal foreseeable risks to the Company's Investment Entities are external, there is little that Company management or management of the Investment Entities can do to avert those risks directly or fully. However, risk management is integral to all of the activities of the Investment Entities and the Company. Each member of executive management of the Company and the Investment Entities is responsible for continuously monitoring and managing risk within the relevant business areas. Every material decision is preceded by an evaluation of applicable business risks.

Coronavirus

The outbreak of Covid-19 in December 2019 and the significant decline in oil prices in the first quarter of 2020 had adverse effects on the Group's operations and financial results during 2020. The recovery of oil and gas prices throughout the latter part of 2020 and 2021 led to a near normalisation of activities. Although Covid-19 and related restrictions continued to affect the operations of DNO and Foxtrot International in 2021 with supply chain challenges being evident in operations the world over, no major business interruptions were experienced from the pandemic to date.

DNO and Foxtrot International are closely monitoring the impact of the Covid-19 pandemic, including on border closures, travel restrictions and interruptions to supply chains and third-party services, among others, and continue to implement measures required to minimise the adverse impact on staff, operations, liquidity and financial results.

Commodity Price Risk

A substantial decline in world oil prices has a substantial adverse impact on the financial results of DNO and on the value of its assets. Significantly lower oil prices affect DNO's revenues, profitability, ability and desirability of implementing drilling plans and overall short-to-medium term prospects of the business. Lower oil prices also affect the ability of the KRG to make payments to DNO for its share of oil exports from Kurdistan.

World oil markets have been characterised by substantial volatility over extended periods of time. From mid-2017 to the third quarter of 2018, oil prices rose steadily, increasing 60 percent before experiencing a rapid decline also of 60 percent in the last three months of 2018 and then varied from a low of USD 50.47 per barrel to a high of USD 86.29 per barrel in 2018 with a variation from a low of USD 54.91 per barrel to a high of USD 74.57 per barrel in 2019. During March 2020, Brent oil prices fell to a low of USD 19.33 per barrel but recovered during the balance of the year, averaging USD 49.99 per barrel in the month of December. During 2021, oil prices continued to be impacted by world events reaching a high of over USD 86 per barrel in the latter part of the year, continuing to increase further in early 2022, reaching over USD 120 per barrel in March, impacted by the Russia-Ukraine conflict. European gas prices have also seen extreme peaks during 2021 and early in 2022.

The Company cannot predict whether or when further gyrations in oil prices or gas prices will take place, up or down, including because of uncertainty about the trajectory and duration of

the Covid-19 pandemic and the Russia-Ukraine conflict amongst other factors.

Since the high in 2019 of more than NOK 20 per share, the price of DNO shares on the Oslo Børs declined to less than NOK 3 per share in March 2020. A significant part of that decline was due to the fall in world oil prices that impacted revenues and operations of oil companies across the sector.

Future oil price assumptions are key estimates in the Group's financial statements and a change in these assumptions may impact the recoverable amount of the Group's oil and gas assets, reserves and resources estimates, operational spend level, revenues and distribution of future dividends. Low oil prices over an extended period of time may also increase the credit risk related to the Group's trade receivables.

Conversely, higher oil prices would have a material positive impact on DNO.

As described earlier, Foxtrot International's business is much less affected by the volatility in world oil prices than is DNO's, as the predominant portion of the former's revenues derives from gas sales under a long-term contract at an agreed price with an indexation formula that is only indirectly and partially tied to world oil prices.

Entitlement Risk

DNO has interests in two licences in Kurdistan through PSCs and has based its entitlement calculations on the terms of these PSCs. In 2012, the Federal Government of Iraq ("FGI") challenged the constitutional validity of the Kurdistan Regional Oil and Gas Law No. 27/2007 ("KOGIL") and the right of the KRG to export oil independently of the FGI. The Company notes from public reports that on 15 February 2022, the Federal Supreme Court of Iraq ("FSCI") ruled on this matter along with another related matter dating back to 2019. Reportedly, the FSCI found amongst other things that the KOGIL

is unconstitutional, that the KRG is to hand over all oil production from areas located in the KRI to the FGI and that the FGI has the right to pursue the nullity of the oil contracts concluded by the KRG. DNO was not a party to the legal proceedings, and it is at present unclear how the KRG and the FGI will follow up on the ruling. At present, normal operations are maintained at the Tawke and Baeshiqa licences.

Historically, as a result of disagreements between the FGI and the KRG, economic conditions in Kurdistan and limited available export channels, DNO has faced constraints in fully monetising its oil produced in Kurdistan. There is no guarantee that oil and gas can be exported in sufficient quantities or at prices required to sustain its operations and investment plans, or that DNO will promptly receive its full entitlement payments for the oil it delivers for export. Export sales have not always followed the PSC terms and there has been uncertainty related to both timing of revenue and receipt of payments.

The DNO Group has accumulated a receivable against the KRG after certain 2019 and 2020 entitlement and override payments to the DNO Group and other KRI oil exporters were withheld early in 2020 by the KRG in connection with the Covid-19 pandemic. Entitlement payments were resumed in March 2020 and override payments were resumed in early 2021. In December 2020, a plan was put in place by the KRG to pay the international oil companies operating in Kurdistan 50 percent of incremental revenue in any month in which Brent prices exceed USD 50 per barrel towards the arrears for 2019 and 2020. In May 2021, the KRG informed the international oil companies of revised terms reducing the payment of the arrears to 20 percent of incremental revenue in any month in which Brent prices exceed USD 50 per barrel. The KRG also advised that all international oil company invoices, including towards the arrears, will be settled within 60 days of receipt. DNO expects at a minimum to recover the full nominal value of the withheld receivables, and DNO continues to work

to improve the terms of recovery of the arrears, including but not limited to interest payments. During 2021, the outstanding arrears were reduced from USD 259 million at the start of the year to USD 169 million at year-end.

Security Risk

Several of the licences and operations of the Investment Entities are in areas subject to war, terrorism and/or civil strife. The Investment Entities work to manage these risks through clearly defined security protocols and practices. Nevertheless, the Investment Entities are often dependent on the quality of the security and protection provided by authorities in the host countries.

In Kurdistan, DNO continues to closely monitor security conditions although the operations to date have seen minimal impact from regional developments.

In Yemen, continuing hostilities make it unlikely that DNO will soon revive the operations it conducted in that country.

Although there has been civil unrest from time to time in Côte d'Ivoire, there has never been a meaningful disruption of Foxtrot International's operations.

Liquidity Risk

If Foxtrot International's production is disrupted, or the Company is faced with unanticipated cash calls resulting from any cost overruns or the Company's receipt of cash distributions from Foxtrot International is otherwise delayed for an extended period of time, there would be a significant adverse effect on the Company and its financial results. Nevertheless, the Company believes it has resources and alternatives sufficient to ameliorate any such disruptions in the short term.

Foxtrot International is a joint venturer in Block CI-27 with SECI SA, PETROCI and Energie de Côte d'Ivoire ("ENERCI"), jointly owned by the three other co-venturers. If a partner's payment of a cash call from the joint venture is delayed or defaulted, the non-defaulting partners may under certain circumstances be called upon

to cover the deficit in the cash call in proportion to their interests, with rights to recover the shortfall from the joint venture interest of the defaulting party. In one instance in the first quarter of 2016, one partner's cash call payment was delayed for 41 days. During 2017, one partner of licence Block CI-502 failed to pay its share of a cash call and legal processes were initiated to recover these latter funds.

Similarly, although there are in place certain limited payment guarantees from the Government of Côte d'Ivoire for gas purchases by the electricity sector, if any buyer fails to pay for its gas, oil or condensates purchases from Foxtrot International for extended periods of time, the payment delay or default may have a material adverse impact on Foxtrot International and the Company's cash flow. Historically, payments for gas purchases by the electricity sector were delayed from time to time, due in part to the buyers' difficulty in obtaining US Dollars. Foxtrot International has agreed to accept payments from one buyer of oil and condensates (approximately 7 percent of total revenue) in local currency, to be used to cover local currency expenditures, in the event US Dollars cannot be obtained.

As discussed above under Entitlement Risk, DNO's ability to sell its Kurdistan oil production and receive prompt payment could substantially affect the performance of DNO, including its liquidity and its ability to pay dividends to its shareholders.

Operational Risk

The Company's Investment Entities, DNO and Foxtrot International, are exposed to operational risks across their portfolios. Operational risk applies to all stages of upstream operations, including exploration, development and production. Failure to manage operations efficiently can manifest itself in project delays, cost overruns, higher-than-estimated operating costs and lower-than-expected oil and gas production and/or reserves. Exploration activities are capital intensive and involve a high degree of geological

risk. Sustained exploration failure can affect the future growth and upside potential of the Investment Entities and ultimately the Company. The Investment Entities' ability to effectively manage and deliver value from exploration, development and production activities is dependent on the quality of staff and contractors they engage. Inefficiency or interruption to the supply chain or the unwillingness of service contractors to engage in the Investment Entities' areas of operation may also negatively affect the Investment Entities' operations, and consequently the financial results of the Company.

Compliance Risk – Anti-Corruption Policy

The Company and its Investment Entities and other subsidiaries have a policy of zero tolerance for corruption, bribery and other illegal or inappropriate business conduct. Violations of compliance laws and contractual obligations can result in fines and a deterioration in the Company's and its Investment Entities' ability to effectively execute their business plans. The Company and its Investment Entities and other subsidiaries adhere to a strict and comprehensive conflict of interest policy, trade sanctions and other policies focused around a Code of Conduct to ensure regulatory and Company expectations are met. The Company specifically does not permit or tolerate engaging in any form of corruption or bribery and in September 2014 adopted an Anti-Corruption Policy and an Anti-Corruption Manual that explains and elaborates the content and implications of the Company's policies in relation to anti-corruption and anti-bribery matters. The Investment Entities also have a whistleblower procedure in place.

Political Risk

The Investment Entities assets are located in some countries where political, social and economic instability may adversely impact their business. Relevant political developments on both the federal and regional level in Iraq are closely observed. In Kurdistan,

DNO continues to monitor security conditions although its operations to date have seen minimal impact from regional developments.

Stakeholder Risk

In order to operate effectively, it is necessary for the Company, its Investment Entities and other subsidiaries to maintain productive and proactive relationships with stakeholders, host governments, business partners and the communities in which they operate. Failure to do so can result in difficulties in progressing initiatives as well as delays to ongoing operations.

Risks from Transition to a Lower Carbon Economy/Climate Change

Global concern over greenhouse gas emissions and climate change, transition to a lower carbon economy, potential physical effects of climate change, potential new laws and regulations related thereto and growing concerns of stakeholders may adversely affect the business and financial condition of the Company and its Investment Entities.

The transition to a low-carbon energy future poses fundamental strategic challenges for the oil and gas industry with political, regulatory, market and physical risks as well as reputational impact.

Regulatory and climate policy risk: Regulatory changes and policy measures targeted at reducing greenhouse gas emissions have been introduced in some countries of operation, may continue to be expanded and may be introduced elsewhere. As demonstrated by DNO's commissioning of the project to capture Peshkabar associated gas and reinject it into the Tawke field to significantly reduce flaring, efforts to comply with these measures may be expensive but may also improve overall field production.

Notably, DNO's greenhouse gas emissions of approximately 7 kg CO₂e/

boe as from mid-year 2020 compares favourably to the target set by a group of 12 of the world's largest oil companies comprising the Oil and Gas Climate Initiative ("OGCI") to reduce the average carbon intensity of their aggregated upstream oil and gas operations to between 20-21 kgCO₂e/boe by 2025 from a collective baseline of 23 kg CO₂e/boe in 2017.

Stricter climate regulations and climate policies could impact the Group's financial outlook through changes in taxation and regulation which could adversely affect the Group's businesses and financial condition, including its operating income and cash flow. In particular, any regulations designed to gradually limit fossil fuel use will likely negatively and significantly affect the economic value of certain of the Group's assets, depending on the areas impacted, the greenhouse gas emission limits and the time horizons set.

Market-related risk: There is continuing uncertainty over long-term demand for oil and gas due to factors such as technology development, climate policies, changing consumer behaviour and demographic changes. As such, there is significant uncertainty regarding the long-term implications to the Group arising from the transition to a lower-carbon economy.

Technology-related risk: Technologies to improve the efficiency and attractiveness of non-fossil fuel powered vehicles and to increase the efficiency and reduce the cost of renewable energy and low-carbon technologies present potential risks to the value and attractiveness of oil reserves and growth opportunities for the Company and its Investment Entities, particularly DNO. Because Foxtrot International principally produces natural gas, which is a relatively clean fossil fuel, it may be less impacted by such developments.

Reputational impact: Increased concern over climate change could lead to increased litigation against fossil fuel producers, as well as a more

negative perception of the oil and gas industry. The latter could impact talent attraction and retention, availability of financing and shareholder interest in investing in oil and gas companies.

Physical climate risk factors: Changes in climate from rising sea levels, changes in sea currents and increasing frequency of extreme weather events could impact the operations of the Investment Entities. Although the Investment Entities' facilities are designed to withstand extreme weather events, there is significant uncertainty regarding the magnitude, impact and duration of any such events.

These risks are present at the Investment Entity level and are monitored for compliance and planning purposes by their management, with Board of Directors oversight.

Environmental, Social, Community and Human Rights Issues and Risks

As the Company's business involves the management of its investments in the Investment Entities with a small staff and minimal footprint, the potential environmental, social and community policies and impacts of its own or any of its wholly-owned subsidiaries' business activities are not material and the Company is not aware of any material social, community or human rights impacts or issues regarding its business activities. Accordingly, a formal environmental, human rights, social and community policy at the Company level is immaterial and impractical and has therefore not been adopted.

Environmental/HSSE

Both of the Company's Investment Entities have robust environmental compliance policies. To the Company's knowledge, after enquiry, neither DNO nor Foxtrot International are aware of material violations of any applicable environmental regulations or rules.

Oil and gas exploration and production inherently involves exposure to

potentially hazardous materials. The loss of containment of hydrocarbons or other dangerous substances could represent significant risks to the environment. Through operational controls, environmental impact assessments, asset integrity protocols and management systems related to health, safety and the environment, the Company's Investment Entities aim to mitigate hazards with a potentially adverse impact on people, the environment, assets and reputation.

DNO

DNO has in place its own robust Health, Safety, Security and Environment ("HSSE") policies and standards which are based on the following principles:

- Avoid harm to all personnel involved in, or affected by, operations;
- Minimise pollution and where possible eliminate the impact of operations on the environment;
- Comply with all applicable legal and regulatory requirements; and
- Achieve continuous improvement in HSSE performance.

During 2021, the following were DNO's key HSSE highlights:

- There were three Lost Time Injuries during the year compared to one in 2020;
- No Serious Vehicle Accident took place with 2.6 million kilometres driven, equal to 2020 with 2.4 million kilometres driven;
- Total greenhouse gas emissions, including from operations in Kurdistan and the North Sea and from all DNO's offices and travel, stood at 426,109 tonnes of CO₂ equivalent, compared to 422,643 tonnes in 2020;
- DNO's total greenhouse gas emissions in 2021 were made up of 424,040 tonnes of CO₂ in Scope 1 emissions, 342 tonnes of CO₂ in Scope 2 emissions and 1,726 tonnes of CO₂ in Scope 3 emissions;

- The number of spills/leaks reduced to 6 in 2021 from 23 in 2020, with total volumes spilled of 32 barrels, most of which was removed and remediated, compared to 6 barrels in 2020.

DNO's Total Recordable Injury Frequency ("TRIF") during 2021 was 0.48, down from 0.62 in 2020. A comprehensive improvement plan to further reduce the number of injuries and high potential incidents has been established and DNO continues to work with its employees and third-party contractors on programmes to improve safety performance.

Foxtrot International

Protection of the environment is a core concern for Foxtrot International. It has adopted an environmental risk control policy and every new project is the object of an environmental impact study and a specific analysis of technological risks. Foxtrot International focuses on eliminating the risks of accidental emissions through preventive maintenance and periodic controls. Foxtrot International's dedication to principled environmental management resulted in the company receiving the ISO 14001 Certification in 2014 and being recognised for environmental excellence for the third consecutive year as the "Eco-Citizen Company 2018," awarded by the Ministry of Environment and Sustainable Development of Côte d'Ivoire.

In 2021 Foxtrot International had greenhouse gas emissions of 38,240 tonnes of CO₂ equivalent, compared to 43,674 tonnes of CO₂ equivalent in 2020.

Employee/Social/Human Rights

The Company has adopted an Anti-Slavery and Human Trafficking Policy that prohibits engaging in human trafficking and seeks to ensure that the Investment Entities and their contractors adhere to that policy. It is not aware of any breaches of those policies or risks within its own organisation or its Investment Entities.

DNO and Foxtrot International have both implemented policies recognising their responsibility to their employees, communities and to human rights generally.

Foxtrot International recognises human capital is an invaluable asset for its business and has made the physical safety of staff and contractors a priority. It maintains an active policy for hygiene/health, safety and prevention of labour-related accidents for all of its activities. To this end, its activities are conducted in compliance with the following principles:

- All injuries and illnesses caused by work are avoidable;
- There are no circumstances or situations which may justify undue exposure to risk and hazardous situations; and
- Each employee has a responsibility to himself or herself and vis-à-vis fellow employees regarding safety and prevention of work-related accidents.

Foxtrot International's occupational health and safety management system has been certified in accordance with the OHSAS-18001 version 2007, demonstrating the implementation of best practices and the prioritisation of employee health and safety.

Foxtrot International supports and contributes to the efforts of its local communities to improve living conditions, with particular focus on education. These range from building classrooms and equipping school canteens to drilling fresh water wells and installing storage towers.

DNO, too, has had a longstanding commitment to contributing to the development of local communities in which it operates. It creates jobs, hires and trains local staff and partners with local businesses that provide such services as inspections, maintenance support, civil engineering, transportation, remediation, catering, security, consumables, equipment and

waste disposal. It works to ensure that its service providers are compliant with internationally recognised human rights protocols and in particular do not engage in child labour practices.

In Kurdistan, DNO uses its operational presence and capabilities to provide services to nearby communities and help develop infrastructure. DNO has supplied electric power and fresh water to villages, improved roads, distributed winter clothes to children of displaced families in refugee camps, built an intermediate school and provided classroom supplies for several primary schools across the region.

Anti-Bribery/Anti-Corruption

In addition to the Company's Anti-Bribery and Anti-Corruption Policy described above, both of the Investment Entities have adopted policies prohibiting bribery and corruption.

DNO has adopted its own code of conduct and anti-corruption policy of zero tolerance for bribery, corruption, fraud and other illegal business conduct. The policies set out standards and contain strict adherence guidelines with respect to anti-corruption and it provides training, monitoring and implementation to prevent anyone working for DNO, or acting on DNO's behalf, from engaging in any form of illegal, unethical or other disallowed corporate and personal conduct.

Foxtrot International has adopted a code of ethics which requires strict compliance with applicable laws and regulations in the countries where it does business including with respect to anti-corruption, fraud and other illegal business conduct. The code of ethics provides that all employees must, under all circumstances, observe the highest standards of honesty and integrity in their relations with co-contractors and customers, in particular as regards the nature, quality, quantity and composition of products and services offered. There is a process for implementation and monitoring to ensure strict compliance with the code.

Workforce Diversity

Although the Company has not adopted a formal diversity policy owing to the limited number of officers and employees appointed to or employed by the Company's administrative, management and supervisory bodies, as of the date of this Annual Report four of six of the employees of the Company are women. All five members of the Board of Directors are men. One of the three executive managers of the Company is a woman. The Company has four nationalities represented.

At year-end 2021, DNO had a workforce of 1,327 employees, of which 12 percent were women. One of the eight members in the senior management team of DNO is a woman. Two of the five members of the DNO Board of Directors are women. The DNO workforce is characterised by strong cultural, religious and national diversity, with approximately 43 nationalities and 10 religious affiliations represented.

During 2021, DNO has stepped up recruitment and promotion of women. At year-end, women represented 34 percent of employees in managerial, administrative and other non-field operational positions. In the Erbil office, women represented 28 percent of all employees, the comparable figure in the Dubai office was 21 percent and 46 percent in the Oslo and Stavanger offices. There were no incidents of discrimination reported through DNO's internal mechanisms for raising concern in 2021.

At year-end 2021, Foxtrot International had a workforce of 207 employees, of which 19 percent were women. Nationals from Côte d'Ivoire make up the majority of the workforce.

Section 172 Statement

The Board of Directors recognises that the UK Companies Act requires Directors to act in a way that promotes the success of the Group for the benefit of shareholders as a whole, with regard for:

- the likely long-term consequences of any decision;
- the interests of the Group's employees;
- the need to foster the Group's business relationships with suppliers, customers and others;
- the impact of the Group's operations on the community and the environment;
- the desirability of the Group maintaining a reputation for high standards of business conduct; and
- the need to act fairly as between members of the Company.

The Board of Directors has had regard to those factors with respect to each decision it takes and incorporates those values in its decisions.

Stakeholder Engagement

Details of how we have engaged with, and take into consideration, the interests of those stakeholders who are material to the long-term success of the business can be found on the following pages. These stakeholders represent the key resources and relationships that support the generation and preservation of value in the Group.

Shareholders

Engagement with shareholders plays an important role throughout the Group's business, including at the Board of Directors level. It helps the Company gain a better understanding of the impact of its decisions on shareholder interests as well as gain an insight into their needs and concerns.

During 2021 we engaged with our shareholders as follows:

- Our Annual General Meeting held virtually in the UK, included a question and answer session in which the Executive Chairman entertained and answered questions previously proffered by shareholders in attendance;
- The Executive Chairman and executive management made themselves available throughout 2021 to attend virtual meetings with major shareholders at the latter's request to gain an understanding of any issues and concerns;
- The Company published its annual financial results and half-yearly financial results and press releases as appropriate to inform shareholders of the Company's business activities;
- The Company's investor website is regularly reviewed and updated to ensure that shareholder information is current;
- The Nomination Committee solicits shareholder input year-round; and
- Separately, DNO reports quarterly, half-year and annual financial results and the Executive Chairman and DNO present these results and take questions from interested parties, including DNO's shareholders. (DNO's various communications and presentations to investors are set forth at its website, www.dno.no).

Investment Entities/Customers and Suppliers

Because of the nature of its business, the Company's most important relationships are with its Investment Entities rather than customers and suppliers, who are in turn the focus of DNO and Foxtrot International.

As reported throughout this report and the accompanying Directors' Report, the Company maintains strong engagement with DNO and Foxtrot International. Although the Company's Board of Directors as a unit does not have direct engagement with DNO and Foxtrot International employees, customers or suppliers, DNO's and Foxtrot International's engagement was monitored, influenced and approved by the Company's Executive Chairman and its Chief Operating Officer/Chief Financial Officer. The Company's Executive Chairman serves as Executive Chairman of DNO and as Chairman of Foxtrot International. In that capacity he engages with both Investment Entities' stakeholders. He regularly meets with executive staff and employees of DNO at its offices or virtually and retains close contact with senior officials in Kurdistan. As Chairman of Foxtrot International he engages with senior management and attends regular partner and governmental meetings. The Company's Chief Operating Officer/Chief Financial Officer also serves on the DNO Board of Directors and its audit committee and HSSE committee and through this position engages with DNO's management and staff. She also attends meetings with Foxtrot International and its partners and communicates with the Foxtrot International staff on an ongoing basis. The Managing Director of DNO, Mr. Bjørn Dale, serves on the Company's Board of Directors. Among other things, these strong and fruitful engagements contributed to DNO's decision to distribute cash dividends to shareholders, including the Company, and endorsed DNO's decision to expand and diversify its assets.

Employees

The Company maintains a small group of employees all of whom have access to and regular interaction with executive management and the

Executive Chairman. The Remuneration Committee's recommendations for executive management are reviewed and approved by the Board of Directors.

DNO maintains strong relationships with its employees, as set forth in its Annual Report and its Corporate Responsibility Highlights, which are available at its website, www.dno.no.

Community and the Environment

The Group is aware of its obligations to advance societal interests, including environmental concerns, many of which are described above. Given its structure and small footprint at the Company level, these concerns are addressed by the Investment Entities.

DNO maintains robust and active contributions to each of the communities in which it operates and has devoted substantial efforts toward diminishing the impact of its operations on the environment, as detailed in its Corporate Responsibility Report. Notably, in June 2020 DNO commissioned the Peshkabar-to-Tawke gas gathering and injection project (the first enhanced oil recovery project in Kurdistan), which is designed to increase oil recovery rates at the Tawke field and eliminate gas flaring at the Peshkabar field. Since its inception, DNO has captured, piped and reinjected 10 billion cubic feet (bcf) of Peshkabar field associated gas, which otherwise would have been flared, into the Tawke field for pressure maintenance.

Principal Decisions

2021 saw the continuation of operational challenges for the Company and its Investment Entities due to the ongoing impact of the Covid-19 pandemic on their operations. Whilst world oil and gas prices increased in 2021, supply chain challenges, travel restrictions, and other constraints remained. Uncertainty also prevailed with easing of restrictions followed by tightening of restrictions on an ongoing basis throughout the year.

Decisions by DNO and Foxtrot International

Principal decisions by DNO in 2021 included (i) resumption of dividend payments to its shareholders, including the Company, (ii) increase in capital spend by 22 percent compared to 2020, and (iii) development plan submission for the Baeshiqra licence in Kurdistan. The Company's Board of Directors had no direct control over those decisions. However, those decisions were monitored, influenced and voted on by the Company's Executive Chairman and Chief Operating Officer/Chief Financial Officer through their participation as members of the DNO Board of Directors, which is chaired by the Company's Executive Chairman. The DNO Board of Directors is charged with advancing the interests of all its shareholders equally while considering the interests of the stakeholder groups that are affected by DNO's business activities. DNO advances those goals as described in its Annual Report and its Corporate Social Responsibility Report, available at www.dno.no.

Foxtrot International made the following principal decisions; (i) to enter the second term of the CI-12 exploration licence offshore Côte d'Ivoire, committing to drill one exploration well in the second term; (ii) to side-track two wells located in the Marlin field in licence CI-27 offshore Côte d'Ivoire. These two side-tracks will be carried out following the drilling of two new Marlin wells and one new Manta well already committed to in 2020 and currently drilling.

Important Events and Developments Since the End of the Financial Year

The following events occurred in early 2022:

DNO Received 10 Awards in Norway's APA Licensing Round

On 18 January 2022, DNO announced that its wholly-owned subsidiary, DNO Norge AS, had been awarded participation in 10 exploration

licences, of which three are operatorships, under Norway's Awards in Predefined Areas ("APA") 2021 licensing round. Of the 10 new licences, six are in the North Sea and four in the Norwegian Sea.

DNO Received Payments from Kurdistan

Since year-end 2021, DNO received USD 153.3 million net to DNO from the KRG for the months October and November 2021 towards the respective month's entitlement share of oil deliveries to the export market from the Tawke licence, override payments equivalent to three percent of the gross Tawke licence revenues under the August 2017 receivables settlement agreement and arrears relating to withheld payment of 2019 and 2020 entitlement and override invoices.

Federal Supreme Court of Iraq Ruling

The Company notes from public reports that on 15 February 2022, the Federal Supreme Court of Iraq ruled amongst other things that the Kurdistan Oil and Gas Law 27/2007 is unconstitutional, that the KRG is to hand over all oil production from areas located in the Kurdistan region of Iraq to the Federal Government of Iraq ("FGI") and that the FGI has the right to pursue the nullity of the oil contracts concluded by the KRG. DNO was not a party to the legal proceedings, and it is unclear how the KRG and the FGI will follow up on the ruling. At present, normal operations are maintained at the Tawke and Baeshiqra licences.

The Company continues to monitor the situation. Any future impacts of this ruling and subsequent actions by the FGI and the KRG cannot currently be estimated but may impact the operations and financial performance of the Group.

DNO Board of Directors Approve Dividend Payment

On 9 March 2022, DNO announced that pursuant to the authorisation granted at the 2021 annual general meeting of its shareholders, the DNO Board of Directors has decided to distribute a dividend payment of NOK 0.20 per share to be made on or about 21 March 2022 to all shareholders of record as of 15 March 2022. The Company's share of the dividend payment was USD 9,877,192 million.

Potential Implications of the Russia-Ukraine Conflict

The Company notes the implications for commodity prices and potential interruptions of supply chains and third-party services from the ongoing Russia-Ukraine armed conflict. The Company, DNO and Foxtrot International are monitoring international sanctions and trade control legislation in order to mitigate the potential impact on operations. A 4 kilometre section of the Kurdistan Export Pipeline, the operator of which is 60 percent owned by Rosneft, is used to transport DNO's Kurdistan crude oil to the Iraq/Turkey border for export. DNO is monitoring the evolving sanctions on Russian companies following the conflict with Ukraine to ascertain whether alternative transport arrangements should be put in place.

Notwithstanding continuing uncertainties in international markets, including oil, the Company believes it has set in motion appropriate measures to navigate these challenges and, as conditions normalise, resume value creation for our shareholders.

For and on behalf of the Board of Directors

BIJAN MOSSAVAR-RAHMANI

Bijan Mossavar-Rahmani
Executive Chairman of the
Board of Directors

31 March 2022

II. Report of the Directors

Introduction

Capital Structure

RAK Petroleum plc ("RAK Petroleum" or the "Company") is incorporated in the United Kingdom and is subject to the laws of England and Wales, including the United Kingdom Companies Act 2006 ("Companies Act") (as amended from time to time).

Currently, the share capital of the Company consists of:

- 194,484,040 Class A Shares that are listed and freely traded on the Oslo Børs and that carry one vote per share on any matters put to the shareholders at a general meeting, each with a par value of GBP 0.01 ("Class A Shares" or "Shares");
- 117,647,332 Restricted Class A Shares whose trading is restricted but which otherwise have the same voting and economic rights as Class A Shares, each with a par value of GBP 0.01 ("Restricted Class A Shares");
- 117,647,332 Class B Shares, whose trading is restricted and which have no material economic rights but two votes per share on any matters put to the shareholders at a general meeting, each with a par value of GBP 0.0000001 ("Class B Shares");
- 50,000 redeemable shares, each with a par value of GBP 1.00 (these non-voting shares were issued in connection with the formalities of founding the Company and the Company plans to redeem them);
- 87,488,693 Class C Shares, each with a par value of GBP 0.0000001. Class C Shares have no voting rights and no material economic rights;
- Accordingly, there are 547,426,035 votes eligible to vote on matters put to the shareholders at a general meeting;
- All shares are issued and fully paid;

- The Company's Board of Directors currently has authority to allot an additional 31,213,100 Class A Shares and will seek renewal of that authority from the shareholders at the 2022 Annual General Meeting.

Changes to the Capital Structure During the Reporting Period

There have been no changes to the capital structure during the reporting period.

Major Interests in the Company's Shares and Voting Rights

Trading in the shares in the Company is subject to the shareholding disclosure regulations in sections 4-2 and 4-3 of the Norwegian Securities Trading Act and chapter 4 of the Norwegian Securities Regulations. If a person's, entity's or consolidated group's proportion of shares and/or rights to shares in the Company reaches, exceeds or falls below the respective thresholds of 5, 10, 15, 20, 25 percent, 1/3, 50 percent, 2/3 or 90 percent of the share capital or the voting rights of the Company, the person entity or consolidated group in question has an obligation to notify Oslo Børs immediately. The same applies if the disclosure thresholds are passed due to other circumstances, such as a change in the Company's share capital. This information is published on the Company's website and with the Oslo Børs.

Each Class A Share and Restricted Class A Share carries one vote per share on any matters put to the shareholders at a general meeting and is entitled to participate on a distribution of income or capital pari passu with all other Class A Shares and Restricted Class A Shares. Each Class B Share carries two votes per share on any matters put to the shareholders at a general meeting but does not carry any rights on a distribution of income or capital (other than entitlement to par value on a return of capital or redemption).

All Class A Shares are freely transferable. Restricted Class A Shares can only be transferred to certain permitted transferees set forth in the Company's Articles of Association – essentially related parties or charities. Transfers of Restricted Class A Shares to non-permitted transferees give rise to loss of Class B Share voting rights. No Class B Share may be transferred unless a corresponding number of Restricted Class A Shares held by such holder are at the same time transferred to the same permitted transferee. Holders of Restricted Class A Shares may request that the Company release the trading restrictions, which will give rise to cancellation of the associated Class B Shares.

All shareholders shall be treated on an equal basis unless there is just cause for treating them differently.

At 29 March 2022, the following information has been received or was available from holders of notifiable interests in the Company's share capital:

Shareholder's name	Class A Shares	Restricted Class A Shares	Class B Shares	Total votes	Percent of total votes	Type of interest
Bijan Mossavar-Rahmani ¹	12,801,236	63,030,824	63,030,824	201,893,708	36.88	Indirect
RAK Gas LLC	2,070,207	18,631,871	18,631,871	57,965,820	10.59	Direct
Al Majid Investment Co (LLC)	30,000,000	-	-	30,000,000	5.48	Direct
TransAsia Gas International LLC	1,000,000	9,000,000	9,000,000	28,000,000	5.11	Direct
Massar Investments LLC	750,000	6,750,000	6,750,000	21,000,000	3.84	Direct
Treasury Shares (held by DNO)	2,675,600	13,174,137	13,174,137	42,198,011	7.71	Direct
Total Shares Outstanding	194,484,040	117,647,332	117,647,332	547,426,036	100.0	

Corporate Governance

The Company seeks to comply with the applicable legal framework for companies listed on the Oslo Børs, and endorses the Code of Practice for Corporate Governance (Norwegian: "Norsk anbefaling for eierstyring og selskapsledelse") issued by the Norwegian Corporate Governance Board, most recently revised on 14 October 2021 (the "Code"). The Code is available at www.nues.no.

The Board of Directors of the Company on 24 September 2014 adopted a corporate governance policy (the "Corporate Governance Policy") that is based on the Code and reflects the Company's commitment to sound corporate governance practices. Other than any deviations mentioned below in the overview of the Corporate Governance Policy, the Company believes its policy complies with the Code.

The Board of Directors considers the way the Company is managed to be vital to the development of the Company's value over time. The Company's Corporate Governance Policy is based on the Code and establishes a basis for good corporate governance to help ensure the greatest possible value creation over time in the best interest of the Company and its shareholders, employees and other stakeholders.

The Corporate Governance Policy contains measures that are, and will be, implemented to ensure effective management and control over the Company's activities based on the Code. It should therefore be noted that there may be other legal requirements that apply to matters described in the Corporate Governance Policy. The primary objective is to have systems for communication, monitoring and allocation of responsibility, as well as appropriate incentives, which contribute to increasing and maximising the Company's financial results, long-term success and returns to shareholders on their investments in the Company. The Company aims to have control and governance procedures that ensure equal treatment of all shareholders, thereby providing a foundation for trust.

The Board of Directors, on an ongoing basis, monitors the governance of the Company and will develop and improve the Corporate Governance Policy, as and when required. Other than any deviations mentioned below in the overview of the Corporate Governance Policy, the Company believes its policy complies with the Code.

¹ Shares shown for Mr. Mossavar-Rahmani are owned and controlled indirectly through RAKP Holdings Limited (Holdings). Each share in Holdings mirrors, is exchangeable into and gives the holder the right to control the voting of a corresponding share in RAKP. In addition to shares he owns in Holdings, Mr. Mossavar-Rahmani has voting control over 12,801,236 Class A Shares, 7,198,764 Restricted Class A Shares and 7,198,764 Class B Shares in Holdings held by BM-R Holdings LLC, a Delaware LLC 100% owned by him (BM-RHLLC). As announced on 8 February 2022, it is contemplated that BM-RHLLC will gift 70-80% of its interests to trusts for the benefit of Mr. Mossavar-Rahmani's descendants. Mr. Mossavar-Rahmani will retain voting control over those shares through arrangements with BM-RHLLC.

2. Business

The fundamental objectives, strategies and risk profiles of the Group are stated in the accompanying Strategic Report. The Board of Directors reviews the objectives, strategies and risk profiles included in the Strategic Report each year and will modify them if that becomes appropriate.

Pursuant to common practice for companies incorporated in England and Wales, the Articles of Association of the Company do not include a recitation of the specific business of the Company and the Company will therefore continue to set them forth in its annual Strategic Report or Directors' Report.

3. Equity and Dividends

The Board of Directors and executive management of the Company act at all times to keep the Company's equity capital at a level that is suitable in light of the Company's objectives, strategy and risk profile.

The Company's long-term objectives include making distributions of net income in the form of dividends. The payment and level of any dividends will depend on several factors, including market outlook, cash flow, capital expenditure plans and funding requirements. These factors will be measured against the Company's need to maintain adequate financial flexibility, relevant restrictions on the payment of dividends under the laws of England and Wales and such other factors as the Board of Directors may consider relevant.

The Board of Directors' current dividend policy is further specified below under the heading "Dividends and Dividend Policy."

If there is a proposal for the Board of Directors to be given a mandate to approve the distribution of dividends, then the background of the proposal will be explained. The Company had no such proposals in 2021.

Mandates granted to the Board of Directors to increase the Company's share capital are restricted to defined

purposes. If a general meeting is asked to consider a mandate to the Board of Directors for the issue of shares for different purposes, each mandate shall be considered separately by the meeting. Mandates granted to the Board of Directors are limited in time to no later than the date of the next Annual General Meeting. This also applies to mandates granted to the Board of Directors for the Company to purchase its own shares.

The Board of Directors has previously sought and the shareholders have granted mandates for the Company to purchase its own shares through a buyback mechanism consistent with the Companies Act in an amount up to, essentially, 20 percent of the issued Share Capital of the Company. The Company used those mandates to conduct share repurchases in the past because, among other things, (i) its available funds exceeded the near-term cash needs of its business, (ii) relatively low liquidity in the market for its shares may have been hindering the ability of some shareholders to sell their shares, and (iii) it believed its shares were undervalued relative to their intrinsic value. Thus, prior share repurchases provided an opportunity for some shareholders to sell their Shares and for the Company to seek to capture value for its continuing shareholders.

The preexisting authority to authorise share repurchases expires at the 2022 Annual General Meeting and the Board of Directors intends to seek renewed authority from the shareholders at its 2022 Annual General Meeting. Although there can be no assurances, the Board of Directors or its appropriate delegates may make a similar determination in the future if the Company again has funds exceeding the near-term cash needs of its business.

The Board of Directors was generally authorised at the 2021 Annual General Meeting to allot new Class A Shares in the Company or to grant rights to subscribe for or to convert any security into new Class A Shares in the Company up to a maximum aggregate

nominal amount of GBP 312,131, representing approximately 10 percent of the Company's share capital.

The Board of Directors intends to ask the shareholders at the 2022 Annual General Meeting to renew this allotment authority, as the Board of Directors wishes to retain financial flexibility to grow the business by executing on its strategy of opportunistic acquisitions. The Board of Directors will also propose that it be authorised to issue new shares in connection with the Long-Term Incentive Plan (the "LTIP") for the Company's Directors and executive management. It follows from the purposes of the proposed authorisation that the shareholders' preferential rights to subscribe to the new shares ("pre-emption rights") may be waived and that the authorisation can comprise a share capital increase against contribution in kind. The Board of Directors intends to ask the shareholders at the 2022 Annual General Meeting to renew this waiver authority as well.

4. Equal Treatment of Shareholders and Transactions with Close Associates

4.1 General Information

The rights attached to each class of the Company's Shares is described above. Apart from trading restrictions applicable to Restricted Class A Shares and Class B Shares, all shareholders are treated on an equal basis, unless there is just cause for treating them differently.

4.2 Share Issues without Pre-emption Rights for Existing Shareholders

Any decision to waive the pre-emption rights of existing shareholders to subscribe for shares in the event of an increase in the share capital shall be justified. If the Board of Directors resolves to carry out a share issue without pre-emption rights for existing shareholders, then the justification shall be publicly disclosed in a stock exchange announcement issued in connection with the share issue. Again,

the Board of Directors will seek the dis-application of pre-emption rights as to its renewed limited authority to allot shares or options at the 2022 Annual General Meeting.

4.3 Transactions in Own Shares

Any transactions the Company carries out in its own shares shall be carried out either through the Oslo Børs or at prevailing stock exchange prices if carried out in another way. If there is limited liquidity in the Company's shares, the Company shall consider other ways to ensure equal treatment of all shareholders.

4.4 Transactions with Shareholders and Other Closely-Related Parties

The Board of Directors shall arrange for a valuation to be obtained from an independent third party in the event of a not immaterial transaction between the Company and any of its shareholders, a shareholder's parent company, members of the Board of Directors, executive management or closely related parties of any such parties. An independent valuation shall also be carried out in the event of transactions between companies within the same group where any of the companies involved have minority shareholders.

Members of the Board of Directors and executive management must notify the Board of Directors if they have a significant, direct or indirect, interest in any transaction carried out by the Company other than by virtue of their position within the Company. The Company has had a services agreement with DNO since 2011 pursuant to which it was paid USD 0.19 million in 2021. Bjørn Dale, a member of the Company's Board of Directors, is the Managing Director of DNO. Mr. Mossavar-Rahmani, the Company's Executive Chairman of the Board of Directors and Shelley Watson, the Company's Chief Operating Officer and Chief Financial Officer, are members of the DNO Board of Directors. For further details, see Note 26 to the Consolidated and Parent Company Financial Statements. The Company has had a services agreement with Foxtrot International

since 2020 pursuant to which it was paid USD 0.10 million in 2021. Mr. Mossavar-Rahmani is Chairman of the Foxtrot International Board of Directors.

5. Shares and Negotiability

The Company does not impose any limits on a party's ability to own, trade or vote the Company's Class A Shares, traded on the Oslo Børs. There are restrictions on trading and ownership of the Company's Restricted Class A Shares and Class B Shares as described above under "Share Capital." There are no limits on voting the Restricted Class A Shares and Class B Shares.

The trading restrictions on Restricted Class A Shares and Class B Shares arise from the original capital structure of the Company and rights granted to legacy shareholders who acquired Restricted Class A Shares in the reorganisation of RAK Petroleum PCL in 2014.

6. Annual General Meetings

The Board of Directors takes reasonable steps to ensure that the Company's shareholders can participate in all Annual General Meetings.

Among other things, the Board of Directors will ensure that:

- The notice and any supporting documents and information on the resolutions to be considered at the Annual General Meeting are available on the Company's website no later than 21 clear days prior to the date of the Annual General Meeting;
- The resolutions and supporting documentation, if any, are sufficiently detailed, comprehensive and specific to allow shareholders to understand and form a view on matters that are to be considered at the Annual General Meeting;
- The registration deadline, if any, for shareholders to participate at the Annual General Meeting is set as closely as practically possible to the date of the Annual

General Meeting and pursuant to the provisions in the Company's Articles of Association; and

- Shareholders are able to vote on each individual matter, including on each individual candidate nominated for election. Shareholders who cannot attend the Annual General Meeting in person are given the opportunity to vote. The Company designs the form for the appointment of a proxy to make voting on each individual matter possible and nominates a person who can act as a proxy for shareholders, usually the Chairman of the Board of Directors.

Pursuant to common practice for companies incorporated in England and Wales, the Articles of Association of the Company stipulate that the Chairman of the Board of Directors shall chair any Annual General Meetings at which he or she is present. Therefore, there are no arrangements made for election of an independent chairman for the Annual General Meetings, nor are all Directors required to attend. This deviates from the Code. The Chairman of the Nomination Committee attends if matters within the scope of the Nomination Committee are being considered by the meeting.

7. Nomination Committee

As provided for in the Company's Articles of Association, at the 2015 Annual General Meeting, the shareholders voted to create a Nomination Committee with no more than three members to be appointed by shareholders at an Annual General Meeting for a period up to two years; the duties are to propose candidates for election to the Board of Directors and to the Nomination Committee and to propose the fees to be paid to such members. The members elected to the Nomination Committee at the 2020 Annual General Meeting were Mr. Nicholas Attencio, Dr. Øystein Noreng and Mr. Mossavar-Rahmani, who was elected as chairman. Mr. Mossavar-Rahmani is the Executive Chairman of the Board of Directors and a member of executive management, which deviates from the Code for reasons

detailed in the Conduct of Business section below on page 26.

The members' remuneration (including the chairman) was set at USD 5,000 in 2021 for one year. Each of their terms of service will expire at the close of the 2022 Annual General Meeting. The Annual General Meeting will stipulate guidelines for the duties of the Nomination Committee, elect the chairperson and members of the Nomination Committee and determine the Committee's remuneration. The majority of the Nomination Committee should be independent of executive management and the Board of Directors and only one member should be a member of the Board of Directors.

Shareholders wishing to communicate with the Nomination Committee may initiate contact by email to kevin.toner@rakpetroleum.uk. Anyone proposing a candidate should communicate with the Nomination Committee no later than 45 days before the scheduled date of the Annual General Meeting. More detailed biographies of the Nomination Committee members may be found on the Company's website.

The Nomination Committee justifies to the Annual General Meeting separately why it is proposing any candidate.

8. Board of Directors Composition and Independence

The composition of the current Board of Directors ensures that it attends to the common interest of all shareholders and meets the Company's need for expertise, capacity and diversity. The Board of Directors functions effectively as a collegial body independently of any special interests. Three of the five shareholder-elected members of the Board of Directors are independent of the Company's executive management and material business contacts and three of the five members of the Board of Directors are independent of the Company's major shareholder(s). For these purposes, a major shareholder means one that owns 10 percent or more of the Company's issued and outstanding shares or votes, and independence shall entail that there

are no circumstances or relations that may be expected to be able to influence independent assessments by the person in question.

The Executive Chairman of the Board of Directors is a member of executive management, which deviates from the Code. The Board of Directors does not otherwise include executive management, although that is common in English companies. The reason for the deviation is set forth in the Conduct of Business section below on page 26.

The Annual General Meeting shall elect the Chairman of the Board of Directors so long as the applicable laws do not require that the Board of Directors must appoint the Chairman.

The terms of office for members of the Board of Directors are not longer than two years at a time and are set forth below, as is their background, qualifications and independence as well as their attendance record.

The members of the Board of Directors are encouraged to own shares in the Company. Their ownership is detailed in the accompanying Remuneration Report.

9. The Work of the Board of Directors

9.1 General

The Board of Directors provides details of its Committees in this Annual Report. It is not common for companies incorporated in the United Kingdom to issue instructions for the Board of Directors and executive management as such instructions would be governed by the articles of association of the companies. Therefore, there is no need for the Company to have separate instructions for the Board of Directors and executive management. The Board of Directors issues limits on the authorities of executive management to act on behalf of the Company. The Board of Directors ensures that members of the Board of Directors and executive management make the Company aware of any material interests

that they may have in items to be considered by the Board of Directors.

9.2 Audit Committee

The Board of Directors has an Audit Committee as a preparatory and advisory committee. The Board of Directors has adopted Terms of Reference for the Audit Committee that are available on the Company's website. The entire Board of Directors does not act as the Company's Audit Committee.

An Audit Committee Report that includes details of its members is set out on pages 33 to 35 of this Annual Report.

9.3 Remuneration Committee

The Board of Directors has appointed a Remuneration Committee as a preparatory and advisory committee for the Board of Directors to ensure a thorough and independent preparation of matters relating to the compensation of executive management. Members of the Remuneration Committee are restricted to members of the Board of Directors who are independent of the Company's executive management, other than the Executive Chairman of the Board of Directors. The reason for this deviation is detailed below. The activities and composition of the Company's Remuneration Committee are detailed in its report which is set out on pages 36 to 41 of this Annual Report.

9.4 Annual Evaluation

The Board of Directors annually evaluates its efforts in the previous year.

10. Risk Management and Internal Controls

The Board of Directors acts to ensure that the Company has in place sound internal controls and systems for risk management that are appropriate with respect to the extent and nature of the Company's and its wholly-owned subsidiaries' activities. Internal controls and the systems for risk management encompass the Company's corporate values and ethical guidelines, including guidelines

for corporate social responsibility. The Company influences the internal controls and risk management for the Investment Entities and its wholly-owned subsidiaries through its positions on their boards of directors. DNO separately endorsed the Code of Practice for Corporate Governance issued by the Norwegian Corporate Governance Board.

The Board of Directors acknowledges its responsibility for establishing and maintaining adequate internal controls and risk management systems to safeguard shareholders' investments and the Company's assets and it reviews these areas annually. Such systems can be designed to manage, but not eliminate entirely, the risk of failure to achieve business objectives. They can provide reasonable, but not absolute, assurances that the Company's assets are safeguarded and that the financial information used within the business for external reporting is reliable.

The Company and its wholly-owned subsidiaries maintain a centralised financial reporting system where transactions and balances are recognised and recorded in accordance with prescribed accounting policies and procedures and all material and relevant information is reviewed and reconciled as part of the annual reporting process. The Investment Entities maintain their own separate centralised financial reporting systems. The Company to a great extent relies on audited financial reporting that it timely receives from the Investment Entities and reviews internally. In addition, Ms. Watson, the Company's Chief Operating Officer and Chief Financial Officer, is a member of the DNO Board of Directors and its audit committee, Mr. Mossavar-Rahmani is Executive Chairman of DNO and Chairman of the Foxtrot International Board of Directors, and Mr. Dale, a member of the Company's Board of Directors, is Managing Director of DNO. In conjunction with DNO, the Company has adopted procedures seeking to ensure that its Board of Directors has an adequate basis on which to fulfil its reporting responsibilities regarding DNO.

The Board of Directors' Audit Committee also assures that the Company's Auditors have received full cooperation from the financial reporting functions at both Investment Entities and from the Company's executive management.

The Company has in place policies which limit the authority and ability of any single member of executive management or member of the Board of Directors to dispose of or transfer Company assets and two approvals, including that of the General Counsel, are required to transfer or dispose of any of the Company's interest in DNO, thus limiting the risks of improper disposition.

The Board of Directors is regularly updated on the Company's financial situation, evaluates whether the Company's capital and liquidity are adequate in terms of the risk from, and scope of, the Company's activities and shall immediately take the necessary action if it is demonstrated at any time that the Company's capital or liquidity is inadequate.

11. Remuneration of the Board of Directors

The remuneration of the Board of Directors is to be decided by the shareholders at an Annual General Meeting of the Company at least every two years and shall reflect the duties, expertise and time commitment of the Board of Directors, including the level of activity on any committees, as well as the complexity of the Company's activities.

Other than the Executive Chairman, who is also compensated as a member of executive management, remuneration for members of the Board of Directors is not linked to the Company's performance and the Company does not grant share options to members of the Board of Directors.

Members of the Board of Directors and/or companies with which they are associated shall not take on specific assignments for the Company in addition to their appointment as a

member of the Board of Directors. If they do nonetheless take on such assignments, this should be disclosed to the full Board of Directors. The remuneration for such additional duties shall be approved by the Board of Directors.

Any remuneration in addition to normal Board of Directors' fees will be specifically identified in the Annual Report.

12. Remuneration of Executive Management

The Board of Directors has established guidelines for the remuneration of executive management of the Company. These guidelines are contained in the accompanying Remuneration Policy, which includes the main principles applied in determining the salary and other remuneration of executive management. The Remuneration Policy was approved by the shareholders at the 2015 Annual General Meeting. Performance-related remuneration of executive management in the form of share options, bonus programmes or the like shall ensure convergence of the financial interests of executive management and the shareholders.

The Remuneration Policy provides that performance-related remuneration shall be subject to an absolute limit.

The Remuneration Policy will be a separate appendix to the agenda for the Annual General Meeting. The Remuneration Policy must be approved by a vote at an Annual General Meeting and is valid for three years. As a result, the Board of Directors obtained approval for the renewed policy at the 2021 Annual General Meeting.

The Company's Remuneration Policy does not relate to DNO or Foxtrot International which each have their own remuneration policies.

13. Information and Communications

13.1 General Information

The Company provides timely and precise information to its shareholders and the financial markets in general (through the Oslo Børs). Such information is provided in the form of annual reports, half-year reports and press releases and notices to the Oslo Børs in accordance with what is deemed necessary and suitable.

The Company publishes an annual financial calendar with an overview of the dates of important events such as the release of the Annual Report, the Annual General Meeting, release of Half-Year Report and payment of dividends, if applicable.

Unless exceptions apply and are invoked, the Company discloses inside information on an ongoing basis. In all circumstances, the Company shall provide information about decisions by the Board of Directors and the Annual General Meeting concerning dividends, amalgamations, mergers/demergers or changes to the share capital, the issuing of subscription rights and convertible loans and shall disclose all agreements of major importance that are entered into by the Company and closely-related parties in accordance with applicable laws and regulations.

13.2 Information to Shareholders

The Company has discussions with important shareholders to enable the Board of Directors to develop a balanced understanding of the circumstances and focus of its shareholders. Such discussions are conducted in compliance with the provisions of applicable laws and regulations and the principle of equal treatment of all shareholders regarding material information.

Information to the Company's shareholders is published on the Company's website at the same time that it is sent to the shareholders.

14. Take-Overs

14.1 General

In the event the Company becomes the subject of a take-over offer, the Board of Directors shall ensure that the Company's activities are not unnecessarily interrupted. The Board of Directors shall also ensure that the shareholders have sufficient information and time to assess the offer.

14.2 Main Principles for Action in the Event of a Take-Over Offer

In the event of a take-over offer, the Board of Directors shall abide by the principles of the Code, recognising the duty the Board of Directors carries for ensuring that the interests of the shareholders are safeguarded. In particular:

- The Board of Directors shall ensure that the take-over offer is made to all shareholders and on the same terms;
- The Board of Directors shall not undertake any actions intended to give certain shareholders or other parties an unreasonable advantage at the expense of other shareholders of the Company; and
- The Board of Directors shall not institute measures which have the intention of protecting the personal interests of its members.

The Board of Directors shall not attempt to prevent or impede the take-over offer unless this has been decided by a general meeting in accordance with applicable laws.

If a take-over offer is made for the Company's shares, the Board of Directors shall issue a statement evaluating the offer and making a recommendation as to whether the shareholders should accept such offer. If the Board of Directors finds itself unable to give a recommendation to the shareholders on whether to accept the offer, it shall explain the reasons

for this. In the statement, the Board of Directors shall make it clear whether the views expressed are unanimous, and if this is not the case, explain the reasons why certain members of the Board of Directors have excluded themselves from the statement.

The Board of Directors shall consider whether to arrange for a valuation of a take-over offer from an independent expert. However, if any member of the Board of Directors, or close associates of such member, or anyone who has recently held a position but has ceased to hold such a position as a member of the Board of Directors, is either the bidder or has a particular personal interest in the offer, the Board of Directors must arrange for an independent valuation. This shall also apply if the bidder owns 10 percent or more of the Company's issued and outstanding shares or votes. Any such valuation shall either be enclosed with the Board of Directors' statement or reproduced or referred to in the statement.

14.3 The Group's Shareholding in DNO Could Delay, Defer or Prevent a Merger, Equity Offering, Takeover or Other Business Combination Involving the Company

With its 44.94 percent stake, the Company is currently DNO's largest shareholder. An acquisition by a Company shareholder or a third party, alone or together with its close associates, of shares in the Company representing more than 50 percent of the votes in the Company, will trigger on the acquirer an obligation to make a mandatory offer on the remaining shares in DNO. Such a mandatory offer obligation could delay, deter or prevent a merger, equity offering, takeover or other business combination involving the Company. Moreover, any person acting in concert with the Company to purchase additional shares directly in DNO will trigger an obligation to make a mandatory offer on the remaining shares in DNO.

15. Auditors

The Audit Committee's Report is included in this Annual Report and details the Board of Directors' activities regarding the Company's Auditors.

The Board of Directors ensures that the Company's Auditors submit the main features of the plan for the audit of the Company to the Audit Committee for approval each year.

The Auditors participate in at least two meetings of the Audit Committee: one that addresses their audit plan and one at which they report the results of their audit of the annual accounts. They also attend a portion of one meeting of the Board of Directors with an opportunity to address the members. The Auditors report on any material changes in the Company's accounting principles and key aspects of the audit, including any key audit matters and areas of judgement and estimation, and their conclusions thereon. They also report on matters on which there has been disagreement between the Auditors and the executive management of the Company.

The Auditors annually report to the Audit Committee any observations regarding the Company's internal control procedures, including any identified weaknesses and proposed improvements, which come to their attention during the audit.

The Board of Directors, through its Audit Committee, holds a meeting with the Auditors at least once a year at which no representative of executive management of the Company is present. If the Audit Committee deems it appropriate, or there is disagreement with the Audit Committee, the Board of Directors holds a meeting with the Auditors without the presence of executive management other than the Executive Chairman of the Board of Directors.

The Audit Committee has specified that executive management can use the Auditors for specific assignments other than auditing only with the approval of the Audit Committee.

The Audit Committee's Report contains the remuneration paid to the Auditors, including details of the fee paid for auditing work and any fees paid for other specific assignments.

Composition of the Board of Directors

The Company's Board of Directors has five members:

- Bijan Mossavar-Rahmani (Executive Chairman);
- Amir Ali Handjani;
- Ahmed Jamal Jawa;
- Bjørn Dale; and
- Sultan Al Ghurair

All the members of the Company's Board of Directors were elected for terms that will expire at the 2022 Annual General Meeting.



Bijan Mossavar-Rahmani

Executive Chairman

Mr. Mossavar-Rahmani has been Executive Chairman of the Board of Directors since the Company's founding in June 2013, having served as Executive Chairman of the Board of Directors and Chief Executive Officer of RAK Petroleum PCL since May 2010. His role as Executive Chairman of the Company encompasses the management responsibilities of the Chief Executive Officer, including oversight of the Company's strategy and operations.

Mr. Mossavar-Rahmani also holds the position of Executive Chairman of the DNO Board of Directors and Chairman of the Foxtrot International Board of Directors.

In addition to his industry positions, Mr. Mossavar-Rahmani is active in philanthropy, education and the arts. He is a member of Harvard University's Global Advisory Council and Trustee of the New York Metropolitan Museum of Art where he chairs the audit committee. He has published more than 10 books on global energy markets and was decorated *Commandeur de l'Ordre National de la Côte d'Ivoire* for services to the energy sector of that country. He is a graduate of Princeton (AB) and Harvard Universities (MPA). Mr. Mossavar-Rahmani is a U.S. citizen and resides in the United States.



Amir Ali Handjani

Director

Mr. Handjani has been a member of the Board of Directors since 2013, having served as a member of the RAK Petroleum PCL Board of Directors since 2010 and also as its General Counsel from 2006 to 2010. Mr. Handjani holds a B.A. degree from Boston College and a Juris Doctor degree from the Northeastern University Law School. He is a member of the District of Columbia and New Jersey Bar Associations. Mr. Handjani is a U.S. citizen and resides in the United Arab Emirates.



Ahmed Jamal Jawa

Director

Mr. Jawa became a member of the Board of Directors at the time of listing, having served as a member of the RAK Petroleum PCL Board of Directors since 2009. He serves as chairman, chief executive officer and president of Starling Holding Ltd, a family office and a global investment group that deals with private equity and direct investments worldwide.

Mr. Jawa serves on the board of Emaar Properties and is the chairman of its investment committee and member of its risk committee and was elected its vice chairman in December 2020. He is chairman of Emaar Turkey and a board member of Emaar Misr in Egypt where he is chairman of the audit committee and a member of its investment committee. Mr. Jawa also serves on the board of Emaar; The Economic City in Saudi Arabia where he is a member of the nomination & remuneration committees. Mr. Jawa is also a board member of Emaar Development, publicly traded on the Dubai financial market, and is a member of the investment and nomination committees.

He has been recognised as one of the 'Global Leaders of Tomorrow' by the World Economic Forum in Davos. Mr. Jawa holds a Masters in Business Administration and a Bachelor of Science in Business Administration, both from the University of San Francisco. Mr. Jawa is a Saudi Arabian citizen and resides in the United Arab Emirates.



Bjørn Dale

Director

Mr. Dale is the Managing Director of DNO. Mr. Dale holds a Master of Law degree from the University of Oslo and an Executive Master of Business Administration degree in financial management from the Stockholm School of Economics. Mr. Dale joined the Board of Directors in 2015. Mr. Dale is a citizen and resident of Norway.



Sultan Al Ghurair

Director

Mr. Al Ghurair became a member of the Board of Directors in June 2016. He is a member of the board of directors of Al Ghurair Investment LLC, one of the largest diversified industrial enterprises in the Middle East. An experienced oil and gas and finance executive, he serves as chief executive officer of Al Ghurair Energy DMCC, vice chairman of Libyan Emirates Refinery Company and a director of Pakistan-based TransAsia Refinery Ltd. Mr. Al Ghurair is also a director of Abdulla Al Ghurair Holding and of Mashreq Bank, where he is a member of the audit committee. He holds a finance degree from Suffolk University in the United States. He is a citizen and resident of the United Arab Emirates.

The Company's registered office address at Highdown House, Yeoman Way, Worthing, West Sussex, BN99 3HH, United Kingdom, serves as the business address (service address) for the members of the Board of Directors in relation to their directorships of the Company.

The Company believes that Messrs. Jawa, Handjani and Al Ghurair are independent of the Company's executive management and material business contacts and of the Company's major shareholders.

Directors' Indemnities

The Company entered into agreements with each of the members of the Board of Directors and each member of executive management identified below which provide them with broad indemnity, including defence costs, against third party claims. In addition, the Company maintains Directors and Officers Liability Insurance that provides broad protection to the members of the Board of Directors and executive management of the Company.

The Company has no pension scheme for which any of the Directors serve as trustee. As such, there are no agreements or arrangements indemnifying any Director of the Company against liability incurred in connection with the Director's activities as trustee of any such scheme.

Conduct of Business

Dividends and Dividend Policy

The Company's objective is to generate competitive total returns for its shareholders. The Company's dividend policy is balanced between adequate cash reserves, growth opportunities for the Company, financial flexibility, appropriate debt levels, capital appreciation in the Company's shares and cash returns for shareholders.

Declaration and payment of a dividend by the Company requires shareholder approval by ordinary resolution and cannot exceed any recommendation by the Board of Directors. The level of dividends, if any, recommended by the Board of Directors is guided by cash available, current earnings, market prospects, current and future capital expenditure commitments, financing obligations and availability and investment opportunities. In deciding whether to propose a dividend and in determining the dividend amount (or of any other distribution or share buyback), the Board of Directors considers legal restrictions regarding the distribution of dividends as governed by its Articles of Association and the Companies Act.

Since the Company was incorporated on 17 June 2013 no dividends have been distributed to the Company's shareholders and there is no assurance that a dividend will be proposed or declared in any year. At the date of this report, the Company has never declared any dividends and the Board of Directors has not proposed any dividend for 2020 or 2021.

However, the Company distributed to shareholders approximately USD 30 million by means of two Class A Share buybacks that completed on 4 February 2019 and 2 May 2019. These buybacks were conducted as a reverse Dutch auction treating all shareholders equally and resulted in the purchase and cancellation of 15,683,333 Class A Shares. The Company considers that there are various material considerations as to whether a distribution of capital by share buyback is preferable to payment of dividends and these considerations change over time.

The DNO Board of Directors assesses on an annual basis whether dividend payments to DNO shareholders should be proposed for approval at DNO's Annual General Meeting. This assessment is based on planned capital expenditure, cash flow projections and DNO's objective of maintaining a strong credit profile and robust capital ratios.

The Company has received a total of four dividend payments from DNO since 2018, including one in 2021. There can be no guarantee as to whether DNO will issue any dividends in the future. Payment of a dividend by DNO is a material factor in the Board of Directors' consideration whether to recommend that the Company pay a dividend or otherwise distribute further capital to the shareholders.

Anti-Corruption Policy and Manual

The Board of Directors believes that it is essential that the Company uphold the highest standards of conduct. The Company is committed to operate in accordance with ethical, responsible and sound business principles and comply with all applicable laws and regulations. The Company specifically does not permit or tolerate engaging in any form of corruption or bribery. To this end, the Board of Directors on 24 September 2014 adopted an Anti-Corruption Policy and an Anti-Corruption Manual that explains and elaborates the content and implications of the Company's policies in relation to anti-corruption and anti-bribery matters. DNO enforces its own anti-corruption policy. DNO has a policy of zero tolerance for corruption, bribery and other illegal or inappropriate business conduct. DNO adheres to a

strict and comprehensive conflict of interest policy, trade sanctions and other policies focused around a code of conduct to ensure regulatory and company expectations are met. A whistleblowing procedure is also in place.

Insider Trading Policy

The Company strictly prohibits trading of its shares while in possession of inside information and to that end the Board of Directors in September 2014 adopted an Insider Trading Policy that establishes general rules and procedures to assist the Company and the insiders in complying with the applicable legislation regarding insider trading and to prevent acts or omissions which may expose the insiders or the Company to criticism or undermine the general trust in the Company or its shares. DNO enforces its own insider trading policy.

Audit Committee

The Company has, in line with the recommendations in the Code, appointed, with effect from the first day of listing, an Audit Committee consisting today of three members: Messrs. Jawa (chairman), Handjani and Dale. The members of the Audit Committee will serve while they remain members of the Board of Directors, or until the Executive Chairman of the Board of Directors decides otherwise or they wish to retire.

The primary purpose of the Audit Committee is to assist the Board of Directors with the discharge of its responsibilities in relation to financial reporting, including reviewing the Company's annual Consolidated and Parent Company Financial Statements and half-year Consolidated Financial Statements and accounting policies, external audits and internal controls, reviewing and monitoring the scope of the annual audit and the extent of the non-audit work undertaken by external auditors, advising on the appointment of external auditors and reviewing the effectiveness of the internal controls and anti-fraud systems in place within the Company. The Audit Committee met in 2021 to review and approve the proposed audit plan and then to review the Company's Consolidated and Parent Company Financial Statements for the period ending 31 December 2020 and

the processes and procedures involved with the Company's finances, met with the Company's Auditors independently of executive management and issued its report with regard to those Consolidated and Parent Company Financial Statements. It also reviewed the Company's unaudited half-year Consolidated Financial Statements. The Audit Committee also met in December 2021 to review and approve the proposed audit plan and in March 2022 to review the Company's proposed Consolidated and Parent Company Financial Statements for the period ending 31 December 2021 and the processes and procedures involved with the Company's finances, met with the Company's Auditors independently of executive management and issued its report with regard to those Consolidated and Parent Company Financial Statements.

The Audit Committee's Report for the period ending 31 December 2021 appears on pages 33 to 35 of this Annual Report.

Remuneration Committee

Pursuant to the Company's Articles of Association, the Board of Directors established a Remuneration Committee with two members, currently currently Messrs. Mossavar-Rahmani and Mr. Al Ghurair. The Remuneration Committee met in 2021 to prepare the Remuneration Report for 2020, which was approved by vote of the shareholders at the 2021 Annual General Meeting of the Company. The Remuneration Committee also met in 2021 with regard to the salaries of executive management and the potential award of bonuses to executive management for 2021 and again in 2022 to prepare the 2021 Remuneration Report, which appears after this Directors' Report. Both members attended these meetings. The Remuneration Committee's report for 2021 appears on pages 36 to 41 of this Annual Report.

Compliance with the Corporate Governance Code

The Company's corporate governance regime follows the specific provisions of the Code with the following exceptions:

Deviation from section 5: “Shares and Negotiability”. As described above, the Company has three classes of voting shares. The Class A Shares are listed on the Oslo Børs and are freely tradeable. There are restrictions on trading and ownership of the Company’s Restricted Class A Shares and Class B Shares as described above under “Share Capital.” There are no limits on voting the Restricted Class A Shares and Class B Shares. These limitations were adopted in connection with the Company’s 2014 Initial Public Offering and the desire to implement trading restrictions on existing shareholders during a six-month period following the listing. Owners of Restricted Class A Shares may request release of the restrictions, which results in cancellation of the associated Class B Shares.

Deviation from section 8: “Corporate Assembly and Board of Directors’ Composition and Independence”. The Executive Chairman of the Board of Directors, Mr. Mossavar-Rahmani, has served actively in executive management of the Company since inception and is compensated accordingly, including with share awards under the LTIP. In addition, he is the chairman of the Remuneration Committee and will in that position influence the remuneration received by other members of executive management. It is customary United Kingdom practice for public limited companies such as the Company to have both non-executive and executive directors. Mr. Mossavar-Rahmani holds more than 24 percent of the shares and more than 36 percent of the voting interests in the Company. He is an experienced executive who has served as chairman or chief executive officer of multiple international oil and gas companies for the past 30 years. He was previously Chairman of the Board of Directors and Chief Executive Officer of RAK Petroleum PCL and intimately familiar with its activities and stakeholders, and as Executive Chairman of the Board of Directors of DNO and Chairman of Foxtrot International he is similarly intimately familiar with the operations of both principal assets of the Group. He is therefore uniquely qualified to lead the executive team managing these investments. It is also natural and appropriate -- even expected -- for him to chair the Board of Directors, as he has by far the largest financial stake in its considerations and decisions. Because of his shareholding, there is no danger that as a member of both executive management and the Board of Directors he will not protect and promote the interests of the shareholders. That is his primary interest.

Deviation from section 6: “General Meetings”. As is common for public limited companies established under English law, the Articles of Association of the Company provide that the Chairman of the Board of Directors shall, as a general rule, chair the Annual General Meetings. Directors are not required to attend Annual General Meetings as there has never been an occasion justifying that expense.

Deviation from section 7: “Nomination Committee”. The chairman of the Nomination Committee, Mr. Mossavar-Rahmani, is a member of the Board of Directors and of executive management and may offer himself for re-election to the Board of Directors. The reasons supporting this are set forth above.

Executive Management

The members of the Company’s executive management and their shareholdings at the date of this report are:

<i>Name and position</i>	<i>Nature of interest</i>	<i>Shares held² at 29 March 2022</i>
Bijan Mossavar-Rahmani ³ Executive Chairman Employed since 2008	Class A Shares	12,801,236
	Restricted Class A Shares	63,030,824
	Class B Shares	63,030,824
		(36.88 percent of votes)
Kevin J. Toner Managing Director and General Counsel Employed since 2013	Class A Shares	29,500
	Restricted Class A Shares	265,500
	Class B Shares	265,500
		(0.15 percent of votes)
Shelley M. Watson Chief Operating Officer and Chief Financial Officer Employed since 2017	Class A Shares	358,214
	Restricted Class A Shares	-
	Class B Shares	-
		(0.06 percent of votes)
Lisa K. McPhillips Chief of Staff and Deputy General Counsel Employed since 2018	Class A Shares	-
	Restricted Class A Shares	-
	Class B Shares	-
		(0.00 percent of votes)

² Includes shares held by a Special Purpose Vehicle.

³ Shares shown for Mr. Mossavar-Rahmani are owned and controlled indirectly through RAKP Holdings Limited (Holdings). Each share in Holdings mirrors, is exchangeable into and gives the holder the right to control the voting of a corresponding share in RAKP. In addition to shares he owns in Holdings, Mr. Mossavar-Rahmani has voting control over 12,801,236 Class A Shares, 7,198,764 Restricted Class A Shares and 7,198,764 Class B Shares in Holdings held by BM-R Holdings LLC, a Delaware LLC 100% owned by him (BM-RHLLC). As announced on 8 February 2022, it is contemplated that BM-RHLLC will gift 70-80% of its interests to trusts for the benefit of Mr. Mossavar-Rahmani’s descendants. Mr. Mossavar-Rahmani will retain voting control over those shares through arrangements with BM-RHLLC.

The Company's registered office address at Highdown House, Yeoman Way, Worthing, West Sussex, BN99 3HH, United Kingdom, serves as the business address (service address) for the members of executive management in relation to their employment with the Company.

Brief Biographies of the Members of Executive Management

Bijan Mossavar-Rahmani

Executive Chairman

See information page 25



Kevin J. Toner

Managing Director and General Counsel

Mr. Toner became a senior strategic advisor to RAK Petroleum PCL before it began acquiring shares in DNO in October 2009. He joined RAK Petroleum PCL as General Counsel in August 2013. He previously practiced law in the United States for more than 25 years and was recognised as one of New York City's Super Lawyers from 2006-2011. Most recently he was a partner at the US law firm of Patton Boggs, where he was co-head of the antitrust practice. Prior to that, Mr. Toner was a co-founding partner of the New York office of Heller Ehrman LLP, where he served in various management roles including co-head of the litigation department. Mr. Toner's practice focused on representing boards, board committees, executive management and institutions in matters regarding corporate governance, complex commercial disputes, antitrust and securities litigation and internal investigations. He has been a member of the executive committee of the antitrust section of the New York State Bar Association. Mr. Toner earned a B.S.E. in mechanical and aerospace engineering from Princeton University (1974) and his law degree, magna cum laude, from Fordham University School of Law (1986), where he graduated first in his class.



Shelley M. Watson

Chief Operating Officer and Chief Financial Officer

Ms. Watson joined the Company as Chief Operating Officer as of 1 February 2017 and Chief Financial Officer as of 1 May 2017.

Ms. Watson has extensive experience in the oil and gas industry in the Middle East, most recently as the General Manager of the Company's predecessor, RAK Petroleum PCL, until the summer of 2014. She joined RAK Petroleum PCL as Group Commercial Director in 2007 and previously held commercial and operational management roles with Novus Petroleum and Indago Petroleum. Ms. Watson holds a First Class Honours degree in chemical engineering and a Bachelor of Commerce degree from the University of Melbourne.

Additional directorships or management positions during the last five years: Board of Directors of DNO ASA and member of its Audit Committee (since 2010) and its HSSE Committee (since 2020).

Attendance at Board and Committee Meetings

The Company's Board of Directors met twice during 2021. All Directors attended each of the Company's Board of Directors meetings in 2021. The Remuneration Committee met twice in 2021 and all members attended. The work of the Audit Committee is described in its accompanying report.

Charitable Donations

The Company made no charitable donations during 2021.

Political Donations

Although authorised to do so under certain circumstances, neither the Company nor any of its wholly-owned subsidiaries made any political donations during 2021. Neither of the Investment Entities made any political donations during 2021.

Important Events and Developments Since the End of the Financial Year

The events and developments since 31 December 2021 which the Board of Directors believes were important to the Company's business are detailed in the Strategic Report above in Section I.

Likely Future Developments Affecting the Company's Business

The likely future developments that may affect the Company's business are discussed in the Strategic Report above in Section I.

Financial Risk Management Objectives and Policies

The Company, and the Investment Entities, do not generally use hedging strategies that limit the exposure to price movements except in limited cases and, as a general matter, do not regard their mandate as encompassing hedging out of the risks associated with oil and gas investments.

Exposure to Price Risk, Credit Risk, Liquidity Risk and Cash Flow Risk

The Company's activities and those of its Investment Entities expose it to a variety of financial risks. The Company's Board of Directors provides certain guidance in managing such risks, particularly as relates to credit and liquidity risk. All material borrowing arrangements require approval from the Board of Directors and the Company and its Investment Entities do not currently use any derivative financial instruments to manage financial risks. The key financial risks and the Group's major exposures are as detailed in Note 27 to

the Consolidated and Parent Company Financial Statements.

Going Concern Treatment

Taking account of the Group's present position and principal risks, the Board of Directors has a reasonable expectation that the Group and the Company will be able to continue in operation and meet their liabilities as they fall due for the period at least 12 months following approval of the Consolidated and Parent Company Financial Statements. In forming this conclusion, the Board of Directors considered the 15-month period to June 2023.

The Company acts as a holding company and currently holds interests in two oil and gas companies (the "Investment Entities"): DNO ASA ("DNO") and Foxtrot International LDC ("Foxtrot International"). At 29 March 2022, the Company indirectly owned 44.94 percent of the total outstanding shares of DNO and indirectly owned 33.33 percent of Foxtrot International. The Company and its wholly-owned subsidiaries have no direct production or expenditure in oil and gas assets. All production and expenditure in oil and gas assets is carried out through the Investment Entities, DNO and Foxtrot International. DNO is a Norwegian exploration and production company listed on the Oslo Børs (Oslo Stock Exchange). The Company is one of many shareholders and has no obligation to fund DNO's activities and expenditures. DNO has in place debt facilities and would be expected to be able to access funds if necessary through the usual suite of capital raising options available to any listed company. Foxtrot International is a privately-held company with two shareholders responsible for funding any expenditure requirements not covered by revenue generated in its operations. Foxtrot International sends monthly dividend payments from revenue generated from the sale of gas, oil and condensates and sends monthly cash calls to fund anticipated expenditure. Foxtrot is accounted for as a Joint Venture using

the equity method of accounting. DNO is accounted for as a subsidiary due to the application of IFRS 10 regarding de-facto control, even though the Company is treated equally to other DNO shareholders and has no obligation to fund DNO's expenditures.

Reflecting that the DNO Group is only consolidated as a result of de-facto control, in assessing the Group's going concern the Board of Directors made separate consideration of the DNO Group and the Company, its wholly-owned subsidiaries and investment in Foxtrot International.

Company, wholly-owned subsidiaries and investment in Foxtrot International
The Board of Directors conducted a review for the period up to end June 2023 for the cash flow of the Company, its wholly-owned subsidiaries and investment in Foxtrot International.

In making its determination, the Board of Directors considered (i) the approved budget for 2022 expenditures at Foxtrot International and expectations of expenditures over the remainder of the forecast period, (ii) forecasted cash flows from Foxtrot International, (iii) forecasted general and administrative expenses for the Company and its wholly-owned subsidiaries and (vi) the likelihood of DNO dividends. In this regard, the Company benefits from Foxtrot International cash flows that are not substantially dependent upon world oil prices.

The underlying assumptions were stress tested and reviewed in the context of the Group's liquidity and the principal risks of the regions and industry in which it operates and with regard to the risks set out in the Principal Risks section above. No dividends are assumed from DNO in the base case or stress testing analysis. Reduced dividend revenue from Foxtrot International was analysed at a level of 25 percent, 50 percent and 100 percent reduction and opportunities for the reduction of expenditure were considered.

The Board of Directors noted that the liquidity of the Company, wholly-owned subsidiaries and investment in Foxtrot International is not reduced to nil unless there is an extreme, and highly unlikely, reduction in dividend income from Foxtrot International throughout the period to June 2023, with no mitigations being implemented.

DNO Group

The Board of Directors noted that for the purposes of the DNO Annual Report and Accounts published on 17 March 2022, the DNO Board of Directors concluded after their own analysis that the going concern basis of preparation was warranted for DNO and took note of (i) DNO's exceptionally low reported lifting costs in Kurdistan, (ii) financing arrangements that DNO has in place (iii) DNO's substantial proven and probable producing oil reserves under existing arrangements that permit cash flow generation covering the forecast period, (iv) the significant improvement in oil and gas prices, (v) the build-up of DNO's cash balance and (vi) DNO's ability to reduce investment expenditure. The Board of Directors noted that the period covered for DNO's assessment was to 31 December 2022. This period has subsequently been extended for the purposes of the Company's going concern assessment.

For the Consolidated Financial Statements of the Group, the going concern assessment for the DNO Group was reviewed in detail by the Board of Directors for the period up to end June 2023. A base case Brent oil price of USD 65 per barrel was assumed. Stress testing of the cash flows was carried out at varying Brent oil price assumptions (USD 45 per barrel and USD 85 pence per therm) without modelling the benefits of identified mitigation actions. The bond covenants and reserves-based lending covenants were also reviewed with forecast minimum cash, equity and EBITDAX (earnings before interest, tax, depreciation, amortisation and

exploration expense) compared to the covenant limits throughout the going concern time period under the base case and stress test cases. The EBITDAX covenant is most sensitive to a severe reduction in oil prices but this covenant is not breached in the above cases, without requiring mitigating actions.

In reviewing the DNO assessment of going concern the Board of Directors continued to monitor the uncertainty caused by the Covid-19 pandemic and its effect on the global economy, while also noting the gradual easing of restrictions since the reporting date. The Board of Directors also noted the consideration of the possible future impacts of climate-change initiatives. In addition, the Board of Directors assessed the 15 February 2022 ruling by the Federal Supreme Court of Iraq ("FSCI") on the Kurdistan Regional Government's ("KRG") constitutional rights and powers as regards oil and gas as further detailed under Critical Accounting Judgements and Estimates, Risks Associated with Operating in Kurdistan on page 91. It is currently not clear how this ruling will be followed up. To date there has been no effect on operations but any development will be closely monitored. In assessing the effect on going concern, the Board of Directors considered the potential effect of a significant interruption in the settlement of receivables from the KRG. Were such an interruption to arise, the Board of Directors would expect DNO to reassess the levels of capital investment at the Tawke and Baeshiq licences as it did during the initial stages of the Covid-19 pandemic.

Based on their assessment of this analysis, the Board of Directors has a reasonable expectation that the DNO Group will be able to continue in operation and manage its liabilities as these fall due over the forecast period to June 2023. The Board of Directors noted DNO's current cash balance when reaching its going concern conclusion.

Conclusion for the Group and Company

Based on the assessment described above, the Board of Directors has a reasonable expectation that the Group and the Company will be able to continue in operation and meet their liabilities for a period of at least 12 months, having assessed forecasts for the 15-month period to June 2023.

Research and Development Activities

The Company does not engage in meaningful research and development activities.

Existence of Branches Outside the United Kingdom

During 2021, the Company had no branches outside the United Kingdom within the meaning of the Companies Act.

Greenhouse Gas Emissions

The Company does not combust fuel or operate facilities that directly emit greenhouse gases, nor is it responsible for facilities that do so using the financial control approach to account for Greenhouse Gas Emissions ("GGE"). During 2021, the Company had no owned transport vehicles. During 2021 the Company rented office spaces in Dubai, Ras Al Khaimah and Sydney. It was responsible and billed separately for electricity consumption in Dubai, but not Ras Al Khaimah or Sydney. Thus, the Company's only GGE are indirect emissions based on its level of electricity consumption. Based on its consumption and emission data provided in its monthly bills by the Dubai Electricity & Water Authority, the Company's cumulative 2021 GGE and kWh usage in the Dubai office was 500 kg of CO₂ and 1,200 kWh (2020: 558 kg of CO₂ and 1,200 kWh).

In light of these circumstances, the Company cannot say with clarity or certainty the most meaningful intensity

ratio to be used for assessment of its performance. Expressed as a function of the Number of Relevant Employees using the office with measured GGE, the Intensity ratio is:

2020: 0.1 tonnes/1 = 0.1T/Relevant Employee.

2021: 0.1 tonnes/1 = 0.1T/Relevant Employee.

Given the limited scope of GGE for which the Company is responsible, the Board of Directors does not believe that GGE disclosures are meaningful or material.

During 2021 DNO had greenhouse gas emissions of 426,109 tonnes of CO₂ equivalent, compared to 422,643 tonnes in 2020. DNO's greenhouse gas emissions in 2021 were categorised as 424,040 tonnes of CO₂ equivalent in Scope 1, 342 tonnes of CO₂ equivalent in Scope 2 and 1,726 tonnes of CO₂ equivalent in Scope 3. In 2021 Foxtrot International had greenhouse gas emissions of 38,240 tonnes of CO₂ equivalent, compared to 43,674 tonnes of CO₂ equivalent in 2020.

Disclosure of Information to the Auditors

So far as each Director is aware, there is no relevant material information of which the Company's Auditors are unaware. Each Director has taken all steps that ought to have been taken as a Director to make himself aware of any relevant material audit information and to establish that Ernst & Young LLP are aware of that information.

Auditors

The Company anticipates that a resolution to reappoint Ernst & Young

LLP as Auditors will be put to the shareholders at the 2022 Annual General Meeting. Various matters regarding the Auditors and their compensation are included in the accompanying Audit Committee Report.

For and on behalf of the Board of Directors

BIJAN MOSSAVAR-RAHMANI

Bijan Mossavar-Rahmani
Executive Chairman of the Board of Directors

31 March 2022

III. Audit Committee Report

The Audit Committee of RAK Petroleum plc (“RAK Petroleum” or the “Company”) was established upon the listing of the Company and now includes three members: Ahmed Jawa, Amir Ali Handjani and Bjørn Dale. Mr. Jawa, the Audit Committee’s chairman, has relevant financial experience, including service on the audit committees of other publicly listed corporate entities. None of the members are presently involved in the management of the Company, and at least two of the members are independent of the Company and its executive management.

The Board of Directors adopted detailed terms of reference in 2014 that set out the Audit Committee’s areas of responsibility and authority. A copy of those terms of reference is available on the Company’s website.

The Audit Committee monitors the integrity of the financial statements of the Company and the Group, including its annual and half-yearly reports and any other formal announcement relating to its financial performance. In particular, the Audit Committee reviews and challenges, if necessary:

- The consistency of, and any changes to, significant accounting policies both on a year-on-year basis and across the Company and the Group;
- The methods used to account for significant or unusual transactions where different approaches are possible;
- Whether the Company and the Group has followed appropriate accounting standards and made appropriate estimates and judgements, taking into account the views of the external Auditors;
- The clarity and completeness of disclosure in the Company’s financial reports and the context in which statements are made; and
- All material information presented with the Consolidated and Parent Company Financial Statements, such as the business review and the corporate governance statements relating to the audit and to risk management.

If the Audit Committee is not satisfied with any aspect of the proposed financial reporting by the Company, it shall report its views to the Board of Directors and in appropriate cases, in the Annual Report.

The Audit Committee relies on information and support from the Company’s executive management to enable it to carry out its responsibilities. In addition, its terms of reference authorise the Audit Committee to obtain information from any employee of the Company and to engage and obtain advice from independent advisers at the Company’s expense, if the Audit Committee determines that is necessary or appropriate.

The Audit Committee met in January 2021 to review and approve the proposed audit plan and scope for the audit of the Consolidated and Parent Company Financial Statements for the year ended 31 December 2020 and in March 2021 to review, among other tasks, the adequacy of the proposed 2020 Consolidated and Parent Company Financial Statements, proposed disclosures in the Annual Report and the processes and procedures by which these were generated and audited and to review the reporting of the Auditors on their audit. All members attended all meetings. In September 2021 the Audit Committee also reviewed and approved the Consolidated Financial Statements included in the Company’s Half-Year Report, along with the other members of the Board of Directors. All members attended. The Audit Committee met again in December 2021 to review and approve the proposed audit plan and scope and in March 2022 to review the adequacy of the proposed 2021 Consolidated and Parent Company Financial Statements, proposed disclosures in the 2021 Annual Report and the processes and procedures by which these were generated and audited and to review the reporting of the Auditors on their audit. All members attended all meetings, as did representatives of the Company’s Auditors and executive management. In March 2022 the Audit Committee met with the Auditors both with and outside the presence of executive management.

Significant Issues in Relation to the Consolidated and Parent Company Financial Statements

The significant issues considered and addressed by the Audit Committee in relation to the 2021 Consolidated and Parent Company Financial Statements were:

- The Audit Committee reviewed the Company's treatment of DNO ASA ("DNO") as a controlled subsidiary and its conclusion that based on all the facts and circumstances the Company has de facto control over DNO, as defined by IFRS 10. As set forth in Notes 2 and 3 of the Consolidated and Parent Company Financial Statements for the year ended 31 December 2016, the decision to account for the Group's interest in DNO using the equity method was a matter of critical and significant judgement. Upon re-examination of the factors that influenced these decisions and following discussion with a Review Group of the Financial Reporting Council, the Company decided that DNO's financial results should be consolidated as a subsidiary in the Group's Annual Report for the year ended 31 December 2017. Following a further review, the Audit Committee was satisfied that this accounting treatment adopted by the Group remains appropriate. As required by IFRS 10, the Audit Committee will continue to monitor the Company's judgement in this regard on a regular basis.
- With respect to impairment testing of the Company's investments in the Investment Entities, the Audit Committee reviewed the reported value of the principal assets of the Group as part of the year-end process. The Audit Committee reviewed, assessed and tested executive management's judgements regarding the assessment of impairment of assets, including oil and gas assets and goodwill and discussed and

considered the Auditors' views on the issues. Following the review, the Audit Committee was satisfied that the Group had not made an impairment adjustment to the value of its investment in DNO and had not made an impairment adjustment to the value of its investment in Mondoil Enterprises LLC and that the assets are otherwise appropriately reported.

- The Audit Committee also examined and reviewed the basis for the going concern treatment adopted in the Consolidated and Parent Company Financial Statements in the 2021 Directors' Report and concluded that the Company's going concern conclusion was well supported and appropriate.
- The Audit Committee reviewed the audited and published financial statements of DNO with particular reference to the impairment review of the principal assets as part of the year-end process, the revenue recognition criteria for revenue received from the Kurdistan region of Iraq, the treatment of the receivable owed to DNO by the Kurdistan Regional Government and DNO's going concern conclusion. The Company reviewed DNO's analysis and conclusions regarding the above key audit matters and presented its own conclusions to the Audit Committee. Although the Audit Committee does not have access to internal DNO documents in its assessment of the DNO financial statements, it adopted procedures in conjunction with DNO seeking to ensure that it and the other members of the Board of Directors have an adequate basis on which to fulfil their reporting responsibilities regarding DNO. Shelley Watson, the Company's Chief Operating Officer and Chief Financial Officer, is a member of the DNO Board of Directors and its audit committee, Bijan Mossavar-Rahmani, the Company's Executive Chairman, is Executive Chairman of DNO and Bjørn Dale, a member

of the Audit Committee, is Managing Director of DNO. In that respect, the Audit Committee relies heavily on representations of Ms. Watson and Messrs. Mossavar-Rahmani and Dale and the work of the Company's Auditors (who have access to certain DNO internal financial information) to ensure that it has an adequate basis for reliance on the audited financial statements of DNO.

Internal Audit Function

As part of its year-end review process, the Audit Committee again assessed whether the Company should create a dedicated internal audit function. Because of the nature of its business, the principal financial results of the Company occur at the Investment Entity level. To a great extent, preparation of the Consolidated and Parent Company Financial Statements involves appropriate reporting of the results of the Investment Entities, which are subject to their own internal controls. The incorporation of those results into the Consolidated and Parent Company Financial Statements is subject to internal scrutiny as well as annual external audit and the Company's Auditors review practices and procedures at the Investment Entities to assess reliability. Executive management is personally involved in the appropriate treatment of any material transactions at the Company level and that treatment is also subject to annual external audit. Because there is annual external audit of all the matters most material to the Consolidated and Parent Company Financial Statements and given the small number of employees and the relatively small scale of operations at the Company level, the Audit Committee has concluded that the current arrangement is appropriate and a cost/benefit analysis does not support the need for a dedicated internal audit function at this time. During 2017, the Company updated its internal controls processes which incorporates a level of independent monitoring of activities within the existing finance staff. The Audit Committee will regularly review this assessment. DNO has a full-time internal auditor monitoring the controls procedures and processes

within DNO and carrying out internal audits as determined by DNO's audit committee and executive management.

Assessment of the External Audit Process

The Company's Auditors for 2021 were Ernst & Young LLP (London) assisted by Ernst & Young entities resident in other locations where the Investment Entities are headquartered. Ernst & Young LLP has audited the Company since 2014.

The Audit Committee met with Ernst & Young LLP both with executive management and outside the presence of executive management and sought to assure itself that:

- The audit plan was designed and adequate to assure there are no material misstatements in the Consolidated and Parent Company Financial Statements;
- Executive management has fully cooperated with Ernst & Young LLP in implementing the audit plan;
- Ernst & Young LLP had received adequate cooperation from the relevant financial reporting functions of each of the Investment Entities;
- Ernst & Young LLP has the requisite expertise, experience, qualifications and resources to complete the audit;
- All material accounting issues had been resolved to the satisfaction of Ernst & Young LLP;
- Ernst & Young LLP had the opportunity to advise of any deficiencies in the Company's internal processes;
- Ernst & Young LLP was objective and independent from executive management of the Company and any non-audit services provided by Ernst & Young LLP or its network of firms to the Company or the Investment Entities were not such as would compromise its independence.

The Company paid fees of USD 1.1 million to Ernst & Young LLP and its international affiliates in 2021 for services related to the audit period ended 31 December 2020, further details of which can be found in the Notes to the Consolidated and Parent Company Financial Statements in Section VII.

Generally, non-audit services have been limited to services closely connected to the external audit or to projects that require a detailed understanding of the Company's finances (e.g., accounting matters for the listing prospectus, taxation, company structuring). The Audit Committee adopted a policy that any material non-audit services to be provided by Ernst & Young LLP or its network of firms to the Company or its wholly-owned subsidiaries require the approval of the Audit Committee. In addition, any non-audit service to be carried out by DNO's auditors for DNO requires DNO to notify the Company's Audit Committee in advance.

The Audit Committee also conferred separately with executive management regarding the effectiveness and cooperation of Ernst & Young LLP. The Audit Committee concluded that (i) Ernst & Young LLP is objective and independent and has the requisite expertise, experience, qualifications and resources, (ii) Ernst & Young LLP's audit plans and procedures were adequate to assure that there are no material misstatements in the Consolidated and Parent Company Financial Statements, and (iii) Ernst & Young LLP should be reappointed as the Company's Auditors for 2022.

"Speak Up" Arrangements

The Audit Committee has direct access to all the members of executive management and has assured executive management of their ability to raise concerns, in confidence, about possible wrongdoing in financial reporting or other matters and the Audit Committee directed the General Counsel to assure other staff of that opportunity.

Other Compliance Issues

The Audit Committee inquired of the Company's General Counsel as to any reported matters involving wrongdoing or compliance or risk issues not otherwise addressed in the Consolidated and Parent Company Financial Statements and concluded these matters were adequately disclosed.

For and on behalf of the Audit Committee

AHMED JAMAL JAWA

Ahmed Jamal Jawa

Chairman of the Audit Committee

31 March 2022

IV. Directors' Remuneration Report

The Directors' Remuneration Policy of RAK Petroleum plc ("RAK Petroleum" or the "Company") was submitted to and approved by the shareholders for a three-year period in a binding vote at the 2015 Annual General Meeting held on 25 June 2015 and was effective from that date. It was resubmitted to shareholders and received their binding approval for an additional three-year period at the 2018 Annual General Meeting and was resubmitted to shareholders and received their binding approval for an additional three-year period at the 2021 Annual General Meeting. The Director's Remuneration Report for 2020 was approved by the shareholders at the 2021 Annual General Meeting and this Report for 2021 will be submitted to the shareholders for an advisory vote at the 2022 Annual General Meeting.

The Remuneration Committee

The Board of Directors established the Remuneration Committee in December 2014 as a preparatory and advisory committee to ensure thorough and independent preparation for decisions to be taken on remuneration-related policies and decisions.

Remuneration Philosophy

The Company's approach is to have a remuneration philosophy that is sufficiently flexible to enable it to pay appropriate remuneration packages such that suitable high-calibre individuals can be attracted and retained. Given the international environment in which the Company operates, it is essential that the approach to remuneration enables the Company to compete within the global oil and gas investment business. It is a policy of the Company to offer executive management competitive remuneration based on current market standards. Both cash and share-based incentive arrangements are linked to delivery of the Company's key goals. This will give the Company the best opportunity of delivering on its business strategy.

Overview of the Year

The Remuneration Committee decided to continue to hold salaries of executive management at the 2015 levels for 2022. The Remuneration Committee did not award any cash bonuses or other incentive compensation to executive management for the year 2021, as more fully described in the attached report.

Looking Forward

The following pages of this Remuneration Report contain the Company's remuneration policy and explain how that policy is implemented. The remuneration package is designed to incentivise executive management and the Company's employees to drive performance in line with the business strategy, and to align their interests with those of shareholders.

Directors' Remuneration Report

The yearly report on remuneration has been prepared in accordance with Part 3 of Schedule 8 to the Large and Medium-sized Companies and Groups (Accounts and Reports) Regulations 2008, as amended.

Items 2-3 and 5-8 of this Directors' Remuneration Report contain audited information.

In addition to the members of the Board of Directors, the Company has also included in this remuneration report the remuneration details of Kevin Toner, the Managing Director and General Counsel, Shelley Watson, the Chief Operating Officer and Chief Financial Officer and Lisa McPhillips, the Chief of Staff and Deputy General Counsel, to present a complete picture of the remuneration provided to executive management¹.

1. Remuneration Committee

The Remuneration Committee comprises Bijan Mossavar-Rahmani (chairman) and Sultan Al Ghurair.

The Remuneration Committee met in March 2021 to prepare and review the Remuneration Report for 2020, as published in the Annual Report and Accounts for 2020. Kevin Toner materially assisted the Remuneration Committee in preparation of that Remuneration Report but he did not participate in any discussions or deliberations concerning his own compensation.

The Remuneration Committee met in December 2021 and considered:

- The base salaries of executive management;
- Grants of cash bonuses or specific awards under the Long-Term Incentive Plan (the "LTIP"); and
- Remuneration policies and practices across the Company.

At that time, the Remuneration Committee decided to continue the freeze of base salaries at 2015 levels and to withhold the grant of any LTIP awards for 2021 in light of the Company's share price development.

The Remuneration Committee did not award any cash bonuses to executive management for 2021 performance.

The Remuneration Committee met in March 2022 to prepare and review this Remuneration Report for 2021. Mr. Toner materially assisted the Remuneration Committee in preparation of this Remuneration Report but he did not participate in any discussions or deliberations concerning his own compensation. All members attended all 2021 meetings of the Remuneration Committee.

2. Single Total Figure on Remuneration: Executive Management

The following table sets out the total remuneration for the Company's executive management for the years ended 31 December 2021 and 31 December 2020 expressed in USD.

Executive management	Financial year	Base salary (including fees)	Taxable benefits	Annual bonus	Long-term incentive plan	Pension related benefits	Total	Fixed remuneration	Variable remuneration
Bijan Mossavar-Rahmani	2021	1,728,800 ²	-	-	-	-	1,728,800	1,728,800	-
	2020	1,660,600 ³	-	-	-	-	1,660,600	1,660,600	-
Kevin J. Toner	2021	650,000	-	-	-	-	650,000	650,000	-
	2020	650,000	-	-	-	-	650,000	650,000	-
Shelley M. Watson	2021	450,000	42,750	-	-	-	492,750	492,750	-
	2020	450,000	42,750	-	-	-	492,750	492,750	-
Lisa K. McPhillips	2021	320,833 ⁴	24,680	-	-	-	345,513	345,513	-
	2020	350,000	-	-	-	-	350,000	350,000	-

Base salary (including fees) reflects total amount of salary and any fees paid to or receivable in the year in respect of qualifying services as a member of the Board of Directors or for other services (including service as Executive Chairman of DNO ASA ("DNO") and member of its board committees in the case for Mr. Mossavar-Rahmani). Taxable benefits reflect the gross value of all taxable benefits (or benefits that would be taxable in the United Kingdom if the individual was resident in the United Kingdom). Annual bonus reflects total amount of bonuses so paid or receivable for the financial year. No awards under the LTIP were granted in the reporting period or through the date of this report and are therefore not reported here.

The annual bonus and LTIP awards are considered as variable compensation because they vary from year-to-year and are at the discretion of the Remuneration Committee.

² Includes a base salary of USD 850,000 and Director's fees of USD 50,000 and Nomination Committee fees of USD 5,000 plus USD 828,800 in connection with Mr. Mossavar-Rahmani's service as the Executive Chairman of DNO and member of its board committees. The increase in DNO board member fees is due to exchange rate effects.

³ Includes a base salary of USD 850,000 and Director's fees of USD 50,000 and Nomination Committee fees of USD 5,000 plus USD 860,600 in connection with Mr. Mossavar-Rahmani's service as the Executive Chairman of DNO and member of its board committees.

⁴ Includes base salary until 1 December 2021 at which time Ms. McPhillips employment ceased.

Additional disclosures in respect of the single figure are shown in the table below.

2.1 Benefits

The Company did not offer pension entitlements to executive management in 2020 or 2021 except as required by employment law in the country of location of the employee. Nor did it offer benefits such as health cover, car or fuel allowance, taxable travel or relocation costs, except as set out below expressed in USD.

	2021	2020
Kevin J. Toner		
Health cover:	30,082	37,063
Life insurance premiums:	-	-
Shelley M. Watson		
Health cover:	9,232	8,111
Life insurance premiums:	2,480	1,851
Lisa K. McPhillips		
Health cover:	2,466	9,664
Life insurance premiums:	-	-

2.2 Annual Bonus

The Remuneration Committee awarded no cash bonuses to executive management for 2021 performance. No bonuses were awarded in 2020.

2.3 Details of Awards Made Under the LTIP

The Company made no awards under the LTIP in 2020 and 2021 or to date in 2022.

3. Single Total Figure Remuneration: Non-Executive Directors

The following table sets out the remuneration received by the non-executive members of the Board of Directors from the Company during the financial year expressed in USD.

Non-executive director	Financial year	Board of Directors fee	Total
Amir Ali Handjani	2021	50,000	50,000
	2020	50,000	50,000
Ahmed J. Jawa	2021	50,000	50,000
	2020	50,000	50,000
Bjørn K. Dale	2021	50,000	50,000
	2020	50,000	50,000
Sultan Al Ghurair	2021	50,000	50,000
	2020	50,000	50,000

As approved by shareholders at the 2021 Annual General Meeting, each member of the Board of Directors received USD 50,000 per annum.

Non-executive Directors were not paid any additional salary, bonus, LTIP, pension benefits or other taxable benefits during the financial year. Members of the Board of Directors are reimbursed, or the Company pays, for travel and overnight housing in respect of meetings when appropriate. The Company also reimburses appropriate business expenses incurred in carrying out the Company's business.

4. Remuneration of the Executive Chairman and Non-Executive Members of the Board of Directors Compared to Employees Generally

The percentage change in the remuneration of Mr. Mossavar-Rahmani between 2020 and 2021 compared to that of all employees within the Company are shown below. The figures do not include DNO as DNO has its own Remuneration Committee determining employee compensation.

	2021		2020	
	Base salary (percent change from 2020)	Annual cash bonus (percent change from 2020)	Base salary (percent change from 2019)	Annual cash bonus (percent change from 2019)
Bijan Mossavar-Rahmani	-	-	-	(100) (no bonus 2020)
Non-Executive Members of the Board of Directors	-	-	-	-
Average for all employees	-	-	-	(100) (no bonus 2020)

5. Payments Made to Past Directors

No payments were made during 2021 to past Directors.

6. Payments for Loss of Office

No payments were made to Directors for loss of office during the financial year.

7. Scheme Interests Awarded During the Financial Year

No Scheme Interests were awarded during 2021.

8. Statement of Executive Management's Shareholding and Share Interests

The Company does not currently operate formal shareholding guidelines.

8.1 Executive Management

	Nature of interest	Shares held at 29 March 2022
Bijan Mossavar-Rahmani ⁵	Class A Shares	12,801,236
	Restricted Class A Shares	63,030,824
	Class B Shares	63,030,824
		(36.88 percent of votes)
Kevin J. Toner ⁶	Class A Shares	29,500
	Restricted Class A Shares	265,500
	Class B Shares	265,500
		(0.15 percent of votes)
Shelley M. Watson ⁷	Class A Shares	358,214
	Restricted Class A Shares	-
	Class B Shares	-
		(0.07 percent of votes)

8.2 Non-Executive Directors

	Nature of interest	Shares held at 29 March 2022
Amir Ali Handjani ⁸	Class A Shares	2,500,000
	Restricted Class A Shares	-
	Class B Shares	-
		(0.46 percent of votes)
Ahmed Jamal Jawa ⁹	Class A Shares	5,000,000
	Restricted Class A Shares	-
	Class B Shares	-
		(0.91 percent of votes)
Bjørn Dale ¹⁰	Class A Shares	-
	Restricted Class A Shares	-
	Class B Shares	-
		-
Sultan Al Ghurair ¹¹	Class A Shares	-
	Restricted Class A Shares	-
	Class B Shares	-
		-

⁵ Shares shown for Mr. Mossavar-Rahmani are owned and controlled indirectly through RAKP Holdings Limited (Holdings). Each share in Holdings mirrors, is exchangeable into and gives the holder the right to control the voting of a corresponding share in RAKP. In addition to shares he owns in Holdings, Mr. Mossavar-Rahmani has voting control over 12,801,236 Class A Shares, 7,198,764 Restricted Class A Shares and 7,198,764 Class B Shares in Holdings held by BM-R Holdings LLC, a Delaware LLC 100% owned by him (BM-RHLLC). As announced on 8 February 2022, it is contemplated that BM-RHLLC will gift 70-80% of its interests to trusts for the benefit of Mr. Mossavar-Rahmani's descendants. Mr. Mossavar-Rahmani will retain voting control over those shares through arrangements with BM-RHLLC.

⁶ Represents shares held by a Special Purpose Vehicle as to which Mr. Toner has a beneficial ownership interest.

⁷ Represents shares held by a Special Purpose Vehicle as to which Ms. Watson has a beneficial ownership interest.

⁸ Represents shares held through AAH Holding Limited, wholly-owned by Mr. Handjani.

⁹ Represents shares held by Starling Global Finance Ltd, of which Mr. Jawa is chairman and CEO.

¹⁰ Mr. Dale is the Managing Director of DNO, which holds 2,675,600 Class A Shares, 13,174,137 Restricted Class A Shares and 13,174,137 Class B Shares (7.71 percent of votes). Mr. Dale disclaims ownership or control of these shares.

¹¹ Mr. Al Ghurair is a director of the parent company of TransAsia Gas International LLC which holds 1,000,000 Class A Shares, 9,000,000 Restricted Class A Shares and 9,000,000 Class B Shares (5.00 percent of votes). Mr. Al Ghurair disclaims ownership or control of these shares.

9. Relative Importance of Spend on Pay

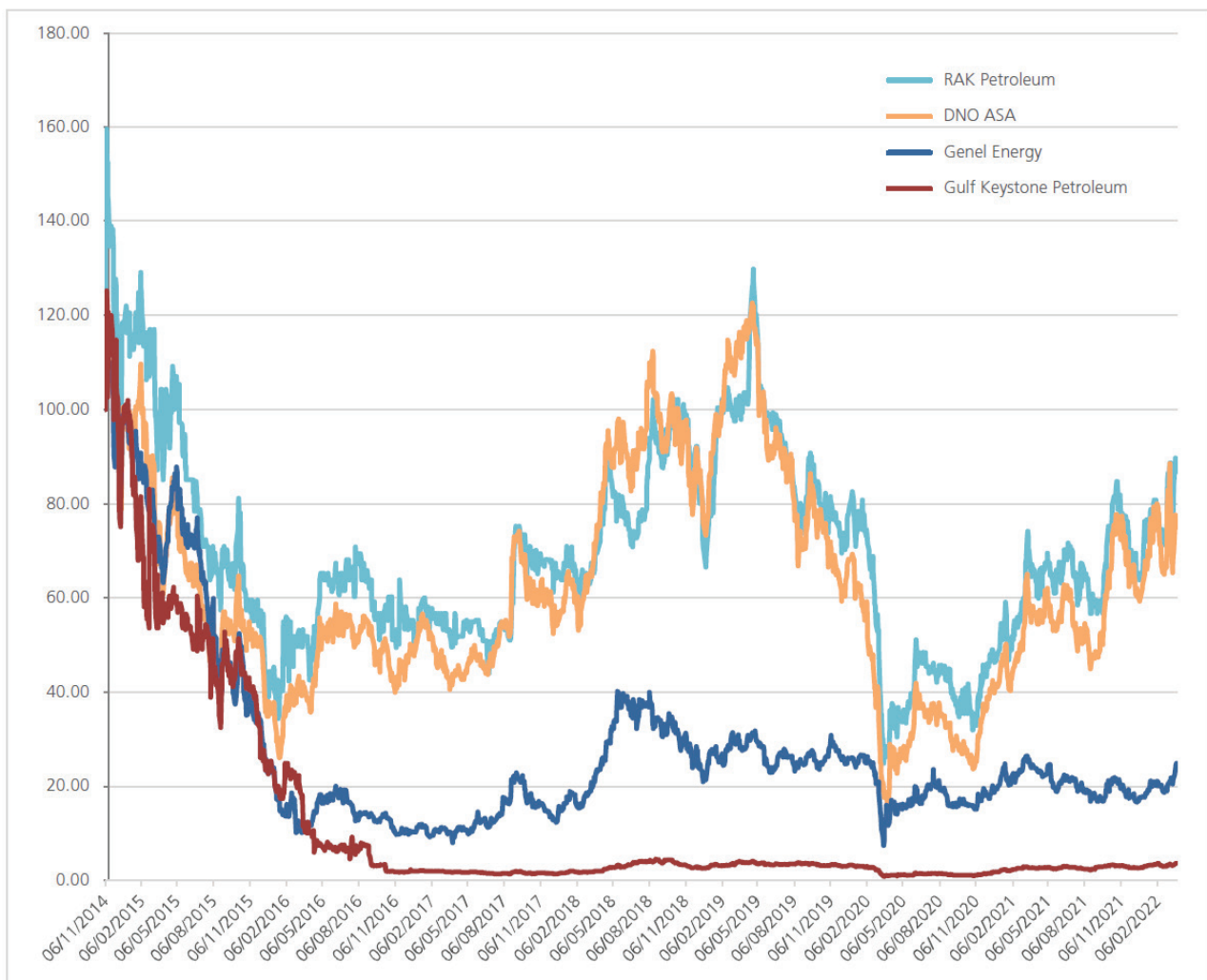
The following table sets out the total amounts spent in 2020 and 2021 on remuneration for all employees within the Company (including executive management), the attributable profit for each year and the distributions received by shareholders. The figures do not include DNO as DNO has its own Remuneration Committee determining employee compensation.

USD million	2021	2020	Percent change
Attributable profit	99.8	(131.8)	175.7
Dividends paid	-	-	N/A
Share buyback	-	-	N/A
Total Company spend on remuneration	2.6	2.6	-

Because the Company did not pay dividends in 2020 or 2021 and did not buy back shares in 2020 or 2021, there is no meaningful basis for the comparison. The total Company spend on remuneration represents total staff costs from continuing operations.

10. Performance Graph

This graph shows the cumulative Total Shareholder Return of the Company from listing until March 2022 relative to shares of DNO, Genel Energy plc and Gulf Keystone Petroleum Limited in the respective listing currencies. This group has been chosen because it provides a relevant peer group with comparable idiosyncratic geopolitical and commodity risk, notably in the Kurdistan region of Iraq.



11. Historic Remuneration of the Executive Chairman of the Board of Directors

The following table details information about the remuneration of the Executive Chairman of the Board of Directors of the Company over the last six years. Amounts paid by DNO for Mr. Mossavar-Rahmani's service as the Executive Chairman of DNO and member of its board committees are included in full.

Year	Executive Chairman of the Board of Directors	Single figure of total remuneration including LTIP award	Annual bonus payout against maximum (percent)	Awards vested long-term performance awards against maximum (percent)
2021	Bijan Mossavar-Rahmani	USD 1,728,800	-	N/A
2020	Bijan Mossavar-Rahmani	USD 1,660,600	-	N/A
2019	Bijan Mossavar-Rahmani	USD 1,895,583	13.3	N/A
2018	Bijan Mossavar-Rahmani	USD 1,745,500	-	N/A
2017	Bijan Mossavar-Rahmani	USD 1,692,100	-	N/A
2016	Bijan Mossavar-Rahmani	USD 2,733,633	22.0	N/A
2015	Bijan Mossavar-Rahmani	USD 1,770,322	-	N/A

12. Implementation of Remuneration Policy in 2021

The Remuneration Committee's most recent proposed Remuneration Policy was approved by the Company's shareholders at the 2021 Annual General Meeting by a vote with 98.9 percent of the votes cast in favour of the Remuneration Policy and therefore was effective from June 2021. Details of the policy are set forth in Section V of the Annual Report and Accounts.

13. Statement on Voting Regarding Remuneration at the Annual General Meeting

At the 2021 Annual General Meeting the Company's shareholders approved the Directors' Remuneration Report by an advisory vote with 100.0 percent of the votes cast in favour of the Report.

Details of the shareholders' votes on these matters at the 2022 Annual General Meeting will be included in next year's Directors' Remuneration Report.

For and on behalf of the Board of Directors

BIJAN MOSSAVAR-RAHMANI

Bijan Mossavar-Rahmani

Executive Chairman of the Board of Directors

31 March 2022

V. Directors' Remuneration Policy

Introduction

The Directors' Remuneration Policy contains the information required to be set out as the Directors' remuneration policy for purposes of Part 4 of Schedule 8 to the Large and Medium-sized Companies and Groups (Accounts and Reports) Regulations 2008, as amended by the Large and Medium-sized Companies and Groups (Accounts and Reports) Regulations 2013.

This Directors' Remuneration Policy was approved by the shareholders at the 2021 Annual General Meeting of RAK Petroleum plc ("RAK Petroleum" or the "Company") and therefore was effective from June 2021.

The Directors' Remuneration Policy applies in respect of all executive management appointed to the Board of Directors (executive Directors) and non-executive Directors.

The Remuneration Committee will keep the policy under review to ensure that it continues to promote the long-term success of the Company by giving the Company the best opportunity to deliver on its business strategy.

It is the Remuneration Committee's intention that the Directors' Remuneration Policy be put to shareholders for approval every three years, as required by applicable law, unless there is a need for proposed changes to the policy to be approved at an earlier date. Accordingly, the policy was put to the shareholders for approval at the 2021 Annual General Meeting and will next be put to the shareholders for approval at the 2024 Annual General Meeting.

The Company aims to provide sufficient flexibility in the Directors' Remuneration Policy for unanticipated changes in compensation practices and business conditions to ensure the Remuneration Committee has appropriate discretion to retain and incentivise its top executives and manage its business. The Remuneration Committee reserves the right to make any payments that may be outside the terms of this Directors'

Remuneration Policy, where the terms of that payment were agreed before the policy came into effect, or before the individual became an executive or non-executive Director of the Company.

Maximum caps are provided to comply with the required legislation and should not be taken to indicate a present intention to make payments at that level. All monetary amounts are shown in USD, unless indicated otherwise.

1. Remuneration Policy: Board of Directors

1.1. Expenses

Expenses reasonably and wholly incurred in the performance of the role of Director of the Company are reimbursed or paid for directly by the Company, as appropriate, and may include any tax due on the expense. Directors are entitled to broad indemnification by the Company pursuant to an indemnification agreement entered into with each Director and are covered by the Company's Directors and Officers' Liability Insurance Policy. Directors may receive professional advice in respect of their duties with the Company that will be paid for by the Company. The non-executive Directors do not participate in the Company's annual bonus or Long-Term Incentive Plan (the "LTIP") awards. They do not receive pension benefits. Pursuant to the Corporate Governance Code, remuneration of the non-executive Directors cannot be linked to the Company's performance and the Company shall not grant options to members of the Board of Directors, other than to the Executive Chairman. If any non-executive Director takes on a specific assignment for the Company in addition to the Director's appointment as a member of the Board of Directors, the Board of Directors must approve the fees of such additional duties.

1. Remuneration Policy: Board of Directors

Component	Purpose and link to strategy of the Company	Operation	Maximum opportunity	Performance measures
Fees	<p>To provide an appropriate reward to attract and retain high-calibre individuals with the relevant skills, knowledge and experience.</p> <p>Executive management who serve as members of the Board of Directors receive this fee for their service on the Board of Directors in addition to their base salary.</p>	<p>Directors receive a standard annual fee, which is paid on a quarterly basis.</p> <p>Additional fees may also be paid to recognise the work performed by members of any committees set up by the Board of Directors.</p> <p>Fees are reviewed on an annual basis but are not necessarily increased at each review.</p> <p>The remuneration of the Directors is a matter for the entire Board of Directors to consider and decide upon, subject to shareholder approval.</p>	<p>The maximum standard annual fee paid to any individual is USD 150,000. The current fee is USD 50,000.</p> <p>The maximum additional fees for committee or committee chair duty is USD 50,000. The Company pays a fee for the Nomination Committee members.</p> <p>Fees are set at a rate that takes into account:</p> <ul style="list-style-type: none"> • market practice for comparable roles; • the time commitment and duties involved; and • the need to attract and retain the high quality of individuals sought by the Company. 	None.
Travel fees	To compensate Directors for costs of attending Board of Directors meetings.	Directors receive payment for their travel and accommodation expenses when attending Board of Directors meetings. These payments are generally not considered to be taxable benefits.		None.

2. Remuneration Policy: Executive Management

2.1 Performance Measures

(a) Annual Bonus

The performance measures for executive management, including executive Directors, consists of financial measures and business goals linked to the Company's strategy, which include financial and operational performance measures. The business objectives are tailored to reflect each individual's role and responsibilities during the year. The performance measures were chosen to enable the Remuneration Committee to review the Company's performance against the Company's business strategy and appropriately incentivise and reward the executive Directors.

The Remuneration Committee sets annual bonus targets each year. These are stretching targets that reflect the most important areas of strategic focus for the Company. The factors taken into consideration include the individual's performance, accomplishments and dedication of effort, seniority and relevant experience in the field or industry and with the Company's particular assets, the Company's results measured by various indicators, including net income, NAV Discount and NAV Growth, the general level of compensation paid to peer executives and by peer companies, the Company's desire to retain, incentivise and reward its executive management, the individual's travel demands and time away from home on business and other relevant factors.

(b) LTIP

The Remuneration Committee may make the vesting of an LTIP award conditional upon the satisfaction of performance conditions. For the purposes of recruiting or retaining a key individual, an award may be granted without performance conditions.

If performance conditions are attached to an LTIP award, these are determined at the time of grant by the Remuneration Committee. The performance measures are chosen to

align the performance of participants with the attainment of financial and/or operational performance targets over the vesting period of the award. The Remuneration Committee sets the targets by reference to the Company's strategy and business plan.

Under the LTIP rules, the Remuneration Committee retains the discretion to amend any performance conditions without prior shareholder approval, if:

- An event has occurred which causes the Remuneration Committee reasonably to consider that it would be appropriate to amend the performance conditions;
- The altered performance conditions will, in the reasonable opinion of the Remuneration Committee, be not materially less difficult to satisfy than the unaltered performance conditions would have been but for the event in question; and
- The Remuneration Committee shall act fairly and reasonably in making the alteration.

2.2 Malus and Clawback

(a) Annual Bonus

There are no malus or clawback provisions included in the operation of the annual bonus. The Remuneration Committee retains the flexibility to introduce this in the future.

(b) LTIP

Under the LTIP rules, the Remuneration Committee may determine, where appropriate, that all or part of an un-vested award may not vest in the event that any of the following matters are discovered:

- A material misstatement of the Company's audited financial results;
- A material breach of health and safety regulations;
- A material failure of risk management; and
- Serious reputational damage to the Company.

The Remuneration Committee retains the flexibility to introduce clawback provisions in the LTIP in the future.

2.3 Remuneration Throughout the Company

Differences in the Company's remuneration policy for executive management from the policy for other employees within the Company generally reflect appropriate market rates and practices for specific executive roles requiring individuals with the requisite training and experience.

2. Remuneration Policy: Executive Management (continued)

Component	Purpose and link to strategy of the Company	Operation	Maximum opportunity	Performance measures
Salary	To provide fixed remuneration at an attractive but balanced level, taking into account the complexity of the role and the skills and experience of the individual and sufficient to attract and retain executive management as part of the overall compensation package.	<p>Salary is paid on a bi-weekly or monthly basis.</p> <p>The Remuneration Committee takes into account a number of factors when setting salaries including:</p> <ul style="list-style-type: none"> • scope and difficulty of the role; • skills and experience of the individual; • salary levels for similar roles within the international industry; and • pay and conditions elsewhere in the Company or locale. <p>Salaries are reviewed on an annual basis but are not necessarily increased at each review.</p>	<p>Salary increases are normally made with reference to the average increase for the Company's wider employee population and taking into account increases in the relevant cost of living and adequate career advancement.</p> <p>The maximum opportunity is 15 percent of base salary for each financial year.</p> <p>The Remuneration Committee retains discretion to make higher salary increases in certain circumstances, for example, following a change in the scope and/or the responsibility of the role or the development of the individual in the role.</p> <p>The Remuneration Committee will consider the factors set out under the "Operation" column when determining the appropriate level of base salary within the formal Policy maximum.</p>	None.
Annual Bonus	To incentivise and reward the achievement of individual and business objectives which are key to the delivery of the Company's business strategy.	<p>Annual bonus awards are based on individual and Company performance measured over one financial year and may include both a cash component and an equity component. Targets are reviewed annually.</p> <p>The Remuneration Committee sets targets that require appropriate levels of performance, taking into account internal and external expectations of performance.</p> <p>Shortly after year-end results are available, the Remuneration Committee will meet to review performance against objectives and determine payouts that will generally be made in cash.</p> <p>No part of the cash bonus is subject to deferral, but the Remuneration Committee reserves the flexibility to apply deferral if appropriate in the future.</p> <p>The Remuneration Committee will, of course, consider whether and to what extent an executive might be receiving an award under the LTIP and the tax consequences of such award in determining the appropriate annual bonus. There are currently no malus or clawback provisions in place, but the Company reserves the right to introduce such provisions in the future.</p>	<p>The maximum award opportunity is 150 percent of base salary for each financial year.</p>	<p>At least 50 percent of the award will be assessed against Company metrics including financial and operational performance. The remainder will be based on performance against individual objectives.</p> <p>A sliding scale of between 0 percent and 100 percent of the maximum award is paid dependent on the performance level.</p>

2. Remuneration Policy: Executive Management (continued)

Component	Purpose and link to strategy of the Company	Operation	Maximum opportunity	Performance measures
Long-Term Incentive Plan ("LTIP")	To incentivise, retain and reward eligible employees and align their interests with those of the shareholders of the Company.	<p>Awards may be granted under the LTIP in the form of conditional share awards, nil-cost options and/or forfeitable shares. Awards will usually vest over a period of two years, subject to achievement of any performance conditions, unless determined otherwise by the Remuneration Committee. Options may only be exercised within five years of the date of grant.</p> <p>Awards can be reduced or cancelled in certain circumstances as set out in the "Malus" section above. There are currently no clawback provisions in place, but the Company reserves the right to introduce clawback provisions in the future.</p> <p>Operation is governed by the rules of the LTIP.</p>	The maximum award permitted under the LTIP is an award over shares valued at 200 percent of base salary in respect of a financial year. This limit may be increased to 300 percent if the circumstances are deemed exceptional by the Remuneration Committee.	<p>Generally as above for annual cash bonuses. However, the Company may, for the purposes of recruiting or retaining a key individual, grant an award without performance measures.</p> <p>Any performance conditions will be measured over the vesting period of the award.</p>
Pension	To provide a retirement benefit that will foster loyalty and retain and incentivise experienced executive management.	<p>Pursuant to agreements of employment with executive management, the Company has agreed to establish a suitable deferred compensation or pension type plan customary for comparable size companies and consistent with any applicable rules.</p> <p>Although the Company has yet to establish such a pension plan, the Remuneration Committee may in the future provide pension benefits commensurate with the market.</p>	Any pension benefits will be set at an appropriate level in line with market practice, and in no event will the annual contributions paid by the Company exceed 15 percent of base salary.	None.
Benefits	To provide a market competitive level of benefits to executive management.	<p>The Company presently provides group life insurance with a death benefit equal to two times salary.</p> <p>Pursuant to agreements of employment with executive management, the Company has agreed to provide group medical insurance to them and, if ineligible, to reimburse or pay for premiums for similar medical coverage.</p> <p>The Company may in the future make individual and Company-wide agreements providing health care and other benefits commensurate with the market.</p> <p>Executive management are reimbursed for all business travel and business expenses, which are generally not considered to be taxable benefits.</p>	<p>Any additional benefits will be set at an appropriate level in line with market practice, and in no event will the value of the benefits exceed 20 percent of base salary for each financial year.</p> <p>The Remuneration Committee will keep benefit policy under review and may adjust the benefit levels in line with market movements.</p>	None.

3. Recruitment

The Company's policy on the recruitment of executive management is to pay a fair remuneration package for the role being undertaken and the experience of the individual being recruited. The Remuneration Committee will consider all relevant factors, which include the abilities of the individual, his or her existing remuneration package, market practice and the existing arrangements for the Company's current executive management.

The Remuneration Committee will determine that any arrangements offered are in the best interests of the Company and shareholders, and will endeavour to pay no more than is necessary.

The Remuneration Committee intends that the components of remuneration set out in the policy tables for executive management, and the approach to those components as set out in the policy tables, will be equally applicable to new recruits, i.e., salary, annual bonus, LTIP awards, pension and benefits. However, the Remuneration Committee acknowledges that additional flexibility may be required to ensure the Company is in the best position to recruit the best candidate for any vacant roles.

3.1 Flexibility

The salary and compensation package designed for a new recruit may be higher or lower than that earned by existing executive management.

Remuneration will normally not exceed that set out in the policy table above. However, the Remuneration Committee reserves discretion to provide a sign-on payment or benefits in addition to those set out in the policy table (or mentioned in this section) where the Remuneration Committee considers it reasonable and necessary to do so.

To ensure that the Company can compete with its peers, the Remuneration Committee considers it important that the recruitment

policy has sufficient flexibility in order to attract and appropriately remunerate the high-performing individuals that the Company requires to achieve its strategy. Accordingly, the Remuneration Committee reserves the right to provide a one-off bonus of up to 200 percent of base salary if this is required to secure an external appointment (separate from the annual bonus described in the policy table) in addition to any buy-out of forfeited awards.

This flexibility will only be used when the Remuneration Committee believes it is essential to recruit and motivate a particular candidate.

3.2 Buy-out Arrangements

To facilitate recruitment, the Remuneration Committee retains the discretion to compensate new hires for incentive or other awards forfeited by the recruit in joining the Company. The Remuneration Committee will use its discretion in setting any such compensation, which will be decided on a case-by-case basis and likely on an estimated like-for-like basis.

Compensation for awards forfeited may take the form of a bonus payment or a share award. For the avoidance of doubt, the maximum amounts of compensation contained in the policy table will not apply to such awards.

The Company has not placed a maximum value on the compensation that can be paid under this section, as it does not believe it would be in shareholders' interests to set any expectations for prospective candidates regarding such awards.

In deciding the appropriate type and quantum of compensation to replace existing awards, the Remuneration Committee will take into account all relevant factors, including the type of award being forfeited, the likelihood of any performance measures attached to the forfeited award being met and the proportion of the vesting period remaining. The Remuneration Committee will appropriately discount the compensation payable to take

account of any uncertainties over the likely vesting of the forfeited award to ensure that the Company does not, in the view of the Remuneration Committee, pay in excess of what is reasonable or necessary.

4. Payments for Loss of Office

Any compensation payable in the event that the employment of a member of executive management is terminated will be determined in accordance with the terms of the service contract between the Company and the individual, as well as the relevant rules of the LTIP and of this Remuneration Policy.

The Remuneration Committee will consider a variety of factors when considering leaving arrangements for a member of executive management and may exercise any discretions the Remuneration Committee has in this regard, including (but not limited to) individual and business performance during the office, the reason for leaving and any other relevant circumstances (e.g., ill health).

In addition to any payment that the Remuneration Committee may decide to make, the Remuneration Committee reserves discretion as it considers appropriate to:

- Pay an annual bonus for the year of departure;
- Continue providing any benefits for a period of time; and
- Provide outplacement services.

Non-executive members of the Board of Directors do not have any notice periods prior to termination of service and are not entitled to any compensation on termination.

4. Payments for Loss of Office (continued)

4.1 LTIP Awards

The treatment of any outstanding LTIP award is governed by the LTIP rules. An award will lapse upon the termination of a participant's employment with the Company other than by reason of:

- Death;
- Ill-health or disability;
- The company by which an award holder is employed ceasing to be a Group company;
- The transfer of the undertaking or part of the undertaking in which the award holder is employed to a person other than a Group company; and
- Termination by a Group company without cause.

The Remuneration Committee may also decide following a termination of employment that the participant's awards shall not lapse. The Remuneration Committee will consider a variety of factors when deciding whether to exercise this discretion, including (but not limited to) individual and business performance during the vesting period, the reason for leaving and any other relevant circumstances.

In the event that an award does not lapse, it will vest in the normal course unless the Remuneration Committee exercises its discretion to determine that the award shall vest on an earlier date. Such awards will vest pro-rata according to the period of service in relation to the vesting period, subject to the Remuneration Committee's discretion. In addition, an award which is subject to performance conditions will only vest if and to the extent that the Remuneration Committee determines that any performance conditions and any other terms imposed on the vesting of the award have been satisfied or should be deemed satisfied (in whole or in part).

5. Service Contracts and Letters of Appointment

The key employment terms and conditions of the service contracts and letters of appointment of executive management that could impact on their remuneration or loss of office payments are set out below.

The service contract of each of Mr. Toner and Ms. Watson provides:

- Six months' notice is required by either the Company or the individual to terminate the employment; and
- If the employment is terminated without cause as defined in the agreement, the individual is entitled to receive six months' base salary and accrued performance compensation.

The service contract of Mr. Toner further provides that if such termination occurs in connection with or within two years of a change of control as defined in the agreement, the individual is entitled to 24 months' compensation, including any accrued performance compensation.

Each service contract may also be terminated immediately and with no liability to make payment in certain circumstances, such as unremedied gross negligence, conviction of offenses involving moral turpitude or consistent unexcused absences from work.


The Executive Chairman of the Board of Director's service contract requires six months' notice by either the Company or Mr. Mossavar-Rahmani to terminate the employment.

Executive management service contracts are available for inspection at the Company's registered office.


6. Illustration of the Remuneration Policy

The bar charts below show the levels of remuneration that each member of executive management could earn over the coming year under the Remuneration Policy.


Bijan Mossavar-Rahmani (Executive Chairman of the Board of Directors)¹



Kevin J. Toner (Managing Director and General Counsel)²



Shelley M. Watson (Chief Operating Officer and Chief Financial Officer)³



¹ The base salary of the Executive Chairman is USD 850,000, the illustrative LTIP awards are 200 percent of the base salary with two thirds vesting over the first year equalling USD 1.13 million, the Directors fees are USD 50,000 per year and the maximum and target total benefits are estimated at 35 percent of base salary. The maximum and target annual bonuses are at 150 percent and 75 percent of base salary respectively depending on performance. The multi-year LTIP performance related bonus could be granted in full at the time of award or vest over time.

² The base salary of the Managing Director and General Counsel is USD 650,000, the illustrative LTIP awards are 200 percent of the base salary with two thirds vesting over the first year equalling USD 867,000 and the maximum and target total benefits are estimated at 35 percent of base salary. The minimum total benefit is estimated based on the existing life insurance premium and health cover of the Managing Director and the 35 percent limit on potential benefits including pension. The maximum and target annual bonuses are at 150 percent and 75 percent of base salary respectively depending on performance. The multi-year LTIP performance related bonus could be granted in full at the time of award or vest over time.

³ The base salary of the Chief Operating Officer and Chief Financial Officer is USD 450,000, the illustrative LTIP awards are 200 percent of the base salary with two thirds vesting over the first year equalling USD 600,000 and the maximum and target total benefits are estimated at 35 percent of base salary. The minimum total benefit is based on the existing superannuation, life insurance and health cover premiums of the Chief Operating Officer and Chief Financial Officer. The maximum and target annual bonuses are at 150 percent and 75 percent of base salary respectively depending on performance. The multi-year LTIP performance related bonus could be granted in full at the time of award or vest over time.

7. Consideration of Shareholder Views

The Remuneration Committee will take into account the results of the shareholder vote on remuneration matters when making future remuneration decisions. The Remuneration Committee remains mindful of shareholder views when evaluating and setting ongoing remuneration strategy.

8. Consideration of Employment Conditions Within the Company

When determining remuneration levels for its executive Directors, the Board of Directors considers the pay and employment conditions of employees across the Company. The Remuneration Committee will be mindful of average salary increases awarded across the Company when reviewing the remuneration packages of the executive Directors. This remuneration is limited to remuneration to be received from the Company and its wholly-owned subsidiaries and is not intended to affect remuneration received from the Investment Entities. In making determinations under the policy, the Remuneration Committee may take into account remuneration received from Investment Entities.

The Company has not undertaken any specific consultation with employees relating to executive remuneration when preparing the Remuneration Policy. No remuneration comparison measurements were used.

9. Minor Changes

The Remuneration Committee may make, without the need for shareholder approval, minor amendments to the Remuneration Policy for regulatory, exchange control, tax or administrative purposes or to take account of changes in legislation.

For and on behalf of the Remuneration Committee

BIJAN MOSSAVAR-RAHMANI

Bijan Mossavar-Rahmani

Chairman of the Remuneration Committee

31 March 2022

VI. Statement of Directors' Responsibilities

The Board of Directors is responsible for preparing the Annual Report, the Directors' Remuneration Report and the Consolidated and Parent Company Financial Statements in accordance with applicable law and regulations.

Company law requires the Board of Directors to prepare Consolidated and Parent Company Financial Statements for each financial year. Under that law, the Board of Directors has elected to prepare the Consolidated and Parent Company Financial Statements in accordance with UK adopted International Accounting Standards ("IAS") and under International Financial Reporting Standards ("IFRSs") as adopted by the European Union. Under Company law the Board of Directors must not approve the accounts unless they are satisfied that these give a true and fair view of the state of affairs of the Group and the Company and of the profit or loss of the Group and the Company for that period.

In preparing the Consolidated and Parent Company Financial Statements, IAS 1 requires that the Board of Directors:

- Properly select and apply accounting policies;
- Make judgements and estimates that are reasonable and prudent;
- Present information, including accounting policies, in a manner that provides relevant, reliable, comparable and understandable information;
- Provide additional disclosures when compliance with the specific requirements in IFRSs is insufficient to enable users to understand the impact of particular transactions, other events and conditions on the entity's financial position and financial performance;
- Prepare the Consolidated and Parent Company Financial Statements on the going concern basis unless it is inappropriate to presume that the Group will continue in business; and
- State whether IFRSs in conformity with the UK adopted IAS and IFRSs adopted by the European Union have been followed, subject to any material departures disclosed

and explained in the Consolidated and Parent Company Financial Statements.

The Board of Directors is responsible for keeping proper accounting records that are sufficient to show and explain the Group's transactions and disclose with reasonable accuracy at any time the financial position of the Group and enable them to ensure that the Consolidated and Parent Company Financial Statements comply with the Companies Act 2006.

The Board of Directors is also responsible for safeguarding the assets of the Group and hence for taking reasonable steps for the prevention and detection of fraud and other irregularities.

Board of Directors' Responsibility Statement

We confirm that to the best of our knowledge:

- The Consolidated and Parent Company Financial Statements, prepared in accordance with UK adopted IAS and IFRSs as adopted by the European Union, give a true and fair view of the assets, liabilities, financial position and profit or loss of the Group and the undertakings included in the consolidation as a whole;
- The Strategic Report, which is incorporated into the Report of the Directors, includes a fair review of the development and performance of the business and the position of the Group and the undertakings included in the consolidation taken as a whole, together with a description of the principal risks and uncertainties that they face.

For and on behalf of the Board of Directors

BIJAN MOSSAVAR-RAHMANI

Bijan Mossavar-Rahmani
Executive Chairman of the Board of Directors

31 March 2022

VII. Consolidated and Parent Company Financial Statements

At 31 December 2021

Independent Auditors' Report to the Members of RAK Petroleum plc

Opinion

In our opinion:

- RAK Petroleum plc's ("RAK Petroleum" or the "Company" or the "Parent Company") group financial statements and Company financial statements (the "Consolidated and Parent Company Financial Statements") give a true and fair view of the state of the Group's and of the Company's affairs at 31 December 2021 and of the Group's profit for the year then ended;
- the Consolidated Financial Statements have been properly prepared in accordance with UK adopted International Accounting Standards and International Financial Reporting Standards ("IFRSs") as adopted by the European Union;
- the Parent Company Financial Statements have been properly prepared in accordance with UK adopted International Accounting Standards as applied in accordance with section 408 of the Companies Act 2006; and
- the Consolidated and Parent Company Financial Statements have been prepared in accordance with the requirements of the Companies Act 2006.

We have audited the Consolidated and Parent Company Financial Statements of RAK Petroleum and its subsidiaries (the "Group") for the year ended 31 December 2021, which comprise:

<i>Group</i>	<i>Parent Company</i>
Consolidated Statement of Financial Position at 31 December 2021	Parent Company Statement of Financial Position at 31 December 2021
Consolidated Statement of Comprehensive Income for the year then ended	Parent Company Statement of Cash Flows for the year then ended
Consolidated Statement of Cash Flows for the year then ended	Parent Company Statement of Changes in Equity for the year then ended
Consolidated Statement of Changes in Equity for the year then ended	Related Notes 1 to 29 to the Parent Company Financial Statements including a summary of significant accounting policies
Related Notes 1 to 29 to the Consolidated Financial Statements, including a summary of significant accounting policies	

The financial reporting framework that has been applied in their preparation is applicable law and UK adopted International Accounting Standards and IFRSs as adopted by the European Union and, as regards the Parent Company Financial Statements, as applied in accordance with Section 408 of the Companies Act 2006.

Basis of Opinion

We conducted our audit in accordance with International Standards on Auditing (UK) ("ISAs (UK)") and applicable law. Our responsibilities under those standards are further described in the Auditors' responsibilities for the audit of the Consolidated and Parent Company Financial Statements section of our Auditors' Report below. We are independent of the Group and the Company in accordance with the ethical requirements that are relevant to our audit of the Consolidated and Parent Company Financial Statements in the United Kingdom, including the Financial Reporting Council's ("FRC") Ethical Standard as applied to listed entities, and we have fulfilled our other ethical responsibilities in accordance with these requirements.

We believe that the audit evidence we have obtained is sufficient and appropriate to provide a basis for our opinion.

Conclusions Relating to Going Concern

In auditing the Consolidated and Parent Company Financial Statements, we have concluded that the Board of Directors' use of the going concern basis of accounting in the preparation of the Consolidated and Parent Company Financial Statements is appropriate. Our evaluation of the Board of Directors' assessment of the Group and of the Company's ability to continue to adopt the going concern basis of accounting included:

Going concern modelling	<ul style="list-style-type: none"> We gained an understanding of the approach taken by management to model cash flows and to measure covenants over the forecast period for the assessments made for the RAK Sub-Group (being RAK Petroleum, its wholly-owned subsidiaries and equity investment in Foxtrot International LLC ("Foxtrot International")) and the DNO Sub-Group. We tested the mathematical integrity and methodology of this modelling including, on sample basis, the cash flows of underlying oil and gas assets. We challenged, including using our knowledge of the Group from other audit procedures, whether the activities reflected in the cash flows were complete, including the oil and gas assets modelled, financing arrangements and related covenants, general and administrative costs and taxes. We confirmed the starting cash position to the Company's books and records, and other audit procedures performed.
Oil and gas prices	<ul style="list-style-type: none"> For the DNO Sub-Group assessment we compared the oil prices modelled by management over the going concern period against recent externally sourced information, including consensus prices from banks/brokers as well as forward curves.
Federal Supreme Court of Iraq ruling	<ul style="list-style-type: none"> We draw attention to Notes 3.2 and 29 of the Consolidated and Parent Company Financial Statements, which describe considerations relating to this ruling in February 2022 by the Federal Supreme Court of Iraq. We reviewed management's assessment of the ruling and potential implications for DNO, challenging whether this could have a material impact on the going concern assessment. We have reviewed external commentary as well as external statements and reporting by DNO's peers operating in Kurdistan for evidence that this ruling may have material impact on the going concern assessment. We considered resilience of the DNO forecasts to possible scenarios where this ruling has a negative impact on DNO's operations in Kurdistan.
DNO cash receipts from oil sales in the Kurdistan region of Iraq ("Kurdistan")	<ul style="list-style-type: none"> We assessed the appropriateness, including quantum and timing, of forecast cash receipts from oil sales in Kurdistan under the related production agreement, the terms of the KRG's ongoing settlement of the remaining outstanding receivable from prior periods and the history of cash remittances.
Hydrocarbon production volumes and cost assumptions	<ul style="list-style-type: none"> We gained an understanding of assumptions used in the forecasts, assessing these against assumptions used for impairment testing purposes, budgets and our understanding of the business.
Financing arrangements and covenants	<ul style="list-style-type: none"> We agreed the terms of financing arrangements modelled to contractual terms and our audit work on related facilities. We determined which covenants were most sensitive to key assumptions used in the forecasts.
Downside sensitivities	<ul style="list-style-type: none"> We evaluated downside scenario testing performed by management in order to test the resilience of the business both from a liquidity perspective and its ability to meet covenants under financing arrangements in place. This included the impact of stress testing on key assumptions, particularly oil price assumptions for the DNO Sub-Group. We evaluated potential mitigating actions identified by management and whether these were realistic and within management's control were a significant reduction in oil prices to occur. This included consideration of actual mitigations actioned in response to the drop in oil price in 2020. We performed an additional assessment to determine how resilient the DNO Sub-Groups liquidity and covenants were to a significant delay in settlement of receivables relating to oil sales in Kurdistan.
Climate change risks and Covid-19	<ul style="list-style-type: none"> We assessed whether management had appropriately considered the potential impacts of risks relating to climate change and Covid-19 on the forecasts and related disclosures.
Disclosures	<ul style="list-style-type: none"> We assessed the appropriateness of related disclosures in the financial statements and elsewhere in the Annual Report.

We performed full scope audit procedures over the going concern assessments made for the RAK Sub-Group and the DNO Sub-Group. For our procedures on the DNO Sub-Group we had assistance from one component team.

In forming our conclusion, we noted the significant liquidity currently on hand in the DNO Group, the material increases in oil and gas prices in the first quarter of 2022 as compared to management's forecasts and the range of mitigations that are available to management (and that were demonstrated as actionable in 2020 when oil prices fell significantly). We also note the levels of liquidity available in the remainder of the RAK Sub-Group and the history of dividends from Foxtrot International.

Based on the work we have performed, we have not identified any material uncertainties relating to events or conditions that, individually or collectively, may cast significant doubt on the Group or the Company's ability to continue as a going concern over a period of 15 months (to 30 June 2023) from when the Consolidated and Parent Company Financial Statements are authorised for issue. Going concern has also been determined to be a key audit matter.

Our responsibilities and the responsibilities of the Board of Directors with respect to going concern are described in the relevant sections of this Annual Report. However, because not all future events or conditions can be predicted, this statement is not a guarantee as to the Group's ability to continue as a going concern.

Overview of Our Audit Approach

Audit scope	<ul style="list-style-type: none"> We performed an audit of the complete financial information of two components (RAK Petroleum and its wholly owned subsidiaries and the DNO Sub-Group) and audit procedures on specific balances for a further component (the investment in Foxtrot International). The components where we performed full or specific audit procedures accounted for 100 percent of earnings before interest, tax, depreciation and amortisation ("EBITDA"), revenue and total assets.
Key audit matters	<ul style="list-style-type: none"> Estimation of oil and gas reserves and resources being a key assumption for impairment tests and the calculation of depreciation, depletion and amortisation ("DD&A"). Valuation of North Sea assets (being oil and gas assets, exploration assets and goodwill) for impairment testing. Assessment of going concern (as above).
Materiality	<ul style="list-style-type: none"> Overall Group materiality of USD 18.6 million which represents 3 percent of EBITDA.

An Overview of the Scope of the Company and Group Audits

Tailoring the Scope

Our assessment of audit risk, our evaluation of materiality and our allocation of performance materiality determine our audit scope for each component within the Group. Taken together, this enables us to form an opinion on the Consolidated Financial Statements. We take into account size, risk profile, the organisation of the Group and changes in the business environment, when assessing the level of work to be performed at each component.

In assessing the risk of material misstatement to the Group's Consolidated and Parent Company Financial Statements, and to ensure we had adequate quantitative coverage of significant accounts in the Consolidated and Parent Company Financial Statements, we selected all three reporting components of the Group, being RAK Petroleum and its wholly owned subsidiaries, the DNO Sub-Group and the investment in Foxtrot International, covering entities within the United Kingdom, Norway, Kurdistan and Côte d'Ivoire, which represent the principal business units within the Group.

Of these three components selected, we performed an audit of the complete financial information of two components being, RAK Petroleum and its wholly owned subsidiaries and the DNO Sub-Group ("full scope components") which were selected based on their size or risk characteristics. For the investment in Foxtrot International ("specific scope component"), we performed audit procedures on specific accounts within that component that we considered had the potential for the greatest impact on the significant accounts in the Consolidated Financial Statements either because of the size of these accounts or their risk profile.

The reporting components where we performed full or specific scope audit procedures accounted for 100 percent (2020: 100 percent) of the Group's EBITDA, 100 percent (2020: 100 percent) of the Group's Revenue and 100 percent (2020: 100 percent) of the Group's Total assets. For the current year, the full scope components contributed 95 percent (2020: 99 percent) of the Group's EBITDA, 100 percent (2020: 100 percent) of the Group's Revenue and 97 percent (2020: 97 percent) of the Group's Total assets. The specific scope component contributed 5 percent (2020: 1 percent) of the Group's EBITDA, 0 percent (2020: 0 percent) of the Group's Revenue and 3 percent (2020: 3 percent) of the Group's Total assets. The audit scope of these components may not have included testing of all significant accounts of the component but will have contributed to the coverage of significant accounts tested for the Group.

Changes from the Prior Year

There are no scoping changes compared to the prior year.

Involvement with Component Teams

In establishing our overall approach to the Group audit, we determined the type of work that needed to be undertaken at each of the components by us, as the Group's primary audit engagement team (the "Primary Team"), or by component auditors from other EY global network firms operating under our instruction. The DNO Sub-Group is audited by a component team (EY Norway), with the Primary Team auditing RAK Petroleum and its wholly owned subsidiaries. The specific scope component, being the investment in Foxtrot International, is audited by a combination of a component team (EY Côte d'Ivoire) and the Primary Team. For components audited by component teams, we determined the appropriate level of involvement to enable us to determine that sufficient audit evidence had been obtained as a basis for our opinion on the Group as a whole.

The Senior Statutory Auditor visited EY Norway to meet with the component team and also met with DNO management in March 2022. In response to travel restrictions during 2021 and early 2022 as a result of COVID-19 the Primary Team, including the Senior Statutory Auditor, increased the frequency of interaction with component teams, particularly with the DNO Sub-Group component due to its significance. These interactions with component teams were principally via video meetings. These interactions involved discussing the audit approach with component teams and any issues arising from

the audit and conclusions reached on all significant matters. In addition, using EY's audit software, the Primary Team directly accessed the audit working papers of the DNO audit team, remotely reviewing all areas significant to the audit and retaining copies of more important workpapers. Observations and questions arising from this review were then discussed and resolved with the component team auditor. Similar approaches were undertaken by the primary audit team of the DNO component for audit components included in the DNO Sub-Group consolidation. We were responsible for the scope and direction of the audit process and audit procedures on principal areas of judgement and estimation impacting the DNO Sub-Group audit were performed directly by the primary audit team of the DNO component with oversight from the Primary Team. This, together with the additional procedures performed at Group level, gave us appropriate evidence for our opinion on the Group's Consolidated and Parent Company Financial Statements.

Climate Change

There has been increasing interest from stakeholders as to how climate change will impact companies. The potential impact of climate related risks on the Group are explained on page 11 in the principal risks and uncertainties, which form part of the "Other information", rather than the audited Consolidated and Parent Company Financial Statements, the most significant considered to be that from regulatory and climate policy risk. Our procedures on these disclosures therefore consisted solely of considering whether they are materially inconsistent with the Consolidated and Parent Company Financial Statements or our knowledge obtained in the course of the audit or otherwise appear to be materially misstated.

As explained in Note 3, governmental and societal responses to climate change risks are still developing, and are interdependent, and consequently financial statements cannot capture all possible future outcomes as these are not yet known. The degree of certainty of these changes may also mean that they cannot be taken into account when determining asset and liability valuations and the timing of future cash flows under the requirements of UK adopted international accounting standards. In Note 12 to the Consolidated and Parent Company Financial Statements a supplementary sensitivity disclosure of the impact of reasonably possible changes in key assumptions has been provided and significant judgements and estimates relating to climate change have been described in Note 3.

Our audit effort in considering climate change was focused on ensuring that the effects of material climate risks disclosed on page 13 have been appropriately reflected in estimates of asset values for impairment testing purposes and associated disclosures. Details of our procedures and findings on the valuation of North Sea assets are included in the related key audit matter below. We also challenged the Board of Directors' considerations of climate change in their assessment of going concern and associated disclosures.

Key Audit Matters

Key audit matters are those matters that, in our professional judgement, were of most significance in our audit of the Consolidated and Parent Company Financial Statements of the current period and include the most significant assessed risks of material misstatement (whether or not due to fraud) that we identified. These matters included those which had the greatest effect on: the overall audit strategy; the allocation of resources in the audit; and directing the efforts of the engagement team. These matters were addressed in the context of our audit of the Consolidated and Parent Company Financial Statements as a whole, and in our opinion thereon, and we do not provide a separate opinion on these matters.

Key audit matter

Estimation of oil and gas reserves and resources being a key assumption for impairment tests and the calculation of depreciation, depletion and amortisation ("DD&A").

The inappropriate estimation, classification and application of reserves and resources quantities may materially impact the valuation of oil and gas assets as part of impairment testing (including of goodwill) as well as the calculation of DD&A.

The estimation of oil and gas reserves and resources is a significant area of judgement due to the technical uncertainty in assessing and classifying related quantities and, in the case of the Tawke production sharing contract ("PSC"), complexities in the contractual arrangements dictating the calculation of DNO's entitlement. As such there is a high risk of management bias in these estimates.

The charge for DD&A for 2021 was USD 206 million (2020: USD 361 million). The carrying value of tangible oil and gas assets is USD 1,263 million (31 December 2020: USD 1,156 million) and of goodwill is USD 311 million (31 December 2020: USD 385 million).

Refer to Accounting policies (pages 67 to 79) of the Consolidated and Parent Company Financial Statements.

Our audit response to the Risk

Our judgement is that the level of risk remains consistent with the prior year. We performed procedures over this risk area in one component with direct oversight from the Primary Team. This covered 100 percent of the aggregate risk amount.

Reserves and resources estimation process	<ul style="list-style-type: none"> We gained an understanding of DNO's process for estimating reserves and resources quantities. We assessed management's assumptions used in the estimation, including commercial assumptions, to ensure that they are based on supportable evidence, corroborating these to other audit procedures as relevant. We assessed the accuracy of the prior year's reserves and resources estimate by inquiry of management's internal specialists and corroboration of explanations for movements in the year. For the Tawke PSC we prepared an independent recalculation of net entitlement reserves based on the terms of this PSC. We assessed the competence, capabilities and objectivity of management's internal specialists involved in the estimation.
External Specialists engaged by management	<ul style="list-style-type: none"> We assessed the competence, capabilities and objectivity of DeGolyer & MacNaughton ("D&M") who were engaged by DNO management to prepare an independent estimate of reserves and resources in Kurdistan, including the Tawke license, at 31 December 2021. We assessed the competence, capabilities and objectivity of GCA who were engaged by DNO management to audit the estimate of North Sea reserves and resources quantities at 31 December 2021. We had discussions directly with D&M and GCA personnel involved in the engagements to understand the scope of their engagement, the work performed and their conclusions drawn. We compared the estimates of D&M and GCA to the estimates prepared by management, assessing any variations for audit implications.
Use of reserves and resources in the financial statements	<ul style="list-style-type: none"> We confirmed that the reserves and resources quantities have been applied appropriately in impairment calculations performed at 31 December 2021, including those relating to North Sea assets and the recoverability of goodwill carried by the Group. We confirmed that reserves estimates have been used accurately and prospectively in DD&A calculations.

Key observations communicated to the Audit Committee

- We conclude that the estimations of reserves and resources, which have been reassessed at 31 December 2021, have been determined on a reasonable basis to be used in year-end impairment tests and prospectively in the unit-of-production-based calculation of DD&A.

Key audit matter

Valuation of North Sea assets (being oil and gas assets, exploration assets and goodwill)

The North Sea assets were acquired in early 2019 and were initially recorded at fair value at acquisition date. The estimate of the recoverable value of these assets is subject to estimation and judgement around a number of assumptions, including future plans for the assets, reserves and resources quantities, future operating and capital expenditure, oil and gas prices and applicable discount rates.

Within these estimates and related assumptions there is a risk of management bias, particularly given the relatively recent acquisition date and impairments taken to date.

The aggregate carrying value of North Sea intangible assets and property, plant and equipment ("PP&E") at 31 December 2021 is USD 935 million (31 December 2020: USD 985 million).

Refer to Accounting policies (pages 67 to 79) and Note 12 of the Consolidated and Parent Company Financial Statements.

Our audit response to the risk

Our judgement is that the level of risk remains consistent with the prior year. We performed procedures over this risk area in one component with direct oversight from the Primary Team. This covered 100 percent of the aggregate risk amount.

Valuation methodology adopted for oil and gas assets	<ul style="list-style-type: none"> We gained an understanding of the methodology that DNO applied in valuing oil and gas assets, assessing this against usual industry practice. We tested the integrity of valuation models used for mechanical and mathematical accuracy through recalculation.
Key assumptions applied in estimating value	<ul style="list-style-type: none"> We assessed key assumptions applied including the future production profiles, future oil and gas price assumptions and discount rates applied. In order to address the potential risk of management bias, we sought to compare management's assumptions to information sourced independently from that provided by management, as reflected below. With respect to estimates of oil and gas reserves and resources and related production profiles we: <ul style="list-style-type: none"> Compared reserves and resources quantities and production profiles to external operator data and to quantities verified by GCA as part of their independent assessment of reserves and resources; and Evaluated the appropriateness of the risking applied by DNO to different classification categories of reserves and resources based on their nature, including assessing the consistency of this risking to that applied in the prior year. We compared oil and gas price assumptions with external benchmarks. With the assistance of EY Valuation specialists we determined the reasonableness of the discount rates applied, including comparison of underlying components in their calculation to external benchmarks as applicable. We assessed the consistency of cost profiles with those used in the estimation of oil and gas reserves and resources. We evaluated the treatment of taxation included in post-tax valuation models.
Climate change related considerations	<ul style="list-style-type: none"> We assessed how management had considered the potential effects of climate change relates risks in estimating recoverable value, particularly with respect to carbon related taxes and future capital expenditure. We challenged management around what sensitivities should appropriately be included in the impairment disclosure. We then assessed the sensitivity included with respect to scenarios around future oil and gas prices from the International Energy Agency.
Assessment of management's specialists	<ul style="list-style-type: none"> We assessed the competence, capabilities and objectivity of GCA who were engaged by DNO management to report on North Sea reserves and resources quantities at 31 December 2021.

Impairment charges or reversals	<ul style="list-style-type: none"> • For any calculated impairments we evaluated the allocation of the impairment to the cash generating units assets, including to goodwill • We confirmed the appropriateness of the recording of any calculated impairment charge in the Consolidated Financial Statements • We challenged management around the completeness of impairment reversals recognised in the year for assets with impairments taken in prior periods.
Additional considerations relating to impairment testing	<ul style="list-style-type: none"> • We evaluated the appropriateness of the cash-generating-units identified by management against our understanding of the operations of, and interdependencies between, the oil and gas assets. • We confirmed that the determination of the carrying amounts of each cash-generating-unit were appropriate, including assessment of treatment of taxation.
Disclosures	<ul style="list-style-type: none"> • We assessed the appropriateness and completeness of related disclosures in the Consolidated Financial Statements, including impairment sensitivity disclosures.

Key observations communicated to the Audit Committee

- We conclude that the key assumptions used in the valuation of oil and gas assets for impairment tests at year-end, are appropriate.
- We conclude that the impairment charges and reversals recorded in the year are appropriate.
- We conclude that the related disclosures in the Consolidated Financial Statements are appropriate.

In the prior year, our Auditors' Report included a key audit matter in relation to recoverability of outstanding receivables due from the KRG. Whilst this remains an area of audit focus, this is no longer considered to be a key audit matter in the current year as this receivable has continued to be settled and has reduced during the year.

Our Application of Materiality

We apply the concept of materiality in planning and performing the audit, in evaluating the effect of identified misstatements on the audit and in forming our audit opinion.

Materiality

The magnitude of an omission or misstatement that, individually or in the aggregate, could reasonably be expected to influence the economic decisions of the users of the Consolidated and Parent Company Financial Statements. Materiality provides a basis for determining the nature and extent of our audit procedures.

We determined materiality for the Group to be USD 18.6 million (2020: USD 9.1 million), which is 3 percent of EBITDA (2020: 3 percent of EBITDA). We believe that this basis uses the most relevant performance measure for the stakeholders of the Group and is therefore an appropriate basis for materiality. The increase in materiality from the prior year is primarily due to the improved performance in 2021 particularly as a result of increases in oil prices.

We determined materiality for the Company to be USD 6.7 million (2020: USD 6.7 million), which is 1 percent of the equity of the Company (2020: 1 percent).

During the course of our audit, we reassessed initial materiality and increased this based on actual EBITDA realised in 2021.

Performance Materiality

The application of materiality at the individual account or balance level. It is set at an amount to reduce to an appropriately low level the probability that the aggregate of uncorrected and undetected misstatements exceeds materiality.

On the basis of our risk assessments, together with our assessment of the Group's overall control environment, our judgement was that performance materiality is appropriate to be set at 50 percent (2020: 50 percent) of our planning materiality, namely USD 9.25 million (2020: USD 4.8 million). We have set performance materiality at this percentage after consideration of the level of misstatements in the prior year and our risk assessment.

Audit work at component locations for the purpose of obtaining audit coverage over significant financial statement accounts is undertaken based on a percentage of total performance materiality. The performance materiality set for each component is based on the relative scale and risk of the component to the Group as a whole and our assessment of the risk of misstatement at that component. In the current year, the performance materiality allocated to DNO was USD 8.8 million (2020: USD 4.5 million).

Reporting Threshold

An amount below which identified misstatements are considered as being clearly trivial.

We agreed with the Audit Committee that we would report to them all uncorrected audit differences in excess of USD 0.8 million (2020: USD 0.5 million), which is set at approximately 5 percent of planning materiality, as well as differences below that threshold that, in our view, warranted reporting on qualitative grounds.

We evaluate any uncorrected misstatements against both the quantitative measures of materiality discussed above and in light of other relevant qualitative considerations in forming our opinion.

Other Information

The other information comprises the information included in the Annual Report set out on pages 2 to 51, other than the Consolidated and Parent Company Financial Statements and our Auditors' Report thereon. The Board of Directors are responsible for the other information contained within the Annual Report.

Our opinion on the Consolidated and Parent Company Financial Statements does not cover the other information and, except to the extent otherwise explicitly stated in this Auditors' Report, we do not express any form of assurance conclusion thereon.

Our responsibility is to read the other information and, in doing so, consider whether the other information is materially inconsistent with the Consolidated and Parent Company Financial Statements or our knowledge obtained in the course of the audit or otherwise appears to be materially misstated. If we identify such material inconsistencies or apparent material misstatements, we are required to determine whether this gives rise to a material misstatement in the Consolidated and Parent Company Financial Statements themselves. If, based on the work we have performed, we conclude that there is a material misstatement of the other information, we are required to report that fact.

We have nothing to report in this regard.

Opinions on Other Matters Prescribed by the Companies Act 2006

In our opinion, the part of the Directors' Remuneration Report to be audited has been properly prepared in accordance with the Companies Act 2006.

In our opinion, based on the work undertaken in the course of the audit:

- the information given in the Strategic Report and the Directors' Report for the financial year for which the Consolidated and Parent Company Financial Statements are prepared is consistent with the Consolidated and Parent Company Financial Statements; and
- the Strategic Report and Directors' Report have been prepared in accordance with applicable legal requirements.

Matters on Which we are Required to Report by Exception

In the light of the knowledge and understanding of the Group and the Company and its environment obtained in the course of the audit, we have not identified material misstatements in the Strategic Report or the Directors' Report.

We have nothing to report in respect of the following matters in relation to which the Companies Act 2006 requires us to report to you if, in our opinion:

- adequate accounting records have not been kept by the Company, or returns adequate for our audit have not been received from branches not visited by us; or
- the Parent Company Financial Statements and the part of the Directors' Remuneration Report to be audited are not in agreement with the accounting records and returns; or
- certain disclosures of members of the Board of Directors' remuneration specified by law are not made; or
- we have not received all the information and explanations we require for our audit.

Responsibilities of Directors

As explained more fully in the Directors' Responsibility Statement set out on page 51, the Board of Directors is responsible for the preparation of the Consolidated and Parent Company Financial Statements and for being satisfied that they give a true and fair view, and for such internal control as the Board of Directors determine is necessary to enable the preparation of Consolidated and Parent Company Financial Statements that are free from material misstatement, whether due to fraud or error.

In preparing the Consolidated and Parent Company Financial Statements, the Board of Directors is responsible for assessing the Group's and the Company's ability to continue as a going concern, disclosing, as applicable, matters related to going concern and using the going concern basis of accounting unless the Board of Directors either intend to liquidate the Group or the Company or to cease operations, or have no realistic alternative but to do so.

Auditors' Responsibilities for the Audit of the Consolidated and Parent Company Financial Statements

Our objectives are to obtain reasonable assurance about whether the Consolidated and Parent Company Financial Statements as a whole are free from material misstatement, whether due to fraud or error, and to issue an auditors' report that includes our opinion. Reasonable assurance is a high level of assurance but is not a guarantee that an audit conducted in accordance with ISAs (UK) will always detect a material misstatement when it exists. Misstatements can arise from fraud or error and are considered material if, individually or in the aggregate, they could reasonably be expected to influence the economic decisions of users taken on the basis of these Consolidated and Parent Company Financial Statements.

Explanation as to What Extent the Audit was Considered Capable of Detecting Irregularities, Including Fraud

Irregularities, including fraud, are instances of non-compliance with laws and regulations. We design procedures in line with our responsibilities, outlined above, to detect irregularities, including fraud. The risk of not detecting a material misstatement due to fraud is higher than the risk of not detecting one resulting from error, as fraud may involve deliberate concealment by, for example, forgery or intentional misrepresentations, or through collusion. The extent to which our procedures are capable of detecting irregularities, including fraud is detailed below.

However, the primary responsibility for the prevention and detection of fraud rests with both those charged with governance of the Company and management.

- We obtained an understanding of the legal and regulatory frameworks that are applicable to the Group and determined that the most significant are those related to the financial reporting framework (UK adopted International Accounting Standards and IFRS as adopted by the European Union), the Companies Act 2006, the Norwegian Code of Practice for corporate governance, relevant tax, health, safety and environmental regulations in the jurisdictions in which the Group does business (principally Norway, Kurdistan, the United Kingdom and Côte d'Ivoire).
- We understood how the Group is complying with those frameworks by making enquiries of management, those responsible for legal and compliance procedures and the Company secretary and considering the results of similar enquiries in the components of the Group, most significantly DNO. We corroborated our enquiries through our review of Board of Directors' meeting minutes and papers provided to the Audit Committee and observation in Audit Committee meetings and consideration of the results of our audit procedures across the Group.
- We assessed the susceptibility of the Consolidated and Parent Company Financial Statements to material misstatement, including how fraud might occur by meeting with management to understand where it considered there was a susceptibility to fraud. We considered the programmes and controls that the Group has established to address risks identified, or that otherwise prevent, deter and detect fraud; and how senior management monitors those programmes and controls, including those operating at the DNO Group level. Where the risk was considered to be higher, we performed audit procedures to address each identified fraud risk, including with respect to the key audit matters relating to reserves and resources and impairment noted above.
- Based on this understanding we designed our audit procedures to identify non-compliance with such laws and regulations. Our procedures involved journal entry testing, enquiries of legal counsel, Group management, subsidiary management at all full and specific scope components; and focused testing, including the procedures referred to in the key audit matters section above.
- Specific enquiries were made with the component teams to confirm any non-compliance with laws and regulations and this was reported through their audit deliverables based on the procedures detailed in the previous paragraph. We considered the impact on our audit of any identified instance of non-compliance with laws and regulations identified.

A further description of our responsibilities for the audit of the Consolidated and Parent Company Financial Statements is located on the Financial Reporting Council's website at <http://www.frc.org.uk/auditorsresponsibilities>. This description forms part of our Auditors' Report.

European Single Electronic Format (“ESEF”)

Opinion

As part of our audit of the financial statements of RAK Petroleum we have performed an assurance engagement to obtain reasonable assurance whether the Consolidated and Parent Company Financial Statements included in the Annual Report, with the file name rakpetroleumplc-2021-12-31, has been prepared, in all material respects, in compliance with the requirements of the Commission Delegated Regulation (EU) 2019/815 on the European Single Electronic Format (“ESEF Regulation”) and regulation given with legal basis in Section 5-5 of the Norwegian Securities Trading Act, which includes requirements related to the preparation of the Annual Report in XHTML format and iXBRL tagging of the Consolidated and Parent Company Financial Statements.

In our opinion, the Consolidated and Parent Company Financial Statements included in the Annual Report have been prepared, in all material respects, in compliance with the ESEF Regulation.

Management’s responsibilities

Management is responsible for the preparation of an Annual Report and iXBRL tagging of the Consolidated and Parent Company Financial Statements that complies with the ESEF Regulation. This responsibility comprises an adequate process and such internal control as management determines is necessary to enable the preparation of an Annual Report and iXBRL tagging of the Consolidated and Parent Company Financial Statements that is compliant with the ESEF Regulation.

Auditor’s responsibilities

Our responsibility is to express an opinion on whether, in all material respects, the Consolidated and Parent Company Financial Statements included in the Annual Report have been prepared in accordance with the ESEF Regulation based on the evidence we have obtained. We conducted our engagement in accordance with the International Standard for Assurance Engagements (ISAE) 3000 (Revised) – “Assurance engagements other than audits or reviews of historical financial information”. The standard requires us to plan and perform procedures to obtain reasonable assurance that the Consolidated and Parent Company Financial Statements included in the Annual Report have been prepared in accordance with the ESEF Regulation.

As part of our work, we performed procedures to obtain an understanding of the Company’s processes for preparing its Annual Report in XHTML format. We evaluated the completeness and accuracy of the iXBRL tagging and assessed management’s use of judgement. Our work comprised reconciliation of the iXBRL tagged data with the audited Consolidated and Parent Company Financial Statements in human-readable format. We believe that the evidence we have obtained is sufficient and appropriate to provide a basis for our opinion.

Use of our Auditors’ Report

This report is made solely to the Company’s members, as a body, in accordance with Chapter 3 of Part 16 of the Companies Act 2006. Our audit work has been undertaken so that we might state to the Company’s members those matters we are required to state to them in an Auditors’ Report and for no other purpose. To the fullest extent permitted by law, we do not accept or assume responsibility to anyone other than the Company and the Company’s members as a body, for our audit work, for this report, or for the opinions we have formed.

For and on behalf of Ernst & Young LLP, Statutory Auditor

Ernst & Young LLP

Daniel Trotman
(Senior Statutory Auditor)

London
31 March 2022

Consolidated Statement of Comprehensive Income

For the Year Ended 31 December 2021

USD million	Notes	2021	2020
Revenues	5	1,004.1	614.9
Cost of goods sold	6	(443.1)	(590.0)
Gross profit		561.0	24.9
Share of profit of a Joint Venture	14	16.0	0.9
Other operating income		3.7	-
General and administrative expenses	7	(33.7)	(12.7)
Impairment of oil and gas assets, exploration assets and goodwill	12	(80.1)	(276.0)
Reversal of impairment of investment in Joint Venture	14	-	3.0
Exploration costs expensed	8	(132.3)	(55.9)
Profit/(loss) from operating activities		334.6	(315.7)
Financial income	9	26.2	19.9
Financial expenses	9	(126.7)	(131.5)
Profit/(loss) before income tax		234.0	(427.3)
Income tax expenses	10	(16.3)	139.8
Net profit/(loss)		217.7	(287.5)
Other comprehensive income/(loss)			
Currency translation differences		(12.5)	(3.6)
Other comprehensive income/(loss) that may be reclassified to profit or loss in subsequent periods		(12.5)	(3.6)
Other comprehensive income/(loss) that will not be reclassified to profit or loss in subsequent periods		-	-
Total other comprehensive income/(loss), net of tax		(12.5)	(3.6)
Total comprehensive income/(loss), net of tax		205.2	(291.1)
Net profit/(loss) attributable to:			
Equity holders of the parent		105.4	(130.1)
Non-controlling interest		112.3	(157.4)
Net profit/(loss)		217.7	(287.5)
Comprehensive income/(loss) attributable to:			
Equity holders of the parent		99.8	(131.8)
Non-controlling interest		105.4	(159.3)
Total comprehensive income/(loss), net of tax		205.2	(291.1)
Earnings per share attributable to the equity holders of the parent during the year			
Earnings per share, basic	11	0.356	(0.439)
Earnings per share, diluted		0.356	(0.439)

Consolidated Statement of Financial Position

At 31 December 2021

<i>USD million</i>	<i>Notes</i>	<i>31 December 2021</i>	<i>31 December 2020</i>
Assets			
Non-current assets			
Deferred income tax assets	10	29.3	47.4
Intangible assets	12	543.7	693.7
Property, plant and equipment	12	1,284.9	1,174.1
Investment in Joint Venture	14	87.6	76.8
Non-current receivables	16	19.4	182.4
Total non-current assets		1,964.9	2,174.4
Current assets			
Inventories	6	35.8	41.9
Trade and other receivables	16	484.2	239.7
Tax receivables	10	21.1	63.1
Cash and cash equivalents	17	772.2	502.2
Total current assets		1,313.3	847.0
Total assets		3,278.2	3,021.3
Equity and liabilities			
Equity			
Share capital	18	5.1	5.1
Share premium	19	0.7	0.7
Treasury shares	20	(22.4)	(22.4)
Foreign currency translation reserves	20	(34.8)	(29.2)
Other reserves	20	813.5	813.5
Retained earnings		35.0	(70.6)
Attributable to equity holders of the parent		797.0	697.3
Attributable to non-controlling interest	13	552.0	458.6
Total equity		1,349.0	1,155.9
Non-current liabilities			
Deferred income tax liabilities	10	267.3	178.8
Interest-bearing liabilities	21	873.4	934.2
Lease liabilities	22	12.5	13.9
Provisions for other liabilities and charges	22	390.0	440.2
Total non-current liabilities		1,543.2	1,567.1
Current liabilities			
Current interest-bearing liabilities	21	-	2.0
Trade and other payables	24	232.7	180.5
Income taxes payable	10	33.1	-
Current lease liabilities	22	15.7	3.8
Provisions for other liabilities and charges	22	104.4	112.0
Total current liabilities		385.9	298.3
Total liabilities		1,929.1	1,865.4
Total equity and liabilities		3,278.2	3,021.3

The Consolidated and Parent Company Financial Statements in Section VII were authorised for issue by the Board of Directors on 29 March 2022.

For and on behalf of the Board of Directors

BIJAN MOSSAVAR-RAHMANI

Bijan Mossavar-Rahmani

Executive Chairman of the Board of Directors

31 March 2022

Consolidated Statement of Cash Flows

For the Year Ended 31 December 2021

<i>USD million</i>	Notes	2021	<i>2020 (restated)</i>
Operating Activities			
Profit/(loss) before income tax		233.9	(427.3)
Adjustments to add/(deduct) non-cash items:			
Previously capitalised exploration and evaluation expenses	12	54.1	17.5
Depreciation of property, plant and equipment	12	206.0	361.4
Impairment loss of oil and gas assets, exploration assets and goodwill	12	80.1	276.0
Share of (profit)/loss of a Joint Venture	14	(16.0)	(0.9)
Reversal of impairment of investment in Joint Venture	14	-	(3.0)
Amortisation of borrowing issue costs		9.4	7.6
Accretion expenses		17.7	17.0
Interest expense		74.2	87.3
Interest income		(1.7)	(5.3)
Other		1.0	1.0
Changes in working capital and provisions:			
- (Increase)/decrease in inventories	6	5.0	(13.7)
- (Increase)/decrease in trade and other receivables	16	(99.8)	41.7
- Increase/(decrease) in trade and other payables	24	55.2	(109.0)
- Increase/(decrease) in provisions for other liabilities and charges	22	3.8	(2.7)
Cash generated from operations		622.9	247.6
Tax refund during the period	10	174.7	236.3
Interest received	9	1.7	2.7
Interest paid	9	(73.0)	(85.7)
Payments for decommissioning	22	(86.2)	(30.7)
Net cash from/(used in) operating activities		640.1	370.2
Investing Activities			
Purchases of intangible assets	12	(86.8)	(62.8)
Purchases of tangible assets	12	(193.8)	(162.2)
Proceeds from licence transactions		4.7	-
Equity injection into Joint Venture	14	(15.7)	(4.4)
Dividends received from Joint Venture	14	20.8	17.3
Net cash from/(used in) investing activities		(270.7)	(212.1)
Financing Activities			
Proceeds from borrowings	21	400.0	152.3
Repayment of borrowings	21	(461.0)	(302.6)
Payment of debt issue costs	21	(15.6)	-
Acquisition of non-controlling interest without change of control	20	-	(17.8)
Dividend paid to non-controlling interest (NCI)		(12.4)	-
Payment of lease liabilities		(8.6)	(3.4)
Net cash from/(used in) financing activities		(97.6)	(171.5)
Net increase/(decrease) in cash and cash equivalents	17	271.8	(13.3)
Cash and cash equivalents at beginning of the period	17	502.3	515.9
Exchange rate losses on cash and cash equivalents	17	(2.0)	-
Cash and cash equivalents at end of the period		772.1	502.3
Of which restricted cash	17	15.8	15.4

In the prior year, cash outflows relating to Purchases of intangible assets were presented net of exploration write-downs. This presentation has been amended in 2021 and the comparative cash flow statement corrected, with the non-cash effects of exploration write-downs being reflected as an adjustment to Net cash from operating activities. As a result, previously capitalised exploration and evaluation expenses has increased by USD 17.1m (USD 0.4m as previously reported) and Net cash from operating activities has also increased by this amount (USD 353.1m as previously reported). In addition, cash outflows relating to Purchases of intangible assets increased by USD 17.1m (USD 45.7m as previously reported) and Net cash used in investing activities increased by USD 17.1m (USD 195.0m as previously reported).

Consolidated Statement of Changes in Equity For the Year Ended 31 December 2021

<i>USD million</i>	<i>Share capital</i>	<i>Share premium</i>	<i>Treasury shares</i>	<i>Other reserves</i>	<i>Foreign currency translation reserve</i>	<i>Retained earnings</i>	<i>Total</i>	<i>Non-controlling interest</i>	<i>Total equity</i>
Balance at 1 January 2021	5.1	0.7	(22.4)	813.5	(29.2)	(70.6)	697.3	458.8	1,155.9
Profit/(loss) for the year	-	-	-	-	-	105.4	105.4	112.3	217.7
Other comprehensive income/(loss) for the year	-	-	-	-	(5.6)	-	(5.6)	(6.9)	(12.5)
Total comprehensive income/(loss) for the year	-	-	-	-	(5.6)	105.4	99.8	105.4	205.2
Transactions with owners, recognised directly as equity;									
Payment of dividend to non-controlling interest	-	-	-	-	-	-	-	(12.4)	(12.4)
Balance at 31 December 2021	5.1	0.7	(22.4)	813.5	(34.8)	35.0	797.0	552.0	1,349.1

Consolidated Statement of Changes in Equity For the Year Ended 31 December 2020

<i>USD million</i>	<i>Share capital</i>	<i>Share premium</i>	<i>Treasury shares</i>	<i>Other reserves</i>	<i>Foreign currency translation reserve</i>	<i>Retained earnings</i>	<i>Total</i>	<i>Non-controlling interest</i>	<i>Total equity</i>
Balance at 1 January 2020	5.1	0.7	(22.1)	813.5	(15.5)	48.8	830.5	634.3	1,464.8
Reclassification of reserves	-	-	-	-	(12.0)	12.0	-	-	-
Profit/(loss) for the year	-	-	-	-	-	(130.1)	(130.1)	(157.4)	(287.5)
Other comprehensive income/(loss) for the year	-	-	-	-	(1.6)	(0.1)	(1.7)	(1.9)	(3.6)
Total comprehensive income/(loss) for the year	-	-	-	-	(1.6)	(130.2)	(131.8)	(159.3)	(291.1)
Transactions with owners, recognised directly as equity;									
Acquisition of non-controlling interest without change of control (Note 20)	-	-	(0.3)	-	(0.2)	(1.0)	(1.5)	(16.3)	(17.8)
Balance at 31 December 2020	5.1	0.7	(22.4)	813.5	(29.2)	(70.6)	697.3	458.6	1,155.9

Parent Company Statement of Financial Position At 31 December 2021

<i>USD million</i>	<i>Notes</i>	2021	2020
Assets			
Non-current assets			
Investment in subsidiaries	25	670.1	670.1
Total non-current assets		670.1	670.1
Current assets			
Other receivables	16	0.5	0.2
Cash and cash equivalents		4.2	3.5
Total current assets		4.6	3.8
Total assets		674.7	673.8
Equity and liabilities			
Equity			
Share capital	18	5.1	5.1
Share premium	19	0.7	0.7
Other reserves	20	637.3	637.3
Retained earnings		31.4	28.6
Total equity		674.4	671.6
Non-current liabilities			
Employees' end of service benefits		0.1	0.1
Total non-current liabilities		0.1	0.1
Current liabilities			
Trade and other payables	24	0.2	0.1
Current interest-bearing liabilities	21	-	2.0
Total current liabilities		0.2	2.1
Total liabilities		0.3	2.2
Total equity and liabilities		674.7	673.8

The Company has elected to take the exemption under section 408 of the Companies Act 2006 not to present the Company profit and loss account. The profit for the Company for the year was USD 2.8 million (USD 5.5 million loss for 2020).

Parent Company Statement of Cash Flows For the Year Ended 31 December 2021

<i>USD million</i>	<i>Notes</i>	2021	2020
Operating activities			
Profit/(loss) before income tax		2.8	(5.5)
Less dividend income		(5.0)	-
Operating cash flow before working capital changes		(2.2)	(5.5)
(Increase)/decrease in trade and other receivables		(0.2)	0.6
Increase/(decrease) in trade and other payables		0.1	(0.5)
Cash used in operations		(2.3)	(0.5)
Dividend received		5.0	-
Net cash from/(used in) operating activities		2.7	(5.4)
Financing activities			
Proceeds obtained from/repaid to subsidiary	21	-	(0.5)
Repayment of borrowings	21	(2.0)	(12.3)
Net cash from/(used in) financing activities		(2.0)	(12.8)
Net increase/(decrease) in cash and cash equivalents			
		0.7	(18.1)
Cash and cash equivalents at beginning of the period		3.5	21.7
Cash and cash equivalents at end of the period		4.2	3.5

Parent Company Statement of Changes in Equity For the Year Ended 31 December 2021

<i>USD million</i>	<i>Share capital</i>	<i>Share premium</i>	<i>Other reserves</i>	<i>Accumulated losses</i>	<i>Total</i>
Balance at 1 January 2021	5.0	0.7	637.3	28.6	671.6
Profit/(loss) for the year	-	-	-	2.8	2.8
Total comprehensive profit/(loss) for the year	-	-	-	2.8	2.8
Balance at 31 December 2021	5.0	0.7	637.3	31.4	674.4

Parent Company Statement of Changes in Equity For the Year Ended 31 December 2020

<i>USD million</i>	<i>Share capital</i>	<i>Share premium</i>	<i>Other reserves</i>	<i>Accumulated losses</i>	<i>Total</i>
Balance at 1 January 2020	5.0	0.7	637.3	34.2	677.2
Profit/(loss) for the year	-	-	-	(5.5)	(5.5)
Total comprehensive profit/(loss) for the year	-	-	-	(5.5)	(5.5)
Balance at 31 December 2020	5.0	0.7	637.3	28.6	671.6

Notes to the Consolidated and Parent Company Financial Statements

At 31 December 2021

1. Corporate Information

RAK Petroleum plc (“RAK Petroleum” or the “Company”) is incorporated as a public limited company organised and existing under the laws of England and Wales pursuant to the United Kingdom (“UK”) Companies Act. The Company was incorporated on 17 June 2013 and the Company’s registration number is 08572925. The registered office of the Company is Highdown House, Yeoman Way, Worthing, West Sussex BN99 3HH, UK.

The Company is an energy investment company that currently owns two major assets:

- A block of 438,379,418 shares in DNO ASA (“DNO”) representing 44.94 percent of the total DNO shares outstanding at 31 December 2020 (2020: 44.94 percent). DNO and its subsidiaries (the “DNO Group”) is included in the Consolidated Financial Statements of the Group as a subsidiary for the year ended 31 December 2021; and
- 100 percent ownership of Mondoil Enterprises, LLC (“Mondoil Enterprises”). Through this investment in Mondoil Enterprises, the Group holds a one-half stake in Mondoil Côte d’Ivoire LLC (“Mondoil Côte d’Ivoire”) which in turn holds a two-thirds ownership in Foxtrot International LDC (“Foxtrot International”), a privately-held oil and gas company active in Côte d’Ivoire. Mondoil Côte d’Ivoire is included in the consolidated accounts of the Group as a Joint Venture for the year ended 31 December 2021.

The Company has its Class A Shares listed on the Oslo Børs.

2. Summary of Significant Accounting Policies

The principal accounting policies applied in the preparation of these Consolidated and Parent Company Financial Statements are set out below. These policies have been consistently applied to all the years presented, unless otherwise stated.

Basis of Preparation

The Consolidated Financial Statements of the Group are prepared in accordance with UK adopted International Accounting Standards (“IAS”) and International Financial Reporting Standards (“IFRSs”) as adopted by the European Union as they apply to annual accounting periods beginning on or after 1 January 2021. The Parent Company Financial Statements are prepared in accordance with UK adopted IAS in conformity with the requirements of the Companies Act as applied in accordance with section 408 of the Companies Act 2006 (“Companies Act”).

The Consolidated Financial Statements are prepared under the historical cost convention with the following exceptions: investments in equity instruments classified as financial investments at fair value through other comprehensive income are recognised at fair value.

As permitted by IAS 1 Presentation of Financial Statements and in conformity with industry practice, the expenses in the consolidated statements of comprehensive income are presented as a combination of nature and function as this gives the most relevant and reliable presentation for the Group.

Due to rounding, the figures in one or more rows or columns included in the financial statements and notes may not add up to the subtotals or totals of that row or column.

The preparation of financial statements in conformity with IFRSs requires the use of certain critical accounting estimates. It also requires management to exercise its judgement in the process of applying the Group’s accounting policies. The areas involving a higher degree of judgement or complexity, or areas where assumptions and estimates are significant to the Consolidated or Parent Company Financial Statements, are disclosed in Note 3.

2. Summary of Significant Accounting Policies (continued)

Going Concern

The Consolidated and Parent Company Financial Statements have been prepared on a going concern basis.

Taking account of the Group's present position and principal risks, the Board of Directors has a reasonable expectation that the Group and the Company will be able to continue in operation and meet their liabilities as they fall due for the period at least 12 months following approval of the Consolidated and Parent Company Financial Statements. In forming this conclusion, the Board of Directors considered the 15-month period to June 2023.

The Company acts as a holding company and currently holds interests in two oil and gas companies (the "Investment Entities"): DNO and Foxtrot International. At 29 March 2022, the Company indirectly owned 44.94 percent of the total outstanding shares of DNO and indirectly owned 33.33 percent of Foxtrot International. The Company and its wholly-owned subsidiaries have no direct production or expenditure in oil and gas assets. All production and expenditure in oil and gas assets is carried out through the Investment Entities, DNO and Foxtrot International. DNO is a Norwegian exploration and production company listed on the Oslo Børs (Oslo Stock Exchange). The Company is one of many shareholders and has no obligation to fund DNO's activities and expenditures. DNO has in place debt facilities and would be expected to be able to access funds if necessary through the usual suite of capital raising options available to any listed company. Foxtrot International is a privately-held company with two shareholders responsible for funding any expenditure requirements not covered by revenue generated in its operations. Foxtrot International sends monthly dividend payments from revenue generated from the sale of gas, oil and condensate and sends monthly cash calls to fund anticipated expenditure. Foxtrot is

accounted for as a Joint Venture using the equity method of accounting. DNO is accounted for as a subsidiary due to the application of IFRS 10 regarding de-facto control, even though the Company is treated equally to other DNO shareholders and has no obligation to fund DNO's expenditures.

Reflecting that the DNO Group is only consolidated as a result of de-facto control, in assessing the Group's going concern the Board of Directors made separate consideration of the DNO Group and the Company, its wholly-owned subsidiaries and investment in Foxtrot International.

Company, wholly-owned subsidiaries and investment in Foxtrot International
The Board of Directors conducted a review for the period up to end June 2023 for the cash flow of the Company, its wholly-owned subsidiaries and investment in Foxtrot International.

In making its determination, the Board of Directors considered (i) the approved budget for 2022 expenditures at Foxtrot International and expectations of expenditures over the remainder of the forecast period, (ii) forecasted cash flows from Foxtrot International, (iii) the timing and amount of the Company's existing and potential obligations to repay outstanding indebtedness, (iv) forecasted general and administrative expenses for the Company and its wholly-owned subsidiaries and (vi) the likelihood of DNO dividends. In this regard, the Company benefits from Foxtrot International cash flows that are not substantially dependent upon world oil prices.

The underlying assumptions were stress tested and reviewed in the context of the Group's liquidity and the principal risks of the regions and industry in which it operates and with regard to the risks set out in the Principal Risks section above. No dividends are assumed from DNO in the base case or stress testing analysis. Reduced dividend revenue from Foxtrot International was analysed at a level of 25 percent, 50 percent and 100

percent reduction and opportunities for the reduction of expenditure were considered.

The Board of Directors noted that the liquidity of the Company, wholly-owned subsidiaries and investment in Foxtrot International is not reduced to nil unless there is an extreme, and highly unlikely, reduction in dividend income from Foxtrot International throughout the period to June 2023, with no mitigations being implemented.

DNO Group

The Board of Directors noted that for the purposes of the DNO Annual Report and Accounts published on 17 March 2022, the DNO Board of Directors concluded after their own analysis that the going concern basis of preparation was warranted for DNO and took note of (i) DNO's exceptionally low reported lifting costs in Kurdistan, (ii) financing arrangements that DNO has in place (iii) DNO's substantial proven and probable producing oil reserves under existing arrangements that permit cash flow generation covering the forecast period, (iv) the significant improvement in oil and gas prices, (v) the build-up of DNO's cash balance and (vi) DNO's ability to reduce investment expenditure. The Board of Directors noted that the period covered for DNO's assessment was to 31 December 2022. This period has subsequently been extended for the purposes of the Company's going concern assessment.

For the Consolidated Financial Statements of the Group, the going concern assessment for the DNO Group was reviewed in detail by the Board of Directors for the period up to end June 2023. A base case Brent oil price of USD 65 per barrel was assumed. Stress testing of the cash flows was carried out at varying Brent oil price assumptions (USD 45 per barrel and USD 85 pence per therm) without modelling the benefits of identified mitigation actions. The bond covenants and reserves-based lending covenants were also reviewed with forecast minimum cash, equity and EBITDAX (earnings before interest, tax, depreciation, amortisation and

2. Summary of Significant Accounting Policies (continued)

exploration expense) compared to the covenant limits throughout the going concern time period under the base case and stress test cases. The EBITDAX covenant is most sensitive to a severe reduction in oil prices but this covenant is not breached in the above cases, without requiring mitigating actions.

In reviewing the DNO assessment of going concern the Board of Directors continued to monitor the uncertainty caused by the Covid-19 pandemic and its effect on the global economy, while also noting the gradual easing of restrictions since the reporting date. The Board of Directors also noted the consideration of the possible future impacts of climate-change initiatives. In addition, the Board of Directors assessed the 15 February 2022 ruling by the Federal Supreme Court of Iraq ("FSCI") on the Kurdistan Regional Government's ("KRG"'s) constitutional rights and powers as regards oil and gas as further detailed under Critical Accounting Judgements and Estimates, Risks Associated with Operating in Kurdistan on page 91. It is currently not clear how this ruling will be followed up. To date there has been no effect on operations but any development will be closely monitored. In assessing the effect on going concern, the Board of Directors considered the potential effect of a significant interruption in the settlement of receivables from the KRG. Were such an interruption to arise, the Board of Directors would expect DNO to reassess the levels of capital investment at the Tawke and Baeshiqa licences as it did during the initial stages of the Covid-19 pandemic.

Based on its assessment of this analysis, the Board of Directors has a reasonable expectation that the DNO Group will be able to continue in operation and manage its liabilities as these fall due over the forecast period to June 2023. The Board of Directors noted DNO's current cash balance when reaching its going concern conclusion.

Conclusion for the Group and Company

Based on the assessment described above, the Board of Directors has a reasonable expectation that the Group and the Company will be able to continue in operation and meet their liabilities for a period of at least 12 months, having assessed forecasts for the 15-month period to June 2023.

New Standards Adopted by the Group

There were no standards that have been adopted by the Group for the first time for the financial year beginning on or after 1 January 2021 that had a material impact on the Group.

Group Accounting and Consolidation Principles Investments in Subsidiaries

A subsidiary is an entity over which the Group has control. Control is achieved when the Group is exposed, or has rights, to variable returns from its involvement with the investee and has the ability to affect those returns through its power over the investee. Specifically, the Group controls an investee if, and only if, the Group has:

- Power over the investee (i.e., existing rights that give it the current ability to direct the relevant activities of the investee);
- Exposure, or rights, to variable returns from its involvement with the investee; and
- The ability to use its power over the investee to affect its returns.

Acquisition of subsidiaries is accounted for using the acquisition method. The cost of an acquisition is measured as the aggregate of the consideration transferred, measured at acquisition date fair value. Goodwill is recognised on acquisition of subsidiaries and it represents the excess of the consideration transferred, the amount of any non-controlling interest in the acquiree and the acquisition-date fair value of any previous equity interest in

the acquiree over the fair value of the identifiable net assets acquired.

Subsidiaries are fully consolidated from the date of acquisition or incorporation, being the date on which the Group obtains control, and continue to be consolidated until the date when such control ceases. The financial statements of the subsidiaries are prepared for the same reporting period as the Group, using consistent accounting policies.

The Group recognises any non-controlling interest in the acquiree on an acquisition-by-acquisition basis at the non-controlling interest's proportionate share of the recognised amounts of the acquiree's identifiable net assets.

If the business combination is achieved in stages, the acquisition date carrying value of the acquirer's previously held equity interest in the acquiree is re-measured to fair value at the acquisition date; any gains or losses arising from such re-measurement are recognised in profit or loss.

Profit or loss and each component of Other Comprehensive Income ("OCI") are attributed to the equity holders of the parent of the Group and to the non-controlling interests, even if this results in the non-controlling interests having a deficit balance. When necessary, adjustments are made to the financial statements of subsidiaries to bring their accounting policies into line with the Group's accounting policies. All intra-group assets and liabilities, equity, income, expenses and cash flows relating to transactions between members of the Group are eliminated on consolidation for the controlling interest share.

Transactions with non-controlling interests that do not result in loss of control are accounted for as equity transactions – that is, as transactions with the owners in their capacity as owners. The difference between fair value of any consideration paid and the

2. Summary of Significant Accounting Policies (continued)

relevant share acquired of the carrying value of net assets of the subsidiary is recorded in equity. Gains or losses on disposals to non-controlling interests are also recorded in equity.

If the Group loses control over a subsidiary, it derecognises the related assets (including goodwill), liabilities, non-controlling interest and other components of equity, while any resultant gain or loss is recognised in profit or loss. Any investment retained is recognised at fair value.

In the Parent Company Financial Statements, investments in subsidiaries are held at cost less impairment. Cost is the fair value of consideration given. Investments in subsidiaries are subject to the same impairment assessment as investments in Associates and Joint Ventures as explained below.

Joint Ventures

A Joint Venture is a type of joint arrangement whereby the parties that have joint control of the arrangement have rights to the net assets of the Joint Venture. Joint control is the contractually agreed sharing of control of an arrangement, which exists only when decisions about the relevant activities require unanimous consent of the parties sharing control.

The considerations made in determining significant influence or joint control are similar to those necessary to determine control over subsidiaries.

The Group's investments in Joint Ventures are accounted for using the equity method. Under the equity method, the investment in a Joint Venture is initially recognised at cost. The carrying amount of the investment is adjusted to recognise changes in the Group's share of net assets of the Joint Venture since the acquisition date. Goodwill relating to the Joint Venture is included in the carrying amount of the investment and is neither amortised nor individually tested for

impairment. The income statement reflects the Group's share of the results of operations of the Joint Venture.

On acquisition of the investment, any difference between the cost of the investment and the Group's share of the net fair value of the investee's identifiable assets and liabilities is accounted for as:

- Goodwill relating to a Joint Venture and is included in the carrying amount of the investment. Such goodwill is not amortised; and
- Any excess of the Group's share of the net fair value of the investee's identifiable assets and liabilities over the cost of the investment ("negative goodwill") is included as income in the determination of the entity's share of the Joint Venture's profit or loss in the period in which the investment is acquired.

Appropriate adjustments to the Group's share of the Joint Venture's profit or loss after acquisition are made in order to account, for example, for depreciation of the depreciable assets (and related deferred tax, if any) based on their fair values at the acquisition date.

Any change in OCI of those investees is presented as part of the Group's OCI. In addition, when there has been a change recognised directly in the equity of the Joint Venture, the Group recognises its share of any changes, when applicable, in the statement of changes in equity.

The aggregate of the Group's share of profit or loss of a Joint Venture represents profit or loss after tax and non-controlling interests in the subsidiaries of the Joint Venture.

The financial statements of the Joint Venture are prepared for the same reporting period as the Group. When necessary, adjustments are made to bring the accounting policies in line with those of the Group (IFRS).

The impact of reciprocal interests between the Group and its investees is eliminated before the Group accounts for its share; the Group also reduces its equity and investment balance by its effective interest in its own shares.

After application of the equity method, the Group evaluates whether there are any potential impairment indicators as per IFRS 9. If there is an indication that the Group's interests in a Joint Venture may be impaired, an impairment test as per IAS 36 is conducted. The entire carrying amount of the investment in the Joint Venture is compared to the recoverable amount, which is the higher of value-in-use or fair value less cost of disposal. Value-in-use is calculated by the present value of the Group's share of the Joint Venture's future cash flows, including any proceeds from future disposals. If the carrying amount exceeds the recoverable amount, the excess is recorded as impairment in the income statement.

If in a subsequent period, the amount of impairment loss decreases, and the decrease can be related objectively to an event occurring after the impairment was recognised, the previously recognised impairment loss should be reversed through profit or loss. The reversal of a previous impairment loss is recognised to the extent that the recoverable amount of the investment subsequently increases; however the maximal impairment reversal is limited to what that carrying amount would have been (net of amortisation or depreciation) had no impairment loss been recognised for the asset in prior years.

The most recent detailed calculation made in a preceding period of the recoverable amount of a Group's interests in a Joint Venture may be used in the impairment test of that investment in the current period, provided that (i) the most recent recoverable amount calculation resulted in an amount that exceeded the carrying amount of the investment by a substantial margin, and (ii) based on an analysis of events that have occurred and circumstances that

2. Summary of Significant Accounting Policies (continued)

have changed since the most recent recoverable amount calculation, the likelihood that a current recoverable amount determination would be less than the current carrying amount of the investment is remote.

Interest in Jointly Controlled Operations (Assets)

A joint arrangement is present when the Company (or one of its subsidiaries) holds a long-term interest which is jointly controlled by the Company (or one of its subsidiaries) and one or more other parties under a contractual arrangement in which decisions about the relevant activities require the unanimous consent of the parties sharing control. Such joint arrangements are classified as either joint operations or joint ventures.

Under IFRS 11 *Joint Arrangements*, a joint operation is a joint arrangement whereby the parties that have joint control of the arrangement have rights to the assets and obligations for the liabilities. Oil and gas licences held by the Group which are within the scope of IFRS 11 have been classified as joint operations.

The Group recognises its investments in joint operations by reporting its share of related revenues, expenses, assets, liabilities and cash flows under the respective items in the Consolidated Financial Statements.

For those licences that are not deemed to be joint arrangements pursuant to the definition of IFRS 11, either because unanimous consent is not required among all parties involved, or no single group of parties has joint control over the activity, the Group recognises its share of related expenses, assets, liabilities and cash flows under the respective items in the Consolidated Financial Statements in accordance with applicable IFRSs. In determining whether each separate arrangement related to the Group's joint operations is within or outside the scope of IFRS 11, the Group considers the terms of relevant licence agreements, governmental concessions and other legal arrangements

impacting how and by whom each arrangement is controlled.

Licence acquisitions

For acquisition of oil and gas licences, individual assessment is made whether the acquisition should be treated as a business combination or as an asset purchase. The conclusion may materially affect the financial statements both in the transaction period and in future periods. Generally, the purchase of a licence in the development or production phase is regarded as a business combination, while the purchase of a licence in the exploration phase is regarded as an asset purchase.

Farm-in and Farm-out

A farm-in or farm-out of an oil and gas licence takes place when the owner of the working interest (the "farmor") transfers all or a portion of its working interest to another party (the "farmee") in return for an agreed upon consideration and/or action, such as conducting subsurface studies, drilling wells or developing the asset. Any cash consideration received directly from the farmee is credited against costs previously capitalised in relation to the whole interest with any excess accounted for by the farmor as a gain on disposal. The farmee capitalises or expenses its costs as incurred according to the accounting method it is using. There are no accruals for future commitments in farm-in/farm-out agreements in the exploration and evaluation phase and no profit or loss recognised by the farmor. In the development or production phase a farm-in/farm-out agreement will be treated as a transaction recorded at fair value as represented by the costs carried by the farmee. Any gain or loss arising from the farm-in/farm-out is recognised in the statement of comprehensive income.

Licence swaps

Licence swaps are calculated at the fair value of the asset being exchanged, unless the transaction lacks commercial substance, or neither the fair value of the asset received, nor the fair value of the asset divested, can be

effectively measured. In the exploration phase, the Group normally recognises licence swaps based on historical cost basis, as the fair value is often difficult to measure. If the transaction is determined to be a business combination, the requirements of IFRS 3 apply.

Business Combinations

In accordance with IFRS 3 *Business Combinations*, an acquisition is considered a business combination, when the acquired asset or groups of assets constitute a business (i.e., an integrated set of operations and assets conducted and managed for the purpose of providing a return to the investors).

Acquired businesses are included in the financial statements from the transaction date. The transaction date is defined as the date on which the Group achieves control over the financial and operating assets. This date may differ from the actual date on which the assets are transferred.

For accounting purposes, business combinations are accounted for using the acquisition method. The cost of an acquisition is measured as the aggregate of the consideration transferred, measured at acquisition date fair value. Acquisition related costs are expensed as incurred, unless the acquisition is related to an acquisition of an Associate or Joint Venture, in which case such costs are added to the initial investment cost.

Acquisition cost equals the fair value of the assets used as consideration, including contingent consideration, equity instruments issued and liabilities assumed in connection with the transfer of control. Acquisition cost is measured against the fair value of the acquired assets and assumed liabilities. Identifiable intangible assets are included in connection with acquisitions if they can be separated from other assets or meet the legal contractual criteria. If the acquisition cost at the time of the acquisition exceeds the fair value of the acquired net assets (when the acquiring entity

2. Summary of Significant Accounting Policies (continued)

achieves control of the transferring entity), goodwill arises. If the fair value of the acquired net assets exceeds the acquisition cost on the acquisition date, the excess amount is taken to profit or loss immediately.

Goodwill is allocated to the cash-generating units or groups of cash-generating units that are expected to benefit from synergy effects of the acquisition. The allocation of goodwill may vary depending on the basis of its initial recognition.

The goodwill that is recognised by the DNO Group is related to technical goodwill, and is recognised due to the requirement to recognise deferred tax for the difference between the assigned fair values and the related tax base. The fair values of the DNO Group's licences in the North Sea are based on cash flows after tax. This is because these licences are sold only on an after-tax basis. The purchaser is therefore not entitled to a tax deduction for the consideration paid above the seller's tax values. In accordance with IAS 12, a provision is made for deferred tax corresponding to the tax rate multiplied by the difference between the fair values of the acquired assets and the transferred tax depreciation basis (i.e., tax values). The offsetting entry to this deferred tax is goodwill. Hence, goodwill arises as a technical effect of deferred tax. Technical goodwill is tested for impairment separately for each cash-generating-unit which give rise to the technical goodwill. A cash-generating-unit may be an individual oil and/or gas field, or a group of oil fields that are connected to the same infrastructure/production facilities, or a licence.

If the initial accounting for a business combination is incomplete by the end of the reporting period in which the combination occurs, the Group as acquirer reports in its Consolidated Financial Statements provisional amounts for the items for which the accounting is incomplete. During the measurement period, the

Group will retrospectively adjust the provisional amounts recognised at the acquisition date to reflect new information obtained about facts and circumstances that existed as of the acquisition date which, if known, would have affected the measurement of the amounts recognised as of that date. During the measurement period, the acquirer shall also recognise additional assets or liabilities if new information is obtained about facts and circumstances that existed as of the acquisition date which, if known, would have resulted in the recognition of those assets and liabilities as of that date. The measurement period ends as soon as the acquirer receives the information it was seeking about facts and circumstances that existed as of the acquisition date or learns that more information is not obtainable. However, the measurement period shall not exceed one year from the acquisition date.

Pre-existing contractual relationships between acquirer and acquiree are recognised separately from the business combination.

For an acquisition of a group of assets that does not constitute a business, all acquired assets and liabilities will be identified and the cost of the transaction is allocated to the assets acquired and liabilities assumed based on their relative fair values at the date of purchase. No goodwill arises on the transaction. For acquisition of oil and gas licences, individual assessment is made whether the acquisition should be treated as a business combination or as an asset purchase. Generally, purchases of licences in a development or production phase will be regarded as a business combination, while purchases of licences in the exploration phase will be regarded as an asset purchase.

Segment Reporting

Operating segments are reported in a manner consistent with the internal reporting provided to the chief operating decision-maker. The Chief Operating Decision Maker, who is responsible for allocating resources and assessing performance of the operating segments, has been identified as the

Executive Chairman of the Board of Directors.

Executive management monitors the operating results of its operating segments separately for the purpose of making decisions about resource allocation and performance assessment. Segment financial performance is evaluated based on the income statements, financial position as well as through other key performance indicators. Transfer pricing between the segments and companies is set using the arm's-length principle in a manner similar to transactions with third parties.

Foreign Currency Translation and Transactions Functional Currency

Items included in the financial statements of each of the Group's entities are measured using the currency of the primary economic environment in which the entity operates (the "functional currency"). The Consolidated and Parent Company Financial Statements are presented in USD, which is the Company's presentation currency.

Transactions and Balances

Transactions in foreign currencies are recorded in the functional currency at the rate ruling at the date of the transaction. Monetary assets and liabilities denominated in foreign currencies are retranslated at the rate of exchange ruling at the reporting date. All differences are taken to profit or loss. Foreign exchange gains or losses resulting from changes in the fair value of non-monetary financial assets classified as equity instruments are recognised directly in other comprehensive income.

At the reporting date, the assets and liabilities of Group companies with functional currencies other than USD are translated into USD at the rate of exchange ruling at the reporting date and their income statements are translated at the weighted average exchange rates for the year or each month. Equity is translated at historical rates. The differences arising on the translation are taken directly to the

2. Summary of Significant Accounting Policies (continued)

consolidated statement of other comprehensive income. On disposal of an entity, the deferred cumulative foreign currency translation differences recognised in equity relating to that entity are recognised in profit or loss.

Goodwill and fair value adjustments arising on the acquisition of a foreign entity are treated as assets and liabilities of the foreign entity and translated at the closing rate. Exchange differences arising are recognised in other comprehensive income.

Classification in the Statement of Financial Position

Current assets and current liabilities include items due less than a year from the statement of financial position date, and if longer, items related to the operating cycle. The current portion of non-current liabilities is included under current liabilities. Investments in shares held for trading are classified as current assets, while strategic investments are classified as non-current assets. Other assets and liabilities are classified as non-current assets and non-current liabilities.

Fair Value

Financial instruments such as investments in equity instruments are measured at fair value at each balance sheet date. Fair value is the price that would be received to sell an asset or paid to transfer a liability in an orderly transaction between market participants at the measurement date. The fair value of an asset or a liability is measured using the assumptions that market participants would use when pricing the asset or liability, assuming that market participants act in their economic best interest. All assets and liabilities for which fair value is measured or disclosed in the financial statements are categorised within the fair value hierarchy, described as follows:

- Level 1 — Quoted market prices in active markets for identical assets or liabilities
- Level 2 — Valuation techniques

for which the lowest level input that is significant to the fair value measurement is directly or indirectly observable

- Level 3 — Valuation techniques for which the lowest level input that is significant to the fair value measurement is unobservable

Investments in equity instruments, where available, are measured at quoted market prices at the measurement date.

Property, Plant and Equipment General

Property, Plant and Equipment ("PP&E") acquired by the Group are recognised at historical cost and adjusted for depreciation, depletion and amortisation ("DD&A") and impairment charges. The carrying amount of the PP&E in the statement of financial position represents the cost less accumulated DD&A and accumulated impairment charges.

The unit-of-production method is used in the depreciation of oil and gas assets. The rate of depreciation is equal to the ratio of oil and gas production for the period over the estimated remaining proven and probable reserves.

Other fixed assets in use (excluding oil and gas properties) are generally depreciated on a straight-line basis at rates varying from three to seven years. Expected useful lives are reviewed at each statement of financial position date and, where there are changes in estimates, depreciation periods are changed accordingly.

Ordinary repairs and maintenance costs, defined as day-to-day servicing costs, are charged to profit or loss during the financial period in which they are incurred. The cost of major workovers is included in the asset's carrying amount when it is likely that the Group will derive future financial benefits exceeding the originally assessed standard performance of the existing asset. Gains and losses on disposals are determined by comparing the disposal proceeds with the carrying amount and are included in operating

profit. Assets held for sale are reported at the lower of the carrying amount and the fair value, less selling costs.

Exploration and Development Cost for Oil and Gas Assets

Capitalised exploration expenditures are classified as intangible assets and reclassified to tangible assets (i.e., PP&E) at the start of the development. For accounting purposes, an oil and gas field is considered to enter the development phase when the technical feasibility and commercial viability of extracting oil and gas from the field are demonstrable, normally at the time of concept selection. All costs of developing commercial oil and gas fields are capitalised, including indirect costs. Capitalised development costs are classified as tangible assets (i.e., PP&E). Pre-development expenditures up until development project sanction in general do not meet the criteria for capitalisation and are expensed as incurred.

Acquired licence rights are recognised as intangible assets at the time of acquisition. Acquired licence rights related to fields in the exploration phase remain as intangible assets when the related fields enter the development or production phase.

Oil and Gas Assets in Production

Capitalised costs for oil and gas assets are depreciated using the unit-of-production method. The rate of depreciation is equal to the ratio of oil and gas production for the period over the estimated remaining proven and probable reserves at the beginning of the period. The future development expenditures necessary to bring those reserves into production are included in the basis for depreciation and are estimated by the management based on current period-end un-escalated price levels. The reserve basis used for depreciation purposes is updated at least once a year. Any changes in the reserves affecting unit-of-production calculations are reflected prospectively.

Borrowing Cost

General and specific borrowing costs directly attributable to the acquisition, construction or production of

2. Summary of Significant Accounting Policies (continued)

qualifying assets (such as PP&E assets), which are assets that necessarily take a substantial period of time to make ready for their intended use or sale, are capitalised and added to the cost of those assets until such time as the assets are substantially ready for their intended use or sale. Borrowing costs consist of interest and other costs that the Group incurs in connection with the borrowing of funds.

All other borrowing costs are expensed and recognised in profit or loss in the period in which they are incurred.

The capitalisation of borrowing costs is recorded based on the average interest rate for the Group in the period. The capitalised borrowing costs cannot exceed the actual borrowing costs in each period.

Component Cost Accounting/ Decomposition

The Group allocates the amount initially recognised in respect of an item of PP&E to its significant parts and depreciates separately each such part over its useful life. The Group has identified the oil and gas field (or group of oil and gas fields) or licence level as the lowest level at which separate cash flows can be identified. This means that there is no decomposition beyond the licence level. A plan for development is usually defined for each field taking into consideration exploration wells, production wells and infill wells.

Leases

The Group assesses at contract inception whether a contract is, or contains, a lease. That is, if the contract conveys the right to control the use of an identified asset for a period of time in exchange for consideration.

The Group applies a single recognition and measurement approach for all leases, except for short-term leases (12 months or less) and leases of low-value assets. Short-term leases and leases of low value assets have not been reflected in the balance sheet but expensed or capitalised as incurred,

depending on the activity in which the leased asset is used.

At the commencement date of a lease, the Group recognises a liability to make lease payments and an asset representing the right to use the underlying asset (right-of-use ("RoU") asset) during the lease term.

The RoU assets are measured to cost, less any accumulated depreciation and impairment losses, and adjusted for any re-measurement of lease liabilities. The RoU assets are depreciated linearly over the lifetime of the related lease contract.

Lease liabilities are measured at the present value of lease payments to be made over the lease term. In calculating the present value of lease payments, the Group uses the implicit interest rate and if not readily determinable, its incremental borrowing rate at the lease commencement date.

Extension options are included in the lease liability when, based on management's judgement, it is reasonably certain that an extension will be exercised.

When an entity, as the operator of a licence, is considered to have the primary responsibility for the full lease payments (e.g., a rig lease where the lease agreement is entered into in the entity's name as the operator of the licence at the initial signing), the lease liability may be recognised on a gross basis rather than on the entity's working interest share. The entity then derecognises a portion of the RoU asset corresponding to the non-operator's interests in the licence (presented under receivables).

In the consolidated statements of comprehensive income, operating lease costs, relating to contracts containing a lease, are replaced by depreciation and interest expense.

In the consolidated cash flow, lease payments related to lease liabilities recognised in accordance with IFRS

16, are presented as cash flow used in financing activities.

The Group's RoU assets mainly relate to office rent, rig leases and equipment. The Group also leases equipment with contract terms of one to three years but has elected to apply the practical expedient on low value assets and does not recognise lease liabilities or RoU assets and the leases are instead expensed when the costs are incurred.

Intangible Assets

General

Intangible assets are stated at cost, less accumulated amortisation and accumulated impairment charges. Intangible assets include acquisition costs for oil and gas licences, expenditures on the exploration for oil and gas resources, goodwill and other intangible assets. Goodwill is not depreciated. The useful lives of intangible assets are assessed as either finite or infinite. Amortisation of intangible assets is based on the expected useful economic lives and assessed for impairment whenever there is an indication that the intangible asset might be impaired. The impairment review of intangible assets with infinite lives is undertaken annually or more often if indicators exist.

Exploration and Evaluation Assets

The Group uses the successful efforts method to account for its exploration and evaluation assets. All exploration costs (including purchase of seismic, geological and geophysical costs and general and administrative costs), except for acquisition costs of licences and drilling costs of exploration wells, are expensed as incurred. Acquisition costs of licences and drilling costs of exploration wells are temporarily capitalised pending the determination of oil and gas resources. These costs include directly attributable employee remuneration, materials and fuel used, rig costs and payments to contractors. Continued capitalisation of such costs is assessed for impairment at each reporting date. The main criterion is that there must be plans for future activity in the licence or that a development decision is

2. Summary of Significant Accounting Policies (continued)

expected in the near future. If reserves or resources are not found, or if discoveries are assessed not technically or commercially recoverable, the costs of exploration wells and licences are expensed.

Impairment/Reversal of Impairment of Non-financial Assets

PP&E, Intangible Assets and Investments in Associates or Joint Ventures are reviewed for impairment whenever events or changes in circumstances indicate that the carrying amount of an asset may not be recoverable. Goodwill is assessed at least annually for impairment.

Indications of impairment may include a decline in the price of oil and gas, changes in future investments or changes in reserve estimates. For the purposes of assessing impairment, assets are grouped at the lowest levels for which there are separable identifiable cash inflows, known as a cash-generating unit. For oil and gas assets, a cash-generating-unit may be an individual oil and/or gas field, or a group of oil and gas fields that are connected to the same infrastructure/production facilities, or a licence.

An impairment loss is recognised when the carrying amount exceeds the recoverable amount of an asset. The recoverable amount is the higher of the asset's fair value less costs of disposal and its value-in-use. The value-in-use is determined by reference to discounted future cash flows expected to be generated by the asset.

In assessing value-in-use, the estimated future cash flows are discounted to their present value using a pre-tax discount rate that reflects current market assessments of the time value of money and the risks specific to the asset. In determining fair value less costs of disposal, recent market transactions are taken into account. If no such transactions can be identified, an appropriate valuation model is used. These calculations are corroborated

by valuation multiples, quoted share prices for publicly traded companies or other available fair value indicators.

Goodwill is tested as part of the cash-generating-unit.

When performing the impairment test for technical goodwill, deferred tax recognised in relation to the acquired licences reduces the net carrying value prior to the impairment charges.

Except for goodwill, a previously recognised impairment loss is reversed through profit or loss only if there has been a change in the estimates used to determine the recoverable amount. It is not reversed to an amount that would be higher than if no impairment loss had been recognised. After such a reversal, the depreciation charge is adjusted in future periods to allocate the asset's revised carrying amount, less any residual value, on a systematic basis over its remaining useful life.

Impairment of Technical Goodwill

Although not an IFRS term, "technical goodwill" is commonly used in the oil and gas industry to describe a category of goodwill arising as an offsetting amount to deferred tax recognised in business combinations. DNO has recognised a significant technical goodwill arising from business combinations. There are no specific IFRS guidelines about the allocation of technical goodwill, and the DNO Group has therefore applied the general guidelines for allocating goodwill for the purpose of impairment testing. In general, technical goodwill is allocated to a cash-generating-unit or group of cash-generating-units that give rise to the technical goodwill, while any residual goodwill may be allocated across all cash-generating-units based on facts and circumstances in the business combination.

Technical goodwill is subject to impairment testing annually or whenever there is an indicator that the cash-generating-unit (or groups of cash-generating-units) to which it is allocated is impaired. Moreover, goodwill is not depreciated and hence,

impairment of technical goodwill is expected on a recurring basis, unless there are positive changes in underlying assumptions that more than offset the production from the cash-generating-unit (or groups of cash-generating-units). Impairment is recognised if the recoverable amount of the cash-generating-unit (or groups of cash-generating-units) to which the technical goodwill is related is less than the carrying amount. Impairment of goodwill cannot be reversed in future periods.

When performing the impairment test for technical goodwill, deferred tax recognised in relation to the acquired assets in a business combination reduces the net carrying value prior to the impairment charges. When deferred tax from the initial recognition decreases, more goodwill is exposed for impairment. After initial recognition, depreciation of values calculated in the purchase price allocations from business combinations will result in decreased deferred tax liability.

Financial Instruments

A financial instrument is any contract that gives rise to a financial asset of one entity and a financial liability or equity instrument of another entity. Financial instruments are initially recognised at fair value. After initial recognition the measurement and accounting treatment depend on the type of instrument and classification.

Financial instruments that are not derivatives consist of trade receivables and other receivables, cash and cash equivalents, loans, trade payables and other payables.

Financial assets

Financial assets are classified at initial recognition, and subsequently measured at:

- Amortised cost;
- Fair value through other comprehensive income ("FVTOCI"); and
- Fair value through profit or loss ("FVTPL").

2. Summary of Significant Accounting Policies (continued)

Financial Assets at Amortised Cost

Financial assets are measured at amortised cost if both of the following conditions are met:

- The financial asset is held within a business model with the objective to hold financial assets in order to collect contractual cash flows; and
- The contractual terms of the financial asset give rise on specified dates to cash flows that are solely payments of principal and interest on the principal amount outstanding.

Financial assets at amortised cost are subsequently measured using the effective interest rate (EIR) method and are subject to impairment. Gains and losses are recognised in profit or loss when the asset is derecognised, modified or impaired. The Group's financial assets at amortised cost include trade and other receivables.

Financial Assets Designated at FVTOCI

Upon initial recognition, equity investments can be irrevocably classified as equity instruments designated at FVTOCI. Gains and losses on these financial assets are not recycled to profit or loss at later periods. Equity instruments designated at FVTOCI are not subject to impairment assessment.

Financial Assets Designated at FVTPL

Financial assets designated at FVTPL include financial assets held for trading, financial assets designated upon initial recognition at FVTPL or financial assets mandatorily required to be measured at fair value. Financial assets designated at FVTPL are carried in the statements of financial position at fair value with net changes in fair value recognised in profit or loss. Dividends on listed equity investments are also recognised as other income in profit or loss when the right of payment has been established. The Group does not have significant assets designated at FVTPL.

Impairment of Financial Assets

An allowance is recognised for expected credit losses ("ECL"s) for all debt instruments not held at FVTPL. ECLs are based on the difference between the contractual cash flows due in accordance with the contract and all the cash flows that are expected to be received, discounted at an approximation of the original effective interest rate.

ECLs are recognised in two stages. For credit exposures with no significant increase in credit risk since initial recognition, ECLs are provided for credit losses that result from default events that are possible within the next 12 months. For credit exposures with significant increase in credit risk since initial recognition, a loss allowance is provided for credit losses expected over the remaining life of the exposure, irrespective of the timing of the default.

For trade receivables a simplified approach is applied in calculating ECLs. Changes in credit risk are not tracked but instead a loss allowance based on lifetime ECLs at each reporting date is recognised.

Expected credit losses are based on a multifactor and holistic analysis and will depend on historical experience with the customers adjusted for forward-looking factors specific to the customers and the economic environment.

Financial assets are assessed with regards to default when contractual payments are past the established payment due date and there is internal or external information indicating that the Group is unlikely to receive the outstanding contractual amounts in full. A financial asset is written off when there is no reasonable expectation of recovering the contractual cash flows.

Derecognition of Financial Assets and Liabilities

A financial asset is derecognised when:

- The Group no longer has the right to receive cash flows from the asset;
- The Group retains the right to receive cash flows from the asset but has assumed an obligation to pay them in full without material delay to a third party under a pass-through arrangement; or
- The Group has transferred its rights to receive cash flows from the asset and either has transferred substantially all the risks and rewards of the asset or has neither transferred nor retained substantially all the risks and rewards of the asset but has transferred control of the asset.

A financial liability is derecognised when the obligation under the liability is discharged, cancelled or expires. A bond loan is derecognised when it is repaid.

Financial Liabilities

Financial liabilities are classified at initial recognition as financial liabilities at FVTPL, loans and borrowings or payables.

All financial liabilities are recognised initially at fair value and, in the case of loans/borrowings and payables, net of directly attributable transaction costs.

The Group's financial liabilities include trade and other payables and loans.

The subsequent measurement of financial liabilities depends on the classification. No financial liabilities have been designated at FVTPL. Interest-bearing loans are after initial recognition measured at amortised cost using the effective interest rate method. Gains and losses are recognised in profit or loss when the liabilities are derecognised as well as through the amortisation process. Amortised cost is calculated by taking into account any discount or premium on acquisition and fees or costs that are an integral part of the effective interest rate. The amortisation cost is included as finance expense in the statements of comprehensive income. This applies mainly to bond loans (see Note 21).

2. Summary of Significant Accounting Policies (continued)

Exchange and Modification of Debt Instruments

An exchange between an existing borrower and lender of debt instruments with substantially different terms is accounted for as an extinguishment of the original financial liability and the recognition of a new financial liability. Similarly, a substantial modification of the terms of an existing financial liability or a part of it (whether or not attributable to the financial difficulty of the debtor) is accounted for as an extinguishment of the original financial liability and the recognition of a new financial liability.

If an exchange of debt instruments or modification of terms is accounted for as an extinguishment, any costs or fees incurred are recognised as part of the gain or loss on the extinguishment. If the exchange or modification is not accounted for as an extinguishment, any costs or fees incurred adjust the carrying amount of the liability and are amortised over the remaining term of the modified liability.

Cash and Cash Equivalents

For purposes of the consolidated statement of cash flows, cash and cash equivalents consist of cash in hand, bank balances and short-term deposits with an original maturity of three months or less.

Share Capital/Equity

Ordinary Shares

Ordinary shares are classified as equity.

Preference Shares

In determining whether a preference share is a financial liability or an equity instrument, the Group assesses the particular rights attached to the share to determine whether it exhibits the fundamental characteristics of a financial liability. Preference shares which are mandatorily redeemable or redeemable at the holders' option are classified as liabilities. Preference shares which are redeemable only at the issuer's option or not redeemable are classified as equity.

Incremental costs directly attributable to the issue of new ordinary shares

or options are shown in equity as a deduction from the proceeds, net of any tax effects.

Treasury Shares

The Company's own equity instruments that are reacquired ("treasury shares") by the Company or subsidiaries are recognised at cost and deducted from equity. No gain or loss is recognised in profit or loss of the purchase, sale, issue or cancellation of the Group's own equity instruments. Any difference between the carrying amount and the consideration, if reissued, is recognised in equity.

Dividend

Liability to pay a dividend is recognised when the distribution is authorised by the shareholders. A corresponding amount is recognised directly in equity.

Financial Income and Expenses

Financial income comprises interest income, dividend income, gains on the disposal of financial investments and changes in the fair value of financial assets measured at fair value through profit or loss and other financial income. Interest income is recognised as it accrues in profit or loss using the effective interest method. Dividend income is recognised in profit or loss on the date that the Company's or the Group's right to receive payment is established, which in the case of quoted securities is the ex-dividend date.

Financial expenses comprise interest expenses on borrowings, unwinding of the discount on provisions, changes in the fair value of financial assets measured at fair value to profit or loss, impairment losses recognised on financial assets, foreign exchange losses, losses on financial assets recognised in profit or loss and other financial expenses.

Foreign exchange gains or losses from financial instruments are reported as financial income or financial expenses.

Inventories

Inventories, other than inventories of oil, are valued at the lower of cost and net realisable value. Cost is determined by the first-in, first-out ("FIFO") method. Net realisable value is the

estimated selling price in the ordinary course of business, less the estimated costs of completion and estimated selling expenses.

Revenue Recognition

Oil and Gas Revenue

Revenues presented in the statement of comprehensive income consist of Revenue from contracts with customers and Other revenues. The split is disclosed in Note 5.

Revenue from contracts with customers is recognised when the customer obtains control of the oil and gas, which normally will be when title passes at point of delivery.

A liability (overlift) arises when the Group sells more than its share of the production. Similarly, an asset (underlift) arises when the sale is less than the Group's share of the production. The overlift/underlift balances are valued at production cost including depreciation (the sales method). The movements in overlift/underlift are presented as an adjustment to Cost of goods sold.

Tariff Income

Tariff income from processing of oil and gas in the North Sea is recognised as earned in line with underlying agreements.

Service Income

Revenues from services are recognised by the Company when the service has been performed.

Dividend Income

Dividend income is recognised by the Company when the right to receive payment is established.

Other Revenues

Other revenues are recognised when the goods or services are delivered and risk and control are transferred.

Revenue Recognition in Kurdistan

DNO generates revenues in the Kurdistan region of Iraq ("Kurdistan") through the sale of oil produced

2. Summary of Significant Accounting Policies (continued)

from the Tawke licence and which is exported by pipeline through Turkey by the KRG. The title is considered to have passed on delivery of oil to the export pipeline at Fish Khabur. In addition, pursuant to a receivables settlement agreement with the KRG in August 2017, DNO is entitled to production overrides representing three percent of gross Tawke licence revenues until 31 July 2022. The DNO Group recognises revenue in Kurdistan in line with the invoiced oil sales and overrides following monthly deliveries to the KRG.

The production sharing contracts ("PSC"s) held by the Group are considered to be within the scope of the standard and sale of oil and gas to customers is recognised as Revenue from contracts with customers. Based on business practice, the KRG is responsible for exporting oil produced in Kurdistan and it is assessed that DNO has a customer relationship with the KRG. It is considered that the contracts with customers contain a single performance obligation which is considered to be delivery of produced oil and gas to the customer.

The price for oil deliveries to the KRG is based on Brent prices with adjustments for oil quality and transportation fees.

Production Sharing Contracts

A PSC is an agreement between a contractor and a host government, whereby the contractor bears all of the risk and costs for exploration, development and production in return for a stipulated share of production.

The contractor recovers the sum of its investment and operating costs from a percentage of production ("cost oil"). In addition, the contractor is entitled to receive a share of production in excess of cost oil ("profit oil"). The sum of cost oil attributable to the contractor's share of costs and share of profit oil represents the contractor's entitlement under a PSC. The sum of royalties and the government's share of profit oil, including that of a governmentally controlled enterprise, represents the government take under a PSC.

DNO presents its operations governed by PSCs according to the sales method and the Group only recognises its sales as revenue after deduction of government take.

Current and Deferred Income Tax

Tax income/(expense) consists of taxes receivable/(payable) and changes in deferred taxes. Taxes payable/receivable are based on the amounts receivable from or payable to the tax authorities. Deferred tax liability is calculated on all taxable temporary differences unless there is a recognition exception.

Deferred tax assets and deferred tax liabilities are recognised irrespective of when the differences are reversed. They are recognised at their nominal value and classified as non-current assets/liabilities in the statement of financial position. Taxes payable and deferred tax are recognised directly in the equity to the extent that they relate to items charged directly to equity.

A deferred tax asset is recognised only to the extent that it is probable that the future taxable income will be available against which the asset can be utilised. Unrecognised deferred tax assets are re-assessed at each reporting date and are recognised to the extent that it has become probable that future taxable profits will allow the deferred tax asset to be recovered.

Deferred tax assets and deferred tax liabilities are offset in the statements of financial position if there is a legal right to settle current tax amounts on a net basis and the deferred tax amounts are levied by the same taxing authority on the same entity or different entities that intend to realise the asset and settle the liability at the same time.

Some PSCs provide that the corporate income tax to which the contractor is subject is deemed to have been paid to the government as part of the payment of profit oil to the government or its representatives. For accounting purposes, if such notional income tax is to be classified as income tax in accordance with the IAS 12, the Group would present this as an income tax expense with a corresponding increase in revenues.

This is an accounting presentation issue with no net impact on the statement of comprehensive income statement. Furthermore, it would be assessed whether any deferred tax asset or liability is required to be recognised equal to the difference between book values and the tax values of the qualifying assets and liabilities, multiplied by the applicable tax rate.

The current income tax charge is calculated on the basis of the tax laws enacted or substantively enacted at the balance sheet date in the countries where the Company and its subsidiaries operate and generate taxable income.

Management periodically evaluates positions taken in tax returns with respect to situations in which applicable tax regulation is subject to interpretation. It establishes provisions where appropriate on the basis of amounts expected to be paid to the tax authorities.

Employee Benefits

Pensions

The Group's pension obligations in Norway and Australia are limited to certain defined contribution plans which are paid to pension insurance plans/superannuation funds and charged to profit or loss in the period in which they are incurred. Once the contributions are paid there are no further obligations.

Bonus Plans

The Group recognises the expected cost of employee bonus payments when, and only when, the Group has a present legal or constructive obligation to make such payment as a result of past events and a reliable estimate of the obligation can be made.

Provisions and Contingent Liabilities

Provisions

A provision is recognised when the Group has a present obligation (legal or constructive) as a result of a past event, it is likely that an outflow of resources will be required to settle the obligation and a reliable estimate can be made of the obligation amount.

2. Summary of Significant Accounting Policies (continued)

When the Group expects some or all of a provision to be reimbursed, for example under an insurance contract, the reimbursement is recognised as a separate asset, but only if the reimbursement is virtually certain. The expense related to any provision is presented in profit or loss, net of any reimbursement (if recognised in the same period). Provisions are reviewed at each statement of financial position date and adjusted to reflect the current best estimate.

The amount of the provision is the present value of the risk-adjusted expenditures expected to be required to settle the obligation, determined using the estimated risk-free interest rate and a credit margin as the discount rate. Where discounting is used, the carrying amount of the provision increases in each period to reflect the unwinding of the discount by the passage of time. This increase is recognised as other financial expenses.

Contingent liabilities are not recognised but are disclosed unless the possibility of an outflow of resources is remote.

Asset Retirement Obligations (Decommissioning)

Provisions for decommissioning liabilities for oil and gas production facilities are initially recognised at the present value of the estimated future expenditure determined in accordance with local conditions and requirements.

A corresponding tangible fixed asset (included in PP&E) of an amount equivalent to the provision is also recognised initially. This is subsequently depreciated as part of the capital costs of the production and transportation facilities.

The asset retirement obligation provisions and the discount rates are reviewed at each balance sheet date. The discount rates used in the calculation of the present value of the asset retirement obligation is a pre-tax risk-free discount rate with the addition of a credit margin. The risk-free rate used has a maturity date

that is expected to coincide with the time the removal will be affected and denominated in the same currency as the expected future expenditures. According to International Financial Reporting Interpretations Committee ("IFRIC") 1 Changes in Existing Decommissioning, Restoration and Similar Liabilities, changes in the measurement of the asset retirement obligation resulting from a change in the timing or amount of the outflow of resources embodying economic benefits required to settle the obligation, or a change in the discount rate, are added to or deducted from the cost of the related asset. Changes in the estimated asset retirement obligation provisions will impact the cost of the related asset retirement in the period in which the estimate is revised.

Earnings Per Share

The calculation of basic earnings per share is based on the profit attributable to ordinary shareholders of the parent using the weighted average number of shares outstanding during the year after deduction of the average number of treasury shares held over the period. The calculation of diluted earnings per share is consistent with the calculation of basic earnings per share, while giving effect to all dilutive potential ordinary shares that were outstanding during the period.

Related Parties

Parties are related if one party has the ability to directly, jointly or indirectly control the other party or exercise significant influence over the party in making financial and operating decisions. Management is also considered to be a related party.

Transactions between related parties are transfers of resources, services or obligations, regardless of whether a price is charged. All transactions between related parties are recorded at market value.

New Standards not yet Adopted

There are no standards and interpretations issued but not yet effective expected to have a significant impact on the Group.

3. Critical Accounting Judgements and Estimates

The preparation of financial statements in conformity with IFRSs requires management to make judgements and estimates that affect the application of policies and reported amounts of assets and liabilities, the disclosure of contingent assets and liabilities at the date of the financial statements and the reported amounts of revenues and expenses during the reporting periods.

Estimates and judgements are continually evaluated and are based on historical experience and other factors, including expectations of future events that are believed to be reasonable under the circumstances.

3.1 Critical Judgements in Applying the Group's Accounting Policies

Control Over DNO

The Group accounts for its shareholding in DNO as a subsidiary. This is a matter of significant judgement and is therefore subject to uncertainty and challenge. In making this judgement, the Group evaluated whether its existing rights, in the form of less than the majority of the voting rights, give it the current ability to direct the activities that significantly affect the investment returns of DNO. In making that judgement, the Group took into account that (i) the Group's year-end 2021 shareholding of 44.94 percent in DNO is by far the largest, with the next 19 largest shareholders holding approximately 16 percent of the shares in aggregate and the remaining shareholdings are dispersed, (ii) the Company's Executive Chairman is also the DNO Executive Chairman, and (iii) the relevant activities are directed by the DNO Board of Directors and three of the five members of the DNO Board of Directors are independent from the Group.

Prior to 2017, the Group had concluded that there were barriers that would prevent the Group from exercising its voting rights in such a manner as to attempt to exercise control over DNO or assert that it has

3. Critical Accounting Judgements and Estimates (continued)

the ability to control DNO and the Group's voting rights therefore did not provide the practical ability to direct the activities of DNO. While this represented a significant judgement, the Group was also cognisant of the requirements of IFRS 10, which states that if it is not clear that an investor has power, the investor does not control the investee. Accordingly, the Group previously concluded that it did not control DNO and therefore historically accounted for DNO as an Associate.

Upon re-examination of the factors that influence that decision following discussion with a Review Group of the UK's Financial Reporting Council ("FRC") during 2017, the Group determined in 2017 to account for DNO on a consolidated basis rather than utilising the equity method of accounting that it had applied in prior years. The share of profit attributable to the Company's shareholders is not materially affected by this change in accounting method, however the presentation and statement of financial position is affected. This treatment was reaffirmed for the period ending 31 December 2021.

DNO's financial statements are reported in its various public filings, including its Annual Report and Accounts for 2021, which is available at www.dno.no.

As required by IFRS 10, the Group monitors its judgement in this area on a continuous basis.

Notional Corporate Income Tax/ Deferred Tax Liability in Kurdistan

Under the terms of the PSCs in Kurdistan, DNO is not required to pay any corporate income taxes. The share of profit oil of which the government is entitled to is deemed to include a portion representing the notional corporate income tax paid by the government on behalf of the contractors. Current and deferred taxation for accounting purposes arising from such notional corporate

income tax is not recognised for Kurdistan, as there is uncertainty related to the tax laws of Kurdistan and there is currently no well-established tax regime for international oil companies. As such, it has not been possible to measure reliably such notional corporate income tax paid on behalf of DNO and it is the judgement of management that until a well-established tax regime is in place, the Group will not record a deferred tax liability. This is an accounting presentational matter and there is no corporate income tax required to be paid. For further details, see Note 10.

Climate Considerations in Impairment Assessment

Climate change and transition to a lower carbon economy is considered in preparing the Consolidated and Parent Company Financial Statements, most significantly in relation to the impairment assessments and related disclosures. In estimating the recoverable values of the Group's non-current assets, including oil and gas assets, certain climate considerations are factored into the Group's estimation of cash flows that are applied in the calculation of recoverable amount. This includes factoring in current legislation in Norway and the UK (e.g., environmental taxes/fees) and estimation of future levels of environmental taxes. An energy transition is likely to impact the future oil and gas prices which in turn may affect the recoverable amount of the oil and gas assets. Indirectly, climate considerations are also assessed in the forecasting of oil and gas prices where supply and demand are considered. A significant reduction in the Company's oil and gas price assumptions would result in impairments on certain production and development assets including intangible assets that are subject to impairment assessment under IAS 36, but an opposite revision in the price assumptions would lead to limited impairment reversals as most of the impairments recognised were related to impairment of goodwill which cannot be reversed under IFRS.

In preparing sensitivity analysis (for disclosure purposes) of the oil and gas assets against the scenarios from the International Energy Agency ("IEA"), the Company has applied the Stated Policies Scenario and Sustainable Development Scenario as published by the IEA as part of the World Energy Outlook ("WEO") reports. These scenarios are commonly applied by peer companies and the Company believes are useful to investors and other stakeholders in assessing portfolio resilience across companies in the industry. For more details, see Note 12.

Measurement of Fair Values

Fair value is the price that would be received to sell an asset or paid to transfer a liability in an orderly transaction between market participants at the measurement date (IFRS 13 Fair Value Measurement). The fair value of an asset or a liability is measured using the assumptions that market participants would use when pricing the asset or liability, including assumptions about risk, assuming that market participants act in their economic best interest. There are situations when the Group is required to measure fair values of non-financial assets and liabilities, for example when investing in equity instruments, in a business combination including allocation of purchase price or when the Group measures the recoverable amount of an asset at fair value less costs to sell in an impairment testing situation.

Fair value measurement of a non-financial asset takes into account a market participant's ability to generate economic benefits by using the asset in its highest and best use or by selling it to another market participant that would use the asset in its highest and best use.

The Group uses valuation techniques that are appropriate in the circumstances and for which sufficient data are available to measure fair value. The fair value of oil and gas

3. Critical Accounting Judgements and Estimates (continued)

assets is normally based on discounted cash flow models (income approach) where the determination of different inputs in the model requires significant judgement from management.

When determining the fair value of exploration and appraisal assets (“E&A assets”) as well as development and production assets (“D&P assets”) for acquisition accounting and subsequent impairment testing purposes, the Group has included future cash flows from risked contingent resources. The Group is of the view that this generally reflects the industry valuation practice of some market participants, although the extent of risking these remains judgemental.

Accounting for Exploration Costs

The Group’s accounting policy is to temporarily capitalise drilling expenditures related to exploration wells, pending an evaluation of potential oil and gas discoveries. If resources are not discovered, or if recovery of the resources is not considered technically or commercially viable, the costs of the exploration wells are expensed in the income statement. Decisions as to whether an exploration well should remain capitalised or expensed during the period may have a material effect on the financial results for the period.

Asset Retirement Obligation

IAS 37 does not address whether an entity’s own credit risk should be considered a risk specific to a liability when determining a risk-adjusted discount rate. The Group determined that predominant practice among Norwegian peer companies is to include own credit risk and therefore has increased the (previously risk-free) asset retirement obligation discount rate accordingly. The Group has not changed this practice in the current year.

3.2 Critical Accounting Estimates

Accounting estimates are employed in the Consolidated and Parent Company Financial Statements to determine reported amounts as detailed below. Although these estimates are based on management’s best knowledge of historical experience, current events and actions, actual results may differ from these estimates. The estimates and the underlying assumptions are reviewed on an ongoing basis. Changes in estimates will be recognised when new estimates are available and at least at every statement of financial position date.

Estimates

The key sources of estimation uncertainty for the Group are:

<i>Key sources of estimation uncertainty</i>	<i>Main impact on accounting estimates</i>
Oil and Gas Price	DD&A, goodwill impairment, PP&E impairment, E&A assets impairment, investment in Joint Venture impairment, deferred tax asset recognised
Risks associated with operating in Kurdistan	Goodwill impairment, PP&E impairment, E&A assets impairment, revenue recognition, and measurement of trade receivables
Reserves and resources estimates	DD&A, goodwill impairment, PP&E impairment, E&A assets impairment, investment in Joint Venture impairment, share of profit in Joint Venture, deferred tax asset recognised
Contingencies, provisions and litigations	Asset retirement obligation

Estimation of Future Cash Flows from Operations

The Group has significant investments in Foxtrot International and DNO, including goodwill. Changes in the circumstances or expectations of future performance of an individual asset or a group of assets may be an indicator that the asset is impaired, requiring the carrying amount to be written down to its recoverable amount. Management must determine whether there are circumstances indicating a possible impairment of the investments or of goodwill and conduct an annual goodwill impairment test. The estimation of the recoverable amount for the underlying oil and gas assets includes assessments of expected future cash flows and future market conditions, including entitlement production, oil and gas prices, cost profiles, country risk factors, discount rate and the date of expiration of the licences.

3. Critical Accounting Judgements and Estimates (continued)

Impairments are reversed if conditions for impairment are no longer present (except for goodwill). Evaluating whether an asset is impaired or if an impairment should be reversed requires a high degree of estimation. Refer to Note 12, 13 and 14 for further details.

Risks Associated with Operating in Kurdistan

DNO has interests in two licenses in Kurdistan through PSCs and has based its entitlement calculations on the terms of these PSCs. In 2012, the Federal Government of Iraq (“FGI”) challenged the constitutional validity of the Kurdistan Regional Oil and Gas Law No. 27/2007 (“KOGI”) and the right of the KRG to export oil independently of the FGI. The Company notes from public reports that on 15 February 2022, the Federal Supreme Court of Iraq (“FSCI”) ruled on this matter along with another related matter dating back to 2019. Reportedly, the FSCI found amongst other things that the KOGI is unconstitutional, that the KRG is to hand over all oil production from areas located in the Kurdistan region of Iraq to the FGI and that the FGI has the right to pursue the nullity of the oil contracts concluded by the KRG. DNO was not a party to the legal proceedings, and it is unclear how the KRG and the FGI will follow up on the ruling. At present, normal operations are maintained at the Tawke and Baeshiqia licences.

Historically, as a result of the disagreements between the FGI and the KRG, economic conditions in Kurdistan and limited available export channels, DNO has faced constraints in fully monetising the oil it produces in Kurdistan. There is no guarantee that oil and gas can be exported in sufficient quantities or at prices required to sustain its operations and investment plans or that the DNO Group will promptly receive its full entitlement payments for the oil and

gas it delivers for export. Export sales have not always followed the PSC terms and there has been uncertainty related to receipt of payments.

The DNO Group has accumulated a receivable against the KRG after certain 2019 and 2020 entitlement and override payments to the DNO Group and other Kurdistan based oil exporters were withheld early in 2020 by the KRG in connection with the Covid-19 pandemic. Entitlement payments were resumed in March 2020 and override payments were resumed in early 2021. In December 2020, a plan was put in place by the KRG to pay the international oil companies operating in Kurdistan 50 percent of incremental revenue in any month in which Brent prices exceed USD 50 per barrel towards the arrears for 2019 and 2020. In May 2021, the KRG informed the international oil companies of revised terms reducing the payment of the arrears to 20 percent of incremental revenue in any month in which Brent prices exceed USD 50 per barrel. The KRG also advised that all international oil company invoices, including towards the arrears, will be settled within 60 days of receipt. DNO expects at a minimum to recover the full nominal value of the withheld receivables, and DNO continues to work to improve the terms of recovery of the arrears, including but not limited to interest payments. During 2021, the outstanding arrears were reduced from USD 259.0 million at the start of the year to USD 169.1 million at year-end. See Notes 16 and 27 for further details on estimates and judgement on recoverability. Management monitors developments and continuously ensures that the revenue recognition criteria in IFRS 15 are met.

Reserves and Resources Estimates

Reserves and contingent resources volumes have been estimated and classified in accordance with the rules and guidelines of the Petroleum Resource Management System framework as approved by the Society of Petroleum Engineers and in the case of DNO are in conformity

with requirements from the Oslo Børs for the reporting of reserves and resources. All estimates of oil and gas reserves and resources involve uncertainty. The DNO Group’s estimates are based on internal assessment where DNO is the operator in a licence and based on information received from the operators where DNO is partner in a licence. In addition, international petroleum consultants DeGolyer and MacNaughton have carried out an independent assessment of the Tawke licence (containing the Tawke and Peshkabir fields) and the Baeshiqia licence (containing the Baeshiqia and Zartik structures) in Kurdistan. International petroleum consultants Gaffney, Cline & Associates have carried out an independent audit of the DNO Group’s licences in Norway and the United Kingdom. The DNO Group has internally assessed their remaining assets (Yemen Block 47 contingent resources). Independent assessment of Foxtrot International’s fields has been carried out by Gaffney, Cline & Associates in 2016 with internal updates by Foxtrot International since that time.

Important factors that could cause actual results to differ from the estimates include, but are not limited to: technical, geological and geotechnical conditions; economic and market conditions; oil and gas prices; changes in government regulations; political developments; interest rates; and currency exchange rates. Specific parameters of uncertainty related to the field/reservoir include, but are not limited to: reservoir pressure and porosity; recovery factors; water cut development; production decline rates; gas/oil ratios; and oil properties.

Analogy to similar fields and reservoirs has been applied when production history and information are limited and/or the field/reservoir has a complex structure. The uncertainty span is larger for fields/reservoirs

3. Critical Accounting Judgements and Estimates (continued)

with limited field information and production history compared to fields/reservoirs with longer production history. The contractors' entitlement to annual production is determined based on the PSCs and is subject to audit and confirmation by the relevant government authority in each country of operation.

Future development costs (both committed and uncommitted) are estimated using assumptions as to the number of wells required to produce the commercial reserves, the cost of such wells and associated production facilities and other capital costs.

Changes in commodity prices and cost may impact economic cut-off and remaining reserves, which may change the timing of assumed decommissioning activities. Future changes to estimated reserves can also have a material effect on depreciation, impairment of oil and gas fields and operating results. The Group may also not be able to commercially develop its contingent resources that are used in impairment assessments or acquisition accounting where the fair value approach is applied.

Contingencies, Provisions and Litigations

By their nature, contingencies will only be resolved when one or more uncertain future event occurs or fails to occur. The assessment of the existence and potential quantum of contingencies inherently involves the exercise of significant judgement and the use of estimates regarding the outcome of future events. Management uses its judgement to evaluate certain provisions and legal disputes in order to ensure the correct accounting treatment. This includes the assessment of future asset retirement obligations, any provisions or contingent payments.

Asset retirement obligations

The Group has recognised significant provisions relating to the decommissioning of oil and gas assets at the end of the production period. Obligations associated with decommissioning assets are recognised at present value of future expenditures on the date they incur. At the initial recognition of an obligation, the estimated cost is capitalised as PP&E and depreciated over the useful life of the asset (typically by unit-of-production).

It is difficult to estimate the costs for decommissioning at initial recognition as these estimates are based on currently applicable laws and regulations and technology. Decommissioning activities will often take place in the distant future, and the technology, regulatory requirements and related costs may change. The energy transition may bring forward the decommissioning activities and thereby increase the present value of associated decommissioning provisions.

Based on analysis of various scenarios, management does not expect any reasonable change in the expected timeframe to have a material effect on the Group's decommissioning provisions, assuming cost estimates (i.e., cash flows) remain unchanged. The estimates cover expected removal concepts based on known technology and, in the case of offshore decommissioning, estimated costs of maritime operations, hiring of heavy-lift barges and drilling rigs. As a result, the initial recognition of the liability and the capitalised cost associated with decommissioning obligations, and the subsequent adjustment of these balance sheet items, involve the application of significant estimation. Based on the described uncertainty, there may be significant adjustments in estimates of liabilities that can affect future financial results.

4. Segment Information

Executive management monitors the operating results of its business segments separately for the purpose of making decisions about resource allocation, investment decisions and performance assessment (the Executive Chairman of the Board of Directors acts as the Chief Operating Decision Maker). Segment performance is evaluated based on the profit or loss including share price and is measured consistently with the net profit or loss in the Consolidated Financial Statements.

Operating and Reportable Segments

For management purposes, the Group is organised into two operating segments that are also reportable segments:

- DNO (Subsidiary)
- Foxtrot International (Joint Venture with interest held through Mondoil Enterprises' 50 percent ownership of Mondoil Côte d'Ivoire)

"Others" are reconciling items including head-office general and administrative transactions and balances that do not constitute separate operating segments.

The following tables include revenue, net profit and other segment information for the years ended 31 December 2021 and 2020. Assets and liabilities information regarding business segments is presented at 31 December 2021 and 2020.

USD million	DNO	Mondoil Côte d'Ivoire	Others	Eliminations	Total
Year ended 31 December 2021:					
Comprehensive Income Information:					
External sales	1,004.1	-	-	-	1,004.1
Cost of goods sold	(443.1)	-	-	-	(443.1)
Gross profit	561.0	-	-	-	561.0
Share of profit of a Joint Venture	-	16.0	-	-	16.0
Other operating income	0.5	-	3.3	(0.1)	3.7
Administrative expenses	(28.2)	-	(5.6)	0.1	(33.7)
Impairment reversal/(impairment) of oil and gas assets, exploration assets and goodwill	(80.1)	-	-	-	(80.1)
Exploration costs expensed	(132.3)	-	-	-	(132.3)
Segment operating result	320.9	16.0	(2.3)	-	334.6
Net finance costs (incl. interest)	(100.7)	-	0.1	-	(100.6)
Tax income/(expense)	(16.3)	-	-	-	(16.3)
Net profit/(loss)	203.9	16.0	(2.2)	-	217.7
Financial Position Information:					
Capital expenditures					
Non-current assets*	1,670.4	87.6	223.1	(16.2)	1,964.9
Current assets	1,277.3	-	36.1	(0.1)	1,313.3
Total segment assets	2,947.8	87.6	259.2	(16.3)	3,278.2
Total segment liabilities	1,929.0	-	0.3	(0.1)	1,929.1
Other Segment Information:					
Sale of petroleum products**	1,004.1	-	-	-	1,004.1
Lifting costs	(184.2)	-	-	-	(184.2)
Lifting costs/boe net production	5.3	-	-	-	5.3
Amortisation and depreciation	(206.0)	-	-	-	(206.0)

* DNO non-current assets are split USD 679.8 million from Kurdistan and USD 964.1 million from the North Sea with USD 26.6 million unallocated or eliminated.

**DNO revenue is split USD 594.3 million from Kurdistan and USD 409.8 million from the North Sea.

4. Segment Information (continued)

<i>USD million</i>	<i>DNO</i>	<i>Mondoil Côte d'Ivoire</i>	<i>Others</i>	<i>Eliminations</i>	<i>Total</i>
Year ended 31 December 2020:					
Comprehensive Income Information:					
External sales	614.9	-	-	-	614.9
Cost of goods sold	(590.0)	-	-	-	(590.0)
Gross profit	24.9	-	-	-	24.9
Share of profit of a Joint Venture	-	0.9	-	-	0.9
Other operating income	-	-	0.6	(0.6)	-
Administrative expenses	(7.5)	-	(5.8)	0.6	(12.7)
Impairment reversal/(impairment) of oil and gas assets, exploration assets and goodwill	(276.0)	-	-	-	(276.0)
Reversal of impairment of investment in Joint Venture	-	3.0	-	-	3.0
Impairment goodwill	-	-	-	-	-
Exploration costs expensed	(55.9)	-	-	-	(55.9)
Segment operating result	(314.5)	3.9	(5.2)	-	(315.7)
Net finance costs (incl. interest)	(111.2)	-	(0.4)	-	(111.6)
Tax income/(expense)	139.8	-	-	-	139.8
Net profit/(loss)	(285.9)	3.9	(5.6)	-	(287.5)
Financial Position Information:					
Capital expenditures	207.9	-	-	-	207.9
Non-current assets*	1,887.1	76.8	223.1	(12.6)	2,174.4
Current assets	821.6	-	25.3	-	847.0
Total segment assets	2,708.7	76.8	248.4	(12.6)	3,021.3
Total segment liabilities	1,863.0	-	2.2	-	1,865.4
Other Segment Information:					
Sale of petroleum products**	608.9	-	-	-	608.9
Lifting costs	(181.1)	-	-	-	(181.1)
Lifting costs/boe net production	4.9	-	-	-	4.9
Amortisation and depreciation	(361.4)	-	-	-	(361.4)

* DNO non-current assets are split USD 830.5 million from Kurdistan and USD 1,031.6 million from the North Sea with USD 25.0 million unallocated or eliminated.

**DNO revenue is split USD 369.1 million from Kurdistan and USD 245.8 million from the North Sea.

During 2021, oil production from Kurdistan was delivered to the KRG for export by pipeline through Turkey. Country-by-country reporting for companies in extractive industries in line with the Norwegian Accounting Act is available on the DNO website for DNO's licences.

5. Revenues

<i>USD million</i>	2021	2020
Sale of oil	828.1	566.6
Sale of gas	151.3	27.5
Sale of natural gas liquids ("NGL")	21.3	14.8
Tariff income	3.4	6.0
Total revenues from contracts with customers	1,004.1	614.9
Sales Volume		
<i>USD million</i>	2021	2020
Sale of oil (boepd)	36,583	48,139
Sale of gas (boepd)	4,344	4,548
Sale of natural gas liquids (NGL) (boepd)	1,244	1,695
Total sales volume (boepd)	42,171	54,382

5. Revenues (continued)

In 2021, sale of oil from Kurdistan was USD 594.3 million and in the North Sea USD 233.8 million. Sale of gas was USD 151.3 million, sale of NGL was USD 21.3 million and tariff income was USD 3.4 million, all entirely from the North Sea. Tariff and transportation income consist of charges paid by other companies for the use of infrastructure in which the DNO Group has an ownership interest in the North Sea.

In 2020, sale of oil from Kurdistan was USD 369.1 million and in the North Sea USD 197.5 million. Sale of gas was USD 27.5 million, sale of NGL was USD 14.8 million and tariff income was USD 6.0 million, all entirely from the North Sea.

6. Cost of Goods Sold/Inventory

<i>USD million</i>	2021	<i>2020</i>
Lifting costs	(184.2)	(181.1)
Tariff and transportation expenses	(34.5)	(36.2)
Production cost based on produced volumes	(218.8)	(217.3)
Movement in overlift/underlift	(18.3)	(11.3)
Production cost based on sold volumes	(237.0)	(228.6)
Depreciation, depletion and amortisation	(206.0)	(361.4)
Total cost of goods sold	(443.1)	(590.0)

Lifting costs consist of expenses related to the production of oil and gas, including operation and maintenance of installations, well intervention activities and insurances. Tariff and transportation expenses consist of charges incurred by the DNO Group in the North Sea for the use of infrastructure owned by other companies.

<i>USD million</i>	2021	<i>2020</i>
Spare parts and drilling equipment	35.8	41.9
Total inventory	35.8	41.9

Total inventory of USD 35.8 million at year-end 2021 was related to Kurdistan (USD 18.8 million) and the North Sea (USD 17.0 million).

Total inventory of USD 41.9 million at year-end 2020 was related to Kurdistan (USD 22.1 million) and the North Sea (USD 9.8 million).

7. General and Administrative Expenses

<i>USD million</i>	2021	<i>2020</i>
Salaries, bonuses, etc	(58.7)	(44.6)
Employers payroll tax expenses	(5.4)	(5.2)
Pensions	(3.8)	(3.7)
Other personnel costs	(4.2)	(1.1)
Other general and administrative expenses	(45.2)	(41.5)
Reclassification of salaries and social expenses to lifting costs and exploration costs/PP&E and intangible assets	95.5	86.0
Other operating expenses	(12.0)	(2.7)
Total general and administrative expenses	(33.7)	(12.7)

Salaries and social expenses directly attributable to licence activities are reclassified to lifting costs and exploration costs, or tangible assets and capitalised exploration. Other operating expenses in 2021 were mainly related to provisions in Oman and Yemen, see Note 23.

General and administrative expenses of the Company were USD 5.6 million in 2021 (2020: USD 5.7 million).

7. General and Administrative Expenses (continued)

Company - Average Number of People Employed

	2021	2020
Average number of people employed (including executive Directors):		
Management	4	4
Administration	3	3
Total average headcount	7	7

Group - Average Number of People Employed

	2020	2019
Average number of people employed (including executive Directors):		
Management	12	14
Other (administration, operations etc)	1,322	1,250
Total average headcount	1,334	1,264

Auditors' Remuneration

During the year the Company and DNO obtained the following services from the Company's auditors, Ernst & Young LLP, DNO's auditors, Ernst & Young AS, and their associates:

USD million	2021	2020
Audit of Company	(1.10)	(1.18)
Audit of Subsidiaries	(0.88)	(0.75)
Total audit	(1.98)	(1.93)
Tax advisory services - DNO	(0.10)	(0.05)
Other advisory services - DNO	-	(0.01)
Total non-audit	(0.10)	(0.06)
Total auditors' remuneration	(2.08)	(1.99)

8. Exploration Expenses

USD million	2021	2020
G&G and field surveys	(19.1)	(16.1)
Seismic costs	(37.6)	(2.9)
Exploration costs capitalised in previous years, subsequently expensed	(13.4)	(0.4)
Exploration costs capitalised during the year, subsequently expensed	(40.7)	(17.1)
Other exploration costs expensed	(21.5)	(19.5)
Total exploration expenses	(132.3)	(55.9)

Total exploration expenses of USD 132.3 million incurred by DNO in 2021 were related to activities in the North Sea, including expensing of exploration wells previously capitalised and seismic purchase. Total exploration expenses of USD 55.9 million incurred by DNO in 2020 were mainly related to exploration activities in the North Sea, including expensing of exploration wells previously capitalised. The Company incurred no exploration expenses directly.

9. Financial Income and Financial Expenses

USD million	2021	2020
Interest income	1.9	5.5
Other financial income	24.3	-
Exchange rate gain, realised items	-	14.4
Total financial income	26.2	19.9

USD million	2021	2020
Interest expenses	(74.2)	(87.8)
Currency exchange loss recognised in the income statement (net)	(5.8)	-
Other financial expenses	(46.8)	(43.7)
Total financial expenses	(126.7)	(131.5)
Net financial income/(expenses)	(100.6)	(111.6)

9. Financial Income and Financial Expenses (continued)

Other financial expenses are almost entirely related to DNO and mainly comprise DNO's bonds and loans fees including amortisation of borrowing issue costs and bond repurchase premiums (USD 9.4 million in 2021, USD 7.3 million in 2020, see Note 21), time value effects of discounting receivables (in 2021 entirely reversing the effects recognised in 2020 of USD 16.0 million, see Note 16, and shown in financial income) and accretion expenses (unwinding of discount) related to asset retirement obligations and lease liabilities (USD 17.7 million in 2021, USD 17.0 million in 2020, see Note 22). Interest expenses include USD 0.03 million of interest on the loan with Mashreq during 2021 and USD 0.5 million during 2020. The remainder relates to interest paid by DNO on its bonds and loans.

10. Income Tax

<i>USD million</i>	2021	<i>2020</i>
Tax income/(expense)		
Changes in deferred taxes	(115.2)	11.1
Income tax receivable/(payable)	98.9	128.8
Total tax income/(expense)	(16.3)	139.8

<i>USD million</i>	31 December 2021	<i>31 December 2020</i>
Income tax receivable/(payable)		
Tax receivables (current)	21.1	63.1
Income tax payable	(33.1)	-
Net income tax receivable/(payable)	(11.9)	63.1

<i>USD million</i>	2021	<i>2020</i>
Reconciliation of the year's income tax		
Profit/(loss) before income tax	234.0	(427.3)
Expected income tax according to nominal tax rate in Norway, 22 percent (22 percent in 2020)	(52.4)	83.6
Expected income tax according to nominal tax rate in Norway, 56 percent (56 percent in 2020)	24.3	182.5
Expected income tax according to nominal tax rate outside Norway	7.4	19.0
Taxes paid in kind under PSCs	-	-
Tax effect of Joint Venture results, reported net of tax	-	0.2
Tax effect of expenses that are not deductible in determining taxable profit	-	(0.3)
Tax effect of income not subject to tax	-	0.1
Foreign exchange variations between functional and tax currency	(4.5)	(19.9)
Adjustment of previous years	0.2	0.8
Adjustment of deferred tax assets not recognised	(31.0)	(17.2)
Change in previous years	-	0.4
Other items (including other permanent differences)	35.3	(110.5)
Change in tax rate	4.6	0.4
Tax loss carried forward (utilised)	-	0.7
Tax income/(expense)	(16.3)	139.8
Taxes charged to equity	-	-

Expected income tax in the Norwegian special petroleum tax regime (56 percent basis) and the expected income tax related to activities outside Norway is positive as the petroleum activities in Norway and the UK generated a loss before tax. Other items above consist mainly of permanent differences on impairment of goodwill, which is not tax deductible, and permanent differences on tax exempt profits/(losses) from upstream activities outside of Norway carried out by the DNO Group's Norwegian subsidiaries.

10. Income Tax (continued)

<i>USD million</i>	2021	2020
Tax effects on temporary differences relate to the following items:		
Tangible assets	(351.5)	(267.4)
Intangible assets (including capitalised exploration expenses)	(168.0)	(197.9)
Abandonment retirement obligation provision	266.6	313.2
Other temporary differences	(8.1)	(5.2)
Non-deductible interest carried forward	29.4	11.5
Tax losses carried forward	155.5	170.3
Deferred tax assets/(liabilities)	(76.0)	24.4
Valuation allowance	(162.0)	(155.8)
Deferred tax assets/(liabilities)	(238.0)	(131.4)
Recognised deferred tax assets	29.3	47.4
Recognised deferred tax liabilities	(267.3)	(178.8)

Under the terms of the PSCs in Kurdistan, DNO's subsidiary DNO Iraq AS is not required to pay any corporate income taxes. The share of profit oil which the government is entitled to is deemed to include a portion representing the notional corporate income tax paid by the government on behalf of the contractors. Current and deferred taxation arising from such notional corporate income tax is not calculated for Kurdistan, as there is uncertainty related to the tax laws of Kurdistan and there is currently no well-established tax regime for international oil companies. As such, it has not been possible to reliably measure such notional corporate income taxes deemed to have been paid on behalf of DNO. This is an accounting presentational issue and there is no tax required to be paid by DNO. For accounting purposes, if such notional corporate income tax was to be classified as income tax in accordance with the IAS 12, it would result in a gross up of revenues with a corresponding income tax expense with no net impact on the statement of comprehensive income. Furthermore, it would be assessed whether any deferred tax asset or liability is required to be recognised equal to the difference between book values and the tax values of the qualifying assets and liabilities, multiplied by the applicable tax rate.

DNO Norge AS, a wholly-owned subsidiary of DNO which carries out the DNO Group's activities on the Norwegian Continental Shelf ("NCS"), is subject to the provisions of the Norwegian Petroleum Taxation Act. Revenues from activities on the NCS are liable to ordinary corporate tax and special petroleum tax. From 1 January 2019, the general corporate tax rate is 22 percent with additional special petroleum tax at a rate of 56 percent. In the UK the ordinary tax rate is 19 percent with an additional special petroleum tax rate of 21 percent for the UK Continental Shelf ("UKCS"). In the UK, the ordinary tax rate will increase to 25 percent from April 2023. This has not had any impact on the deferred taxes as deferred tax asset has not been recognised on the carried forward losses in the ordinary tax regime in the UK.

During 2020, the Norwegian Parliament approved certain time limited changes to the taxation of oil and gas companies operating on the NCS with effect from the income year 2020. The changes comprised of immediate expensing of investments in the special petroleum tax regime, increased uplift on capital investments from 20.8 percent over four years to 24.0 percent in the first year and cash refund of tax value of losses incurred in the income years 2020 and 2021. The temporary changes, other than the cash refund of tax losses, will also apply to investment where the Plan for Development and Operation ("PDO") is delivered by 31 December 2022 and approved by 31 December 2023.

During 2021, the Norwegian Government proposed certain changes to the taxation of oil and gas companies operating on the NCS with effect from 2022. Under the proposals the companies will be able to expense the investments immediately in the special petroleum tax regime and receive a cash refund of the tax value of all losses in the special petroleum tax regime. The uplift on investments is proposed to be discontinued. The ordinary corporate tax will be deductible in the special petroleum tax regime and to maintain a combined marginal tax rate of 78 percent, the special petroleum tax rate is increased to 71.8 percent. Losses in the corporate tax basis will not be eligible for refund but can be carried forward. Moreover, the tax value of unused uplift and carried forward losses as of year-end 2021 will be paid out. Provisions under the temporary changes extending beyond 2021 will not be impacted. As of the date of issuing this report, the proposal has not been approved by the Norwegian Parliament and may be subject to adjustments. If the proposal is approved, limited impact is estimated on DNO's asset values.

The tax income/(expense), tax receivable/(payable) and recognised deferred tax assets/(liabilities) relate to activity on the NCS and the UKCS. Current tax receivable of USD 21.1 million relates to tax refund of decommissioning spend on the UKCS for 2021. Current income tax payable of USD 33.1 million relates to repayment of tax refunds in Norway that

10. Income Tax (continued)

exceeded the tax value of actual losses for 2021. During 2021, DNO received total tax refunds of USD 159.4 million in Norway in relation to tax losses incurred in 2020 and estimated tax losses for 2021 and USD 15.3 million in the UK in relation to decommissioning spend for 2020. The refund of tax losses on the NCS incurred in 2021 is paid out in six installments every two months with the first three installments received during the second half of 2021. As the tax value of actual tax loss incurred for 2021 is lower than what has already been received in tax refunds during 2021, DNO will repay the difference over the remaining three installments during the first half of 2022. The decommissioning tax refund on the UKCS for 2021 of USD 21.1 million is expected during the third quarter of 2022.

A deferred tax asset has been recognised on petroleum activities in Norway and the UK in relation to carry forward losses and temporary differences as it has been considered probable that taxable profits or tax refunds will be available to utilise these deferred tax assets. A valuation allowance was recognised relating to carried forward losses in Norway (ordinary tax regime) and the UK due to the uncertainty regarding future taxable profits. The main net deferred tax assets recognised in the Group are in the UK and were recognised based on decommissioning expenditure to be incurred in the future which can be carried back to past profitable years. The Group has decommissioning deductible temporary differences and unused tax losses in the UK for which no deferred tax asset is recognised. Such unrecognised deferred tax assets amount to USD 21.9 million (2020: USD 19.0 million).

There are no tax consequences attached to items recorded in other comprehensive income.

From 2013, profits from foreign oil activities are no longer taxable in Norway in accordance with the General Tax Act, section 2-39. Further, from 2013, foreign exploration expenses are no longer tax deductible. Under these rules only certain financial income and expenses are taxable in Norway. Permanent tax differences related to this are included in the table above.

Reconciliation of change in deferred tax assets/(liabilities)

<i>USD million</i>	31 December 2021	31 December 2020
Tax effects on temporary differences relate to the following items:		
Net deferred tax assets/(liabilities) at 1 January	(131.4)	(153.9)
Change in deferred taxes in the income statement	(115.2)	11.1
Prior period adjustment	-	0.8
Reclassification to tax receivable	-	1.6
Currency and other movements	8.6	9.0
Net deferred tax assets/(liabilities) at 31 December	(238.0)	(131.4)

Reconciliation of change in tax receivable/(payable)

<i>USD million</i>	31 December 2021	31 December 2020
Tax effects on temporary differences relate to the following items:		
Tax receivable/(payable) at 1 January	63.1	164.5
Tax receivable/(payable) in the income statement	98.9	128.8
Tax receivable/(payable) related to transactions posted directly to balance sheet	3.7	-
Tax payment/(refund)	(174.7)	(236.3)
Prior period adjustment	-	(2.4)
Reclassification from deferred tax asset	-	(1.6)
Currency and other movements	(3.0)	10.0
Tax receivable/(payable) at 31 December	(11.9)	63.1

11. Earnings/(Loss) Per Share

Basic earnings per share amounts are calculated by dividing net profit or loss for the period by the weighted average number of Class A and Restricted Class A Shares outstanding during the period. Diluted earnings per share are calculated by adjusting the weighted average number of Class A Shares and Restricted Class A Shares outstanding assuming conversion of all potentially dilutive Class A Shares. Currently, there are no potentially dilutive Class A Shares.

The information necessary to calculate basic and diluted earnings per share is as follows:

USD million	2021	2020
Group		
Earnings:	105.4	(130.1)
Adjustment on dilution of profit	-	-
Profit/(loss) for the year adjusted for the effect of dilution	105.4	(130.1)
No. of Shares:	312,131,372	312,131,372
Adjustment for the Company's shares held by a subsidiary (treasury shares)	(15,849,737)	(15,849,737)
Weighted average number of Class A Shares and Restricted Class A Shares adjusted for the effect of dilution	296,281,635	296,281,635
Earnings/(loss) per share (in USD)		
Basic	0.356	(0.439)
Diluted	0.356	(0.439)

12. Property Plant and Equipment/Other Intangible Assets

Depreciation, depletion and amortisation ("DD&A") is charged to cost of goods sold in the statement of comprehensive income.

Property, Plant and Equipment

USD million	Development assets	Production assets	Total oil & gas assets	Other PP&E	RoU	Total
At 1 January 2021						
Accumulated costs	152.0	3,037.0	3,189.0	13.7	22.9	3,225.6
Accumulated impairments	(42.1)	(358.6)	(400.7)	(0.1)	-	(400.8)
Accumulated depreciation	-	(1,632.3)	(1,632.3)	(11.7)	(6.7)	(1,650.6)
Net book amount	109.9	1,046.1	1,155.9	2.0	16.2	1,174.1
Period ended 31 December 2021						
Opening net book amount	109.9	1,046.1	1,155.9	2.0	16.2	1,174.1
Translation differences	(3.0)	(15.8)	(18.8)	-	(1.7)	(20.6)
Additions*	15.5	190.6	206.2	0.2	14.6	221.0
Transfers**	125.7	4.0	129.7	-	-	129.7
Disposals accumulated costs	-	(440.4)	(440.4)	-	(2.6)	(443.0)
Disposals accumulated depreciation/ impairments	-	440.4	440.4	-	2.6	443.0
Depreciation of RoU recognised against Asset retirement obligations	-	-	-	-	(4.6)	(4.6)
Impairments	-	(11.6)	(11.6)	-	-	(11.6)
Depreciation charges	-	(198.2)	(198.2)	(1.1)	(3.9)	(203.2)
Closing net book amount	248.2	1,015.2	1,263.3	1.0	20.6	1,284.9
At 31 December 2021						
Accumulated costs	290.3	2,785.1	3,075.4	13.9	34.6	3,123.9
Accumulated impairments	(42.1)	(89.6)	(131.7)	(0.1)	-	(131.8)
Accumulated depreciation	-	(1,680.4)	(1,680.4)	(12.8)	(14.1)	(1,707.2)
Net book amount	248.2	1,015.2	1,263.3	1.0	20.6	1,284.9

Depreciation method

UoP***

2-7 years linear

*Includes changes in estimate of asset retirement (see Note 22)

**Transfers from exploration phase (intangible assets) to development phase (tangible assets) relate to reclassification of the book value of the Baeshiqia licence following KRG approval of the first phase development plan and reclassification of the book value of the Iris/Hades (PL644) licence following concept selection.

***Unit of Production.

12. Property Plant and Equipment/Other Intangible Assets (continued)

Intangible Assets

USD million	Licence interest	Exploration assets	Goodwill	Other	Total
At 1 January 2021					
Accumulated costs	97.1	389.2	857.4	14.3	1,358.0
Accumulated impairments/exploration write-offs	(7.7)	(108.3)	(472.3)	-	(588.3)
Accumulated depreciation	(66.4)	-	-	(9.5)	(75.9)
Net book amount	23.0	280.9	385.1	4.7	693.7
Period ended 31 December 2021					
Opening net book amount	23.0	280.9	385.1	4.7	693.7
Translation differences	-	(9.6)	(5.3)	0.2	(14.7)
Additions	1.0	85.3	-	0.4	86.7
Additions through licence acquisition*	-	35.2	-	-	35.2
Transfers**	-	(125.7)	-	-	(125.7)
Disposals accumulated cost	-	(6.0)	-	(0.3)	(6.3)
Disposals accumulated depreciation/impairments	-	-	-	-	-
Write-off of exploration costs capitalised in previous years	(1.1)	(53.0)	-	-	(54.1)
Impairments	-	-	(68.5)	-	(68.5)
Depreciation charges	(1.8)	-	-	(1.0)	(2.8)
Closing net book amount	21.2	207.1	311.3	4.0	543.7
At 31 December 2021					
Accumulated costs	98.1	368.4	839.9	14.6	1,321.0
Accumulated impairments/exploration write-offs	(8.7)	(161.3)	(528.6)	-	(698.6)
Accumulated depreciation	(68.2)	-	-	(10.5)	(78.7)
Net book amount	21.2	207.1	311.3	4.0	543.7

Depreciation method

UoP

3-7 years linear

*Additions through licence acquisition relate to DNO's acquisition of ExxonMobil's remaining 32 percent interest in the Baeshiqa licence, approved by the KRG in August 2021. As consideration, DNO has covered ExxonMobil's share of exploration costs since January 2019 up to KRG's approval of the acquisition in August 2021 and the seller will receive payment of USD 15.0 million. Following the KRG's approval of the acquisition, DNO's payments for ExxonMobil's share of the exploration costs was transferred to intangible assets, previously presented under Trade and other receivables.

**Transfers from exploration phase (intangible assets) to development phase (tangible assets) relate to reclassification of the book value of the Baeshiqa licence following KRG approval of the first phase development plan, and reclassification of the book value of the Iris/Hades (PL644) licence following concept selection from intangible assets to tangible assets.

For pledges over the North Sea oil and gas assets, see Note 21.

12. Property Plant and Equipment/Other Intangible Assets (continued)

Property, Plant and Equipment

USD million	Development assets	Production assets	Total oil & gas assets	Other PP&E	RoU	Total
At 1 January 2020						
Accumulated costs	120.4	2,871.6	2,992.0	18.0	17.5	3,027.5
Accumulated impairments	(42.1)	(334.6)	(376.7)	(0.1)	-	(376.8)
Accumulated depreciation	-	(1,279.9)	(1,279.9)	(17.8)	(3.6)	(1,301.3)
Net book amount	78.3	1,257.1	1,335.4	0.1	14.0	1,349.5
Period ended 31 December 2020						
Opening net book amount	78.3	1,257.1	1,335.4	0.1	14.0	1,349.5
Translation differences	8.8	(3.6)	5.2	0.6	-	5.8
Additions*	22.8	169.0	191.8	0.4	7.0	199.2
Transfers	-	-	-	-	-	-
Disposals accumulated costs	-	-	-	(5.0)	(1.9)	(6.9)
Disposals accumulated depreciation/ impairments	-	-	-	7.0	1.1	8.1
Impairments	-	(24.0)	(24.0)	-	-	(24.0)
Depreciation charges	-	(352.4)	(352.4)	(1.2)	(4.0)	(357.6)
Closing net book amount	109.9	1,046.1	1,155.9	2.0	16.2	1,174.1
At 31 December 2020						
Accumulated costs	152.0	3,037.0	3,189.0	13.7	22.9	3,225.6
Accumulated impairments	(42.1)	(358.6)	(400.7)	(0.1)	-	(400.8)
Accumulated depreciation	0.0	(1,632.3)	(1,632.3)	(11.7)	(6.7)	(1,650.7)
Net book amount	109.9	1,046.1	1,155.9	2.0	16.2	1,174.1

Depreciation method UoP 3-7 years linear

*Includes changes in estimate of asset retirement (see Note 22)

Intangible Assets

USD million	Licence interest	Exploration assets	Goodwill	Other	Total
At 1 January 2020					
Accumulated costs	95.7	339.4	845.7	13.8	1,294.6
Accumulated impairments/exploration write-offs	(12.0)	(18.3)	(288.8)	-	(319.0)
Accumulated depreciation	(63.6)	-	-	(8.6)	(72.1)
Net book amount	20.3	321.1	556.9	5.2	903.5
Period ended 31 December 2020					
Opening net book amount	20.3	321.1	556.9	5.2	903.5
Translation differences	-	5.9	(10.8)	-	(4.9)
Additions	-	45.2	-	0.5	45.7
Transfers	-	-	-	-	-
Disposals accumulated cost	(0.4)	(0.9)	-	-	(1.3)
Disposals accumulated depreciation/ impairments	5.8	0.9	-	-	6.7
Write-off of exploration costs capitalised in previous years	-	(0.4)	-	-	(0.4)
Impairments	-	(90.9)	(161.1)	-	(252.0)
Depreciation charges	(2.8)	-	-	(1.0)	(3.8)
Closing net book amount	23.0	280.9	385.1	4.7	693.7

12. Property Plant and Equipment/Other Intangible Assets (continued)

At 31 December 2020					
Accumulated costs	97.1	389.2	857.4	14.3	1,358.0
Accumulated impairments/exploration write-offs	(7.7)	(108.3)	(472.3)	-	(588.3)
Accumulated depreciation	(66.4)	-	-	(9.5)	(75.9)
Net book amount	23.0	280.9	385.1	4.7	693.7
Depreciation method	UoP			3-7 years linear	

Goodwill at year-end 2021 related to goodwill held in the Company's accounts relating to its investment in DNO (USD 223.1 million, unchanged from 2020) and goodwill held by DNO in various North Sea assets, recognised due to DNO's business combinations.

Impairment Testing

Impairment tests of individual cash-generating units are performed when impairment indicators are identified. IAS 36 requires that an entity assess at each reporting date whether there are any indications that an asset may be impaired. Goodwill is tested for impairment annually or more frequently when there are impairment indicators. Impairment is recognised when the carrying amount of an asset or a cash-generating unit, including associated goodwill, exceeds the recoverable amount. DNO has defined the licence level as the lowest level at which separate cash flows can be identified. The recoverable amount is the higher of the asset's fair value less cost to sell and value-in-use. Impairment assessment of DNO's assets in Kurdistan is based on the value-in-use approach. For oil and gas assets and goodwill recognised in relation to the acquisition of Faroe Petroleum plc ("Faroe"), the impairment assessment at year-end 2021 was based on the fair value approach (level 3 in fair value hierarchy, IFRS 13). For both the value-in-use and fair value, the impairment testing is performed based on discounted cash flows. The expected future cash flows are discounted to the net present value by applying a discount rate after tax. Cash flows are projected for the estimated lifetime of the fields or licence (whichever is earlier), which may reflect periods longer than five years.

Below is an overview of the key assumptions applied for impairment testing purposes at 31 December 2021.

Oil and Gas Prices

Forecasted oil and gas prices are based on management's estimates and market data. The near-term price assumptions are based on forward curve pricing over the period for which there is deemed to be a sufficient liquid market, and observable broker and analyst consensus. The long-term price assumptions reflect management's best estimate of the oil and gas price development over the life of the Group's oil and gas fields based on its view of current market conditions and future developments. Management's assessment also includes comparison with long-term oil and gas price assumptions communicated by peer companies and other external forecasts. Oil and gas price assumptions applied for impairment testing are reviewed and, where necessary, adjusted on a periodic basis.

The nominal oil and gas price assumptions used for impairment assessments at year-end 2021 were as follows (2020 figures in brackets):

	2022	2023	2024	2025
Brent (USD/bbl)	76.9 (59.1)	70.4 (59.1)	68.3 (64.7)	70.0 (70.4)
NBP (pence/therm)	158.3 (37.8)	77.4 (41.1)	65.5 (45.1)	57.6 (48.7)

For periods after year 2025, the long-term oil and gas assumptions applied were USD 65 per barrel and 45 pence sterling per therm, respectively (in real terms, basis year 2021).

Oil and Gas Price Differential

The oil and gas price differential is a differential to the marker selling price to account for the quality of the oil or gas being sold and transportation for each individual field. The recoverable amount can be sensitive to the oil or gas price differential.

12. Property Plant and Equipment/Other Intangible Assets (continued)

Oil and Gas Reserves and Resources

Future cash flows are calculated on the basis of expected production profiles and estimated proven and probable remaining reserves, and additional risked contingent resources when the impairment assessments are based on the fair value approach. The recoverable amount is sensitive to changes in reserves. For more information about the determination of the reserves, reference is made to Note 3 about important accounting assessments, estimates and assumptions.

Discount Rate

The discount rate is derived from DNO's working average cost of capital ("WACC"). For the value-in-use calculations, the WACC is weighted based on the debt and equity to enterprise value ratios at year-end. For the fair value calculations, WACC is derived from the capital structures of an identified peer group and market participants with consideration given to optimal structures. Cost of equity is calculated on a country-by-country basis using the Capital Asset Pricing Model and adding a country risk premium. The beta factor is based on publicly available data about DNO's beta in the value-in-use calculations, whereas the beta factors used for the fair value calculations are based on publicly available market data for the identified peer group. For the value-in-use calculations, cost of debt is based on yield-to-maturity on DNO's outstanding bond loans with an upward adjustment to reflect a potential longer maturity, whereas for the fair value calculations the cost of debt is based on an identified peer group's bond loan issues.

For the value-in-use calculations, the relevant post-tax nominal discount rates used in the impairment assessments at year-end 2021 were 13.6 percent (2020: 13 percent) for the Kurdistan assets. For the fair value calculations, the relevant post-tax nominal discount rates at year-end 2021 were 7.6 percent for the Norway assets (2020: 7.6 percent) and 7 percent for the UK assets (2020: 7.8 percent).

Inflation and currency rates

The long-term inflation rate is assumed to be 2 percent independent of the underlying country or currency (unchanged from 2020). DNO has applied the forward curve as the basis for assessment of currency rates. The USD/NOK exchange rate applied for impairment testing at year-end 2021 was USD/NOK 8.5 (2020: USD/NOK 8.5) and a constant exchange rate was used thereafter.

Impairment Charge and Reversal of PPE and Intangible Assets

The following table shows the recoverable amount and carrying amount for the cash-generating-units which have been impaired in 2021 and 2020.

Impairments

Full-Year ended 31 December 2021
(in USD million)

CGU, Segment	Income statement:				Balance sheet:				
	Recoverable, amount (post-tax)	Impairment -charge /reversal (post-tax)	Tax income -expense	Impairment -charge /reversal (pre-tax)	Goodwill	Other intangible assets	Property, plant and equipment	Deferred tax asset /-liability	Currency effects
Fenja, North Sea	54.0	(9.7)	-	(9.7)	(9.7)	-	-	-	0.1
Trym area, North Sea	9.0	(7.7)	-	(7.7)	(7.7)	-	-	-	(0.3)
Ula area, North Sea	158.0	(51.1)	-	(51.1)	(51.1)	-	-	-	0.4
Oselvar, North Sea	-	1.5	(1.2)	0.3	-	-	1.5	(1.2)	-
Schooner and Ketch, North Sea	-	(11.2)	4.1	(7.1)	-	-	(11.2)	4.1	-
Other CGUs, North Sea	-	(1.9)	-	(1.9)	-	-	(1.9)	-	-
Total	221.0	(80.1)	2.9	(77.2)	(68.5)	-	(11.6)	2.9	-

12. Property Plant and Equipment/Other Intangible Assets (continued)

Full-Year ended 31 December 2020 (in USD million)									
CGU, Segment	Income statement:				Balance sheet:				
	Recoverable, amount (post-tax)	Impairment -charge /reversal (post-tax)	Tax income -expense	Impairment -charge /reversal (pre-tax)	Goodwill	Other intangible assets	Property, plant and equipment	Deferred tax asset /-liability	Currency effects
SE Tor, North Sea	-	(66.4)	28.5	(37.9)	(28.6)	(37.9)	-	28.7	1.6
Agar, North Sea	-	(14.7)	7.0	(7.7)	(4.2)	(10.5)	-	6.9	3.5
Iris and Hades, North Sea	11.7	(82.7)	33.2	(49.5)	(40.2)	(42.5)	-	33.1	3.5
Fenja, North Sea	66.1	(18.6)	-	(18.6)	(18.6)	-	-	-	1.4
Ringhorne East, North Sea	13.3	(27.1)	-	(27.1)	(27.1)	-	-	-	1.3
Ula area, North Sea	247.8	(19.3)	-	(19.3)	(19.3)	-	-	-	2.2
Brage, North Sea	25.6	(6.7)	-	(6.7)	(6.7)	-	-	-	0.1
Marulk, North Sea	15.1	(4.3)	1.1	(3.2)	(2.8)	-	(1.4)	1.1	0.6
Vilje, North Sea	32.9	(8.4)	-	(8.4)	(8.4)	-	-	-	1.6
Trym area, North Sea	13.6	(5.2)	-	(5.2)	(5.2)	-	-	-	0.1
Oselvar, North Sea	-	(19.8)	15.5	(4.3)	-	-	(19.8)	15.5	0.3
Schooner and Ketch, North Sea	-	2.1	(1.0)	1.1	-	-	2.1	(1.0)	0.0
Other CGUs, North Sea	-	(4.9)	2.2	(2.7)	-	-	(4.9)	2.2	0.4
Total	426.1	(276.0)	86.5	(189.5)	(161.1)	(90.9)	(24.0)	86.5	16.6

During 2021, a total impairment charge of USD 80.1 million (USD 77.2 million post-tax) was recognised, mainly driven by:

- Revised reserves and resource estimates (Fenja development);
- Revised reserves and resource estimates and cost profiles (Ula area, Trym area); and
- Revision in the cost estimate for decommissioning (Schooner and Ketch fields, Oselvar field and other).

During 2020, a total impairment charge of USD 276.0 million (USD 189.5 million post-tax) was recognised, mainly driven by:

- Relinquishment of DNO's participation in a licence (Agar discovery);
- Reduction in resource estimates following appraisal and evaluation of potential (SE Tor discovery and Iris and Hades discoveries);
- Revised reserves estimates (Fenja development and Ringhorne East);
- Revised oil and gas price assumptions (Ula area, Marulk, Vilje and Trym area);
- Revised oil and gas price assumptions and update in cost profiles (Brage);
- Upward revision in the cost estimate for decommissioning (Oselvar field); and
- Partially offset by a downward revision in the cost estimate for decommissioning (Schooner and Ketch fields).

Sensitivities

The table below illustrates how the net profit/(loss) in 2021 would have been affected by changes in the various assumptions, holding the remaining assumptions unchanged. The estimated recoverable amounts related to the Kurdistan licences are substantially higher than the carrying amounts and the same sensitivity tests would not imply any impairment charges. The estimated recoverable amount related to the investment in Foxtrot International is higher than the carrying amount and the same sensitivity tests would not imply any impairment charges.

Assumption (USD million)	Change	Change in oil and gas assets:	
		Increase in assumption:	Decrease in assumption:
Oil and gas price	+/- 15%	15.8	(75.4)
Production profile (reserves and resources)	+/- 5%	4.8	(16.3)
Discount rate (WACC)	+/- 1%	(10.7)	2.5
Currency rate (USD/NOK)	+/- 1.0 NOK	12.5	(51.7)

Refer to Note 13 for impairment of goodwill related to the Company's investment in DNO.

12. Property Plant and Equipment/Other Intangible Assets (continued)

Climate considerations in impairment assessment

Governmental and societal responses to climate change risks are still developing, and are interdependent upon each other, and consequently financial statements cannot capture all possible future outcomes as these are not yet known.

Certain climate considerations are factored into the Group's estimation of cash flows that are applied in the calculation of recoverable amount. This includes factoring in current legislation (e.g., environmental taxes/fees) and estimation of future levels of environmental taxes. For DNO's oil and gas assets on the NCS, carbon pricing is in line with current legislation and reflects the operator's forecasts for individual assets. As proposed in the Norwegian Government's Climate Plan for 2021-2030, a steady increase in the total carbon price (quota plus CO₂ tax) to NOK 2,000 per tonne (in 2020 real terms) is expected by 2030. In Kurdistan, the KRG introduced in 2021 a requirement for oil companies to put plans in place to curb gas flaring to reduce emissions. DNO has run sensitivities for its Kurdistan oil assets with the CO₂ tax assumptions as described in the scenarios outlined by the International Energy Agency ("IEA") in their World Energy Outlook ("WEO") reports, namely the Stated Policies Scenario and the Sustainable Development Scenario.

An energy transition is likely to impact the future oil and gas prices which in turn may affect the recoverable amount of the oil and gas assets. Indirectly, climate considerations are also assessed in the forecasting of oil and gas prices where supply and demand are considered. A significant reduction in the Company's oil and gas price assumptions, as shown above, would result in impairments on certain production and development assets in the North Sea portfolio including intangible assets that are subject to impairment assessment under IAS 36, but an opposite revision in the price assumptions would only lead to limited impairment reversals as most of the North Sea impairments recognised were related to impairment of goodwill which cannot be reversed under IFRS.

To assess the robustness of the DNO Group's oil and gas assets sensitivities have been run with the oil and gas price assumptions described by scenarios outlined by the IEA in October 2021, namely the Stated Policies Scenario and the Sustainable Development Scenario. These scenarios are commonly applied by peer companies and the Company believes that these are useful for investors and other stakeholders in assessing portfolio resilience across companies in the industry. The oil and gas price assumptions in the scenarios have been provided by the IEA for the years 2030 and 2050 (in 2020 real terms), and for the sensitivity calculation a linear development between average actual 2021 and 2030, as well as between 2030 and 2050 has been applied. A calculation of a possible effect of using the oil and gas prices in the Sustainable Development Scenario (oil price: USD 56 per barrel in 2030 and USD 50 per barrel in 2050, gas price: USD 4.2 per MMBtu and USD 4.5 per MMBtu, in real terms 2020) indicates a potential impairment of around USD 28.0 million post-tax for DNO's North Sea assets. No impairments are expected related to DNO's Kurdistan assets at these price levels. As the oil and gas price assumptions in the Stated Policies Scenario are at higher levels (oil price: USD 77 per barrel in 2030 and USD 88 per barrel in 2050, gas price: USD 7.7 per MMBtu and USD 8.3 per MMBtu, in real terms 2020) compared to the Group's long-term price assumption of USD 65 per barrel, no impairments or significant reversals are expected, but the estimated headroom in the impairment testing would increase.

A significant reduction in the oil and gas price assumptions could also have effect on the estimated economic cut-off of the projects. Based on the Group's scenario analysis, no significant impact was identified with regards to estimated economic cut-off dates.

These illustrative impairment sensitivities assume no changes to assumptions other than oil and gas prices. However, significant reductions in the oil and gas prices, offset by foreign currency effects, would likely impact the Group's investment levels as occurred following significant changes in oil and gas prices during the Covid-19 pandemic in 2020. The illustrative sensitivities on climate change are not considered to represent a best estimate of an expected impairment impact. Moreover, a significant and prolonged reduction in oil and gas prices would likely result in mitigating actions by DNO and its licence partners; for example it could have an impact on drilling plans and production profiles for new and existing assets. Quantifying such impacts is considered impracticable, as it requires detailed evaluations based on hypothetical scenarios and not based on existing business or development plans.

Licence Expiry and Economic Cut-off Dates for Development and Production Assets

In Kurdistan, the Tawke licence expires in 2026, but DNO has the right to one automatic five-year extension (i.e., to 2031) and, if commercial production is still possible at the end of this extended period, DNO is entitled to, upon request to the KRG, a further five-year extension (i.e., to 2036). Based on DNO's current assessments, production from the Tawke licence will be commercial for the duration of its contractual term and through subsequent extensions. On the Baeshiqqa licence, commerciality was declared by the contractor on 1 August 2021, terminating the exploration

12. Property Plant and Equipment/Other Intangible Assets (continued)

period and moving into the PSC development period, which has a 20-year duration. If commercial production is still possible at the end of the 20-year period, DNO is entitled to a five-year extension.

In the North Sea, the following relevant licence expiry dates and economic cut-off dates (in brackets) applied in relation to year-end 2021 impairment assessments; the Ula Area licences have licence expiry dates that range between 2027 and 2036 (economic cut-off dates range between 2031 and 2032); the Ringhorne East licence expires in 2030 (2045); the Brage licence expires in 2030 (2030); the Trym licence expires in 2027 (2025); the Alve licence expires in 2029 (2030); the Marulk licence expires in 2025 (2026); the Vilje licence expires in 2032 (2040); the Fenja licence expires in 2039 (2039); the Brasse licence expires in 2022 (2044, subject to extension when a PDO is submitted and approved); and the Iris and Hades licence expires in 2023 (2031, subject to extension when a PDO is submitted and approved).

13. Material Partly-Owned Subsidiary

The Group currently has the following investment in a subsidiary which has a material non-controlling interest:

Subsidiary name	Country of incorporation	Percent ownership interest		Nature of Business
		2021	2020	
DNO ASA	Norway	44.94	44.94	Exploration and production company engaged in the acquisition, exploration, development and operation of oil and gas properties

The summarised financial information of this subsidiary, as reported by DNO, is provided below. This information is based on amounts before inter-company eliminations. Changes in effective net ownership of DNO are a result of purchases of non-controlling interest in DNO as described in Note 20.

Summarised Statement of Comprehensive Income

USD million	2021	2020
Revenues	1,004.1	614.9
Cost of goods sold	(443.1)	(590.0)
Other operating income	0.5	-
General and administrative expenses	(28.2)	(7.5)
Impairment oil and gas assets, exploration assets and goodwill	(80.1)	(276.0)
Exploration costs expensed	(132.3)	(55.9)
Financial income and expense	(100.7)	(111.2)
Profit/(loss) before tax	220.1	(425.8)
Income tax credit/(expense)	(16.3)	139.8
Profit/(loss) for the year as presented by DNO	203.9	(285.9)
Total comprehensive income/(loss) for the year as presented by DNO	195.0	(298.0)

Summarised Statement of Financial Position

USD million	2021	2020
Current assets		
Cash and cash equivalents	736.6	477.1
Other current assets (excl. cash)	540.7	344.5
Non-current assets	1,670.4	1,887.1
Current liabilities	385.8	(296.1)
Non-current financial liabilities	873.4	(934.2)
Other non-current liabilities	669.8	(632.7)
Equity at 31 December	1,018.8	845.6

13. Material Partly-Owned Subsidiary (continued)

Summarised Cash Flow Information

USD million	2021	2020
Net cash from/(used in) operating activities	642.5	389.1
Net cash from/(used in) investing activities	(275.9)	(238.6)
Net cash from/(used in) financing activities	(105.4)	(159.1)
Net increase/(decrease) in cash and cash equivalents	261.5	(8.6)
Cash and cash equivalents at beginning of the period	477.1	485.7
Exchange rate losses on cash and cash equivalents	(2.0)	-
Cash and cash equivalents at end of the period	736.6	477.1

Goodwill and Impairment Assessment

The Company's investment in DNO includes goodwill that arose from the difference between the carrying value and the recorded net identifiable asset value of DNO at acquisition date. At year-end 2021 this goodwill amounts to USD 223.1 million.

Impairment Assessment

IAS 36 requires an annual goodwill impairment test, comparing the recoverable amount to the carrying amount, regardless of impairment indicators. For the purpose of annual goodwill impairment testing, management determines the recoverable amount which is the higher of the fair value less costs of disposal and value-in-use.

31 December 2021

A value-in-use computation exceeded the carrying amount. Accordingly, there was no goodwill impairment required at 31 December 2021. Refer to Note 12 for details of the impairment assumptions used by DNO and the Company.

31 December 2020

A value-in-use computation exceeded the carrying amount. Accordingly, there was no goodwill impairment required at 31 December 2020.

Based on the value-in-use compared to the carrying amount of the Company's investment in DNO there exists headroom due to the value-in-use of the Kurdistan licences compared to the carrying amount of those cash-generating units. A sensitivity analysis for the Kurdistan licences showed that a decrease in oil price of 10 percent would not have eliminated the headroom. An increase in the WACC by one percent or a drop in proven and probable reserves for the Kurdistan licences by 10 percent would not have resulted in an impairment. Using two of the published IEA forecasts of Sustainable Development and Stated Policies (refer to Note 12 for details) would not have led to an impairment of the goodwill. The sensitivity was established on the assumption that all other factors would remain unchanged.

14. Investment in a Joint Venture

General Information

The Group's subsidiary Mondoil Enterprises has a 50 percent equity interest in Mondoil Côte d'Ivoire, registered in the United States and a Joint Venture under the terms of IFRS 11 (required to be equity accounted by the Group).

Mondoil Côte d'Ivoire has a 66.67 percent equity interest in Foxtrot International. Due to different voting and contractual rights, Foxtrot International is an Associate for Mondoil Côte d'Ivoire (required to be equity accounted by Mondoil Côte d'Ivoire). Mondoil Côte d'Ivoire has one-third of Foxtrot International's total shareholder votes and can appoint one-third of the Foxtrot International Board of Directors, but Mondoil Côte d'Ivoire is entitled to two-thirds of Foxtrot International's profit and liquidation proceeds.

Foxtrot International is a Cayman Islands company engaged in oil and gas exploration and production in Côte d'Ivoire. It owns a direct 24 percent interest in Block CI-27 (joint operation). On 1 December 2014 Foxtrot International acquired a 27.27 percent stake in Energie de Côte d'Ivoire SA (ENERCI), which owns an additional 12 percent interest in Block CI-27. Foxtrot International holds a 24 percent interest in and operatorship of one exploration block offshore Côte d'Ivoire, Block CI-12.

Since Mondoil Côte d'Ivoire is solely a holding vehicle for Foxtrot International with no other activity or balances, the Group discloses in the table below the summarised financial information of Foxtrot International as a 33.33 percent associate in terms of summarised financial information.

14. Investment in a Joint Venture (continued)

Foxtrot International's Summarised Statement of Comprehensive Income/(Loss)

<i>USD million</i>	2021	<i>2020</i>
Revenue	103.8	72.5
Depreciation and amortisation	(21.4)	(38.3)
Other expenses	(17.6)	(15.1)
Other income/finance income	7.9	2.5
Income taxes	(17.3)	(12.1)
Profit/(loss) for the year as presented by Foxtrot International	55.5	9.4
Group's share of profit/(loss) for the year (33.33 percent)	18.5	3.1
Depletion of fair value uplift of Foxtrot International's proportionally acquired property, plant and equipment, net of related deferred tax	(2.5)	(2.2)
Group's share of profit/(loss) for the year adjusted for depletion of fair value uplift	16.0	0.9

Foxtrot International's Summarised Statement of Financial Position

<i>USD million</i>	2021	<i>2020</i>
Current assets		
Cash	0.6	0.1
Other current assets (excl. cash)	39.1	26.4
Non-current assets	201.6	163.4
Current liabilities	(25.1)	(16.2)
Non-current liabilities	(60.7)	(61.9)
Equity	155.5	112.0
Group's share of net assets (33.33 percent)	51.8	37.3
Fair value uplift on property, plant and equipment, carrying amount (before current year impairment), net of related deferred tax	36.3	35.8
Impairment reversal/(impairment)	-	3.0
Other	(0.5)	0.6
Investment carrying amount at 31 December	87.6	76.8

According to the terms of the Block CI-27 PSC, the Government of Côte d'Ivoire pays income taxes from the State's share of profit on behalf of Foxtrot International. Therefore, the above revenue and income taxes were presented gross under IFRS [i.e., both revenue and tax line items were increased by USD 17.3 million in 2021 (USD 12.1 million in 2020)].

Movement of Investment Carrying Amount

<i>USD million</i>	2021	<i>2020</i>
Opening balance 1 January	76.8	85.7
Group's share of profit/(loss)	16.0	0.9
Contributions via cash calls paid during the year	15.7	4.4
Dividends received during the year	(20.8)	(17.3)
Impairment reversal/(impairment)	-	3.0
Interest in Joint Venture at 31 December	87.6	76.8

The carrying amount at 31 December 2021 contains no cumulative past impairments (2020: nil)

Impairment test

To review the climate change scenario impact on impairment testing outcomes, the assessment was updated at 31 December 2021.

14. Investment in a Joint Venture (continued)

The fair value less costs of disposal is based on cash flows expected to be generated from oil, condensates and gas production profiles up to the expected date of cessation of the PSC based on current estimates of reserves and resources, appropriately risked. The fair value calculation is based primarily on level 3 inputs as defined by IFRS 13 *Fair Value Measurement Hierarchy*. The underlying production profiles, operating and capital costs and cash flows were primarily estimated by Foxtrot International, but were validated by an international petroleum consulting firm in 2016, with internal updates by Foxtrot International since that time; therefore, management believes that these cash flows are an appropriate basis upon which to assess the investment for impairment.

Key assumptions used in the fair value less costs of disposal calculation were:

- Total proven and probable production volumes and production profiles expected to be produced within the Block CI-27 PSC term;
- Oil and gas sales prices. The gas price is set at a floor of USD 6.0 per MMBtu subject to indexation based on a basket of indices relevant to the oil and gas industry;
- Operating and capital costs and abandonment cost;
- Discount rate.

Management has used a post-tax nominal discount rate of 14.7 percent (14.7 percent in 2020) and believes that this discount rate considers risks and uncertainties not factored into the undiscounted cash flows. On this basis, for the current investment carrying amount before impairment testing of USD 87.6 million (USD 72.8 in 2020), no impairment is considered necessary (USD 3 million impairment reversal in 2020). An increase in the discount rate by 100 basis points would not have led to an impairment. A decrease in oil price of 10 percent or a decrease in oil and gas production of 10 percent would not have led to an impairment. Using two of the published IEA forecasts of Sustainable Development and Stated Policies would not have led to an impairment.

15. Financial Investments

Financial investments are comprised of equity instruments and are recorded at fair value (market price, where available) at the end of the reporting period. Fair value changes are included in other comprehensive income (FVTOCI). See Note 2 for more details. DNO disposed of its interests in Faroe and Panoro Energy ASA ("Panoro"), in 2019. DNO's only financial investment is shares in the Company, treated by the Company as treasury shares. Refer to Note 20 for further details.

16. Other Non-Current Receivables/Trade and Other Receivables

<i>USD million</i>	2021	2020
<i>Group</i>		
Trade debtors (non-current portion)	18.2	182.0
Other long-term receivables	1.3	0.4
Total other non-current receivables	19.4	182.4
Trade debtors	344.4	96.2
Underlift	17.2	27.4
Other	122.6	116.0
Total trade and other receivables	484.2	239.7
<i>USD million</i>	2021	2020
<i>Company</i>		
Amounts due from DNO subsidiary	0.2	-
Amounts due from other subsidiaries	0.1	0.1
Other	0.2	0.2
Total trade and other receivables	0.5	0.3

The total current and non-current book value of trade debtors of USD 362.6 million at 31 December 2021 (USD 278.2 million 2020) relates mainly to the Tawke licence arrears for 2019 and 2020 entitlement and override invoices (USD 169.1 million), and outstanding entitlement invoices for Tawke licence crude oil deliveries for the months October through December 2021 (USD 180.3 million). See also Note 29 for subsequent events after year-end 2021.

16. Other Non-Current Receivables/Trade and Other Receivables (continued)

In December 2020, a plan was put in place by the KRG to pay the international oil companies operating in Kurdistan 50 percent of the incremental revenue in any month in which Brent prices exceed USD 50 per barrel towards the arrears for 2019 and 2020. In May 2021, the KRG informed the international oil companies of revised terms reducing the payment of the arrears to 20 percent of the incremental revenue in any month in which Brent prices exceed USD 50 per barrel. The KRG also advised that all international oil company invoices, including towards arrears, will be settled within 60 days of receipt. DNO expects at a minimum to recover the full nominal value of the withheld receivables, and DNO continues to work to improve the terms of recovery of the arrears, including but not limited to interest payments.

At year-end 2020, due to the IFRS 9 requirement to incorporate the time value effects of expected cash flows, DNO reduced the book value of these receivables by USD 16.0 million when comparing the book value of the arrears with estimated present value, which was recognised as other financial expense. At 31 December 2021, in line with IFRS 9, DNO made a re-run of the estimated present value, updated the Brent prices assumptions resulting in a net increase in the book value of the arrears by USD 16.0 million, entirely reversing the financial expense recognised in 2020. Moreover, the classification of the receivables (current / non-current portion) was updated accordingly. The discounted value of trade debtors is impacted by expectations of future production from the Tawke field, forecast oil prices and the discount rate applied. A probability-weighted assessment of a range of possible scenarios was made including a probability weighted assessment of Brent oil price. The discount rate applied reflects DNO's cost of debt.

The underlift receivable of USD 17.2 million at 31 December 2021 (2020: USD 27.4 million) relates mainly to North Sea underlifted volumes, valued at lower of production cost including depreciation and the market value at the reporting date, which will be realised based on market value when the volumes are lifted. Other short-term receivables mainly relate to items of working capital in the licences in Kurdistan and the North Sea and accrual for earned income not invoiced in the North Sea.

Amounts due to the Company from DNO and (ultimately) Foxtrot International are unsecured and have a 30-day credit term. Amounts due from subsidiaries are repayable on demand, expected to be settled in 2022, unsecured and interest free. No amounts are past due nor impaired.

17. Cash and Cash Equivalents

<i>USD million</i>	2021	2020
<i>Group</i>		
Restricted cash	15.8	15.6
Unrestricted cash	756.3	486.7
Total cash and cash equivalents	772.1	502.3

Unrestricted cash is mainly related to bank deposits at 31 December 2021 and 31 December 2020 in USD, NOK, GBP, EUR, DKK and AED. Of the USD 772.1 million total cash and cash equivalents at 31 December 2021, USD 736.5 million relates to cash held by DNO. USD 4.1 million relates to the Company and USD 31.5 million relates to its wholly-owned subsidiaries.

The Company has no restricted cash at year-end 2021 (USD 2.0 million at year-end 2020 for a loan escrow account). For DNO, restricted cash of USD 15.8 million (USD 13.6 million at year-end 2020) relates to deposits on escrow account, employees' tax withholdings and deposits for rent.

18. Share Capital

The Company had the following shares issued at 31 December 2021:

	<i>Par value</i>	<i>2021 Number of shares</i>	<i>2020 Number of shares</i>
Class A Shares	GBP 0.01	194,484,040	194,484,040
Restricted Class A Shares	GBP 0.001	117,647,332	117,647,332
<i>Total Class A</i>		<i>312,131,372</i>	<i>312,131,372</i>
Class B Shares	GBP 0.0000001	117,647,332	117,647,332
Class C Shares	GBP 0.0000001	87,488,693	87,488,693
Redeemable Preference Shares	GBP 1.00	50,000	50,000

All shares are fully paid.

18. Share Capital (continued)

Transfers of Restricted Class A Shares are limited to certain permitted transferees set forth in the Company's Articles of Association -- essentially, related parties or charities. Transfers to non-permitted transferees give rise to loss of Class B Share voting rights. Because they have the same rights to participate in profits as Class A Shares, Restricted Class A Shares are not treated as a class separate from Class A Shares for accounting purposes.

On 15 October 2020 as a result of shareholders' requests to release the restrictions on their Restricted Class A Shares, 36,000 Restricted Class A Shares were re-designated as Class A Shares and 36,000 Class B Shares representing 72,000 votes, were transferred to the Company and cancelled.

Key rights attached to each class of shares are as follows:

	<i>Restricted Class A share</i>	<i>Class A share</i>	<i>Class B share</i>	<i>Class C share</i>	<i>Preference share</i>
Right to vote	one vote	one vote	two votes	none	none
Right to participate in profits	yes	yes	none	none	none

The preference shares were classified as equity.

19. Share Premium

The Company records proceeds above par value in the share premium reserve.

20. Other Reserves, Treasury Shares and Foreign Currency Translation Reserves

Other Reserves

<i>USD million</i>	2021	<i>2020</i>
<i>Group</i>		
Discount for (predecessor) shares issued below fair value as part of acquisition in 2013	(15.5)	(15.5)
Settlement of share-based payment arrangement in 2013	(20.3)	(20.3)
Reclassification within equity due to Group Reorganisation in 2014	360.8	360.8
Capital Reduction in 2017	518.3	518.3
Acquisition and cancellation of own shares in 2019	(30.0)	(30.0)
Capital redemption reserves resulting from acquisition and cancellation of own shares in 2019	0.3	0.3
Total other reserves	813.5	813.5

<i>USD million</i>	2021	<i>2020</i>
<i>Company</i>		
Group Reorganisation in 2014	148.8	148.8
Capital Reduction in 2017	518.3	518.3
Acquisition and cancellation of own shares in 2019	(30.0)	(30.0)
Capital redemption reserves resulting from acquisition and cancellation of own shares in 2019	0.3	0.3
Total other reserves	637.3	637.3

The USD 148.8 million above represents the difference between the nominal value of the shares issued as consideration for the shares in subsidiaries received by the Company as part of the 2014 Group Reorganisation and their fair value. The Group Reorganisation took place shortly before the Company listed its shares. The first quoted price for the Company's shares on the Oslo Børs was determined to represent fair value. The Group Reorganisation fell under section 611 of the 2006 Companies Act (group reconstruction relief). However, since IAS 27 requires the Company to account for the investment at cost in its Parent Company Financial Statements, the Company was unable to take advantage of the permission in section 615 of the 2006 Companies Act to record the transaction at nominal value. The cost of the investment is the fair value of the consideration issued. This treatment under IAS 27 also complies with the 'alternative presentation' allowed under section 615 of the 2006 Companies Act.

Treasury Shares and Foreign Currency Translation Reserves

There are cross-holdings between the Company and DNO. At 31 December 2021, DNO owned 5.08 percent (2020: 5.08 percent) being 15,849,737 of the Company's outstanding Class A Shares plus Restricted Class A Shares. The Group accounts for the shares in the Company as treasury shares. The shares of the Company were acquired by DNO for USD 49.8 million.

20. Other Reserves, Treasury Shares and Foreign Currency Translation Reserves (continued)

Acquisition of Non-controlling Interest without Change in Control

The parent's effective ownership interest in subsidiary DNO was increased in 2020 due to the acquisition by DNO of its own shares which changed the Group's effective holding in DNO from 44.37 percent to 44.94 percent. The change in the Company's interest in 2020 did not result in a change of control of DNO and therefore was accounted for as an equity transaction, i.e., a transaction with owners in their capacity as owners. The carrying amounts of the Treasury Shares (held by DNO) and Foreign Currency Translation Reserves of the controlling and non-controlling interest were adjusted to reflect the changes in their relative interests in DNO. There were no changes in the Treasury Share ownership in 2021.

21. Interest-bearing Liabilities

USD million	Ticker OSE	Facility Currency	Facility Amount	Interest (percent)	Maturity	Effective Interest rate (percent)	Fair value		Carrying amount		
							2021	2020	2021	2020	
Interest-bearing liabilities:											
Bond loan (ISIN NO0010823347)	DNO02	USD	-	-	-	-	-	376.5	-	400.0	
Bond loan (ISIN NO0010852643)	DNO03	USD	394.9	8.375	29.05.2024	9.0	410.2	370.0	394.9	400.0	
Bond loan (ISIN NO0011088593)	DNO04	USD	400.0	7.875	09.09.2026	8.8	414.0	-	400.0	-	
Borrowing issue costs		-	-	-	-	-	-	-	(16.5)	(15.4)	
Reserves-based lending facility		USD	350.0	see below	07.11.2026	-	95.0	149.6	95.0	149.6	
Exploration financing facility		NOK	250.0	see below	see below	3.26		-		-	
Mashreq loan		AED	-	-	-	-	-	2.0	-	2.0	
Total interest-bearing liabilities							919.2	898.1	873.4	936.2	
USD million									2021		2020
Non-current											
Bonds									794.9		800.0
Capitalised borrowing issue costs (bonds)									(16.5)		(15.4)
Reserves-based lending facility									95.0		149.6
Total non-current interest-bearing liabilities									873.4		934.2
Current											
Mashreq loan									-		2.0
Total current interest-bearing liabilities									-		2.0

Bonds

All the bonds are issued by DNO ASA.

On 31 May 2018, DNO completed the placement of USD 400 million of five-year senior unsecured bonds issued at 100 percent of par with a fixed coupon rate of 8.75 percent. The bond was listed on the Oslo Børs under ticker DNO02. The principal amount at 31 December 2020 was USD 400 million and fell due on 31 May 2023. On 1 September 2021, DNO completed the placement of USD 400 million of a new, five-year unsecured bond issued at 100 percent of par with a coupon rate of 7.875 percent. The bond was listed on the Oslo Børs under ticker DNO04. In connection with the bond placement, DNO agreed to buy back USD 154 million in nominal value of DNO02 at 103.7 percent of par plus accrued interest. The remaining DNO02 bonds were called and settled after completion of the new bond at 103.5 percent of par plus accrued interest.

On 29 May 2019, DNO completed the placement of USD 400 million of new five-year senior unsecured bonds issued at 100 percent of par with a coupon rate of 8.375 percent. The bond was listed on the Oslo Børs under ticker DNO03. The principal amount at 31 December 2021 is USD 400 million and falls due on 29 May 2024.

During 2021, DNO ASA has acquired USD 5.1 million of DNO03 bonds at a price range of 103.9 to 104.0 percent of par plus accrued interest. Facility and carrying amount for the bonds is shown net of bonds held by DNO.

21. Interest-bearing Liabilities (continued)

The financial covenants of the DNO03 and DNO04 bonds require DNO to have a liquidity of a minimum of USD 40 million and a minimum equity ratio of 30 percent or a total equity no less than USD 600 million. There is also a restriction on declaring or making any dividend payments if the liquidity is less than USD 80 million immediately after such distribution is made. At 31 December 2021, DNO satisfies all loan agreement requirements including covenants on DNO's equity ratio.

Reserves-Based Lending

The DNO Group has a reserves-based lending ("RBL") facility in relation to its Norway and UK licences in an aggregate amount of USD 350 million which is available for both debt and issuance of letters of credit. An additional tranche of USD 350 million is available on an uncommitted accordion basis. Interest charged on utilisations is based on the LIBOR, NIBOR or EURIBOR rates (depending on the currency of the drawdown) plus a margin ranging from 2.75 to 3.25 percent. The facility will amortise over the loan life with a final maturity date of 7 November 2026. The entities that participate in the facility are required to submit quarterly a liquidity test and maintain a consolidated net debt divided by EBITDAX (earnings before interest, tax, depreciation, amortisation and exploration) ratio of maximum 3.5. The security under the RBL includes, without limitation, a pledge over the shares in DNO North Sea plc and its subsidiaries, assignment of claims under shareholder loans, intra-group loans and insurances and a pledge of certain bank accounts and mortgages over the licence interests. There are also restrictions on loans and dividend payments to DNO ASA. The borrowing base amount of the facility at 1 January 2022 is USD 106 million. The amount utilised as of the reporting date is disclosed in the table above. In addition, USD 88 million is utilised in respect of letters of credit.

Exploration Financing Facility

DNO Norge AS has available a revolving exploration financing facility ("EFF") in a total amount of NOK 250 million. An additional tranche of NOK 750 million is available on an uncommitted accordion basis. Utilisation requests need to be delivered for each proposed loan. The aggregate of the proposed loan shall not exceed 95 percent of the tax value of eligible costs which have not already been refunded by the tax authorities. The facility is secured against the tax refund and is repaid when the refunds have been received which is approximately 11 months after the end of the financial year. The interest rate equals three months Norwegian Interbank Offered Rate (NIBOR) plus a margin of 1.70 percent. Utilisations can be made until 31 December 2022. Due to temporary changes to the taxation of oil and gas companies in Norway, the DNO Group has chosen to not utilise the EFF in relation to exploration spend in 2021, see Note 10.

Mashreq Loan

During 2016, the Group negotiated a new loan facility with Mashreq of USD 32.7 million at the three-month Emirates Interbank Offered Rate ("EIBOR") plus 4.0 percent. Quarterly repayments of principal began 15 months after the start date of the loan and ended in February 2021. An additional principal repayment of AED 18.0 million (USD 4.9 million) was made in April 2020. Interest was paid on a quarterly basis. While borrowings were outstanding, the Group had agreed to: not dispose of or encumber its indirect interest in Mondoil Enterprises; maintain a pledge account holding shares in DNO with a value of at least thrice the outstanding indebtedness; and maintain a cash balance of one quarter's payments (USD 2.0 million) in a service account as restricted cash. The proceeds have been used for general working capital purposes, including, among others, repayment of prior bank loans and meeting cash calls from Foxtrot International. The loan was obtained by a subsidiary of the Company and passed onwards to the Company on the same terms. The Mashreq loan was the only borrowing at Company level and was closed out in February 2021.

Changes in Liabilities Arising from Financing Activities Split by Cash and Non-cash Changes

USD million	At 1 Jan 2020	Cash flows	Non-cash changes Amortisation/ Currency	Total at	Cash flows	Non-cash changes		Total
				31 Dec 2020		Acquisition	Amortisation/ Currency	at 31 Dec 2021
<i>Group</i>								
Bond loans	961.2	(161.0)	(0.2)	800.0	(5.1)	-	-	794.9
Borrowing issue costs	(23.0)	-	7.6	(15.4)	(10.5)	-	9.4	(16.5)
Reserves-based lending facility	37.8	109.2	2.6	149.6	(53.9)	-	(0.7)	95.0
Exploration financing facility	85.6	(86.1)	0.5	-	-	-	-	-
Mashreq loan	14.3	(12.3)	-	2.0	(2.0)	-	-	-
Total liabilities from financing activities	1,075.9	(150.3)	10.5	936.2	(71.5)	-	8.7	873.4
<i>Company</i>								
Mashreq loan	14.3	(12.3)	-	2.0	(2.0)	-	-	-
Related party debt	0.5	(0.5)	-	-	-	-	-	-
Total liabilities from financing activities	14.8	(12.8)	-	2.0	(2.0)	-	-	-

22. Provisions for Other Liabilities and Charges/Lease Liabilities

At 31 December 2021, the Group had the following provisions:

<i>USD million</i>	2021	<i>2020</i>
Non-current		
Asset retirement obligations	386.3	436.6
Other long-term obligations	3.7	3.5
Total non-current provisions for other liabilities and charges	390.0	440.2
Lease liabilities	12.5	13.9
Total non-current lease liabilities	12.5	13.9
Current		
Asset retirement obligations	69.7	86.7
Other provisions and charges	34.8	25.3
Total current provisions for other liabilities and charges	104.4	112.0
Current lease liabilities	15.7	3.8
Total current lease liabilities	15.7	3.8
Total provisions for other liabilities and charges and lease liabilities	522.6	569.7

Other provisions relate mainly to litigations as disclosed in Note 23.

The Company currently has no provisions with the exception of accrued end of service benefits for staff based in the United Arab Emirates of USD 0.1 million.

Asset retirement obligations

The provisions for asset retirement obligations are based on the present value of the estimated future cost of decommissioning oil and gas assets in Kurdistan and the North Sea. The discount rates applied before tax at year-end 2021 were between 3.2 percent and 3.7 percent (2020: between 3.2 percent and 3.7 percent). The credit margin included in the discount rates at year-end 2021 was 2.8 percent (2020: 2.8 percent).

The decrease in asset retirement obligation provisions in 2021 compared to 2020 is due mainly to the payment of USD 86.8 million of decommissioning costs during 2021 and the accretion expenses from the unwinding of discounting.

<i>USD million</i>	<i>Asset retirement obligations</i>	<i>Other non-current</i>
Balance at 1 January 2020	492.8	7.1
Decommissioning spend	(30.7)	-
Increase/(decrease) in existing provisions	38.3	(3.6)
Amounts charged against provisions	-	(0.1)
Effects of change of the discount rate	2.9	-
Accretion expenses (unwinding of discount)	17.0	-
Reclassification and transfer	3.0	-
Balance at 31 December 2020	523.3	3.4
Decommissioning spend	(86.8)	-
Increase/(decrease) in existing provisions	0.9	0.2
Amounts charged against provisions	-	-
Effects of change of the discount rate	0.9	-
Accretion expenses (unwinding of discount)	17.7	-
Reclassification and transfer	-	-
Balance at 31 December 2021	456.0	3.6

22. Provisions for Other Liabilities and Charges/Lease Liabilities (continued)

Lease Liabilities

The DNO Group's future minimum lease payments under non-cancellable leases are mainly related to office rent (including warehouse and equipment) and rig lease. In 2021, DNO entered into a rig lease agreement to perform decommissioning, plugging and abandonment at the Schooner and Ketch fields in the UK part of the North Sea. The rig lease was entered into with DNO as the operator of the licenses at the initial signing and subsequently allocated to the licence partners. The rig lease was recognised on a gross basis, rather than based on DNO's working interest share (60 percent).

The identified lease liabilities have no significant impact on the DNO Group's financing, loan covenants or dividend policy. The Group does not have any residual value guarantees. Extension options are included in the lease liability when, based on management's judgement, it is reasonably certain that an extension will be exercised.

The difference between the recognised lease liabilities in the Consolidated Statement of Financial Position and the undiscounted lease liabilities is due to discounting and adjustment for short-term leases and low-value leases. Lease payments related to short-term leases and leases of low-value assets are recognised under lifting costs and exploration costs, or tangible assets and capitalised exploration. Total lease payments related to short-term leases and low-value assets was USD 56.6 million (2020: USD 31.2 million) of which most of the lease payments are related to drilling rigs.

At 31 December 2021, the DNO Group's future undiscounted minimum lease payments under non-cancellable leases that are recognised in the financial position were payable as follows and are related to office rent and equipment:

USD million	2021	2020
Within one year	16.6	4.7
Two to five years	13.1	13.8
After five years	-	1.1
Total undiscounted lease liabilities at 31 December 2021	29.7	19.6

The Company has no leases with a duration of more than 12 months.

23. Commitments and Contingencies

Contingent Liabilities and Contingent Assets

During the normal course of its business, the Company or its Investment Entities can be involved in legal proceedings and unresolved claims. The Group provides in its Consolidated and Parent Company Financial Statements for probable liabilities related to litigation and claims based on management's best judgement and in line with IAS 37. Other than what is set out below, the Group is not aware of any governmental, legal or arbitral proceedings (including any such proceedings which are pending or threatened) initiated against it that may have, or have had, significant effects on the Group's results of operations, cash flows or financial position.

At 31 December 2021, DNO had the following legal disputes.

Disputes with Ministry of Oil and Minerals of Yemen ("MOM") – Block 43 and Block 32

DNO Yemen AS was involved in a dispute with MOM with respect to DNO Yemen AS' relinquishment of Block 43 in 2016. An arbitral award was rendered on 18 February 2020 in DNO Yemen AS' favour for USD 6.8 million (almost entirely dismissing the USD 131 million counterclaim of the MOM). In accordance with IAS 37, the contingent asset related to this arbitration award was not recognised in the financial statements at year-end 2021.

As part of the Block 43 arbitral award issued in 2020, a cost recovery audit was mandated for the years 2014 and 2015. In 2021, the MOM filed an arbitration claim against DNO Yemen AS for allegedly over-recovered costs of USD 17.2 million from the Ministry in 2014 and 2015. In accordance with IAS 37.92, the DNO Group does not provide further information with respect to this arbitration dispute and the associated risk for the DNO Group, especially with regards to the measures taken in this context, in order not to impair the outcome of the proceedings. In accordance with IAS 37, no provision for liability was made at year-end 2021 related to this dispute.

23. Commitments and Contingencies (continued)

DNO Yemen AS was involved in a dispute with MOM with respect to DNO Yemen AS' relinquishment of Block 32 in 2016. An arbitral award was rendered on 7 April 2021 in the MOM's favour in the amount of USD 8.1 million (out of USD 151 million counterclaim) while the contractors of the licence were awarded USD 5 million (out of a USD 14 million claim). A provision for liability of USD 1.4 million (net to DNO Yemen AS' 45 percent interest) was recognised in 2021 related to this arbitration award.

Disputes with Ministry of Energy and Minerals ("MEM") of Oman - Block 8

On 3 January 2019, DNO announced that its subsidiary, DNO Oman Block 8 Limited, had relinquished operatorship and participation in Block 8 to Oman's MEM as a result of the expiry of the Exploration and Production Sharing Agreement ("EPSA"). DNO held a 50 percent interest in the licence alongside LX International Corp., which held the remaining 50 percent interest. The relinquishment gave rise to certain contested issues between MEM and the partners of Block 8, DNO Oman Block 8 Limited and LX International Corp., which were under arbitration proceedings. A final settlement agreement was signed between the parties in the fourth quarter of 2021 in the MEM's favour in the amount of USD 17.7 million. In accordance with IAS 37, a provision for liability of USD 8.9 million (net to DNO Oman Block 8 Limited's 50 percent interest) was made at year-end 2021.

Capital Commitments and Abandonment Expenditures

Based on work plans at year-end 2021 and contingent on future market conditions including development in the oil price, the DNO Group's estimated capital commitments and abandonment expenditures at year-end amounted to USD 545 million (2020: USD 445 million). The projected capital commitments and abandonment expenditures reflect the DNO Group's share of planned drilling and facility investments and decommissioning plans in its licences in 2022. Execution of these work plans is subject to revisions.

Foxtrot International is committed to building processing facilities and pipelines to supply gas to two new power stations in Côte d'Ivoire. The estimated remaining cost is USD 8.9 million for Foxtrot International's share to be spent in 2022.

Guarantees Related to Assets in Operation at 31 December 2021

DNO ASA has issued parent company guarantees to the authorities in Norway and the United Kingdom on behalf of certain subsidiaries that participate in licences on the NCS and UKCS.

Liability for Damages/Insurance

Installations and operations are covered by various insurance policies.

24. Trade and Other Payables

USD million	2021	2020
<i>Group</i>		
Trade payables	85.8	58.4
Public duties payable	6.1	4.1
Prepayments from customers	-	9.2
Overlift	17.3	6.4
Other accrued liabilities	123.4	102.4
Total trade and other payables	232.7	180.3
<i>Company</i>		
Trade payables	0.2	0.1
Total trade and other payables	0.2	0.1

Trade payables are non-interest bearing and are normally settled on 30 to 60 day terms.

Trade payables and other accrued expenses at year-end 2021 include items of working capital related to participation in oil and gas licences in Kurdistan and the North Sea and prepayment from customers in the North Sea.

The overlift payable of USD 17.3 million at year-end 2021 relates mainly to DNO's North Sea licences, valued at production cost including depreciation.

25. Investment in Subsidiaries

Subsidiaries

The Group had the following subsidiaries:

Name of the subsidiary	Address	Country of incorporation	Place of business	Percent holding		Nature of business
				31 December 2021	31 December 2020	
Directly held by the Company						
RAK Petroleum Holdings B.V.	Prins Bernhardplein 200 1097JB Amsterdam Netherlands	Netherlands	Netherlands	100	100	Holding and finance company
RAK Petroleum Public Company Limited	Office 12A07 XL Tower Marasi Drive, Business Bay Dubai, UAE	UAE	United Arab Emirates	100	100	Ras Al Khaimah and Dubai offices
Indirectly held by the Company						
Mondoil Enterprises, LLC	Corporation Trust Center 1209 North Orange Street Wilmington, Delaware, USA	USA	United States	100	100	Holding entity
DNO ASA	Dokkveien 1 0250 Oslo, Norway	Norway	Norway, Kurdistan, Other	44.94	44.94	Holding company
Held directly or indirectly by DNO ASA						
DNO Iraq AS	Dokkveien 1 0250 Oslo, Norway	Norway	Kurdistan	44.94	44.94	Operating company
DNO UK Limited	Dokkveien 1 0250 Oslo, Norway	UK	UK	44.94	44.94	Holding company
DNO Mena AS	Dokkveien 1 0250 Oslo, Norway	Norway	Oman, Tunisia	44.94	44.94	Holding company
DNO Technical Services AS	Dokkveien 1 0250 Oslo, Norway	Norway	Dubai	44.94	44.94	Services company
DNO Exploration UK Limited	Dokkveien 1 0250 Oslo, Norway	UK	UK	44.94	44.94	Operating company
DNO Yemen AS	Dokkveien 1 0250 Oslo, Norway	Norway	Yemen	44.94	44.94	Operating company
DNO North Sea plc	Dokkveien 1 0250 Oslo, Norway	UK	UK	44.94	44.94	Operating company
Northstar Oman AS	Dokkveien 1 0250 Oslo, Norway	Norway	Oman	-	44.94	Liquidated
Held through DNO Mena AS						
DNO Oman Limited	Dokkveien 1 0250 Oslo, Norway	Bermuda	Oman	44.94	44.94	Dormant
DNO Oman Block 8 Limited	Dokkveien 1 0250 Oslo, Norway	Guernsey	Oman	44.94	44.94	Dormant
DNO Oman Block 30 Limited	Dokkveien 1 0250 Oslo, Norway	Guernsey	Oman	44.94	44.94	Dormant
DNO Technical Services Limited	Dokkveien 1 0250 Oslo, Norway	Guernsey	Dubai	44.94	44.94	Dormant
DNO Tunisia Limited	Dokkveien 1 0250 Oslo, Norway	Guernsey	Tunisia	44.94	44.94	Dormant
Held through DNO North Sea plc						
DNO North Sea (Norge) AS	Dokkveien 1 0250 Oslo, Norway	Norway	Norway	44.94	44.94	Inactive
DNO Norge AS	Dokkveien 1 0250 Oslo, Norway	Norway	Norway	44.94	44.94	Operating Company
DNO North Sea (UK) Limited	Dokkveien 1 0250 Oslo, Norway	UK	UK	44.94	44.94	Operating Company
DNO North Sea (ROGB) Limited	Dokkveien 1 0250 Oslo, Norway	UK	UK	44.94	44.94	Operating Company
DNO North Sea (Energy) Limited	Dokkveien 1 0250 Oslo, Norway	UK	UK	44.94	44.94	Inactive
DNO North Sea SIP EBT Limited	Dokkveien 1 0250 Oslo, Norway	UK	UK	44.94	44.94	Inactive
Faeroya Kolventi P/F	Dokkveien 1 0250 Oslo, Norway	Denmark	Denmark	-	44.94	Liquidated

The DNO subsidiary companies are owned by DNO either directly or indirectly, giving the Group an indirect interest in them. DNO's subsidiary DNO Iraq AS has operations in Kurdistan. Activities on the NCS are carried out through DNO Norge AS, while activities on the UKCS are carried out through DNO North Sea (UK) Limited and DNO North Sea (ROGB) Limited. DNO ASA, DNO Technical Services AS and DNO North Sea plc provide technical support and services to the various companies in the DNO Group. The other subsidiaries had minimal activity during the year. Northstar Oman AS and Faeroya Kolventi P/F were liquidated during 2021.

25. Investment in Subsidiaries (continued)

The Company

The Company holds its interests in the Investment Entities through its wholly-owned subsidiary, RAK Petroleum Holdings B.V. The value of RAK Petroleum Holdings B.V. is predominantly derived from the recoverable amounts of its investments in DNO and Foxtrot International. Refer to impairment testing in Notes 12 and 13 for DNO and Note 14 for Foxtrot International. At 31 December 2021 and 2020, the Company conducted an impairment test, however, no impairment was considered warranted. At 31 December 2021 a change in oil price of 10 percent would not have eliminated the headroom.

26. Related Party Disclosures

Transactions with related parties were carried out in the normal course of business on terms agreed between the parties.

The Group has no (ultimate) controlling company/party.

Related Party Transactions (Company)

Related party transactions occur between DNO and the Company. DNO and the Company entered into a Service Agreement whereby DNO reimburses the Company for work carried out on behalf of DNO and travel expenses incurred on behalf of DNO. An amount of USD 0.2 million was owed by DNO to the Company at 31 December 2021. An administration fee of 2.5 percent is charged on expenses incurred by the Company on DNO's behalf.

Related party transactions occur between Foxtrot International and the Company. Foxtrot International and the Company entered into a Service Agreement whereby Foxtrot International reimburses the Company for work carried out in relation to the assets of Foxtrot International. An amount of USD 0.1 million was owed by Foxtrot International to the Company at 31 December 2021.

<i>USD million</i>	2021	2020
Services Agreement – Foxtrot International	0.1	0.1
Services Agreement - DNO	0.2	0.5
Total related party transactions	0.3	0.6

Details of the Board of Directors and executive management remuneration are disclosed elsewhere in this report in the Directors' Remuneration Report. Key management compensation required to be disclosed by IAS 24 is as follows:

Key Management Compensation (Group)

<i>USD million</i>	2021	2020
Salaries and other short-term employee benefits	(4.0)	(4.1)
Directors' fees	(0.3)	(0.3)
Total key management compensation	(4.3)	(4.3)

Key Management Compensation (Company)

<i>USD million</i>	2021	2020
Salaries and other short-term employee benefits	(2.4)	(2.4)
Directors' fees	(0.3)	(0.3)
Total key management compensation	(2.6)	(2.7)

Key management compensation of the Group includes Mr. Mossavar-Rahmani's salary as Executive Chairman of DNO and Mr. Dale as the Managing Director of DNO.

27. Financial Risk Management Objectives and Policies

Financial Risk Policies

The Group's activities expose it to a variety of financial risks. The Board of Directors provides certain specific guidance in managing such risks, particularly as relates to credit and liquidity risk. Any form of borrowing arrangement requires approval from the Board of Directors and the Group does not currently use any derivative financial instruments to manage its financial risks. The key financial risks and the Group's major exposures are as follows:

Equity Price Risk

Equity price risk includes the risk that the fair value of equity securities held by the Group may decrease because of changes in (i) equity markets generally, (ii) particular equity markets or market segments, or (iii) the market price of individual equities.

The Group's most valuable asset is its shareholding in DNO, whose shares are publicly traded on the Oslo Børs. At 31 December 2021, the market value of that interest was USD 519.7 million. However, the Group's interest in DNO is accounted for as an investment in a subsidiary under International Financial Reporting Standards (see Note 13) such that the market value is not directly reflected in the Group's financial position. If the public equity value of the Group's interest in DNO decreases below the carrying value, the Group in certain circumstances may be required to record an impairment of its goodwill in DNO, recorded as a loss in the Group's income statement. Similarly, the Group's income statement reflects the income performance of DNO and does not directly record or reflect changes in its market value.

Interest Rate Risk

Interest rate risk is the risk that the fair value of future cash flows of a financial instrument will fluctuate because of changes in market interest rates. The Company has no financial instruments. The Company is not exposed to any significant interest rate risk. DNO has bond loans maturing in 2024 and 2026 with fixed interest rates. The bond loans are not subject to interest rate exposure as the bond loans have a fixed interest rate. In addition to the bond loans, DNO has an exploration financing facility of NOK 250 million with a further NOK 750 million accordion with a floating rate (draw down nil) and a reserves-based lending facility of USD 106 million (drawn USD 95 million). These loans are subject to interest rate exposure but do not create a material interest rate exposure for the Group. The terms of the loans are described in Note 21. At year-end 2021, neither the Company nor the Group had any interest rate hedging instruments.

Foreign Currency Exchange Rate Risk

Currency risk is the risk that the value of a financial instrument will fluctuate due to changes in foreign exchange rates. The Company is not exposed to any significant currency risk. The Group operates internationally and can be exposed to currency risk on commercial transactions, assets and liabilities. Commercial transactions and assets and liabilities are subject to currency risk when payments are denominated in a currency other than the respective functional currency of the Group. The vast majority of the Group's expenditures, revenues, debts, receivables and cash are denominated in USD. The Group has material expenditures in NOK and GBP related to the North Sea. The Group has minor expenditures in AED, IQD and EUR. DNO's revenues from the sale of oil and gas are in USD and EUR, while corporate operational costs are mainly in USD and NOK. The Group's assets and liabilities are mainly denominated in USD. A +/- 10 percent change in the NOK/USD exchange rate at 31 December 2021 will impact other comprehensive income by USD (30.0) million to USD 8.8 million (2020: USD (65.4) million to USD 74.4 million). A +/- 10 percent change in the GBP/USD exchange rate at 31 December 2021 will impact other comprehensive income by USD (75.6) million to USD 50.8 million (2020: USD (31.4) million to USD 30.0 million). A +/- 10 percent change in the EUR/USD exchange rate at 31 December 2021 will impact profit before tax by USD (3.6) million to USD 3.6 million (2020: USD (0.9) million to USD 0.9 million). The Group had no currency hedging arrangements at year-end 2021 although it monitors its foreign currency risk exposure on a continuous basis and evaluates hedging alternatives.

Credit Risk

Credit risk is the risk of financial loss to the Group if a customer or counter-party to a financial instrument fails to meet its contractual obligations. For all classes of financial assets held by the Group, the maximum exposure to credit risk is the carrying value as disclosed in the statement of financial position.

Credit risk from balances with banks and financial institutions is managed by the Group's treasury function. The Group limits its counterparty credit risk by maintaining its cash deposits with multiple banks and financial institutions with high credit ratings.

27. Financial Risk Management Objectives and Policies (continued)

Credit risk for related party receivables of the Company is viewed as negligible. Credit risk for the tax receivable is viewed as negligible.

The Group's exposure to credit risk is mainly related to the DNO Groups outstanding trade debtors.

<i>USD million</i>	31 December 2021	<i>31 December 2020</i>
Trade debtors (non-current portion) (Note 16)	18.2	182.0
Trade debtors (Note 16)	344.4	96.2
Other receivables (Note 16)	140.7	143.4
Tax receivables	21.1	63.1
Cash and cash equivalents	772.1	502.2
Total	1,296.5	986.9

Trade Debtors

The impairment model in IFRS 9 is based on the premise of providing for expected credit losses. Expected credit losses ("ECL") under IFRS 9, are based on the difference between the contractual cash flows due in accordance with the contract and all the cash flows that are expected to be received, discounted at an approximation of the original effective interest rate. Measurement of ECLs under IFRS 9 shall reflect an unbiased and probability-weighted amount that is determined by evaluating the range of possible outcomes as well as incorporating the time value of money. The entity considered reasonable and supportable information about past events, current conditions and reasonable and supportable forecasts of future economic conditions when measuring expected credit losses.

Trade Receivables from Oil Sales and Override Invoices in Kurdistan

Normal payment terms apply to amounts owed to DNO by the KRG for oil sales or entitlements and override invoices from the Tawke licence in Kurdistan. Since late 2015, DNO received the payment due to it from entitlements and overrides on a monthly basis from the KRG until early 2020. At year-end 2020, the DNO Group had accumulated a receivable against the KRG after certain 2019 and 2020 entitlement and override payments to the DNO Group (USD 259.0 million DNO share) and other Kurdistan based oil exporters were withheld early in 2020 by the KRG in connection with the Covid-19 pandemic. Entitlement payments were resumed in March 2020 and override payments were resumed in early 2021.

In December 2020, a plan was put in place by the KRG in respect of the withheld entitlement and override payments from 2019 and 2020 such that if Brent prices exceed USD 50 per barrel on average in any month, one-half of the incremental revenue will be paid to the Tawke partners and shared prorata to their interest in the licence by the KRG towards the withheld amounts. Override payments would resume from the January 2021 invoice. In May 2021, the KRG advised of a reduction from 50 percent to 20 percent of incremental revenue that would be paid to the Tawke partners by the KRG towards the withheld amounts. DNO expects at a minimum to recover the full nominal value of the withheld receivables and discussions continue to further improve the terms of recovery of the arrears, including but not limited to interest payments reflecting DNO's cost of debt. During 2021, the outstanding arrears were reduced from USD 259.0 million at the start of the year to USD 169.1 million at year-end.

Due to the IFRS 9 requirement to incorporate the time value of money, at year-end 2020 DNO reduced the book value of these receivables by USD 16.0 million (recognised as other financial expense) when comparing the book value of the receivables to the estimated present value. At year-end 2021 the amount was reversed in full. The calculation of present value in accordance with IFRS 9, takes into account the most recent production forecasts for the Tawke licence and DNO's Brent price assumptions (see Note 12) to determine the expected timing of payments towards the arrears plus contractual interest under IFRS 9, and reflects the probability-weighted amount for a range of possible scenarios including probability-weighted Brent price scenarios with a probability assigned to each. The discount rate that is applied reflects DNO's cost of debt. In addition, at year-end 2021, USD 18.2 million was classified to non-current receivables based on the forecasted repayment plan.

27. Financial Risk Management Objectives and Policies (continued)

The table below shows the aging of trade debtors and information about credit risk exposure using a provision matrix.

USD million	Contract assets	Days past due (trade debtors)					Total
		Current	< 30 days	30-60 days	61-90 days	> 90 days	
As of 31 December 2021							
Trade debtors (nominal value) (Note 16)	-	131.6	61.9	-	-	169.1	362.6
Expected credit loss rate (percent)	-	-	-	-	-	-	-
Expected credit loss rate (USD million)	-	-	-	-	-	-	-
As of 31 December 2020							
Trade debtors (nominal value) (Note 16)	-	42.3	2.7	2.8	3.3	243.4	294.2
Expected credit loss rate (percent)	-	-	-	-	-	-	-
Expected credit loss rate (USD million)	-	-	-	-	-	-	-

Total trade debtors of USD 362.6 million in nominal value at year-end 2021 relate mainly to withheld entitlement and override payments from the Tawke licence, see Note 16 for further details.

Liquidity Risk

The Company's liquidity risk is the risk that it will not be able to meet its financial obligations as they fall due. Prudent liquidity risk management implies maintaining sufficient cash balances, marketable securities, credit facilities and other financial resources to maintain financial flexibility under dynamic market conditions. Cash flow forecasts are performed by the Group and liquidity requirements monitored.

Foxtrot International issues cash calls to Mondoil Enterprises to fund capital and operating requirements for Côte d'Ivoire Block CI-27. These cash calls are made on a regular basis pursuant to an approved budget and in 2021 totalled USD 15.6 million.

The Company has concluded that cash distributions anticipated to be received from Foxtrot International will be sufficient to enable the Company to meet all of its scheduled and anticipated obligations. In the unlikely event of a disruption of these cash distributions, the Company (i) will make use of any cash reserves or available borrowings, (ii) will pursue additional financing arrangements, if available, (iii) may have available to it the proceeds of insurance against the risks giving rise to the disruption, or (iv) could liquidate a portion of its liquid investment holdings.

The DNO Group's principal sources of liquidity are operating cash flows from its producing assets in Kurdistan and the North Sea. In addition to its operating cash flows, the DNO Group relies on the debt capital markets for both short- and long-term funding. At year-end 2021, the DNO Group had outstanding senior unsecured debt in the form of bonds totalling USD 794.9 million and had available an Exploration Financing Facility in an aggregate amount of NOK 250 million (equivalent to USD 29 million at 31 December 2021) with an accordion option of NOK 750 million (equivalent to USD 88 million at 31 December 2021). In addition, the DNO Group had available reserves-based lending in relation to its Norway and UK licences with a total facility amount of USD 350 million. The DNO Group's finance function prepares projections on a regular basis in order to plan the DNO Group's liquidity requirements. These plans are updated regularly for various scenarios and form part of the basis for decision making for the DNO Board of Directors and management.

Risk Concentration

Concentrations arise when a number of counterparties are engaged in similar business activities, or activities in the same geographical region, or have economic features that would cause their ability to meet contractual obligations to be similarly affected by changes in economic, political or other conditions. DNO's revenues currently derive mainly from production in the Tawke licence in Kurdistan and from several licences in the North Sea. The Group actively seeks to reduce such risk through organic growth and business and asset acquisitions aimed at further diversifying its revenue sources.

27. Financial Risk Management Objectives and Policies (continued)

DNO has loans and borrowings falling due at various times during the next three years. The tables below summarise the maturity profile of the Group's financial liabilities on contractual undiscounted cash flows.

2021 USD million	Book value	On demand	Less than 3 months	3 to 12 months	1 to 3 years	Over 3 years
DNO loans and borrowings	873.4	-	16.9	60.8	510.4	545.3
Other liabilities	34.8	-	18.6	16.2	-	-
Taxes payable	33.1	-	12.6	20.5	-	-
Trade and other payables	232.6	1.9	210.5	3.0	-	-
Total	1,173.9	1.9	258.6	100.5	510.4	545.3

2020 USD million	Book value	On demand	Less than 3 months	3 to 12 months	1 to 3 years	Over 3 years
Mashreq loan	2.0	-	2.0	-	-	-
DNO loans and borrowings	934.2	-	17.1	51.4	516.6	564.0
Other liabilities	25.3	-	11.3	14.0	-	-
Taxes payable	-	-	-	-	-	-
Trade and other payables	180.4	2.0	169.9	8.5	-	-
Total	1,141.9	2.0	200.4	73.9	516.6	564.0

The undiscounted cash flows of the Group's and Company's other financial liabilities approximate their carrying amounts and their contractual maturity is predominantly within three months.

The Company's loans included the Mashreq loan transferred to the Company through its subsidiary RAK Petroleum PCL on the same terms and conditions. The loan was paid out in February 2021.

Capital Management

The primary objective of the Group's capital management is to ensure that it maintains healthy capital ratios in order to support its business and maximise shareholder value. The Group manages its capital structure and makes adjustments to it in light of changes in business conditions. Equity is defined as capital. No changes were made in the objectives, policies or processes during the years ended 31 December 2021 and 31 December 2020, although the changes in capital structure and debt described in the Notes above were implemented.

The Group's debt to equity (attributable to shareholders of the parent) ratio at 31 December 2021 was nil (0.3 percent at 31 December 2020) as the Company has no debt.

Financial Assets and Liabilities

Financial assets and liabilities in the Group consist of bank deposits, trade and other receivables, other non-current assets, interest-bearing liabilities, other current and non-current provisions for other liabilities and charges and trade and other payables. Financial assets and liabilities are offset when there is a legally enforceable right to offset the recognised amounts and there is an intention to settle on a net basis or realise the asset and settle the liability simultaneously. Current financial assets and liabilities are carried at their fair value due to their short maturity.

Fair Value Hierarchy

Financial instruments measured at fair value are classified by the levels in the fair value hierarchy. Both carrying amount and fair value are shown for all financial instruments.

27. Financial Risk Management Objectives and Policies (continued)

For financial instruments measured at fair value, the levels in the fair value hierarchy are:

Level 1: quoted prices (unadjusted) in active markets for identical assets or liabilities

Level 2: inputs other than quoted prices included within Level 1 that are observable for the asset or liability, either directly or indirectly

Level 3: inputs for the asset or liability that are not based on observable market data (unobservable inputs)

Financial instruments are reclassified between the levels at the date of the event or change in circumstances that caused the transfer.

Note that financial instruments where the carrying amount is a reasonable approximation of fair value (e.g., bank deposits, tax receivables, trade and other receivables, trade and other payables) are not included in the fair value hierarchy. For the Group's bank loans/facilities, the fair value is assessed equal to the carrying amount.

2021 - USD million	Notes	Carrying amount			Fair value hierarchy			
		Financial assets designated at FVTOCI*	Financial liabilities at amortised cost	Total	Date of valuation	Level 1	Level 2	Level 3
Financial liabilities measured or disclosed at fair value								
Interest-bearing liabilities (non-current)	21	-	873.4		31 December 2021	824.2	-	95.0
Interest-bearing liabilities (current)	21	-	-		-	-	-	-

*Financial assets designated at FVTOCI with no recycling of cumulative gains and losses upon derecognition (equity instruments).

2020 - USD million	Notes	Carrying amount			Fair value hierarchy			
		Financial assets designated at FVTOCI*	Financial liabilities at amortised cost	Total	Date of valuation	Level 1	Level 2	Level 3
Financial liabilities measured or disclosed at fair value								
Interest-bearing liabilities (non-current)	21	-	934.2	934.2	31 December 2020	746.5	-	149.6
Interest-bearing liabilities (current)	21	-	2.0	2.0	31 December 2020	-	2.0	2.0

*Financial assets designated at FVTOCI with no recycling of cumulative gains and losses upon derecognition (equity instruments).

The Company's other receivables (USD 0.5 million) and cash and cash equivalents (USD 4.1 million) make up the Company's financial assets at amortised cost. The Company's trade and other payables (USD 0.2 million) make up the Company's other financial liabilities at amortised cost. The carrying amount of these items approximate their fair value.

28. Oil and Gas Licence Portfolio

At year-end 2021 DNO held interests in two licences in Kurdistan, both of which are PSCs. The Tawke licence contains the producing Tawke and Peshkibir fields. The Baeshiqa licence contains two large structures, Baeshiqa and Zartik, with multiple independent stacked target reservoirs, including in the Cretaceous, Jurassic and Triassic formations.

At year-end 2021, DNO also held 73 offshore licences in Norway, 11 offshore licences in the UK, two offshore licences in the Netherlands, one offshore licence in Ireland and one onshore licence in Yemen.

At year-end 2021 Foxtrot International held two licences offshore Côte d'Ivoire.

As is customary in the oil and gas industry, most of the Group's assets are held in partnership with other companies. Below is an overview of the Group's licences, which are held through several wholly-owned subsidiary companies.

Held through DNO as a subsidiary:

Region/licence	Participating interest at end 2021 (percent)	Participating interest at end 2020 (percent)	Operator	Partners
Kurdistan				
Tawke PSC	75.0	75.0	DNO Iraq AS	Genel Energy International Limited
Baeshiqa PSC	64.0	32.0	DNO Iraq AS	ExxonMobil Kurdistan Region of Iraq Limited, Turkish Energy Company Limited, Kurdistan Regional Government
Norway				
PL006 C	65.0	85.0	DNO Norge AS	Aker BP ASA
PL006 E	85.0	85.0	DNO Norge AS	Aker BP ASA
PL006 F	85.0	85.0	DNO Norge AS	Aker BP ASA
PL018 ES	45.0	100.0	A/S Norske Shell	DNO Norge AS, Spirit Energy Norway AS
PL019	20.0	20.0	Aker BP ASA	DNO Norge AS
PL019 E	20.0	20.0	Aker BP ASA	DNO Norge AS
PL019 F	45.0	45.0	Aker BP ASA	DNO Norge AS
PL036 D	28.9	28.9	Aker BP ASA	DNO Norge AS, PGNiG Upstream Norway AS
PL048 D	9.3	9.3	Equinor Energy AS	DNO Norge AS, Petrolia NOCO AS, Aker BP ASA
PL053 B	14.3	14.3	Wintershall Dea Norge AS	DNO Norge AS, Lime Petroleum AS, Vår Energi AS, Neptune Energy Norge AS
PL055	14.3	14.3	Wintershall Dea Norge AS	DNO Norge AS, Lime Petroleum AS, Vår Energi AS, Neptune Energy Norge AS
PL055 B	14.3	14.3	Wintershall Dea Norge AS	DNO Norge AS, Lime Petroleum AS, Vår Energi AS, Neptune Energy Norge AS
PL055 D	14.3	14.3	Wintershall Dea Norge AS	DNO Norge AS, Lime Petroleum AS, Vår Energi AS, Neptune Energy Norge AS
PL055 E	14.3	14.3	Wintershall Dea Norge AS	DNO Norge AS, Lime Petroleum AS, Vår Energi AS, Neptune Energy Norge AS
PL065	45.0	45.0	Aker BP ASA	DNO Norge AS
PL065 B	45.0	45.0	Aker BP ASA	DNO Norge AS
PL1006	30.0	30.0	Equinor Energy AS	DNO Norge AS
PL1007	40.0	40.0	DNO Norge AS	OMV (Norge) AS, Spirit Energy Norway AS, Equinor Energy AS
PL1021	-	50.0	Wintershall Dea Norge AS	DNO Norge AS
PL1022	-	30.0	Aker BP ASA	DNO Norge AS, Concedo ASA
PL1027	20.0	20.0	Lundin Norway AS	DNO Norge AS, Wintershall Dea Norge AS, INPEX Norge AS
PL1029	40.0	40.0	Lundin Norway AS	DNO Norge AS, Spirit Energy Norway AS
PL1036	60.0	60.0	DNO Norge AS	Source Energy AS
PL1048	50.0	50.0	Lundin Energy Norway AS	DNO Norge AS
PL1056	-	20.0	A/S Norske Shell	DNO Norge AS, Aker BP ASA, Petoro AS, Wintershall Dea Norge AS
PL1070	30.0	30.0	Total E&P Norge AS	DNO Norge AS, Vår Energi AS
PL1076	50.0	50.0	Equinor Energy AS	DNO Norge AS
PL1077	40.0	40.0	Equinor Energy AS	DNO Norge AS
PL1083	30.0	30.0	Lundin Energy Norway AS	DNO Norge AS, Petoro AS
PL1084	40.0	-	Lundin Energy Norway AS	DNO Norge AS
PL1085	25.0	-	Aker BP ASA	DNO Norge AS, Petoro AS
PL1086	50.0	-	DNO Norge AS	Source Energy AS, Petoro AS
PL1102	40.0	-	Lundin Norway AS	DNO Norge AS
PL1106	40.0	-	DNO Norge AS	Petoro AS, Petrolia NOCO AS, Lundin Energy Norway AS

28. Oil and Gas Licence Portfolio (continued)

PL1108	40.0	-	DNO Norge AS	Pandion Energy AS, OKEA ASA
PL1109	30.0	-	OMV Norge AS	DNO Norge AS, ONE-Dyas Norge AS
PL1112	20.0	-	D/a Norske Shell	DNO Norge AS, Neptune Energy Norge AS, Spirit Energy Norway AS
PL1120	40.0	-	DNO Norge AS	Equinor Energy AS, Vår Energi AS, Wintershall Dea Norge AS
PL1127	20.0	-	Equinor Energy AS	DNO Norge AS, TotalEnergies EP Norge AS
PL122	17.0	17.0	Vår Energi AS	DNO Norge AS, Equinor Energy AS, PGNiG Upstream Norway AS
PL122 B	17.0	17.0	Vår Energi AS	DNO Norge AS, Equinor Energy AS, PGNiG Upstream Norway AS
PL122 C	17.0	17.0	Vår Energi AS	DNO Norge AS, Equinor Energy AS, PGNiG Upstream Norway AS
PL122 D	17.0	17.0	Vår Energi AS	DNO Norge AS, Equinor Energy AS, PGNiG Upstream Norway AS
PL147	50.0	50.0	DNO Norge AS	Spirit Energy Norge AS
PL159 B	32.0	32.0	Equinor Energy AS	DNO Norge AS, PGNiG Upstream Norway AS
PL159 G	32.0	32.0	Equinor Energy AS	DNO Norge AS, PGNiG Upstream Norway AS
PL169 E	87.0	87.0	DNO Norge AS	Vår Energi AS
PL185	14.3	14.3	Wintershall Dea Norge AS	DNO Norge AS, Lime Petroleum, Vår Energi AS, Neptune Energy Norge AS
PL248 F	20.0	20.0	Wintershall Dea Norge AS	DNO Norge AS, Petoro AS
PL248 GS	20.0	20.0	Wintershall Dea Norge AS	DNO Norge AS, Petoro AS
PL248 HS	20.0	20.0	Wintershall Dea Norge AS	DNO Norge AS, Petoro AS
PL274	55.0	55.0	DNO Norge AS	CapeOmega AS
PL274 CS	-	55.0	DNO Norge AS	CapeOmega AS
PL293 B	29.0	29.0	Equinor Energy AS	DNO Norge AS, Idemitsu Petroleum Norge AS, Longboat Energy Norway AS
PL300	45.0	45.0	Aker BP ASA	DNO Norge AS
PL405	15.0	15.0	Spirit Energy Norway AS	DNO Norge AS, Aker BP ASA, Suncor Energy Norge AS
PL433	-	15.0	Spirit Energy Norway AS	DNO Norge AS, ONE-Dyas Norge AS, PGNiG Upstream Norway AS
PL586	7.5	7.5	Neptune Energy Norge AS	DNO Norge AS, Vår Energi AS, Suncor Energy Norge AS
PL644	20.0	20.0	OMV (Norge) AS	DNO Norge AS, Equinor Energy AS, Spirit Energy Norway AS
PL644 B	20.0	20.0	OMV (Norge) AS	DNO Norge AS, Equinor Energy AS, Spirit Energy Norway AS
PL644 C	20.0	20.0	OMV (Norge) AS	DNO Norge AS, Equinor Energy AS, Spirit Energy Norway AS
PL740	50.0	50.0	DNO Norge AS	Vår Energi AS
PL827 S	49.0	49.0	Equinor Energy AS	DNO Norge AS
PL836 S	30.0	30.0	Wintershall Dea Norge AS	DNO Norge AS, Spirit Energy Norway AS
PL836 SB	30.0	30.0	Wintershall Dea Norge AS	DNO Norge AS, Spirit Energy Norway AS
PL888	-	40.0	DNO Norge AS	Wellesley Petroleum AS, ConocoPhillips Skandinavia AS
PL902	-	10.0	Lundin Norway AS	DNO Norge AS, Petoro AS, Aker BP ASA
PL902 B	-	10.0	Lundin Norway AS	DNO Norge AS, Petoro AS, Aker BP ASA
PL906	30.0	20.0	Aker BP ASA	DNO Norge AS, Longboat Energy Norge AS
PL923	20.0	20.0	Equinor Energy AS	DNO Norge AS, Wellesley Petroleum AS, Petoro AS
PL924	15.0	15.0	Wellesley Petroleum AS	DNO Norge AS, Lundin Energy Norway AS, Equinor Energy AS
PL926	-	60.0	DNO Norge AS	Concedo ASA, Lundin Norway AS
PL929	10.0	10.0	Neptune Energy Norge AS	DNO Norge AS, Pandion Energy AS, Wintershall Dea Norge AS, Lundin Norway AS
PL943	30.0	30.0	Equinor Energy AS	DNO Norge AS, Sval Energi AS
PL967	60.0	60.0	DNO Norge AS	Equinor Energy AS
PL968	40.0	40.0	DNO Norge AS	Petoro AS, MOL Norge AS, Aker BP ASA
PL969	45.0	45.0	A/S Norske Shell	DNO Norge AS, Spirit Energy Norway AS
PL975	-	60.0	DNO Norge AS	Source Energy AS
PL983	20.0	20.0	Equinor Energy AS	DNO Norge AS, TotalEnergies EP Norge AS, Petoro AS
PL984	40.0	40.0	DNO Norge AS	Source Energy AS, Vår Energi AS
PL984 BS	40.0	40.0	DNO Norge AS	Source Energy AS, Vår Energi AS
PL986	20.0	20.0	Aker BP ASA	DNO Norge AS, Petoro AS

28. Oil and Gas Licence Portfolio (continued)

PL987	-	20.0	Suncor Energy Norge AS	DNO Norge AS, Lundin Norway AS, Vår Energi AS
PL987 B	-	20.0	Suncor Energy Norge AS	DNO Norge AS, Lundin Norway AS, Vår Energi AS
PL988	-	30.0	Lundin Norway AS	DNO Norge AS, Vår Energi AS
PL991	-	60.0	DNO Norge AS	Lundin Norway AS
PL994	30.0	30.0	Neptune Energy Norge AS	DNO Norge AS, Petrolia NOCO AS
PL995	-	-	DNO Norge AS	INEOS E&P Norge AS
United Kingdom				
P111	54.3	54.3	Repsol Sinopec Resources UK Ltd	DNO North Sea (U.K.) Ltd, DNO North Sea (ROGB) Ltd, Dana Petroleum (BVUK) Ltd
P219	18.2	18.2	Repsol Sinopec North Sea Ltd	DNO North Sea (ROGB) Ltd, Dana Petroleum (BVUK) Ltd, Waldorf Production UK Ltd
P2401	45.0	45.0	Shell U.K. Ltd	DNO North Sea (U.K.) Ltd, Spirit Energy Resources Ltd
P2472	70.0	70.0	DNO North Sea (U.K.) Ltd	One-Dyas E&P Ltd
P255	45.0	45.0	Shell U.K. Ltd	DNO North Sea (U.K.) Ltd, Spirit Energy Resources Ltd
P558	10.0	10.0	Britoil Ltd	DNO North Sea (U.K.) Ltd, Rockrose UKCS 10 Ltd
P803	10.0	10.0	BP Exploration Operating Company Ltd	DNO North Sea (U.K.) Ltd, Rockrose UKCS 10 Ltd
P2551	100.0	100.0	DNO North Sea (U.K.) Ltd	
P2533	50.0	50.0	Zennor Exploration Ltd	DNO North Sea (U.K.) Ltd
P2537	30.0	30.0	Chrysaor Production (U.K.) Limited	DNO North Sea (U.K.) Ltd
P2548	100.0	100.0	DNO North Sea (U.K.) Ltd	
P1763	-	12.5	Apac Beryl I Ltd	DNO North Sea (U.K.) Ltd, Azinor Catalyst Ltd, Nautical Petroleum Ltd
P2074	-	25.0	Chrysaor CNS Ltd	DNO Exploration UK Ltd, Chrysaor Ltd, Ineos UK SNS Ltd
P2312	-	15.0	Nautical Petroleum Ltd	DNO North Sea (U.K.) Ltd, Suncor Energy UK Ltd
P454	-	5.9	Neptune E&P UKCS Ltd	DNO North Sea (U.K.) Ltd, Ineos UK SNS Ltd, Premier Oil E&P UK Ltd
P611	-	5.9	Neptune E&P UKCS Ltd	DNO North Sea (U.K.) Ltd, Ineos UK SNS Ltd, Premier Oil E&P UK Ltd
Ireland				
FEL3/19	20.0	20.0	CNOOC Petroleum Europe Ltd	DNO North Sea (U.K.) Ltd
Netherlands				
D15	5.0	5.0	Neptune E&P UKCS Ltd	DNO North Sea (U.K.) Ltd, Ineos UK SNS Ltd, Premier Oil E&P UK Ltd
D18a	2.5	2.5	Neptune E&P UKCS Ltd	DNO North Sea (U.K.) Ltd, Ineos UK SNS Ltd, Premier Oil E&P UK Ltd
Yemen				
Block 47	64.0	64.0	DNO Yemen AS	The Yemen Company, Geopetrol Hadramaut Incorporated

Held through equity-accounted investment Mondoil Côte d'Ivoire as a Joint Venture:

Region/licence	Participating interest at end 2021 (percent)	Participating interest at end 2020 (percent)	Operator	Partners
Côte d'Ivoire				
Block CI-27	27.27	27.27	Foxtrot International LDC	SECI SA, Petroci*
Block CI-12	24.00	24.00	Foxtrot International LDC	SECI SA, Petroci

*Société Nationale d'Opérations Pétrolières de la Côte d'Ivoire

29. Events After the Reporting Period

The following events occurred in early 2022:

DNO Received 10 Awards in Norway's APA Licensing Round

On 18 January 2022, DNO announced that its wholly-owned subsidiary, DNO Norge AS, had been awarded participation in 10 exploration licences, of which three are operatorships, under Norway's Awards in Predefined Areas ("APA") 2021 licensing round. Of the 10 new licences, six are in the North Sea and four in the Norwegian Sea.

DNO Received Payments from Kurdistan

Since year-end 2021, DNO received USD 153.3 million net to DNO from the KRG for the months October and November 2021 towards the respective month's entitlement share of oil deliveries to the export market from the Tawke licence, override payments equivalent to three percent of the gross Tawke licence revenues under the August 2017 receivables settlement agreement and arrears relating to withheld payment of 2019 and 2020 entitlement and override invoices.

Federal Supreme Court of Iraq Ruling

The Company notes from public reports that on 15 February 2022, the Federal Supreme Court of Iraq ruled amongst other things that the Kurdistan Oil and Gas Law No. 27/2007 is unconstitutional, that the KRG is to hand over all oil production from areas located in the Kurdistan region of Iraq to the FGI and that the FGI has the right to pursue the nullity of the oil contracts concluded by the KRG. DNO was not a party to the legal proceedings, and it is unclear how the KRG and the FGI will follow up on the ruling. At present, normal operations are maintained at the Tawke and Baeshiqa licences.

The Company continues to monitor the situation. Any future impacts of this ruling and subsequent actions by the FGI and the KRG cannot currently be estimated but may impact the operations and financial performance of the Group.

DNO Board of Directors Approve Dividend Payment

On 9 March 2022, DNO announced that pursuant to the authorisation granted at the 2021 annual general meeting of its shareholders, the DNO Board of Directors has decided to distribute a dividend payment of NOK 0.20 per share to be made on or about 21 March 2022 to all shareholders of record as of 15 March 2022. The Company's share of the dividend payment was USD 9,877,192 million.

Potential Implications of the Russia-Ukraine Conflict

The Company notes the implications for commodity prices and potential interruptions of supply chains and third-party services from the ongoing Russia-Ukraine armed conflict. The Company, DNO and Foxtrot International are monitoring international sanctions and trade control legislation in order to mitigate the potential impact on operations. A 4 kilometre section of the Kurdistan Export Pipeline, the operator of which is 60 percent owned by Rosneft, is used to transport DNO's Kurdistan crude oil to the Iraq/Turkey border for export. DNO is monitoring the evolving sanctions on Russian companies following the conflict with Ukraine to ascertain whether alternative transport arrangements should be put in place.

We're not just hands on.
We're hands in.