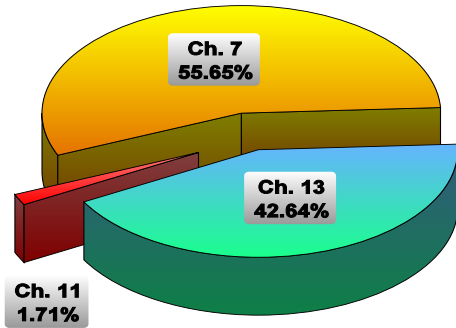


U.S. Bankruptcy Court

Eastern District of Missouri

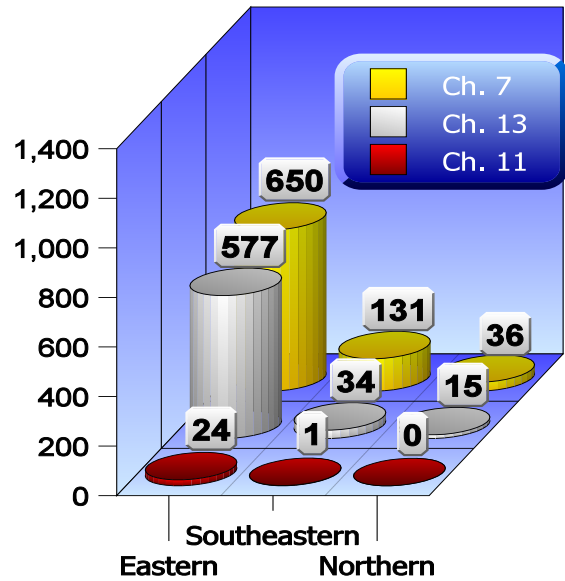
Dana C. McWay, Clerk of Court
July through September 2024, Quarterly Case Processing Statistics



The new cases consisted of 817 Chapter 7 filings, 25 Chapter 11 filings and 626 cases filed under Chapter 13. There were no new cases filed under Chapters 9, 12 and 15. The chart above indicates the percentage of new cases filed under each chapter. Additionally, there were 12 new Adversary Proceedings, 394 motions to lift the automatic stay, and 21 motions to avoid liens. The chart to the right indicates the number of new cases filed during the third quarter in each division, broken down by chapter.

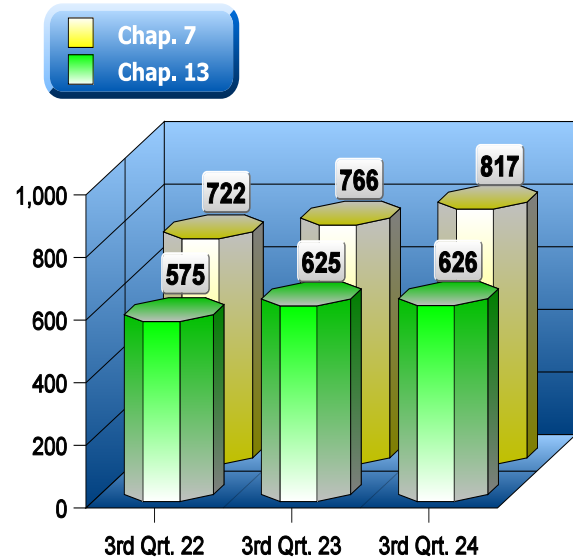
New Cases

During the third quarter of the calendar year 2024, the Court opened a total of 1,468 new cases. There were 1,251 cases filed in the Eastern division, 166 cases in the Southeastern division and 51 cases filed in the Northern division. The court reopened 28 additional cases.



Chapter 7 and Chapter 13 Filings

During the third quarter, 2024, there were 817 Chapter 7 petitions and 626 Chapter 13 petitions filed with the Court. These figures constitute 55.65% and 42.64%, respectively, of the total number of new cases filed this quarter. For comparison purposes, in the third quarter of 2023, the Court received 766 new Chapter 7 petitions (55.03%) and 625 new Chapter 13 petitions (44.90%). The chart to the right indicates the filing figures for Chapter 7 and Chapter 13 cases for the third quarter of 2024 and the past two calendar years.



Case Closings

The Court closed 1,528 cases during the third quarter, 2024. Case terminations by division included 1,268 for the Eastern division, 209 for the Southeastern division, and 51 cases for the Northern division. The number of cases closed this quarter is more than the number closed during the second quarter of 2024, when the Court closed 1,425 cases. The Court also closed 17 adversary proceedings during the third quarter, 2024.

Pending Caseload

The pending caseload at the end of the third quarter, 2024, was 7,764 cases, a decrease of 32 cases from the second quarter, 2024. These 32 cases reflect a 0.41% decrease in the pending caseload from last quarter when there were 7,796 cases pending. The chart below depicts the change in pending caseload over the previous four quarters. During that time, the number of pending cases decreased by 1.07% (84 cases), or an average of 21 cases each quarter. The number of adversary proceedings pending decreased by 5 cases in the third quarter, 2024, leaving 32 cases pending.

