

2024 New Case Filings by Judge & Chapter

	Chief Judge Clair							Judge Surratt-States							Judge Walsh							GRAND TOTAL
	Ch. 7	Ch. 9	Ch. 11	Ch. 12	Ch. 13	Ch. 15	TOTAL	Ch. 7	Ch. 9	Ch. 11	Ch. 12	Ch. 13	Ch. 15	TOTAL	Ch. 7	Ch. 9	Ch. 11	Ch. 12	Ch. 13	Ch. 15	TOTAL	
JAN	34	0	1	0	92	0	127	38	0	1	0	92	0	131	142	0	0	0	3	0	145	403
FEB	44	0	0	0	77	0	121	51	0	0	0	79	0	130	154	0	1	0	9	0	164	415
MAR	60	0	1	0	89	0	150	72	0	0	0	85	0	157	238	0	0	0	10	0	248	555
APR	45	0	0	0	103	0	148	59	0	1	0	89	0	149	211	0	0	0	6	0	217	514
MAY	42	0	0	0	82	0	124	51	0	1	0	88	0	140	166	0	3	0	6	0	175	439
JUN	46	0	1	0	71	0	118	47	0	0	0	73	0	120	177	0	3	0	8	0	188	426
JUL	38	0	0	0	97	0	135	58	0	21	0	104	0	183	180	0	1	0	12	0	193	511
AUG	47	0	0	0	117	0	164	56	0	1	0	100	0	157	167	0	0	0	11	0	178	499
SEP	42	0	1	0	81	0	124	53	0	0	0	93	0	146	176	0	1	0	11	0	188	458
OCT							0							0							0	0
NOV							0							0							0	0
DEC							0							0							0	0
TOTALS	398	0	4	0	809	0	1,211	485	0	25	0	803	0	1,313	1,611	0	9	0	76	0	1,696	4,220

2024 New Case Filings by Division & Chapter

	Eastern							Southeastern							Northern							GRAND TOTAL
	Ch. 7	Ch. 9	Ch.11	Ch.12	Ch.13	Ch.15	TOTAL	Ch. 7	Ch. 9	Ch.11	Ch.12	Ch.13	Ch.15	TOTAL	Ch. 7	Ch. 9	Ch.11	Ch.12	Ch.13	Ch.15	TOTAL	
JAN	180	0	1	0	179	0	360	28	0	0	0	3	0	31	6	0	1	0	5	0	12	403
FEB	190	0	0	0	150	0	340	50	0	1	0	9	0	60	9	0	0	0	6	0	15	415
MAR	288	0	1	0	171	0	460	66	0	0	0	10	0	76	16	0	0	0	3	0	19	555
APR	240	0	0	0	188	0	428	61	0	0	0	6	0	67	14	0	1	0	4	0	19	514
MAY	201	0	2	0	167	0	370	48	0	2	0	6	0	56	10	0	0	0	3	0	13	439
JUN	211	0	1	0	142	0	354	53	0	3	0	8	0	64	6	0	0	0	2	0	8	426
JUL	218	0	21	0	197	0	436	44	0	1	0	12	0	57	14	0	0	0	4	0	18	511
AUG	211	0	1	0	214	0	426	47	0	0	0	11	0	58	12	0	0	0	3	0	15	499
SEP	221	0	2	0	166	0	389	40	0	0	0	11	0	51	10	0	0	0	8	0	18	458
OCT							0							0							0	0
NOV							0							0							0	0
DEC							0							0							0	0
TOTALS	1,960	0	29	0	1,574	0	3,563	437	0	7	0	76	0	520	97	0	2	0	38	0	137	4,220

Chapter 7 and Chapter 13 Filings

	2022			2023			2024		
	Ch. 7	Ch. 13	All Chapters*	Ch. 7	Ch. 13	All Chapters*	Ch. 7	Ch. 13	All Chapters*
JAN	179	140	319	201	191	392	214	187	403
FEB	169	120	289	222	183	406	249	165	415
MAR	300	177	477	324	225	550	370	184	555
APR	285	182	469	255	188	443	315	198	514
MAY	224	175	400	265	191	458	259	176	439
JUN	207	202	409	259	224	486	270	152	426
JUL	213	197	411	216	184	401	276	213	511
AUG	251	202	453	282	241	523	270	228	499
SEP	258	176	434	268	200	468	271	185	458
OCT	217	181	398	269	238	514			
NOV	228	176	405	228	197	425			
DEC	203	156	363	189	175	364			
TOTALS	2,734	2,084	4,827	2,978	2,437	5,430	2,494	1,688	4,220

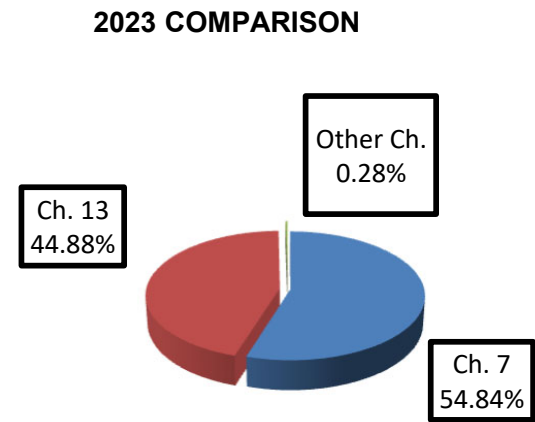
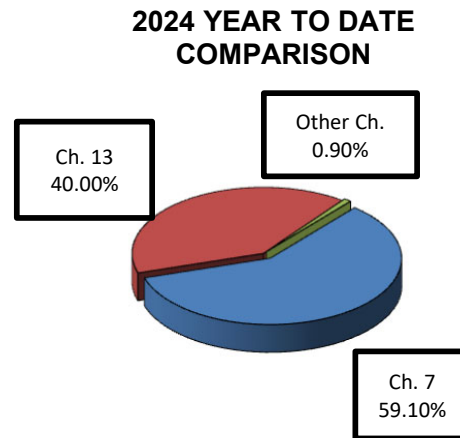
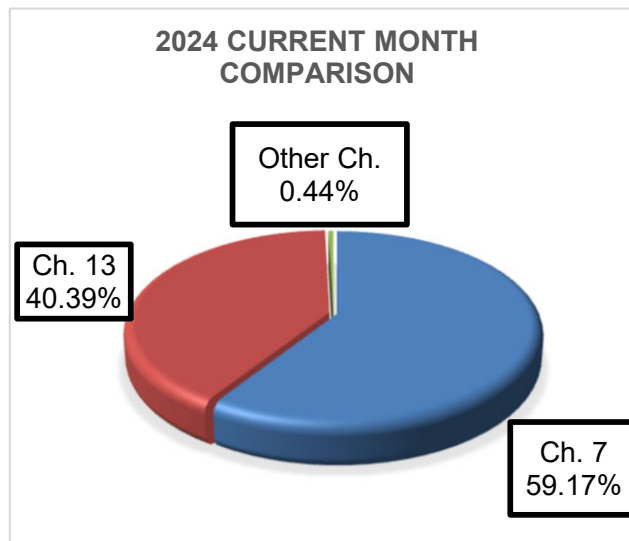
[*Note: "All Chapters" figures do **not** include reopened cases.]

Current Monthly Percentages

	2022	2023	2024
Ch. 7	59.45%	57.26%	59.17%
Ch. 13	40.55%	42.74%	40.39%
Other Ch.	0.00%	0.00%	0.44%

Yearly Percentages

	2022	2023	2024
Ch. 7	56.64%	54.84%	59.10%
Ch. 13	43.17%	44.88%	40.00%
Other Ch.	0.19%	0.28%	0.90%



Comparison of Monthly Filings Since 2015

YEAR	2015	2016	2017	2018	2019	2020	2021	2022	2023	2024	Change (Num Pct)	
January	693	704	700	645	669	667	454	319	392	403	11	2.81%
February	824	816	754	704	696	672	354	289	406	415	9	2.22%
March	1,177	1,070	1,104	1,062	955	913	592	477	550	555	5	0.91%
April	1,093	1,126	1,003	978	909	566	592	469	443	514	71	16.03%
May	890	865	940	859	877	588	469	400	458	439	-19	-4.15%
June	898	901	841	762	679	617	455	409	486	426	-60	-12.35%
July	964	781	821	757	826	582	444	411	401	511	110	27.43%
August	963	1,031	900	931	843	522	471	453	523	499	-24	-4.59%
September	951	932	844	726	743	492	446	434	468	458	-10	-2.14%
October	1,003	878	925	832	877	536	438	398	514			
November	835	832	761	716	665	479	421	405	425			
December	640	683	689	602	626	436	413	363	364			
TOTALS	10,931	10,619	10,282	9,574	9,365	7,070	5,549	4,827	5,430	4,220	93	2.25%

