



FISCAL YEAR 2024-2025 PROPOSED TENTATIVE BUDGET

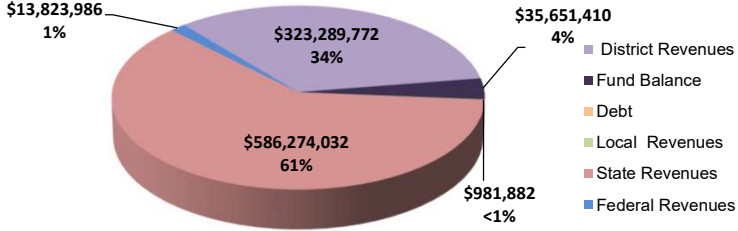
Programmatic Line Item Report

September 12, 2024

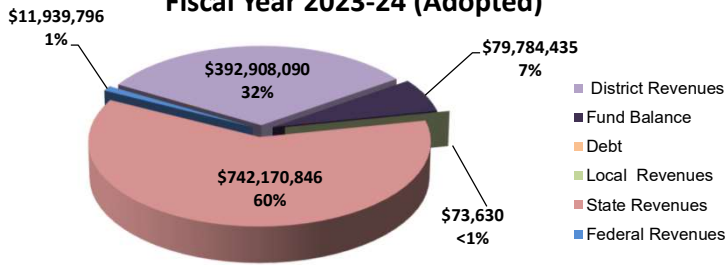
Pursuant to Section 373.536, Florida Statutes

SOUTH FLORIDA WATER MANAGEMENT DISTRICT
TENTATIVE BUDGET - Fiscal Year 2024-25
REVENUES BY SOURCE

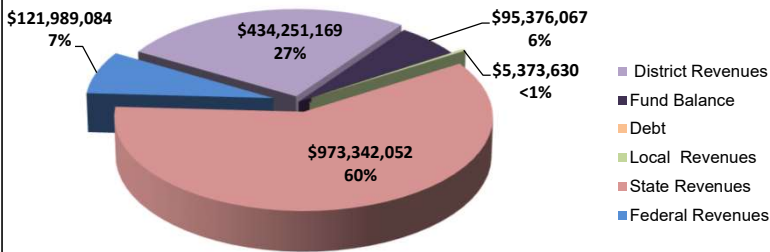
Fiscal Year 2022-23 (Actual - Audited)



Fiscal Year 2023-24 (Adopted)

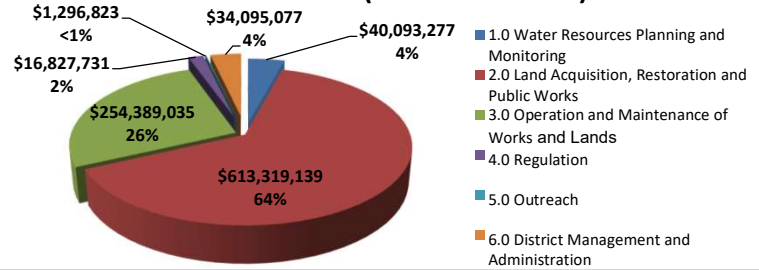


Fiscal Year 2024-25 (Tentative Budget)

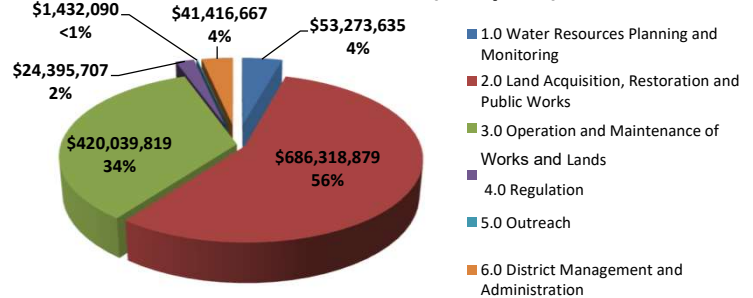


SOUTH FLORIDA WATER MANAGEMENT DISTRICT
TENTATIVE BUDGET - Fiscal Year 2024-25
EXPENDITURES BY PROGRAM

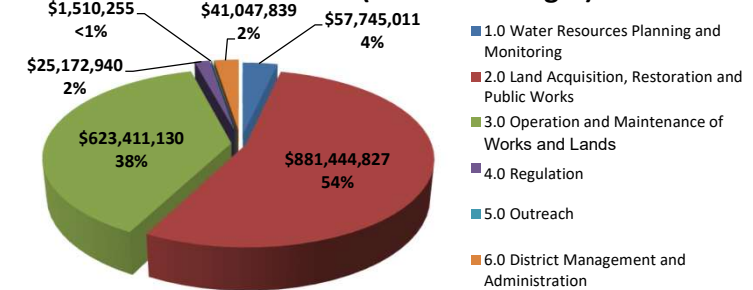
Fiscal Year 2022-23 (Actual - Audited)



Fiscal Year 2023-24 (Adopted)



Fiscal Year 2024-25 (Tentative Budget)



SOUTH FLORIDA WATER MANAGEMENT DISTRICT

PROGRAM BY EXPENDITURE CATEGORY

Fiscal Years 2020-21, 2021-22, 2022-23, 2023-24 and 2024-25

TENTATIVE BUDGET - Fiscal Year 2024-25

ALL PROGRAMS

	Fiscal Year 2020-21 (Actual - Audited)	Fiscal Year 2021-22 (Actual - Audited)	Fiscal Year 2022-23 (Actual - Audited)	Fiscal Year 2023-24 (Adopted)	Fiscal Year 2024-25 (Tentative Budget)	Difference in \$ (Tentative -- Adopted)	% of Change (Tentative -- Adopted)
1.0 Water Resources Planning and Monitoring	\$ 38,350,185	\$ 40,319,876	\$ 40,093,277	\$ 53,273,635	\$ 57,745,011	\$ 4,471,376	8.4%
2.0 Land Acquisition, Restoration and Public Works	\$ 464,360,269	\$ 594,914,053	\$ 613,319,139	\$ 686,318,879	\$ 881,444,827	\$ 195,125,948	28.4%
3.0 Operation and Maintenance of Works and Lands	\$ 226,105,035	\$ 226,324,422	\$ 254,389,035	\$ 420,039,819	\$ 623,411,130	\$ 203,371,311	48.4%
4.0 Regulation	\$ 15,663,592	\$ 16,290,524	\$ 16,827,731	\$ 24,395,707	\$ 25,172,940	\$ 777,233	3.2%
5.0 Outreach	\$ 1,190,843	\$ 1,262,774	\$ 1,296,823	\$ 1,432,090	\$ 1,510,255	\$ 78,165	5.5%
6.0 District Management and Administration	\$ 30,659,767	\$ 32,912,938	\$ 34,095,077	\$ 41,416,667	\$ 41,047,839	\$ (368,828)	-0.9%
TOTAL	\$ 776,329,691	\$ 912,024,587	\$ 960,021,082	\$ 1,226,876,797	\$ 1,630,332,002	\$ 403,455,205	32.9%

	Fiscal Year 2020-21 (Actual - Audited)	Fiscal Year 2021-22 (Actual - Audited)	Fiscal Year 2022-23 (Actual - Audited)	Fiscal Year 2023-24 (Adopted)	Fiscal Year 2024-25 (Tentative Budget)	Difference in \$ (Tentative -- Adopted)	% of Change (Tentative -- Adopted)
Salaries and Benefits	\$ 145,086,272	\$ 147,549,946	\$ 159,005,962	\$ 177,740,293	\$ 191,369,963	\$ 13,629,670	7.7%
Other Personal Services	\$ 155,136	\$ 265,775	\$ 137,710	\$ 186,653	\$ 239,128	\$ 52,475	28.1%
Contracted Services	\$ 63,469,189	\$ 62,504,835	\$ 66,809,008	\$ 112,886,586	\$ 99,701,234	\$ (13,185,352)	-11.7%
Operating Expenses	\$ 101,249,754	\$ 105,631,613	\$ 129,674,828	\$ 165,957,665	\$ 206,300,180	\$ 40,342,515	24.3%
Operating Capital Outlay	\$ 31,683,629	\$ 46,070,339	\$ 59,991,733	\$ 47,862,717	\$ 79,004,633	\$ 31,141,916	65.1%
Fixed Capital Outlay	\$ 388,514,967	\$ 500,753,586	\$ 493,063,958	\$ 603,820,415	\$ 912,103,320	\$ 308,282,905	51.1%
Interagency Expenditures (Cooperative Funding)	\$ 15,816,494	\$ 15,952,734	\$ 19,513,208	\$ 29,146,821	\$ 52,363,147	\$ 23,216,326	79.7%
Debt	\$ 30,354,250	\$ 33,295,759	\$ 31,824,674	\$ 30,295,125	\$ 30,269,875	\$ (25,250)	-0.1%
Reserves - Emergency Response	\$ -	\$ -	\$ -	\$ 58,980,522	\$ 58,980,522	\$ -	0.0%
TOTAL	\$ 776,329,691	\$ 912,024,587	\$ 960,021,082	\$ 1,226,876,797	\$ 1,630,332,002	\$ 403,455,205	32.9%

SOURCE OF FUNDS

Fiscal Year 2024-25

	District Revenues	Fund Balance	Debt	Local Revenues	State Revenues	Federal Revenues	TOTAL
Salaries and Benefits	\$ 187,975,442	\$ 673,751	\$ -	\$ -	\$ 32,269	\$ 2,688,501	\$ 191,369,963
Other Personal Services	\$ 239,128	\$ -	\$ -	\$ -	\$ -	\$ -	\$ 239,128
Contracted Services	\$ 28,497,034	\$ 1,133,697	\$ -	\$ 5,050,000	\$ 61,163,914	\$ 3,856,589	\$ 99,701,234
Operating Expenses	\$ 111,142,921	\$ 21,677,903	\$ -	\$ 23,630	\$ 62,591,221	\$ 10,864,505	\$ 206,300,180
Operating Capital Outlay	\$ 4,028,414	\$ 3,182,203	\$ -	\$ -	\$ 71,790,016	\$ 4,000	\$ 79,004,633
Fixed Capital Outlay	\$ 96,602,619	\$ 9,727,991	\$ -	\$ -	\$ 701,678,580	\$ 104,094,130	\$ 912,103,320
Interagency Expenditures (Cooperative Funding)	\$ 5,765,611	\$ -	\$ -	\$ 300,000	\$ 45,816,177	\$ 481,359	\$ 52,363,147
Debt	\$ -	\$ -	\$ -	\$ -	\$ 30,269,875	\$ -	\$ 30,269,875
Reserves - Emergency Response	\$ -	\$ 58,980,522	\$ -	\$ -	\$ -	\$ -	\$ 58,980,522
TOTAL	\$ 434,251,169	\$ 95,376,067	\$ -	\$ 5,373,630	\$ 973,342,052	\$ 121,989,084	\$ 1,630,332,002

RATE, OPERATING AND NON-OPERATING

Fiscal Year 2024-25

	Workforce	Rate (Salary without benefits)	Operating (Recurring - all revenues)	Non-operating (Non-recurring - all revenues)	TOTAL
Salaries and Benefits	1,547	\$ 125,729,282	\$ 191,369,963	\$ -	\$ 191,369,963
Other Personal Services	3	\$ 186,653	\$ 239,128	\$ -	\$ 239,128
Contracted Services	-	\$ -	\$ 84,495,711	\$ 15,205,523	\$ 99,701,234
Operating Expenses			\$ 142,910,772	\$ 63,389,408	\$ 206,300,180
Operating Capital Outlay			\$ 40,622,430	\$ 38,382,203	\$ 79,004,633
Fixed Capital Outlay			\$ 897,514,547	\$ 14,588,773	\$ 912,103,320
Interagency Expenditures (Cooperative Funding)			\$ 28,326,674	\$ 24,036,473	\$ 52,363,147
Debt			\$ 30,269,875	\$ -	\$ 30,269,875
Reserves - Emergency Response			\$ -	\$ 58,980,522	\$ 58,980,522
TOTAL			\$ 1,415,749,100	\$ 214,582,902	\$ 1,630,332,002

WORKFORCE

Fiscal Years 2020-21, 2021-22, 2022-23, 2023-24 and 2024-25

WORKFORCE CATEGORY	Fiscal Year					Adopted to Tentative 2023-24 to 2024-25	
	2020-21	2021-22	2022-23	2023-24	2024-25	Difference	% Change
Authorized Positions	1475	1475	1475	1511	1547	36	2.4%
Contingent Worker	0	0	0	0	0	-	-
Other Personal Services	3	3	3	3	3	-	0.00%
Intern	0	0	0	0	0	-	-
Volunteer	0	0	0	0	0	-	-
TOTAL WORKFORCE	1478	1478	1478	1514	1550	36	2.38%

SOUTH FLORIDA WATER MANAGEMENT DISTRICT
SOURCE OF FUNDS COMPARISON FOR THREE FISCAL YEARS
 Fiscal Years 2022-23 (Actual - Audited) 2023-24 (Adopted) 2024-25 (Tentative)
 TENTATIVE BUDGET - Fiscal Year 2024-25

SOURCE OF FUNDS	Fiscal Year 2022-23 (Actual - Audited)	Fiscal Year 2023-24 (Adopted)	Fiscal Year 2024-25 (Tentative Budget)	Difference in \$ (Tentative -- Adopted)	% of Change (Tentative -- Adopted)
District Revenues	323,289,772	392,908,090	434,251,169	41,343,079	10.5%
Fund Balance	35,651,410	79,784,435	95,376,067	15,591,632	19.5%
Debt - Certificate of Participation (COPS)	-	-	-	-	-
Local Revenues	981,882	73,630	5,373,630	5,300,000	7198.2%
State General Revenues	54,789,670	42,402,828	247,295,787	204,892,959	483.2%
Land Acquisition Trust Fund	520,389,544	620,359,476	633,487,539	13,128,063	2.1%
FDEP/EPC Gardiner Trust Fund	-	-	-	-	-
P2000 Revenue	-	-	-	-	-
FDOT/Mitigation	-	-	-	-	-
Water Management Lands Trust Fund	648,931	-	-	-	-
Water Protection & Sustainability Trust Fund	-	-	-	-	-
Florida Forever	-	-	-	-	-
Save Our Everglades Trust Fund	3,035,464	93,408	-	(93,408)	-100.0%
Alligator Alley Tolls	-	-	-	-	-
Other State Revenue	7,410,423	79,315,134	92,558,726	13,243,592	16.7%
Federal Revenues	13,823,986	11,839,796	121,989,084	110,149,288	930.3%
Federal through State (FDEP)	-	100,000	-	(100,000)	-100.0%
SOURCE OF FUND TOTAL	960,021,082	1,226,876,797	1,630,332,002	403,455,205	32.9%

District Revenues include:

Ad Valorem	295,886,327	330,554,547	365,765,480	35,210,933
Ag Privilege Tax	10,820,564	10,770,511	10,722,932	(47,579)
Permit & License Fees	5,590,520	3,589,000	3,714,000	125,000
PBA C-51 Operations	-	-	500,000	500,000
Lease/Land Management Revenue	6,187,363	5,146,718	6,329,882	1,183,164
Investment Earnings (Loss) - Include Interest	(653,795)	3,761,332	6,256,106	2,494,774
Self Insurance	-	3,184,912	3,677,555	492,643
Health Insurance	-	33,390,370	36,430,604	3,040,234
Sale of Assets	645,007	320,000	320,000	-
Sale of Surplus Lands	1,373,963	-	-	-
Penalties & Fines	559,660	209,700	209,700	-
Other Revenues	938,352	1,981,000	324,910	(1,656,090)
Mitigation Revenues	1,941,811	-	-	-

REVENUES BY SOURCE	Fiscal Year 2022-23 (Actual - Audited)	Fiscal Year 2023-24 (Adopted)	Fiscal Year 2024-25 (Tentative Budget)	Difference in \$ (Tentative -- Adopted)	% of Change (Tentative -- Adopted)
District Revenues	\$323,289,772	\$392,908,090	\$434,251,169	\$41,343,079	10.5%
Fund Balance	\$35,651,410	\$79,784,435	\$95,376,067	\$15,591,632	19.5%
Debt	\$0	\$0	\$0	\$0	-
Local Revenues	\$981,882	\$73,630	\$5,373,630	\$5,300,000	7198.2%
State Revenues	\$586,274,032	\$742,170,846	\$973,342,052	\$231,171,206	31.1%
Federal Revenues	\$13,823,986	\$11,939,796	\$121,989,084	\$110,049,288	921.7%
TOTAL	\$960,021,082	\$1,226,876,797	\$1,630,332,002	\$403,455,205	32.9%

**SOUTH FLORIDA WATER MANAGEMENT DISTRICT
THREE-YEAR EXPENDITURE SUMMARY BY PROGRAM**

Fiscal Years 2022-23 (Actual - Audited) 2023-24 (Adopted) 2024-25 (Tentative)

TENTATIVE BUDGET - Fiscal Year 2024-25

PROGRAMS, ACTIVITIES AND SUB-ACTIVITIES	Fiscal Year 2022-23 (Actual - Audited)	Fiscal Year 2023-24 (Adopted)	Fiscal Year 2024-25 (Tentative Budget)	Difference in \$ (Tentative -- Adopted)	% of Change (Tentative -- Adopted)
1.0 Water Resources Planning and Monitoring	\$40,093,277	\$53,273,635	\$57,745,011	\$4,471,376	8.4%
1.1 - District Water Management Planning	8,853,327	16,804,397	16,317,628	-486,769	-2.9%
1.1.1 Water Supply Planning	2,663,449	14,083,887	13,876,614	-207,273	-1.5%
1.1.2 Minimum Flows and Levels	36,595	170,445	0	-170,445	-100.0%
1.1.3 Other Water Resources Planning	6,153,284	2,550,065	2,441,014	-109,051	-4.3%
1.2 - Research, Data Collection, Analysis and Monitoring	28,179,862	32,968,629	37,032,450	4,063,821	12.3%
1.3 - Technical Assistance	187,687	207,882	201,081	-6,801	-3.3%
1.4 - Other Water Resources Planning and Monitoring Activities	0	0	0	0	
1.5 - Technology and Information Services	2,872,401	3,292,727	4,193,852	901,125	27.4%
2.0 Land Acquisition, Restoration and Public Works	\$613,319,139	\$686,318,879	\$881,444,827	\$195,125,948	28.4%
2.1 - Land Acquisition	0	0	0	0	
2.2 - Water Source Development	6,515,963	22,385,612	22,397,479	11,867	0.1%
2.2.1 Water Resource Development Projects	424,458	264,209	275,236	11,027	4.2%
2.2.2 Water Supply Development Assistance	6,091,505	22,121,403	22,122,243	840	0.0%
2.2.3 Other Water Source Development Activities	0	0	0	0	
2.3 - Surface Water Projects	603,389,098	660,875,751	856,285,295	195,409,544	29.6%
2.4 - Other Cooperative Projects	741,030	396,726	396,523	-203	-0.1%
2.5 - Facilities Construction and Major Renovations	0	0	0	0	
2.6 - Other Acquisition and Restoration Activities	0	0	0	0	
2.7 - Technology and Information Services	2,673,047	2,660,790	2,365,530	-295,260	-11.1%
3.0 Operation and Maintenance of Works and Lands	\$254,389,035	\$420,039,819	\$623,411,130	\$203,371,311	48.4%
3.1 - Land Management	27,960,871	21,302,038	22,075,726	773,688	3.6%
3.2 - Works	164,522,375	310,853,625	514,437,950	203,584,325	65.5%
3.3 - Facilities	5,178,184	6,997,071	5,030,338	-1,966,733	-28.1%
3.4 - Invasive Plant Control	31,830,970	45,661,514	49,741,605	4,080,091	8.9%
3.5 - Other Operation and Maintenance Activities	6,073,388	7,056,822	8,897,242	1,840,420	26.1%
3.6 - Fleet Services	9,071,549	8,470,494	8,699,833	229,339	2.7%
3.7 - Technology and Information Services	9,751,698	19,698,255	14,528,436	-5,169,819	-26.2%
4.0 Regulation	\$16,827,731	\$24,395,707	\$25,172,940	\$777,233	3.2%
4.1 - Consumptive Use Permitting	3,973,682	5,947,735	5,623,579	-324,156	-5.5%
4.2 - Water Well Construction Permitting and Contractor Licensin	0	0	0	0	
4.3 - Environmental Resource and Surface Water Permitting	9,536,629	9,985,933	10,431,588	445,655	4.5%
4.4 - Other Regulatory and Enforcement Activities	620,522	5,227,331	5,053,527	-173,804	-3.3%
4.5 - Technology and Information Services	2,696,897	3,234,708	4,064,246	829,538	25.6%
5.0 Outreach	\$1,296,823	\$1,432,090	\$1,510,255	\$78,165	5.5%
5.1 - Water Resource Education	0	0	0	0	
5.2 - Public Information	1,266,725	1,400,590	1,478,755	78,165	5.6%
5.3 - Public Relations	0	0	0	0	
5.4 - Cabinet & Legislative Affairs	30,099	31,500	31,500	0	0.0%
5.5 - Other Outreach Activities	0	0	0	0	
5.6 - Technology and Information Services	0	0	0	0	
<i>SUBTOTAL - Major Programs (excluding Management and Administration)</i>	<i>\$925,926,005</i>	<i>\$1,185,460,130</i>	<i>\$1,589,284,163</i>	<i>\$403,824,033</i>	<i>34.1%</i>
6.0 District Management and Administration	\$34,095,077	\$41,416,667	\$41,047,839	-\$368,828	-0.9%
6.1 - Administrative and Operations Support	28,153,150	34,644,607	34,275,779	-368,828	-1.1%
6.1.1 - Executive Direction	913,676	1,025,426	949,345	-76,081	-7.4%
6.1.2 - General Counsel / Legal	2,964,148	3,208,738	3,278,748	70,010	2.2%
6.1.3 - Inspector General	723,250	891,367	875,986	-15,381	-1.7%
6.1.4 - Administrative Support	5,588,039	14,931,431	12,889,654	-2,041,777	-13.7%
6.1.5 - Fleet Services	0	0	0	0	
6.1.6 - Procurement / Contract Administration	2,169,031	2,462,708	2,582,357	119,649	4.9%
6.1.7 - Human Resources	1,492,073	1,836,691	2,257,939	421,248	22.9%
6.1.8 - Communications	579,713	437,740	494,270	56,530	12.9%
6.1.9 - Technology and Information Services	13,723,221	9,850,506	10,947,480	1,096,974	11.1%
6.2 - Computer/Computer Support	4,252	0	0	0	
6.3 - Reserves	0	0	0	0	
6.4 - Other - (Tax Collector / Property Appraiser Fees)	5,937,675	6,772,060	6,772,060	0	0.0%
TOTAL	\$960,021,082	\$1,226,876,797	\$1,630,332,002	\$403,455,205	32.9%

1.0 Water Resources Planning and Monitoring

The Fiscal Year 2024-25 Tentative Budget is \$57.7 million, an 8.4 percent (\$4.5 million) increase from the Fiscal Year 2023-24 Adopted Budget of \$53.3 million. The increase in Other Personal Services of 42.6 percent (\$52,475) is for Hydrologic Data Processing. The decrease in Contracted Services of 22.6 percent (\$1.7 million) is due to decreases in Big Cypress Basin, Water Quality and Northern Everglades monitoring. The increase in Operating Expenses of 11.7 percent (\$1.8 million) is due to increases in IT Software maintenance, Lab equipment maintenance, Lab sampling filters, and insurance. The increase in Operating Capital Outlay of 163.9 percent (\$266,117) is due to increases in Lake Okeechobee monitoring equipment, science lab equipment and Stormwater Treatment Areas streamgauging equipment. The increase in Interagency Expenditures of 56.2 percent (\$1.9 million) is primarily due to the Lake Okeechobee SB1638 Study, USGS and Groundwater Exchange Monitoring & Modeling agreements. Salaries and Benefits also increased 8.3 percent (\$2.2 million) due primarily to reallocation of staff from completed Restoration Strategies Projects in the Land Acquisition, Restoration and Public Works Program, to Research & Evaluation in this program. Increases in the District's contribution to FRS and employer's share of FICA taxes.

2.0 Land Acquisition, Restoration and Public Works

The Fiscal Year 2024-25 Tentative Budget is \$881.4 million, which is \$195.1 million, or a 28.4 percent increase from the Fiscal Year 2023-24 Adopted Budget of \$686.3 million. The increase in Operating Expenses of 40 percent (\$3.9 million), Operating Capital Outlay of 87.9 percent (\$26.5 million), Fixed Capital Outlay of 29.5 percent (\$151.7 million), and Interagency Expenditures of 78.5 percent (\$19.8 million), which are offset by decreases in Contractual Services of -12.3 percent (\$6.8 million), are due primarily to the continued planning, design, engineering, and construction of CERP/CEPP, STA Capital Construction, NEEPP, and Alternative Water Supply projects, as well as New Works, including operations and maintenance and monitoring during the operational testing and monitoring phase for CERP Projects and post-construction monitoring of NEEPP projects coming online. Increases in Salaries and Benefits of 0.5 percent (\$115,730) reflect the net impact of the actual distribution of cost-of-living salary increases and increases in the District's contribution to FRS and employer's share of FICA taxes, offset by the realignment of staffing resources to other programs as Restoration Strategies projects and studies are nearing completion.

3.0 Operation and Maintenance of Works and Lands

The Fiscal Year 2024-25 Tentative Budget is \$623.4 million, which is a \$203.4 million, or a 48.4 percent increase from the Fiscal Year 2023-24 Adopted Budget of \$420 million. Increases in Fixed Capital Outlay of 173.5 percent (\$156.6 million) are primarily due to the additional federal FEMA BRIC grant awards (\$100 million) for Resiliency for the S-27 and S-29 Pump Station projects, and additional state appropriations funding from the Governor and Legislature for Critical Flood Control Infrastructure projects within the Operations and Maintenance Capital Program. Increases in Operating Expenses 28 percent (\$33.9 million) are for additional exotic plant control work within the STA's and on District owned lands, additional work with the USFWS for the Refuge, increases to the Districts Health/Self Insurance, and for New Works coming online. Operating Capital Outlay increased 28.1 percent (\$4.5 million) due to additional state appropriations funding for new works fleet and heavy equipment needs, release of reservation

funds to support Land Stewardship capital projects for public use area improvements, and the Big Cypress Basin Capital Program. Salaries and Benefits increased 11.9 percent (\$10.5 million). The increase is mainly attributed to 36 new FTEs in support of restoration projects being turned over to operations and maintenance and workload increases to support new projects, cost-of-living, the District's contribution to FRS, employer's share of FICA taxes and Health Insurance. Interagency Expenditures increased 256 percent (\$1.6 million) due to new work in support of Picayune Strand, Statewide Regional Climate Projections grant, Everglades STA Enhancement Evaluations, Herbicide Evaluations and Blue Green Algae response. Contracted Services decreased 8.4 percent (\$3.8 million) and that is primarily due to the reclassification of exotic and aquatic plant control funding to Operating Expenses.

4.0 Regulation

The programs Fiscal Year 2024-25 Tentative Budget is \$25.2 million which is a \$777,233 or 3.2 percent increase from the Fiscal Year 2023-24 Adopted Budget of \$24.4 million. This increase is due primarily to an 8.6 percent (\$97,124) increase in contractual services for IT consulting services and a 17.7 percent (\$921,531) increase in Operating Expenses due to an increase in property insurance and hardware and software maintenance. These increases are partially offset by a 0.9 percent (\$176,822) decrease in Salaries and Benefits due to a decrease in staff allocated to this program.

5.0 Outreach

The programs Fiscal Year 2024-25 Tentative Budget is \$1.5 million which is a \$78,165 or 5.5 percent increase from the Fiscal Year 2023-24 Adopted Budget of \$1.4 million. The variance is due to a 5.3 percent (\$70,665) increase in Salaries and Benefits due to cost-of-living increase and increases to the District's contribution to FRS and employer's share of FICA taxes and a 14.3 percent (\$7,500) increase in operating expenses for public outreach.

6.0 District Management and Administration

The programs Fiscal Year 2024-25 Tentative Budget is \$41.0 million, which is a \$368,828 or 0.9 percent decrease from the Fiscal Year 2023-24 Adopted Budget of \$41.4 million. The decrease is the result of an 18.8 percent (\$916,510) decrease in contractual services due to the reallocation of safety and security initiatives to the Operation and Maintenance of Works and Lands program, a 1.4 percent (\$206,095) decrease in Operating Expenses due to the completion of conference room technology updates, and a 13.8 percent (\$190,229) decrease in Operating Capital Outlay for data center enhancements and infrastructure replacements that were completed. These decreases are partially offset by a 4.5 percent (\$944,066) increase in Salaries and Benefits due to cost-of-living increases, increases to the District's contribution to FRS and employer's share of FICA taxes and an addition of employees allocated to this program.

SOUTH FLORIDA WATER MANAGEMENT DISTRICT
SUMMARY OF WORKFORCE
 Fiscal Years 2020-21, 2021-22, 2022-23, 2023-24 and 2024-25
 TENTATIVE BUDGET - Fiscal Year 2024-25

PROGRAM	WORKFORCE CATEGORY	2020-21 to 2024-25		2020-21 to 2024-25					Adopted to Tentative 2023-24 to 2024-25	
		Difference	% Change	2020-21	2021-22	2022-23	2023-24	2024-25	Difference	% Change
All Programs	Authorized Positions	72	4.88%	1,475	1,475	1,475	1,511	1,547	36	2.38%
	Contingent Worker	-		-	-	-	-	-	-	
	Other Personal Services	-	0.00%	3	3	3	3	3	-	0.00%
	Intern	-		-	-	-	-	-	-	
	Volunteer	-		-	-	-	-	-	-	
	TOTAL WORKFORCE	72	4.87%	1,478	1,478	1,478	1,514	1,550	36	2.38%
Water Resources Planning and Monitoring	Authorized Positions	2	0.87%	229	229	223	222	231	9	4.05%
	Contingent Worker	-		-	-	-	-	-	-	
	Other Personal Services	-	0.00%	1	1	1	1	1	-	0.00%
	Intern	-		-	-	-	-	-	-	
	Volunteer	-		-	-	-	-	-	-	
	TOTAL WORKFORCE	2	0.87%	230	230	224	223	232	9	4.04%
Land Acquisition, Restoration and Public Works	Authorized Positions	(2)	-1.21%	165	159	166	171	163	(8)	-4.68%
	Contingent Worker	-		-	-	-	-	-	-	
	Other Personal Services	-		-	-	-	-	-	-	
	Intern	-		-	-	-	-	-	-	
	Volunteer	-		-	-	-	-	-	-	
	TOTAL WORKFORCE	(2)	-1.21%	165	159	166	171	163	(8)	-4.68%
Operation and Maintenance of Works and Lands	Authorized Positions	77	10.32%	746	756	754	786	823	37	4.71%
	Contingent Worker	-		-	-	-	-	-	-	
	Other Personal Services	-		-	-	-	-	-	-	
	Intern	-		-	-	-	-	-	-	
	Volunteer	-		-	-	-	-	-	-	
	TOTAL WORKFORCE	77	10.32%	746	756	754	786	823	37	4.71%
Regulation	Authorized Positions	(4)	-2.45%	163	163	163	163	159	(4)	-2.45%
	Contingent Worker	-		-	-	-	-	-	-	
	Other Personal Services	-	0.00%	2	2	2	2	2	-	0.00%
	Intern	-		-	-	-	-	-	-	
	Volunteer	-		-	-	-	-	-	-	
	TOTAL WORKFORCE	(4)	-2.42%	165	165	165	165	161	(4)	-2.42%
Outreach	Authorized Positions	-	0.00%	10	10	10	10	10	-	0.00%
	Contingent Worker	-		-	-	-	-	-	-	
	Other Personal Services	-		-	-	-	-	-	-	
	Intern	-		-	-	-	-	-	-	
	Volunteer	-		-	-	-	-	-	-	
	TOTAL WORKFORCE	-	0.00%	10	10	10	10	10	-	0.00%
District Management and Administration	Authorized Positions	(1)	-0.62%	162	158	159	159	161	2	1.26%
	Contingent Worker	-		-	-	-	-	-	-	
	Other Personal Services	-		-	-	-	-	-	-	
	Intern	-		-	-	-	-	-	-	
	Volunteer	-		-	-	-	-	-	-	
	TOTAL WORKFORCE	(1)	-0.62%	162	158	159	159	161	2	1.26%

South Florida Water Management District
Fiscal Year 2024-2025 Tentative Budget
Programmatic Line Item Report
Table of Contents

Program Description	Functional Area	Functional Area Name	Total	Page No.
Water Resources Planning and Monitoring	BB63	Monitoring & Assessment	\$ 110,861	227
	BE01	ECP Operations Monitoring	\$ 2,043,993	243
	BE05	Analysis & Interpretation	\$ 1,441,438	245
	BJ01	Ecosystem Response to Hydrology	\$ 1,641,807	248
	BJ02	Multi-Disciplinary Research	\$ 1,034,147	250
	BJ03	Scientific Project Support	\$ 604,923	252
	BJ04	Sulfur Action Plan	\$ 39,368	254
	BZ00	Everglades Program Support	\$ 2,815,898	267
	CJ06	C&SF Monitoring & Assessment	\$ 4,328,933	118
	CU05	USACE Monitoring HDM	\$ 39,378	153
	DA01	Water Supply Plan Develop	\$ 1,011,621	441
	DA02	Comp Plan & Rel Doc Rev	\$ 160,866	442
	DA03	Central Florida Coordination	\$ 606,661	443
	DA04	Tech Assist To Local Govt	\$ 40,215	444
	DF01	Hydrogeologic Data Gather	\$ 2,385,389	448
	DF02	Sub Regional Water Supply	\$ 1,031,817	450
	DF06	S Miami-Dade Hydro Anal	\$ 57,963	451
	DF07	Post-Processing Model Run	\$ 96,469	452
	DZ00	Water Supply Program Supp	\$ 11,072,083	453
	IP01	In-Lake Assessment	\$ 3,436,277	281
	IP09	Watershed Modeling	\$ 89,068	284
	IP13	WQ Assessment and Reporting	\$ 228,621	285
	IR01	WOD	\$ 21,943	290
	IR03	LOK Upstream Monitoring	\$ 736,432	291
	IZ00	Lake Okeechobee Program S	\$ 276,778	294
	JA01	Local Initiatives - IRLIT	\$ 24,580	466
	JA02	IRL License Tag Program	\$ 94,063	467
	JA10	Applied Research & Model Development	\$ 731,013	468
	JA50	Estuary Protection Plan	\$ 308,203	469
	JA58	St. Lucie Source Control	\$ 17,072	470
	JA59	SLRW Upstream Monitoring	\$ 469,431	471
	JB10	Applied Research & Model Development	\$ 186,471	474
	JC01	Local Initiatives	\$ 17,500	475
	JC10	Applied Research & Model Development	\$ 38,584	476
	JD10	Applied Research & Model Development	\$ 40,844	477
	JE10	Applied Research & Model Development	\$ 1,060,841	478
	JG00	Naples Bay-Activity	\$ 369,741	480
	JG03	Big Cypress Basin	\$ 877,257	482
	JG10	Applied Research & Model Development	\$ 131,592	483
	JI10	Applied Research & Model Development	\$ 153,837	485
	JI50	Estuary Protection Plan	\$ 723,349	486
	JI59	CRW Upstream Monitoring	\$ 330,898	490
	JZ00	Coastal Watersheds Program	\$ 1,179,836	491
	SA11	Centralized Modeling Process Improvement	\$ 914,954	338
	SA12	Model Maintenance/Enhance	\$ 1,089,555	340
	SA13	Model Implementation/Appl	\$ 350,077	341
	SB11	Water Quality Monitoring Operations	\$ 462,551	343
	SB12	Water Quality Monitoring - Compliance	\$ 1,816,138	346
	SB14	War Quality Monitor-Mis D	\$ 1,177,200	347
	SB31	Analytical Services Inter	\$ 1,681,073	349
	SB32	Analytical Services External	\$ 1,073,149	351
	SB34	Analytical Serv-Mis Drive	\$ 296,532	353
	SB51	Assessment & Reporting	\$ 1,317,027	354
	SB53	Environmental Litigation	\$ 443,654	356
	SB54	SO FL Environment Report	\$ 384,333	357
	SZ00	Program Support	\$ 340,051	363
	SZ10	MODELING & SCIENTIFIC SUPPORT - IT SUPPORT	\$ 4,193,852	365
	JB01	Local Initiatives	\$ 12,008	473
	JH01	Local Initiatives	\$ 14,313	484
	JI58	Dev/Imp Src Ctl Strat-Cal	\$ 70,483	489
Water Resources Planning and Monitoring Total			\$ 57,745,011	
Regulation	HA00	Environmental Resource Pe	\$ 6,797,339	455
	HA01	ENVIRONMENTAL RESOURCE PERMIT	\$ 3,634,249	458
	HB00	Water Use Permitting	\$ 3,575,818	459
	HB01	WATER USE COMPLIANCE	\$ 2,047,761	460
	HZ00	Regulation Program Support	\$ 5,053,527	461
	HZ10	REGULATION IT SUPPORT	\$ 4,064,246	464
Regulation Total			\$ 25,172,940	

Outreach	MR95	Public Information	\$ 1,478,755	430
	MR96	Lobby/Legislative Affairs	\$ 31,500	432
Outreach Total			\$ 1,510,255	
Operation and Maintenance of Works and Lands	AA01	Prescribed Burn	\$ 1,429,811	1
	AA02	Exotic Plant Control	\$ 27,776,517	4
	AA03	Public Use and Security	\$ 1,988,508	8
	AA04	Contracted Land Mgmt Serv	\$ 1,344,438	12
	AA05	Restoration & Monitoring	\$ 7,960,347	13
	AA09	Land Management Planning	\$ 170,700	16
	AA11	Equip & Infrastructure Maintenance	\$ 1,839,283	17
	AA12	Mechanical Vegetation Con	\$ 1,059,926	21
	AC06	Taxes	\$ 1,887,107	23
	AC07	Administration	\$ 2,578,935	24
	AV02	Equip & Infrastructure Maintenance - Fleet	\$ 542,661	26
	AV99	Land Stewardship Fleet Overhead	\$ 4,974	28
	AZ00	Land Stewardship Prog Sup	\$ 1,651,510	29
	BB01	LTP STA O&M	\$ 93,178	185
	BB02	Pump Sta Modification/Rep	\$ 26,453,638	186
	BB04	Structure Modification/Repair	\$ 29,248,279	188
	BB08	Structure Inspections	\$ 1,446,993	190
	BB13	Staff Augmentation-OM STA	\$ 2,000	191
	BB38	Contamination	\$ 276,596	193
	BB41	Movement of Water	\$ 5,025,960	195
	BB42	Pumping Operations	\$ 4,993,444	197
	BB45	Structure Maintenance	\$ 2,952,676	199
	BB46	Structure Overhaul	\$ 537,235	206
	BB47	Pump Station Maintenance	\$ 6,766,036	207
	BB48	Pump Station Refurbishment	\$ 6,550	215
	BB50	Levee Maintenance	\$ 772,141	216
	BB51	Mowing	\$ 499,908	219
	BB52	Tree Management	\$ 15,000	220
	BB53	Canal Maintenance	\$ 317,900	221
	BB58	Fleet Equip. Maintenance	\$ 36,369	223
	BB62	MOSCAD, Security, & Telemetry	\$ 3,207,894	224
	BB66	Aquatic Plant Control	\$ 7,161,938	228
	BB68	Terrestrial Plant Control	\$ 282,071	231
	BB72	Public Use	\$ 159,599	233
	BB77	Field Station Maintenance	\$ 21,966	234
	BB79	O&M Program Support	\$ 8,275	235
	BB80	Compliance	\$ 4,446,697	236
	BB81	STA Site Management	\$ 233,292	239
	BV01	Pumping Operations - Fleet	\$ 65,730	255
	BV02	Structure Maintenance - Fleet	\$ 181,479	256
	BV03	Pump Station Maintenance - Fleet	\$ 250,525	258
	BV04	Levee Maintenance - Fleet	\$ 326,484	259
	BV05	Canal Maintenance - Fleet	\$ 81,325	261
	BV06	Telemetry Maintenance - Fleet	\$ 30,272	262
	BV07	Aquatic Plant Control - Fleet	\$ 48,256	263
	BV08	Compliance - Fleet	\$ 42,264	264
	BV99	District Everglades Fleet Overhead	\$ 53,340	265
	CA01	Communication and Control	\$ 3,755,274	32
	CA02	Pump Station Modification	\$ 55,609,525	33
	CA03	Project Culvert Replacement/Modification	\$ 235,226	35
	CA04	Structure/Bridge Modification/Repair	\$ 19,277,724	36
	CA05	O&M Facility Construction	\$ 18,652,950	38
	CA07	Canal/Levee Maintenance/Canal C	\$ 10,852,077	39
	CA24	Structure Inspections	\$ 2,959,722	41
	CA34	Survey Support	\$ 518,991	42
	CA35	Engineering Support	\$ 1,735,131	43
	CA55	Resiliency Initiatives	\$ 148,841,858	45
	CA56	C&SF Flood Resiliency-Sect. 216 Study	\$ 486,267	47
	CA70	Capital Works Projects	\$ 549,624	48
	CA80	Other USACE Projects	\$ 44,806	49
	CD01	Contamination Assessments	\$ 586,652	50
	CE02	Movement of Water	\$ 7,104,053	53
	CE03	Pumping Operations	\$ 14,279,502	56
	CF01	Construction	\$ 1,883,311	61
	CF02	Structure Maintenance	\$ 14,131,883	63
	CF03	Structure Overhaul	\$ 2,182,122	74
	CF05	Pump Station Maintenance	\$ 16,978,490	76
	CF06	Pump Station Refurb	\$ 186,910	92
	CG01	Levee Maintenance	\$ 6,486,691	93
	CG03	Mowing	\$ 3,636,375	100
	CG04	Tree Management	\$ 2,936,408	103
	CG05	Canal Maintenance	\$ 806,850	105
	CI03	Automotive-Depts Outside	\$ 1,598,853	107
	CI04	Other Equipment Maintenance	\$ 316,349	110

Operation and Maintenance of Works and Lands	CJ05	Telemetry Maintenance	\$ 9,508,456	112
	CJ07	C&C Data Log RTU New Inst	\$ 1,742,403	121
	CK01	Aquatic Plant Control	\$ 6,396,034	123
	CK02	Biocontrol Exotic Plant	\$ 1,372,152	128
	CK03	Terrestrial Plant Control	\$ 2,843,338	130
	CK04	Exotic Plant Control	\$ 9,562	135
	CK05	Exotic Animal Management	\$ 1,707,661	136
	CK06	Blue-Green Algae Response	\$ 847,894	137
	CL03	Permitting	\$ 828,070	138
	CL04	Compliance/Enforcement	\$ 1,817,077	140
	CO03	Field Station Maintenance	\$ 3,139,929	141
	CQ00	Water Mgmt System & NAVD88	\$ 173,475	148
	CU01	USACE Supervisory Pump Operations	\$ 179,572	149
	CU02	USACE Supervisory PS Maintenance	\$ 68,552	150
	CU03	USACE Supervisory PS Refurbishment	\$ 14,985	151
	CU04	USACE Supervisory O&M Program Support	\$ 100,531	152
	CU09	USACE Movement of Water	\$ 148,809	154
	CV01	Pumping Operations - Fleet	\$ 214,372	155
	CV02	Construction - Fleet	\$ 118,386	157
	CV03	Structure Maintenance - Fleet	\$ 963,024	158
	CV04	Pump Station Maintenance - Fleet	\$ 237,227	160
	CV05	Levee Maintenance - Fleet	\$ 1,990,401	162
	CV07	Dredging - Fleet	\$ 61,642	164
	CV08	Telemetry Maintenance - Fleet	\$ 175,648	165
	CV09	Aquatic Plant Control - Fleet	\$ 865,576	166
	CV10	Terrestrial Plant Control - Fleet	\$ 31,168	168
	CV11	Compliance/Enforcement - Fleet	\$ 58,620	169
	CV12	Field Station Maintenance - Fleet	\$ 52,898	171
	CV99	O&M Fleet Overhead	\$ 405,954	172
	CZ10	O&M IT SUPPORT	\$ 14,528,436	175
	CZ99	O&M Program Support	\$ 76,134,057	179
	MB41	Preventative Maintenance & Operations	\$ 5,030,338	385
	MS10	Emergency Management	\$ 163,438	434
	MS20	Safety Management	\$ 701,812	435
	MS30	Security Management	\$ 940,148	437
	MV01	Pumping Operations - Fleet	\$ 262,385	439
	SA14	Flood Protection LOS and Sea Level Rise Resiliency	\$ 4,417,627	342
	CZ15	Drone Program	\$ 131,905	178
	BB03	Project Culvert Replacement/Modification	\$ 5,000	187
	AA06	Capital Projects	\$ 1,350,000	15
	BB05	O&M Facility Const/Improv	\$ 758,917	189
Operation and Maintenance of Works and Lands Total			\$ 623,411,130	

Land Acquisition, Restoration and Public Works	B199	Restoration Strategies	\$ 1,591,122	183
	BB30	STA Capital Construction	\$ 260,226	192
	BD08	EFA Reg Source Control Program	\$ 1,034,081	240
	BH01	Long-Term Plan Program	\$ 116,513	247
	DB01	Water Supply Plan Implementation	\$ 275,236	445
	DD01	Regulatory Initiatives	\$ 396,523	446
	DE01	Alt Water Supply - DW	\$ 22,122,243	447
	FA07	Construction Monitoring &	\$ 517,327	270
	FA08	Hydrologic Monitoring & N	\$ 255,293	271
	FA12	Integrated Ecosystem Stud	\$ 2,584,584	272
	FB01	KCOL Long-Term Management	\$ 78,344	274
	FZ00	KR Program Support	\$ 165,255	275
	I516	Taylor Creek Reservoir	\$ 14,673,081	277
	I517	Lakeside Ranch STA	\$ 36,966	278
	I521	Brady Ranch	\$ 105,343	279
	IO01	LORSS	\$ 62,148	280
	IP06	Watershed P Reduction Pro	\$ 80,787	283
	IP14	Regional P Control Project	\$ 2,470,622	286
	IP50	Phase II Technical Plan	\$ 43,715,843	288
	IS04	Alternate Storage Project	\$ 34,237,396	292
	IZ10	LAKE OKEECHOBEE IT SUPPORT	\$ 2,365,530	296
	J151	Caloosahatchee R/Est Project	\$ 28,796,129	487
	P100	CERP Projects (Budget only)	\$ 62,678	298
	P101	Lake Okeechobee Watershed	\$ 50,911,005	300
	P104	C-43 Basin Storage Reservoir	\$ 162,906,573	301
	P107	Indian River Lagoon - Sou	\$ 138,899,775	305
	P110	Big CYPR L28 Int Mod-WERP	\$ 16,330,352	311
	P112	WCA3 Decomp & Sheetflow	\$ 27,678	312
	P117	North Palm Beach County	\$ 2,669,182	313
	P128	Biscayne Bay Coastal Wetland	\$ 40,966,389	314
	P130	Picayune Strand Restoration	\$ 484,125	318
	P145	Broward County WPA	\$ 83,750	319
	P151	Central Everglades Study	\$ 224,379,561	320
	P201	Program Management & Support	\$ 14,544,894	326
	P203	Recover	\$ 3,019,547	328

Land Acquisition, Restoration and Public Works	P207	Data Management Plan	\$	39,728	330
	P209	Interagency Modeling	\$	1,573,639	331
	P210	Adaptive Assessment & Monitoring	\$	1,856,764	332
	PB01	Ten Mile Creek WPA CRP	\$	9,760	334
	PH99	CERP Program Indirect	\$	46,795,444	335
	PK03	C-111/MWD/CSOP	\$	694,172	337
	SU01	USACE Monitoring	\$	2,395,095	358
	SU41	USACE CSSS Monitoring	\$	62,982	362
	BD10	Non-ECP Basins Water Quality	\$	50,993	242
	B599	Expedited Project Program Support	\$	16,740,149	184
Land Acquisition, Restoration and Public Works Total			\$	881,444,827	
District Management and Administration	MA10	Agency Mgm & Coordination	\$	949,345	367
	MA20	Manage Dist Investment & Debt	\$	320,939	368
	MA30	Legal Services	\$	3,278,748	369
	MA40	Perform Audits & Investing	\$	875,986	371
	MB12	Budget Development/Report	\$	1,800,109	373
	MB20	Purchasing Services	\$	723,529	374
	MB21	Contract Services	\$	1,858,828	376
	MB30	Annual Financial Reporting	\$	701,524	377
	MB31	Accounts Payable Process	\$	663,641	379
	MB32	Accounts Receivable Proc	\$	359,504	380
	MB33	Grant Accounting	\$	383,919	381
	MB34	G/L Accounting	\$	163,064	382
	MB39	Asset Surplus Process	\$	165,755	383
	MB40	Fixed Asset Inventory	\$	60,221	384
	MB42	Business Operations Supp	\$	545,272	393
	MB44	Cost Crediting	\$	125,541	395
	MB50	Maintain, Monitor, Evaluate & Report Insurance Plans	\$	7,206,780	396
	MB52	Maintain & update Payroll	\$	3,780	399
	MB61	Enterprise Project Mgmt	\$	400	400
	MB62	Enterprise Process Mgmt	\$	591,533	401
	MB63	Enterprise Business Intelligence	\$	108,811	402
	MB79	Tax Collector/Property Appraiser Fees	\$	6,772,060	403
	MB84	Fleet Services	\$	34,612	404
	MB85	Administrative Support	\$	(1,816,685)	405
	MH10	Employment Staffing	\$	1,444,456	407
	MH11	Training & Development	\$	287,579	409
	MH12	Compensation Management	\$	154,817	411
	MH13	Employee Relations/EEO	\$	54,039	412
	MH14	Organizational Develop	\$	317,048	413
	MI10	SAP Solutions Center	\$	626,193	414
	MI20	IT Executive Direction	\$	1,188,463	415
	MI21	IT Business Support	\$	2,184,247	417
	MI40	Desktop Technology	\$	619,743	418
	MI50	Application Development	\$	3,587,878	419
	MI60	Systems Administration	\$	1,559,571	420
	MI61	Telecommunications	\$	494,270	421
MI62	Network Support	\$	393,195	422	
MI70	Geospatial Services	\$	788,190	424	
MR80	Adm - Records Mgmt	\$	213,622	425	
MR82	Administration - GB & EXE	\$	340,084	426	
MR83	Administration - WRAC	\$	83,265	428	
MR91	Public Information - Intergovernmental	\$	832,863	429	
MR97	Federal & Tribal Affairs	\$	1,100	433	
District Management and Administration Total			\$	41,047,839	
Grand Total			\$	1,630,332,002	

LAND STEWARDSHIP

AA01 PRESCRIBED BURN

Qty	Item	Name	Fund	FundCenter	Fund Prg	Grant	Amount
5.55		Total 510100 - Salaries and Wages - Regular					\$380,310
1.00		Total 511100 - Salaries and Wages - Overtime					\$3,120
6.55		Total 520900 - Fringe Benefits - FICA Taxes Employer Share					\$29,455
6.55		Total 521010 - Fringe Benefits - FRS Retirement Contrib					\$56,816
5.55		Total 521110 - Fringe Benefits - Medical Insurance					\$90,944
5.55		Total 521120 - Fringe Benefits - Dental Insurance					\$6,771
5.55		Total 521130 - Fringe Benefits - Vision Insurance					\$757
5.55		Total 521140 - Fringe Benefits - Accidental Death Dismemberment					\$86
5.55		Total 521150 - Fringe Benefits - Long-Term Disability					\$1,110
5.55		Total 521160 - Fringe Benefits - Life Insurance					\$1,376
1.00	16062	Contract Burn Support - Upper Lakes	204000	5415182100	NR	NR	15,000
1.00	24673	Prescribe Fire Line Maint - Kiss/Okee	214001	5415182100	NR	2144	30,000
2.00		Total 530200 - Cont Serv - Land Management					\$45,000
1.00	15451	Aerial Burn	204000	5415182100	NR	NR	28,000
1.00	18256	FDACS - Prescribed Burn Grant	214001	5415182100	NR	NR	750,000
2.00		Total 530700 - Cont Serv - Equipment Rentals					\$778,000
1.00	23961	Prescribed Burn Equip & Supp -All Region	202000	5415182100	NR	NR	10,000
1.00	14215	Prescribed Burn PPE - All Regions	202000	5415182100	NR	NR	5,000
2.00		Total 541400 - Oper Expense - Tools/Equipment/PPE					\$15,000
1.00	45249	LAND Pal W-Prescribed Burning	202000	5415182100	NR	NR	1,500
1.00	45250	LOWRP LAND-Prescribed Burning	202000	5415182100	NR	NR	1,000

LAND STEWARDSHIP

AA01 PRESCRIBED BURN

Qty	Item	Name	Fund	FundCenter	Fund Prg	Grant	Amount
1.00	46051	LRWRP FW3-Prescribed Burning	202000	5415182100	NR	NR	16,666
1.00	46052	NEEP Hicpo PH1-Prescribed Burning	202000	5415182100	NR	NR	1,000
4.00		Total 541500 - Oper Expense - Parts and Supplies					\$20,166
1.00	33504	Certifications & Training	202000	5415181900	NR	NR	900
1.00		Total 542100 - Oper Expense - District Travel					\$900
		Total PRESCRIBED BURN					\$1,429,811

LAND STEWARDSHIP

AA02 EXOTIC AND INVASIVE CONTROL

Qty	Item	Name	Fund	FundCenter	Fund Prg	Grant	Amount
8.90	Total	510100 - Salaries and Wages - Regular					\$670,077
8.90	Total	520900 - Fringe Benefits - FICA Taxes Employer Share					\$51,324
8.90	Total	521010 - Fringe Benefits - FRS Retirement Contrib					\$94,973
8.90	Total	521110 - Fringe Benefits - Medical Insurance					\$145,833
8.90	Total	521120 - Fringe Benefits - Dental Insurance					\$10,858
8.90	Total	521130 - Fringe Benefits - Vision Insurance					\$1,218
8.90	Total	521140 - Fringe Benefits - Accidental Death Dismemberment					\$134
8.90	Total	521150 - Fringe Benefits - Long-Term Disability					\$1,780
8.90	Total	521160 - Fringe Benefits - Life Insurance					\$2,266
3.00	Total	529990 - Fringe Benefits - Other Personnel Benefits					\$288
1.00	19941	Invasive Plant Monitoring	204001	5415182000	NR	NR	4,122
1.00	14301	Invasive Plant Monitoring (\$1M Match)	204001	5415182000	NR	NR	42,331
2.00	Total	530100 - Cont Serv - External Provider					\$46,453
1.00	35496	Land Management Recreational Activities	101000	5415181900	101399	NR	1,512,138
1.00	35497	Land Management Recreational Activities	202000	5415181900	101399	NR	7,500
1.00	41097	Vegetation Mgmt - Allapattah WRP (NRCS)	214002	5415182100	NR	2124	266,658
1.00	41098	Vegetation Mgmt - Palmar WRP (NRCS)	214002	5415182100	NR	2125	50,027
4.00	Total	530200 - Cont Serv - Land Management					\$1,836,323
1.00	45241	8.5 SMA Mod-Exotics (NR)	202000	5415182000	NR	NR	212,000
1.00	46639	BBCW Culter-Exotics	202002	5415182000	NR	NR	29,200
1.00	46638	BBCW Deering-Exotics	202002	5415182000	NR	3007	4,800

LAND STEWARDSHIP

AA02 EXOTIC AND INVASIVE CONTROL

Qty	Item	Name	Fund	FundCenter	Fund Prg	Grant	Amount
1.00	46640	BBCW L31E #4-Exotics	202002	5415182000	NR	NR	24,000
1.00	45242	C111 Normal-Veg Mgmt (NR)	202000	5415182000	NR	NR	157,000
1.00	45244	C111 SD #8-Exotics	202000	5415182000	NR	NR	222,348
1.00	45243	C111 SD #8a-Exotics	202000	5415182000	NR	NR	334,320
1.00	46637	C111 Spreader-Exotics	202002	5415182000	NR	3006	437,242
1.00	16127	Invasive Plant Monitoring	214001	5415182000	NR	2144	3,547
1.00	46783	Invasive Species Trtmt (FDOT Agmt)	214001	5415182000	NR	2147	140,000
1.00	41104	Land Stewardship Grant Apps	214002	5415182000	NR	NR	1,000,000
1.00	16299	Lox Refuge- Invasive Plant Control	213000	5415182000	NR	93	1,877,955
1.00	16298	Lox Refuge- Invasive Plant Control	213000	5415182000	NR	93	382,445
1.00	27261	Lox Refuge- Invasive Plant Control	213000	5415182000	NR	93	18,316
1.00	18401	Lox Refuge- Invasive Plant Control (FWC)	207000	5415182000	NR	NR	1,000,000
1.00	17149	Lygodium Control Kissimmee	214001	5415182000	NR	2144	196,950
1.00	21041	Melaleuca Mgmt. FWC (\$1M Match)	225000	5415182000	NR	NR	907,750
1.00	19946	Melalu & Other Exotic Cntrl (FWC \$1M)	207000	5415182000	NR	NR	1,000,000
1.00	14158	Melalu & Other Exotic Plant Cntrl (FWC)	207000	5415182000	NR	NR	675,000
1.00	14156	Melalu. & Other Exotic Plant Cntrl (FWC)	207000	5415182000	NR	NR	2,325,000
1.00	27301	Merritt PS - Vegetation Mgmt	225000	5415182000	NR	2035	5,000
1.00	45710	Pic St Faka U PS-Vegetation Mgmt	101002	5415182000	NR	3008	1,081,199
1.00	45711	Pic St Merritt-Vegetation Mgmt	101002	5415182000	NR	3008	2,797,993
1.00	45712	Pic St Miller-Vegetation Mgmt	101002	5415182000	NR	3008	1,036,237
1.00	16186	US FWS - Loxahatchee Refuge Exotics	214002	5415182000	NR	2111	2,000,000
1.00	41995	US FWS - Loxahatchee Refuge Exotics	214002	5415182000	NR	2111	1,500,000
1.00	13506	Upland Exotic Control (\$1M Match)	204001	5415182000	NR	NR	286,000
1.00	46641	8.5 SMA Mod-Exotic Plant Control	202002	5415182100	NR	3003	40,000
1.00	46053	8.5 SMA Mod-Exotic Plant Control (NR)	202000	5415182100	NR	NR	75,000
1.00	46054	BBSEER Lands-Exotic Plant Control (NR)	202000	5415182100	NR	NR	30,000
1.00	46520	BCWPA C11 MA-Exotic Plant Control	202002	5415182100	NR	3010	25,000
1.00	46642	C111 Spreader-Exotic Plant Control	202002	5415182100	NR	3006	25,000
1.00	46055	C111 Spreader-Exotic Plant Control (NR)	202000	5415182100	NR	NR	25,000
1.00	46056	C4 Em Det Basin-Exotic Plant Cntrl (NR)	202000	5415182100	NR	NR	25,000
1.00	46057	C43 Ease Maint-Exotic Plant Control (NR)	202000	5415182100	NR	NR	25,000
1.00	46058	C44 Res #2-Exotic Plant Control (NR)	202000	5415182100	NR	NR	50,000
1.00	26032	CREW Marsh Willow Treatment	203000	5415182100	NR	NR	150,000
1.00	46059	EverMgmt Area-Exotic Plant Control (NR)	202000	5415182100	NR	NR	25,000
1.00	23963	Exotic Plant Control - Dupuis Management	204001	5415182100	NR	NR	135,000
1.00	22713	Exotic Plant Control -L31N/Rocky (Gr 95)	222000	5415182100	NR	95	50,000
1.00	16094	Exotics - Allapattah	222000	5415182100	NR	95	150,000
1.00	24675	Exotics - Crew	204000	5415182100	NR	NR	57,277

LAND STEWARDSHIP

AA02 EXOTIC AND INVASIVE CONTROL

Qty	Item	Name	Fund	FundCenter	Fund Prg	Grant	Amount
1.00	15829	Exotics - Critical CREW (Grant 87)	213000	5415182100	NR	87	100,000
1.00	22711	Exotics - Cutler Flow Lennar (Grant 95)	222000	5415182100	NR	95	25,000
1.00	16064	Exotics - Cypress Creek	225000	5415182100	NR	NR	50,000
1.00	21711	Exotics - Dupuis	214001	5415182100	NR	2144	55,000
1.00	15558	Exotics - FL Gulf Coast	211012	5415182100	NR	NR	15,000
1.00	22715	Exotics - Hobe Sound Ranch	204000	5415182100	NR	NR	5,700
1.00	27147	Exotics - Hobe Sound Ranch	204000	5415182100	NR	NR	24,300
1.00	15534	Exotics - Kiss/Okee	204000	5415182100	NR	NR	74,681
1.00	16198	Exotics - Lake Marion Creek	214001	5415182100	NR	2144	18,000
1.00	15825	Exotics - Lakeside Ranch (Grant 95)	222000	5415182100	NR	95	38,189
1.00	15544	Exotics - London Creek	214001	5415182100	NR	2144	18,000
1.00	16076	Exotics - Loxahatchee River	225000	5415182100	NR	NR	50,000
1.00	15581	Exotics - Model Lands	214001	5415182100	NR	2144	36,000
1.00	19342	Exotics - Pennsuco	211021	5415182100	NR	NR	67,793
1.00	15556	Exotics - Reedy Creek	214001	5415182100	NR	2144	24,000
1.00	15540	Exotics - Rolling Meadows	211023	5415182100	NR	NR	50,000
1.00	15542	Exotics - Shingle Creek	211025	5415182100	NR	NR	100,000
1.00	15546	Exotics - Southern Glades	211026	5415182100	NR	NR	45,360
1.00	24674	Exotics - Upper Lakes	204000	5415182100	NR	NR	60,710
1.00	30054	Exotics - Upper Lakes	204000	5415182100	NR	NR	96,169
1.00	15582	Exotics- C-111/Frog Pond	214001	5415182100	NR	2144	36,000
1.00	20048	Exotics- Cell 17/18	211002	5415182100	NR	NR	14,000
1.00	16203	Exotics- Kiss/Okee	225000	5415182100	NR	NR	62,766
1.00	19945	Exotics- Southern Glades	222000	5415182100	NR	95	35,000
1.00	16205	Exotics- Weston/Century Prestige	222000	5415182100	NR	95	23,692
1.00	20902	Exotics- Weston/Century Prestige	222000	5415182100	NR	95	31,308
1.00	30050	Exotics-BBCW Cutler-Exotics	222000	5415182100	NR	95	49,939
1.00	15290	Exotics-BBCW Cutler-Exotics	222000	5415182100	NR	95	61
1.00	15545	Exotics-C-43 Project Area (Grant 87)	213000	5415182100	NR	87	8,000
1.00	15547	Exotics-C-9 & C-11 Impoundment (Grant 85)	213000	5415182100	NR	85	25,000
1.00	15205	Exotics-Crew	203000	5415182100	NR	NR	150,000
1.00	15209	Exotics-Crew	204000	5415182100	NR	NR	2,723
1.00	14192	Exotics-DuPuis	225000	5415182100	NR	NR	175,000
1.00	16231	Exotics-Grassy Island (Grant 87)	213000	5415182100	NR	87	6,484
1.00	15576	Exotics-Grassy Island (Grant 87)	213000	5415182100	NR	87	45,516
1.00	16078	Exotics-Hungryland	225000	5415182100	NR	NR	50,000
1.00	15555	Exotics-Lamb Island	214001	5415182100	NR	2144	12,000
1.00	15293	Exotics-Medalist	214001	5415182100	NR	2144	24,000

LAND STEWARDSHIP

AA02 EXOTIC AND INVASIVE CONTROL

Qty	Item	Name	Fund	FundCenter	Fund Prg	Grant	Amount
1.00	16077	Exotics-Nubbin Slough	225000	5415182100	NR	NR	15,000
1.00	46060	LAND Allapattah-Exotic Plant Contrl (NR)	202000	5415182100	NR	NR	262,500
1.00	46061	LAND Allapattah-WILL Exotics	202000	5415182100	NR	NR	5,000
1.00	46062	LAND Pal W-Exotic Plant Control (NR)	202000	5415182100	NR	NR	50,000
1.00	46063	LOWRP LAND-Exotic Plant Control (NR)	202000	5415182100	NR	NR	122,500
1.00	46064	LRWRP FW3-Exotic Plant Control (NR)	202000	5415182100	NR	NR	210,000
1.00	41103	Land Stewardship Grant Apps	214001	5415182100	NR	NR	1,000,000
1.00	46065	PBC Ag Reserve-Exotic Plant Control (NR)	202000	5415182100	NR	NR	5,000
1.00	15541	Pennsuco - Exotic Plant Control	211021	5415182100	NR	NR	700,000
1.00	46066	S CREW-Veg Mgmt (Torpedo Grass)	202000	5415182100	NR	NR	50,000
1.00	46643	Site 1 Imp PH1-Exotic Plant Control	202002	5415182100	NR	3009	80,000
1.00	15946	Smut Grass Treatment (Grant 95)	222000	5415182100	NR	95	135,000
1.00	46067	Strazzulla-Exotic Plant Control (NR)	202000	5415182100	NR	NR	5,000
93.00		Total 530301 - Cont Serv - Terrestrial Spraying					\$24,886,970
1.00	15566	Chemicals - CREW	211004	5415182100	NR	NR	1,000
1.00	15565	Chemicals - Shingle Creek	211025	5415182100	NR	NR	7,000
1.00	14206	Chemicals-Dupuis	225000	5415182100	NR	NR	10,000
3.00		Total 540010 - Oper Expense - Inventory Chemicals					\$18,000
1.00	33503	Training - herb appl, CEUs-all techs	202000	5415181900	NR	NR	900
1.00		Total 542100 - Oper Expense - District Travel					\$900
1.00	46068	BBCW Culter-Solid Waste Removal	202000	5415182100	100561	NR	5,000
1.00	46069	BBSEER Lands-Solid Waste Removal (NR)	202000	5415182100	NR	NR	2,060
1.00	46070	BBSEER N LK-Solid Waste Removal (NR)	202000	5415182100	NR	NR	2,060
3.00		Total 543302 - Oper Expense - Waste Disposal Fees					\$9,120
		Total EXOTIC AND INVASIVE CONTROL					\$27,776,517

LAND STEWARDSHIP

AA03 PUBLIC USE AND SECURITY

Qty	Item	Name	Fund	FundCenter	Fund Prg	Grant	Amount
5.30	Total	510100 - Salaries and Wages - Regular					\$438,329
5.30	Total	520900 - Fringe Benefits - FICA Taxes Employer Share					\$33,530
5.30	Total	521010 - Fringe Benefits - FRS Retirement Contrib					\$64,360
5.30	Total	521110 - Fringe Benefits - Medical Insurance					\$87,800
5.30	Total	521120 - Fringe Benefits - Dental Insurance					\$6,466
5.30	Total	521130 - Fringe Benefits - Vision Insurance					\$730
5.30	Total	521140 - Fringe Benefits - Accidental Death Dismemberment					\$83
5.30	Total	521150 - Fringe Benefits - Long-Term Disability					\$1,060
5.30	Total	521160 - Fringe Benefits - Life Insurance					\$1,330
1.00	46071	BBCW Culter-Fence & Gate	202000	5415182100	NR	NR	25,000
1.00	45803	Green Heart-Signage	101000	5415182100	NR	NR	25,000
2.00	Total	530100 - Cont Serv - External Provider					\$50,000
1.00	16195	Recreation- Portable Toilets	214001	5415182100	NR	2144	35,000
1.00	Total	530121 - Cont Serv - Water and Sewer Services					\$35,000
1.00	15289	FWC STA Check Sta Operation	214001	5415182100	NR	2144	24,709
1.00	33566	FWC STA Check Sta Operation	204000	5415182100	NR	NR	5,291
2.00	Total	530200 - Cont Serv - Land Management					\$30,000
1.00	26031	Recreation CREW Maintenance	203000	5415182100	NR	NR	50,000
1.00	Total	530301 - Cont Serv - Terrestrial Spraying					\$50,000
1.00	46072	Allapattah Rest-Fence Maintenance	202000	5415182100	NR	NR	7,500

LAND STEWARDSHIP

AA03 PUBLIC USE AND SECURITY

Qty	Item	Name	Fund	FundCenter	Fund Prg	Grant	Amount
1.00	46073	NEEP Boma FEB-Fencing (NR)	202000	5415182100	NR	NR	40,000
1.00	16059	Recreation - Southern CREW Access Site	213000	5415182100	NR	87	20,000
1.00	16072	Recreation - Trail Heads Upper Lakes	214001	5415182100	NR	2144	20,000
1.00	13260	Recreation East Coast Facilities O&M	214001	5415182100	NR	2144	100,000
1.00	13261	Recreation KR Facilities O&M	214001	5415182100	NR	2144	85,000
1.00	16206	Recreation Parking Areas	204000	5415182100	NR	NR	12,000
1.00	24665	Recreation-CREW Trail Maint (Lee County)	214001	5415182100	NR	2144	9,000
8.00		Total 530600 - Cont Serv - Maintenance and Repairs					\$293,500
1.00	46074	10 mi Crk-Rec Facility Maint (NR)	202000	5415182100	NR	NR	16,000
1.00	46075	BBCW L31E #5b-Rec Facility Maint (NR)	202000	5415182100	NR	NR	16,000
1.00	46522	CEPP S S356E PS-S356E Boat Ramp Maint	202002	5415182100	NR	NR	10,000
1.00	46076	IRL S C25 Res STA-Rec Facility Maint(NR)	202000	5415182100	NR	NR	2,000
1.00	46077	Kiss Rest Eval-Rec Facility Maint (NR)	202000	5415182100	NR	NR	32,000
1.00	46079	LOWRP LAND-Rec Facility Maint (NR)	202000	5415182100	NR	NR	16,000
1.00	46078	Lksd R STA PH1 N-Rec Facility Maint (NR)	202000	5415182100	NR	NR	12,500
1.00	15583	Nubbin Slough - Rec & Facility Maint	214001	5415182100	NR	2144	9,000
1.00	13657	Recreation STA Facil & Grnds Maintenance	214001	5415182100	NR	2144	105,000
1.00	27142	Recreation Site 1 Facility Development	213000	5415182100	NR	85	8,000
1.00	27143	Recreation Site 1 Maintenance	213000	5415182100	NR	85	17,000
1.00	46521	Site 1 Imp PH1-Rec Facility Maint	202002	5415182100	NR	3009	16,000
12.00		Total 531100 - Cont Serv - General Maintenance					\$259,500
1.00	46080	10 mi Crk-FWC Law Enforcement Supp	202000	5415182100	NR	NR	13,000
1.00	46523	8.5 SMA Mod-FWC Law Enforcement	202002	5415182100	NR	3003	13,800
1.00	46081	BBSEER N LK-FWC Law Enforcemnt Supp(NR)	202000	5415182100	NR	NR	4,120
1.00	46082	BCWPA C9-FWC Law Enforcement Supp (NR)	202000	5415182100	NR	NR	10,000
1.00	15573	FWC Law Enforce-C-9 & C-11 IMP(Grant 85)	213000	5415182100	NR	85	25,000
1.00	15572	FWC Law Enforce-Critical CREW (Grant 87)	213000	5415182100	NR	87	40,000
1.00	15575	FWC Law Enforce-Grassy Isle (Grant 87)	213000	5415182100	NR	87	14,331
1.00	15770	FWC Law Enforce-Grassy Isle (Grant 87)	213000	5415182100	NR	87	669

LAND STEWARDSHIP

AA03 PUBLIC USE AND SECURITY

Qty	Item	Name	Fund	FundCenter	Fund Prg	Grant	Amount
1.00	27144	FWC Law Enforce-Lake Marion Creek	204001	5415182100	NR	NR	18,845
1.00	27146	FWC Law Enforce-Lake Marion Creek	204001	5415182100	NR	NR	1,155
1.00	16092	FWC Law Enforcement - Allapattah	222000	5415182100	NR	95	20,000
1.00	15561	FWC Law Enforcement - Lox Bank	211016	5415182100	NR	NR	15,000
1.00	15562	FWC Law Enforcement - Pennsuco	211021	5415182100	NR	NR	20,000
1.00	27145	FWC Law Enforcement - Reedy Creek	204001	5415182100	NR	NR	13,800
1.00	13289	FWC Law Enforcement - STA Security	214001	5415182100	NR	2144	60,000
1.00	15585	FWC Law Enforcement - Southern Glades	214001	5415182100	NR	2144	25,000
1.00	15206	FWC Law Enforcement-Crew	203000	5415182100	NR	NR	50,000
1.00	15795	FWC Law Enforcement-Lox River	214001	5415182100	NR	2144	10,000
1.00	15584	FWC Law Enforcement-Model Lands Matching	214001	5415182100	NR	2144	15,000
1.00	15560	FWC Law Enforcement-Shingle Creek	211025	5415182100	NR	NR	30,000
1.00	45804	Green Heart-FWC Law Enforcement Supp	101000	5415182100	NR	NR	15,000
1.00	46083	Kiss Rest Eval-FWC Law Enforcement Supp	202000	5415182100	NR	NR	15,000
1.00	46084	Lksd R STA PH1 N-FWC Law Enforcement	202000	5415182100	NR	NR	13,800
1.00	24702	Martin County SO Law Enforcement Dupuis	225000	5415182100	NR	NR	7,000
1.00	15533	Miami Dade - Model Lands Reimbursement	204000	5415182100	NR	NR	15,000
1.00	46085	NEEP Brady FEB-FWC Law Enforcement Supp	202000	5415182100	NR	NR	13,000
1.00	46086	NEEP Grassy FEB-FWC Law Enforcement Supp	202000	5415182100	NR	NR	13,000
1.00	46087	NEEP Hicpo PH1-FWC Law Enforcement	202000	5415182100	NR	NR	13,800
1.00	13354	Security Services C-23 North ROW	214001	5415182100	NR	2144	4,000
1.00	46088	Site 1 Imp PH1-FWC Law Enforcement	202000	5415182100	NR	NR	16,000
30.00		Total 531102 - Cont Serv - Security Services					\$525,320
1.00	15296	Boundary & Entrance Signage	204000	5415182100	NR	NR	7,000
1.00	13259	Recreation Trailhead & Campground Maint.	204000	5415182100	NR	NR	34,500
1.00	16055	Recreation-Trailhead Facilities Upper La	225000	5415182100	NR	NR	11,000
1.00	16075	Volunteer Program Supplies	225000	5415182100	NR	NR	3,000
4.00		Total 541500 - Oper Expense - Parts and Supplies					\$55,500
1.00	46165	C43 Res-3/4T P/U 4WD (Rec Planr)	402000	5005170400	NR	NR	56,000
1.00		Total 589500 - Capital Outlay - Vehicles					\$56,000

LAND STEWARDSHIP

AA03 PUBLIC USE AND SECURITY

<u>Qty</u>	<u>Item</u>	<u>Name</u>	<u>Fund</u>	<u>FundCenter</u>	<u>Fund Prg</u>	<u>Grant</u>	<u>Amount</u>
	Total	PUBLIC USE AND SECURITY					\$1,988,508

LAND STEWARDSHIP

AA04 CONTRACTED LAND MANAGEMENT SERVICES

Qty	Item	Name	Fund	FundCenter	Fund Prg	Grant	Amount
1.00	41106	Land Management - Green Heart	214001	5415182100	NR	2116	109,166
1.00	15094	Land Mgmt Services - CREW Trust	225000	5415182100	NR	NR	109,272
1.00	15797	Land Mgmt Services - CREW Trust	203000	5415182100	NR	NR	50,000
3.00		Total 530100 - Cont Serv - External Provider					\$268,438
1.00	41904	Contract Worker - Wildlife Monitoring	214001	5415182100	NR	2144	60,000
1.00	46089	IRL S C25 Res STA-Surface Water Mgmt	202000	5415182100	NR	NR	50,000
1.00	46090	LOWRP LAND-Surface Water Mgmt	202000	5415182100	NR	NR	2,000
1.00	15207	Land Mgmt Serv. (FWC)-Crew	203000	5415182100	NR	NR	49,000
1.00	16057	Land Mgmt Svcs Lox Mitigation Bank	211016	5415182100	NR	NR	325,000
1.00	15210	Land Mgmt Svcs (FWC) - CREW	204000	5415182100	NR	NR	24,500
1.00	15539	Land Mgmt Svcs (FWC) - CREW (Grant 87)	213000	5415182100	NR	87	24,500
1.00	41907	Land Mgmt Svcs - FWC - Allapattah	214001	5415182100	NR	2144	75,000
1.00	15098	Land Mgmt Svcs - FWC - Dupuis	204001	5415182100	NR	NR	91,000
1.00	41905	Land Mgmt Svcs - FWC - KCOL	214001	5415182100	NR	2144	75,000
1.00	41906	Land Mgmt Svcs - FWC - Kissimmee River	214001	5415182100	NR	2144	75,000
1.00	41908	Land Mgmt Svcs - FWC - Rocky Glades	214001	5415182100	NR	2144	75,000
1.00	27661	Land Mgmt Svcs Corkscrew Mitigation Bank	211005	5415182100	NR	NR	75,000
1.00	41903	Wildlife Damage Management - Feral Hog	214001	5415182100	NR	2144	75,000
14.00		Total 530200 - Cont Serv - Land Management					\$1,076,000
		Total CONTRACTED LAND MANAGEMENT SERVICES					\$1,344,438

LAND STEWARDSHIP

AA05 RESTORATION AND MONITORING

Qty	Item	Name	Fund	FundCenter	Fund Prg	Grant	Amount
7.50	Total	510100 - Salaries and Wages - Regular					\$584,792
7.50	Total	520900 - Fringe Benefits - FICA Taxes Employer Share					\$44,985
7.50	Total	521010 - Fringe Benefits - FRS Retirement Contrib					\$84,648
7.50	Total	521110 - Fringe Benefits - Medical Insurance					\$123,850
7.50	Total	521120 - Fringe Benefits - Dental Insurance					\$9,150
7.50	Total	521130 - Fringe Benefits - Vision Insurance					\$1,028
7.50	Total	521140 - Fringe Benefits - Accidental Death Dismemberment					\$118
7.50	Total	521150 - Fringe Benefits - Long-Term Disability					\$1,500
7.50	Total	521160 - Fringe Benefits - Life Insurance					\$1,889
9.00	Total	529990 - Fringe Benefits - Other Personnel Benefits					\$15,295
1.00	45809	Pic St Merritt-T&E Monitor Wading Birds	101002	4411161000	NR	3008	27,578
1.00	46091	LAND Allapattah-Hydraulic modeling	202000	5415182100	NR	NR	200,000
1.00	46092	LAND Allapattah-Terrestrial restoration	202000	5415182100	NR	NR	100,000
1.00	19343	Lake Belt Monitoring	219000	5415182100	NR	NR	300,000
4.00	Total	530100 - Cont Serv - External Provider					\$627,578
1.00	35522	Pennsuco - LTM Willing Seller	211021	3510144000	NR	NR	36,301
1.00	35523	Pennsuco - LTM Willing Seller	701021	3510144000	NR	NR	28,880
1.00	46776	Wetland Restoration (Dupuis Mgmt Area)	204001	5415182100	NR	NR	235,000
1.00	46775	Wetland Restoration (Dupuis Mgmt Area)	214001	5415182100	NR	NR	235,000
1.00	46774	Wetland Restoration (Gardner Cobb)	204001	5415182100	NR	NR	280,750
1.00	46773	Wetland Restoration (Gardner Cobb)	214001	5415182100	NR	NR	280,750
6.00	Total	530200 - Cont Serv - Land Management					\$1,096,681

LAND STEWARDSHIP

AA05 RESTORATION AND MONITORING

Qty	Item	Name	Fund	FundCenter	Fund Prg	Grant	Amount
1.00	24226	C-139 Annex Restoration	219000	5613222000	100835	109	2,000,000
1.00	15891	C-139 Annex Restoration	219000	5613222000	100835	109	164,591
2.00		Total 530600 - Cont Serv - Maintenance and Repairs					\$2,164,591
1.00	22712	Habitat Restoration Reforestation	204001	5415182100	NR	NR	33,200
1.00		Total 541500 - Oper Expense - Parts and Supplies					\$33,200
1.00	41120	Picayune SRP FFL State Forest Veg Mgmt	214001	5415181900	NR	2144	50,000
1.00		Total 545000 - Oper Expense - Interagency Local					\$50,000
1.00	24230	C-139 Land Management	419000	5415182100	NR	NR	69,542
1.00	15591	C-139 Annex Restoration	419000	5613222000	100835	110	3,000,000
2.00		Total 580740 - Capital Outlay - AUC Site Preparation					\$3,069,542
1.00	46166	BBSEER N LK-3/4T P/U 4WD (CIS)	402000	5005170400	NR	NR	51,500
1.00		Total 589500 - Capital Outlay - Vehicles					\$51,500
		Total RESTORATION AND MONITORING					\$7,960,347

LAND STEWARDSHIP

AA06 CAPITAL PROJECTS

Qty	Item	Name	Fund	FundCenter	Fund Prg	Grant	Amount
1.00	41525	Bird Rookery Boardwalk Design Ph. 1	403000	5415182100	NR	NR	1,350,000
1.00		Total	580100	-	Capital Outlay - Buildings		\$1,350,000
		Total			CAPITAL PROJECTS		\$1,350,000

LAND STEWARDSHIP

AA09	LAND STEWARDSHIP LEASING				Fund	FundCenter	Fund Prg	Grant	Amount
Qty	Item	Name							
1.45	Total	510100	-	Salaries and Wages - Regular					\$117,205
1.45	Total	520900	-	Fringe Benefits - FICA Taxes Employer Share					\$8,966
1.45	Total	521010	-	Fringe Benefits - FRS Retirement Contrib					\$18,119
1.45	Total	521110	-	Fringe Benefits - Medical Insurance					\$23,759
1.45	Total	521120	-	Fringe Benefits - Dental Insurance					\$1,769
1.45	Total	521130	-	Fringe Benefits - Vision Insurance					\$198
1.45	Total	521140	-	Fringe Benefits - Accidental Death Dismemberment					\$22
1.45	Total	521150	-	Fringe Benefits - Long-Term Disability					\$290
1.45	Total	521160	-	Fringe Benefits - Life Insurance					\$372
	Total	LAND STEWARDSHIP LEASING							\$170,700

LAND STEWARDSHIP

AA11 EQUIPMENT & INFRASTRUCTURE MAINTENANCE

Qty	Item	Name	Fund	FundCenter	Fund Prg	Grant	Amount
4.25		Total	510100	-	Salaries and Wages - Regular		\$266,539
4.25		Total	520900	-	Fringe Benefits - FICA Taxes Employer Share		\$20,515
4.25		Total	521010	-	Fringe Benefits - FRS Retirement Contrib		\$39,456
4.25		Total	521110	-	Fringe Benefits - Medical Insurance		\$69,644
4.25		Total	521120	-	Fringe Benefits - Dental Insurance		\$5,185
4.25		Total	521130	-	Fringe Benefits - Vision Insurance		\$584
4.25		Total	521140	-	Fringe Benefits - Accidental Death Dismemberment		\$67
4.25		Total	521150	-	Fringe Benefits - Long-Term Disability		\$850
4.25		Total	521160	-	Fringe Benefits - Life Insurance		\$1,037
3.00		Total	529990	-	Fringe Benefits - Other Personnel Benefits		\$4,217
1.00	46785	Surplus Land Audit Correction	204100	2010106100	NR	NR	29,400
1.00		Total	530100	-	Cont Serv - External Provider		\$29,400
1.00	14196	Fencing - Kissimmee River	214001	5415182100	NR	2144	51,500
1.00	15577	Road Maint - Grassy Island (Grant 87)	213000	5415182100	NR	87	25,000
2.00		Total	530116	-	Cont Serv - Road Grading Services		\$76,500
1.00	13296	Septic / Water Services- DuPuis	214001	5415182100	NR	2144	5,000
1.00	13297	Septic/ Water Services - Kiss/Okee	214001	5415182100	NR	2144	5,000
2.00		Total	530121	-	Cont Serv - Water and Sewer Services		\$10,000
1.00	46093	C44 Res #2-Mechanical Veg Mgmt	202000	5415182100	NR	NR	50,000
1.00		Total	530400	-	Cont Serv - Mechanical Aquatic Harvesting		\$50,000

LAND STEWARDSHIP

AA11 EQUIPMENT & INFRASTRUCTURE MAINTENANCE

Qty	Item	Name	Fund	FundCenter	Fund Prg	Grant	Amount
1.00	12446	Dupuis Reserve - A/C Maintenance	202000	2111109200	NR	NR	2,450
1.00	12439	Dupuis Reserve-General Maintenance	202000	2111109200	NR	NR	5,000
1.00	46094	Allapattah Rest-Road and Berm Maint	202000	5415182100	NR	NR	5,000
1.00	41527	Bird Rookery Parking Lot Exp/Restrooms	203000	5415182100	NR	NR	120,000
1.00	21712	Canal & Culvert Maint - Southern CREW	213000	5415182100	NR	87	91,979
1.00	27260	Canal & Culvert Maint - Southern CREW	213000	5415182100	NR	87	8,021
1.00	16093	Canal BMP Maint- C23/C24	222000	5415182100	NR	95	30,000
1.00	15294	Canal Maint.-Allapattah (Grant 95)	222000	5415182100	NR	95	40,000
1.00	15794	Canal Maint.-Trail Ridge	214001	5415182100	NR	2144	3,600
1.00	24672	Canal Maintenance - Culvert Replacement	214001	5415182100	NR	2144	40,943
1.00	23962	Canal Maintenance - Culvert Replacement	214001	5415182100	NR	2144	9,057
1.00	24677	Canal,Culvert, Pump Maint - C139 (NPrj)	204000	5415182100	NR	NR	50,000
1.00	46095	LOWRP LAND-Road and Berm Maint	202000	5415182100	NR	NR	2,000
1.00	22780	Lake Belt L-30 Structure Maintenance	219000	5415182100	NR	NR	45,000
14.00		Total 530600 - Cont Serv - Maintenance and Repairs					\$453,050
1.00	15791	Shingle Creek Fleet	211025	5111172000	NR	NR	1,800
1.00		Total 530608 - Cont Serv - Maint & Repairs - Vehicles					\$1,800
1.00	13327	Equipment Repair - DuPuis (non-fleet)	214001	5415182100	NR	2144	13,500
1.00	13257	Equipment Repair - Homestead	214001	5415182100	NR	2144	5,000
1.00	13258	Equipment Repair - Kissimmee	214001	5415182100	NR	2144	5,000
1.00	13493	Equipment Repair - Upper Lakes	214001	5415182100	NR	2144	10,000
1.00	15548	Equipment Repair- CREW (Grant 87)	213000	5415182100	NR	87	10,000
1.00	15208	Equipment Repair-Crew	203000	5415182100	NR	NR	10,000
6.00		Total 530611 - Cont Serv - Maint and Repairs Equipment					\$53,500
1.00	14188	Fencing-Upper Lakes	214001	5415182100	NR	2144	38,500
1.00	13263	Janitorial / Bldg Maint -- CREW	214001	5415182100	NR	2144	15,000
1.00	13264	Janitorial / Bldg Maint -- DuPuis & Alla	214001	5415182100	NR	2144	34,500
1.00	41909	Pennsuco - Boundary Maintenance	211021	5415182100	NR	NR	27,836
4.00		Total 531100 - Cont Serv - General Maintenance					\$115,836
1.00	46524	8.5 SMA Mod-Solid Waste Removal	202002	5415182100	NR	3003	15,000
1.00	46096	BCWPA C9-Solid Waste Removal (NR)	202000	5415182100	NR	NR	10,000
1.00	46525	C111 Spreader-Solid Waste Removal	202002	5415182100	NR	3006	7,000

LAND STEWARDSHIP

AA11 EQUIPMENT & INFRASTRUCTURE MAINTENANCE

Qty	Item	Name	Fund	FundCenter	Fund Prg	Grant	Amount
1.00	46097	C111 Spreader-Solid Waste Removal (NR)	202000	5415182100	NR	NR	7,000
1.00	15048	Dumpster/Waste Disposal Service	214001	5415182100	NR	2144	12,500
1.00	46098	EverMgmt Area-Solid Waste Removal (NR)	202000	5415182100	NR	NR	7,000
1.00	46099	PBC Ag Reserve-Solid Waste Removal (NR)	202000	5415182100	NR	NR	5,000
1.00	15550	Solid Wast Removal Site 1 (Grant 85)	213000	5415182100	NR	85	15,000
1.00	20901	Solid Waste-Critical CREW/C43 (Grant 87)	213000	5415182100	NR	87	5,000
1.00	13658	Solid Waste/Demolition-All Region	214001	5415182100	NR	2144	35,300
1.00	46100	Strazzulla-Solid Waste Removal (NR)	202000	5415182100	NR	NR	5,000
11.00		Total 531103 - Cont Serv - Waste Disposal Services					\$123,800
1.00	30721	Bird Rookery Culvert Replacement	203000	5415182100	NR	NR	115,000
1.00	13340	Fencing Parts - Kiss/Okee	214001	5415182100	NR	2144	15,000
1.00	24666	Fencing Materials - Upper Lakes	214001	5415182100	NR	2144	10,000
1.00	16074	Road & Const Material - DuPuis & Allapat	225000	5415182100	NR	NR	5,000
1.00	15567	Road & Const Materials - Beltway Mit	211025	5415182100	NR	NR	7,000
1.00	24676	Road & Const Materials - C139 (Non- Proj)	204000	5415182100	NR	NR	10,000
1.00	15568	Road & Const Materials - CREW	211004	5415182100	NR	NR	6,000
1.00	14213	Road & Const Materials- Everglades	214001	5415182100	NR	2144	5,000
1.00	16202	Road & Const Materials- Rolling Meadows	211023	5415182100	NR	NR	5,000
1.00	14207	Road & Const Materials-Lumber Kiss/Okee	214001	5415182100	NR	2144	5,000
1.00	14208	Road & Const Materials-Upper Lakes	214001	5415182100	NR	2144	7,200
11.00		Total 541300 - Oper Expense - Construction Materials					\$190,200
1.00	33501	Safety Shoes	202000	5415182100	NR	NR	800
1.00		Total 541302 - Oper Expense - Safety Shoes					\$800
1.00	33502	Non-Safety Shoes	202000	5415182100	NR	NR	1,200
1.00		Total 541303 - Operating Expense - Non-Safety Shoes					\$1,200
1.00	15569	Small Tools & Equip-Shingle Creek	211025	5415182100	NR	NR	1,000
1.00	14216	Small Tools & Equipment-All Regions	202000	5415182100	NR	NR	14,000
2.00		Total 541400 - Oper Expense - Tools/Equipment/PPE					\$15,000

LAND STEWARDSHIP

AA11 EQUIPMENT & INFRASTRUCTURE MAINTENANCE

Qty	Item	Name	Fund	FundCenter	Fund Prg	Grant	Amount
1.00	13337	Equip, Parts & Supplies - All Regions	214001	5415182100	NR	2144	65,000
1.00		Total 541500 - Oper Expense - Parts and Supplies					\$65,000
1.00	15792	Shingle Creek Fleet	211025	5111172000	NR	NR	700
1.00		Total 541502 - Oper Expense - Parts,Supp - Fleet					\$700
1.00	15570	Equipment Rental - CREW	211004	5415182100	NR	NR	15,000
1.00	13293	Equipment Rental - East Coast	214001	5415182100	NR	2144	5,000
1.00	14221	Equipment Rental-Upper Lakes	214001	5415182100	NR	2144	8,000
3.00		Total 541600 - Oper Expense - Rent/Lease Equipment					\$28,000
1.00	15579	Electric-Echerd Youth	214001	5415182100	NR	2144	4,200
1.00	13662	Electrical Services - All Regions	214001	5415182100	NR	2144	30,000
2.00		Total 543701 - Oper Expense - Electrical Service					\$34,200
1.00	46784	Prior Yr Fencing Expenses for Grant 95	412000	2010106100	NR	NR	182,203
1.00		Total 589300 - Capital Outlay - Equipment					\$182,203
		Total EQUIPMENT & INFRASTRUCTURE MAINTENANCE					\$1,839,283

LAND STEWARDSHIP

AA12 MECHANICAL VEGETATION CONTROL

Qty	Item	Name	Fund	FundCenter	Fund Prg	Grant	Amount
2.00		Total 510100 - Salaries and Wages - Regular					\$117,816
2.00		Total 520900 - Fringe Benefits - FICA Taxes Employer Share					\$9,074
2.00		Total 521010 - Fringe Benefits - FRS Retirement Contrib					\$17,133
2.00		Total 521110 - Fringe Benefits - Medical Insurance					\$32,773
2.00		Total 521120 - Fringe Benefits - Dental Insurance					\$2,440
2.00		Total 521130 - Fringe Benefits - Vision Insurance					\$274
2.00		Total 521140 - Fringe Benefits - Accidental Death Dismemberment					\$28
2.00		Total 521150 - Fringe Benefits - Long-Term Disability					\$400
2.00		Total 521160 - Fringe Benefits - Life Insurance					\$488
1.00	27141	Road Maintenance - CREW	214001	5415182100	NR	2144	4,625
1.00	46851	Road Maintenance - CREW	204001	5415182100	NR	NR	1,875
2.00		Total 530116 - Cont Serv - Road Grading Services					\$6,500
1.00	46526	8.5 SMA Mod-Mowing	202002	5415182100	NR	3003	10,000
1.00	46101	LRWRP FW3-Upland Restoration	202000	5415182100	NR	NR	40,000
1.00	24678	Mowing - C139 (Non Proj)	204000	5415182100	NR	NR	20,000
1.00	15536	Veg Mgmt - Bellalago	211001	5415182100	NR	NR	5,000
1.00	15543	Veg Mgmt - Grassy Island(Grant 87)	213000	5415182100	NR	87	25,000
1.00	15538	Veg Mgmt - Lake Marion/Reedy Creek	211025	5415182100	NR	NR	40,000
1.00	15535	Veg Mgmt - Shingle Creek	211025	5415182100	NR	NR	10,000
1.00	24671	Veg Mgmt - Site 1 (Grant 85)	213000	5415182100	NR	85	75,000
1.00	15537	Veg Mgmt - Southern Glades	211026	5415182100	NR	NR	38,000
1.00	15047	Veg Mgt- East Coast Region	204000	5415182100	NR	NR	20,000
1.00	14189	Veg Mgt- Kiss River Region	204000	5415182100	NR	NR	15,000
1.00	14190	Veg Mgt- Upper Lakes	214001	5415182100	NR	2144	30,000
1.00	22714	Vegetation Mgmt - Echerd & Lemkin	204000	5415182100	NR	NR	10,000

LAND STEWARDSHIP

AA12 MECHANICAL VEGETATION CONTROL

Qty	Item	Name	Fund	FundCenter	Fund Prg	Grant	Amount
1.00	16197	Vegetation Mgmt- Rolling Meadows	211023	5415182100	NR	NR	10,000
1.00	24701	Vegetation Mgmt-Frog Pond	225000	5415182100	NR	NR	5,000
1.00	15554	Vegetation Mgmt-Nubbin Slough	214001	5415182100	NR	2144	5,000
1.00	15552	Vegetation Mgmt-Southern Glades	225000	5415182100	NR	NR	15,000
17.00		Total 530200 - Cont Serv - Land Management					\$373,000
1.00	46102	C111 Normal-Exotic Plant Control (NR)	202000	5415182100	NR	NR	25,000
1.00	46103	NEEP Boma FEB-Veg Mngt (NR)	202000	5415182100	NR	NR	50,000
2.00		Total 530301 - Cont Serv - Terrestrial Spraying					\$75,000
1.00	46104	8.5 SMA Mod-Mechanical Veg Mgmt (NR)	202000	5415182100	NR	NR	10,000
1.00	46105	BBSEER Lands-Mechanical Veg Mgmt (NR)	202000	5415182100	NR	NR	10,000
1.00	46106	BBSEER N LK-Mechanical Veg Mgmt (NR)	202000	5415182100	NR	NR	10,000
1.00	46107	BCWPA C9-Mechanical Veg Mgmt (NR)	202000	5415182100	NR	NR	10,000
1.00	46527	C111 Spreader-Mechanical Veg Mgmt	202002	5415182100	NR	3006	5,000
1.00	45991	C111 Spreader-Mechanical Veg Mgmt	202000	5415182100	NR	NR	5,000
1.00	45992	C43 Ease Maint-Mechanical Veg Mgmt (NR)	202000	5415182100	NR	NR	75,000
1.00	45993	EverMgmt Area-Mechanical Veg Mgmt	202000	5415182100	NR	NR	5,000
1.00	45994	IRL C23/24 STA-Mechanical Veg Mgmt	202000	5415182100	NR	NR	30,000
1.00	45995	LAND Allapattah-WILL Mech Veg Mgmt	202000	5415182100	NR	NR	5,000
1.00	45996	LAND Pal W-Mechanical Veg Mgmt	202000	5415182100	NR	NR	10,000
1.00	45998	LOWRP LAND-Mechanical Veg Mgmt	202000	5415182100	NR	NR	40,000
1.00	45999	LRWRP FW3-Mechanical Veg Mgmt	202000	5415182100	NR	NR	30,000
1.00	45997	Lksd R STA PH2 S-Mechanical Veg Mgmt	202000	5415182100	NR	NR	50,000
1.00	46000	NEEP Hicpo PH1-Mechanical Veg Mgmt	202000	5415182100	NR	NR	20,000
1.00	46001	PBC Ag Reserve-Mechanical Veg Mgmt	202000	5415182100	NR	NR	5,000
1.00	46002	Site 1 Imp PH1-Mechanical Veg Mgmt	202000	5415182100	NR	NR	100,000
1.00	46003	Strazzulla-Mechanical Veg Mgmt	202000	5415182100	NR	NR	5,000
18.00		Total 530400 - Cont Serv - Mechanical Aquatic Harvesting					\$425,000
		Total MECHANICAL VEGETATION CONTROL					\$1,059,926

LAND STEWARDSHIP

AC06	TAXES		Fund	FundCenter	Fund Prg	Grant	Amount
Qty	Item	Name					
.25	Total	510100 - Salaries and Wages - Regular					\$20,743
.25	Total	520900 - Fringe Benefits - FICA Taxes Employer Share					\$1,587
.25	Total	521010 - Fringe Benefits - FRS Retirement Contrib					\$2,827
.25	Total	521110 - Fringe Benefits - Medical Insurance					\$4,096
.25	Total	521120 - Fringe Benefits - Dental Insurance					\$305
.25	Total	521130 - Fringe Benefits - Vision Insurance					\$34
.25	Total	521140 - Fringe Benefits - Accidental Death Dismemberment					\$4
.25	Total	521150 - Fringe Benefits - Long-Term Disability					\$50
.25	Total	521160 - Fringe Benefits - Life Insurance					\$64
1.00	16038	Contractual Obligations	204001	3510144000	NR	NR	588,000
1.00	Total	530900 - Cont Serv - Professional					\$588,000
1.00	32025	Contractual Obligations	214001	3510144000	NR	2144	900,000
1.00	Total	543640 - Oper Expense - Property Taxes Paid for District Property					\$900,000
1.00	16129	PILT-Glades	222000	3510144000	NR	95	56,041
1.00	17130	PILT-Hendry	204000	3510144000	NR	NR	129,000
1.00	24680	PILT-Hendry	213000	3510144000	NR	87	50,000
1.00	15588	PILT-Hendry	214001	3510144000	NR	2144	78,590
1.00	15275	PILT-Hendry	222000	3510144000	NR	95	41,702
1.00	15273	PILT-Highland	204000	3510144000	NR	NR	2,767
1.00	15274	PILT-Okeechobee	204000	3510144000	NR	NR	11,297
7.00	Total	543645 - Oper Expense - Payment In Lieu of Taxes (PILT)					\$369,397
	Total	TAXES					\$1,887,107

LAND STEWARDSHIP

AC07 ADMINISTRATION

Qty	Item	Name	Fund	FundCenter	Fund Prg	Grant	Amount
14.70	Total	510100 - Salaries and Wages - Regular					\$1,389,368
14.70	Total	520900 - Fringe Benefits - FICA Taxes Employer Share					\$107,485
14.70	Total	521010 - Fringe Benefits - FRS Retirement Contrib					\$241,086
14.70	Total	521110 - Fringe Benefits - Medical Insurance					\$258,492
14.70	Total	521120 - Fringe Benefits - Dental Insurance					\$17,934
14.70	Total	521130 - Fringe Benefits - Vision Insurance					\$2,014
14.70	Total	521140 - Fringe Benefits - Accidental Death Dismemberment					\$221
14.70	Total	521150 - Fringe Benefits - Long-Term Disability					\$2,940
14.70	Total	521160 - Fringe Benefits - Life Insurance					\$3,738
1.00	15783	Contractual Expenses	101000	3510144000	NR	NR	25,000
1.00	Total	530100 - Cont Serv - External Provider					\$25,000
1.00	16068	Advertising for Leases & Surplus	202000	3510144000	NR	NR	8,000
1.00	Total	530105 - Cont Serv - Advertising Services					\$8,000
1.00	14293	Maintenance and Repairs	204001	3510144000	NR	NR	200,000
1.00	Total	530600 - Cont Serv - Maintenance and Repairs					\$200,000
1.00	13353	Records Prep/Retention/Recordation	202000	3510144000	NR	NR	1,350
1.00	15060	Title Info Service	101000	3510144000	NR	NR	45,000
1.00	13356	Title Services/Other County Records	202000	3510144000	NR	NR	4,050
3.00	Total	530900 - Cont Serv - Professional					\$50,400
1.00	15587	Appraisals (Leasing & Surplus)	204001	3510144000	NR	NR	39,424

LAND STEWARDSHIP

AC07 ADMINISTRATION

Qty	Item	Name	Fund	FundCenter	Fund Prg	Grant	Amount
1.00	46852	Appraisals (Leasing & Surplus)	202000	3510144000	NR	NR	63,670
1.00	15456	Appraisals (Leasing & Surplus)	204000	3510144000	NR	NR	6,400
1.00	15458	Appraisals (Leasing & Surplus)	222000	3510144000	NR	95	200
4.00		Total 530921 - Cont Serv - Non Capital Appraisal Fees					\$109,694
1.00	15455	Environmental Assessment for Leases	204000	3510144000	NR	NR	3,000
1.00	15589	Environmental Assessment for Leases	202000	3510144000	NR	NR	25,000
2.00		Total 530922 - Cont Serv - Non Capital Env Risk Assessment					\$28,000
1.00	16296	Waste & Stormwater Fees	204001	3510144000	NR	NR	7,000
1.00		Total 531103 - Cont Serv - Waste Disposal Services					\$7,000
1.00	13733	Parts, Supplies & Expense - Office	101000	3510144000	NR	NR	2,705
1.00		Total 541510 - Oper Expense - Parts,Supp - Office					\$2,705
1.00	13734	Appraisal License Renewal	101000	3510144000	NR	NR	2,974
1.00		Total 541900 - Oper Expense - Other					\$2,974
1.00	15687	Business Travel	101000	3510144000	NR	NR	2,839
1.00		Total 542100 - Oper Expense - District Travel					\$2,839
1.00	13732	Memberships & Dues	101000	3510144000	NR	NR	1,620
1.00		Total 542310 - Oper Expense - Memberships, Dues and Fees					\$1,620
1.00	33569	Appraisals	404000	3510144000	NR	NR	117,425
1.00		Total 580014 - Capital Outlay - Land Acquisition Associated Costs					\$117,425
		Total ADMINISTRATION					\$2,578,935

LAND STEWARDSHIP

AV02 EQUIPMENT & INFRASTRUCTURE MAINTENANCE - FLEET

Qty	Item	Name	Fund	FundCenter	Fund Prg	Grant	Amount
2.10	Total	510100 - Salaries and Wages - Regular					\$127,058
2.10	Total	520900 - Fringe Benefits - FICA Taxes Employer Share					\$9,720
2.10	Total	521010 - Fringe Benefits - FRS Retirement Contrib					\$17,871
2.10	Total	521110 - Fringe Benefits - Medical Insurance					\$34,408
2.10	Total	521120 - Fringe Benefits - Dental Insurance					\$2,562
2.10	Total	521130 - Fringe Benefits - Vision Insurance					\$286
2.10	Total	521140 - Fringe Benefits - Accidental Death Dismemberment					\$35
2.10	Total	521150 - Fringe Benefits - Long-Term Disability					\$420
2.10	Total	521160 - Fringe Benefits - Life Insurance					\$521
1.00	17314	Equip & Infrastructure Maint - Fleet	214001	5110171100	NR	2144	70,955
1.00	17355	Equip & Infrastructure Maint - Fleet	214001	5111172000	NR	2144	3,333
1.00	17819	Equip/Infrast Maint-Fleet	214001	5111172000	NR	2144	1,115
1.00	17335	Equip & Infrastructure Maint - Fleet	214001	5210173100	NR	2144	5,219
1.00	17344	Equip & Infrastructure Maint - Fleet	214001	5211174000	NR	2144	8,303
1.00	17352	Restoration & Monitoring - Fleet	214001	5211174000	NR	2144	2,185
1.00	17291	Equip & Infrastructure Maint - Fleet	202000	5311176000	NR	NR	6,295
1.00	17287	Equip & Infrastructure Maint - Fleet	214001	5312177000	NR	2144	632
8.00	Total	530608 - Cont Serv - Maint & Repairs - Vehicles					\$98,037
1.00	17451	Equip & Infrastructure Maint - Fleet	214001	5110171100	NR	2144	76
1.00	Total	531103 - Cont Serv - Waste Disposal Services					\$76
1.00	15447	Equip & Infrastructure Maint - Fleet	214001	5110171100	NR	2144	67,421
1.00	15615	Equip & Infrastructure Maint - Fleet	214001	5110171100	NR	2144	19,324
1.00	15440	Equip & Infrastructure Maint - Fleet	214001	5111172000	NR	2144	3,000

LAND STEWARDSHIP

AV02 EQUIPMENT & INFRASTRUCTURE MAINTENANCE - FLEET

Qty	Item	Name	Fund	FundCenter	Fund Prg	Grant	Amount
1.00	15441	Equip & Infrastructure Maint - Fleet	214001	5210173100	NR	2144	4,753
1.00	15408	Equip & Infrastructure Maint - Fleet	214001	5211174000	NR	2144	4,409
1.00	15409	Equip & Infrastructure Maint - Fleet	202000	5311176000	NR	NR	3,679
1.00	15410	Equip & Infrastructure Maintenance	214001	5312177000	NR	2144	11,605
1.00	15616	Equip & Infrastructure Maintenance	214001	5312177000	NR	2144	13,540
8.00		Total 540030 - Oper Expense - Inventory Other Fuels					\$127,731
1.00	17496	Equip & Infrastructure Maint - Fleet	214001	5110171100	NR	2144	2,644
1.00	30642	Equip & Infrastructure Maint - Fleet	214001	5111172000	NR	2144	800
2.00		Total 540040 - Oper Expense - Inventory Oils/Lubricants/Solvents					\$3,444
1.00	30641	Equip & Infrastructure Maint - Fleet	214001	5111172000	NR	2144	200
1.00		Total 540050 - Oper Expense - Inventory Parts and Supplies					\$200
1.00	17771	Equip & Infrastructure Maint - Fleet	214001	5110171100	NR	2144	70,285
1.00	17820	Equip & Infrastructure Maint - Fleet	214001	5111172000	NR	2144	17,985
1.00	17796	Equip & Infrastructure Maint - Fleet	214001	5210173100	NR	2144	4,245
1.00	17807	Equip & Infrastructure Maint - Fleet	214001	5211174000	NR	2144	15,129
1.00	17815	Restoration & Monitoring - Fleet	214001	5211174000	NR	2144	4,010
1.00	17745	Equip & Infrastructure Maint - Fleet	202000	5311176000	NR	NR	6,987
1.00	17741	Equip & Infrastructure Maint - Fleet	214001	5312177000	NR	2144	1,451
7.00		Total 541502 - Oper Expense - Parts,Supp - Fleet					\$120,092
1.00	30643	Equip & Infrastructure Maint - Fleet	202000	5111172000	NR	NR	200
1.00		Total 543800 - Oper Expense - Freight					\$200
		Total EQUIPMENT & INFRASTRUCTURE MAINTENANCE - FLEET					\$542,661

LAND STEWARDSHIP

AV99 LAND STEWARDSHIP FLEET OVERHEAD

Qty	Item	Name	Fund	FundCenter	Fund Prg	Grant	Amount
1.00	17471	Land Stewardship Fleet Overhead	202000	5111172000	NR	NR	14
1.00	17460	Land Stewardship Fleet Overhead	202000	5210173100	NR	NR	4
1.00	17465	Land Stewardship Fleet Overhead	202000	5211174000	NR	NR	22
3.00		Total 531103 - Cont Serv - Waste Disposal Services					\$40
1.00	17514	Land Stewardship Fleet Overhead	202000	5111172000	NR	NR	499
1.00	17504	Land Stewardship Fleet Overhead	202000	5210173100	NR	NR	149
1.00	17508	Land Stewardship Fleet Overhead	202000	5211174000	NR	NR	749
3.00		Total 540040 - Oper Expense - Inventory Oils/Lubricants/Solvents					\$1,397
1.00	17529	G-420S Electric Pump #4	202000	5110171100	NR	NR	151
1.00	17536	Land Stewardship Fleet Overhead	202000	5111172000	NR	NR	29
1.00	17532	Land Stewardship Fleet Overhead	202000	5210173100	NR	NR	9
1.00	17534	Land Stewardship Fleet Overhead	202000	5211174000	NR	NR	43
4.00		Total 541100 - Oper Expense - Books/Subscriptions					\$232
1.00	17691	Land Stewardship Fleet Overhead	202000	5110171100	NR	NR	906
1.00	17726	Land Stewardship Fleet Overhead	202000	5111172000	NR	NR	171
1.00	17708	Land Stewardship Fleet Overhead	202000	5210173100	NR	NR	51
1.00	17717	Land Stewardship Fleet Overhead	202000	5211174000	NR	NR	256
4.00		Total 541400 - Oper Expense - Tools/Equipment/PPE					\$1,384
1.00	17795	Land Stewardship Fleet Overhead	202000	5210173100	NR	NR	812
1.00	17806	Land Stewardship Fleet Overhead	202000	5211174000	NR	NR	1,109
2.00		Total 541502 - Oper Expense - Parts,Supp - Fleet					\$1,921
		Total LAND STEWARDSHIP FLEET OVERHEAD					\$4,974

LAND STEWARDSHIP

AZ00 LAND STEWARDSHIP PROGRAM SUPPORT

Qty	Item	Name	Fund	FundCenter	Fund Prg	Grant	Amount
10.45		Total	510100	-	Salaries and Wages - Regular		\$928,198
10.45		Total	520900	-	Fringe Benefits - FICA Taxes Employer Share		\$71,008
10.45		Total	521010	-	Fringe Benefits - FRS Retirement Contrib		\$141,288
10.45		Total	521110	-	Fringe Benefits - Medical Insurance		\$175,996
10.45		Total	521120	-	Fringe Benefits - Dental Insurance		\$12,749
10.45		Total	521130	-	Fringe Benefits - Vision Insurance		\$1,434
10.45		Total	521140	-	Fringe Benefits - Accidental Death Dismemberment		\$163
10.45		Total	521150	-	Fringe Benefits - Long-Term Disability		\$2,090
10.45		Total	521160	-	Fringe Benefits - Life Insurance		\$2,661
1.00	12732	Survey Services (Land Mgmt/Real Estate)	202000	5513142700	NR	NR	40,000
1.00		Total	530100	-	Cont Serv - External Provider		\$40,000
1.00	45805	Green Heart-Boundary Survey	101000	5415182100	NR	NR	175,000
1.00		Total	530202	-	Cont Serv - Surveying Services		\$175,000
1.00	13727	Maintenance & Repair (Survey)	101000	5513142700	NR	NR	1,620
1.00	12298	Maintenance & Repair (Survey)	202000	5513142700	NR	NR	2,800
2.00		Total	530600	-	Cont Serv - Maintenance and Repairs		\$4,420
1.00	26017	Aircraft Fuel	101000	2110108500	NR	NR	40,000
1.00		Total	540030	-	Oper Expense - Inventory Other Fuels		\$40,000
1.00	18245	Engine Maintenance Manuals	101000	2110108500	NR	NR	480
1.00	18199	Sectional Navigational Charts	101000	2110108500	NR	NR	230

LAND STEWARDSHIP

AZ00 LAND STEWARDSHIP PROGRAM SUPPORT

Qty	Item	Name	Fund	FundCenter	Fund Prg	Grant	Amount
1.00	18201	XM Satellite Renewal	101000	2110108500	NR	NR	1,205
3.00		Total 541100 - Oper Expense - Books/Subscriptions					\$1,915
1.00	18242	Uniforms	101000	2110108500	NR	NR	500
1.00	24681	District Uniforms	202000	5513142700	NR	NR	1,000
1.00	24682	Tools & Equipment	202000	5513142700	NR	NR	1,000
1.00	11981	Tools & Equipment	202000	5513142700	NR	NR	5,714
4.00		Total 541400 - Oper Expense - Tools/Equipment/PPE					\$8,214
1.00	18225	Parts & Supplies	101000	2110108500	NR	NR	16,642
1.00	20017	Parts, Supplies & Expense - Office	202000	5513142700	NR	NR	900
2.00		Total 541500 - Oper Expense - Parts and Supplies					\$17,542
1.00	15762	Office Supplies - all regions	202000	5415181900	NR	NR	1,579
1.00	15733	Office Supplies - all regions	202000	5415182100	NR	NR	2,000
2.00		Total 541510 - Oper Expense - Parts,Supp - Office					\$3,579
.50	13652	Pilot Physicals	101000	2114308300	NR	NR	207
.50		Total 541900 - Oper Expense - Other					\$207
1.00	20023	Conference Registrations	202000	5601220100	NR	NR	1,350
1.00		Total 542000 - Oper Expense - Conference Registrations					\$1,350
1.00	15204	Business Travel-Program Wide	204000	5415181900	NR	NR	3,000
1.00	18210	Business Travel - Survey & Mapping	202000	5601220100	NR	NR	271
2.00		Total 542100 - Oper Expense - District Travel					\$3,271
1.00	20018	Travel for Training	202000	5601220100	NR	NR	900
1.00		Total 542300 - Oper Expense - Travel for Training					\$900
1.00	18230	Bell Helicopter Recurrent Training	101000	2110108500	NR	NR	14,580
1.00		Total 542400 - Oper Expense - Professional Licenses					\$14,580

LAND STEWARDSHIP

AZ00 LAND STEWARDSHIP PROGRAM SUPPORT

Qty	Item	Name	Fund	FundCenter	Fund Prg	Grant	Amount
1.00	14235	CSX Transportation DOT628048R	204000	5415182100	NR	NR	929
1.00	13247	Permits and Fees	204000	5415182100	NR	NR	4,016
2.00		Total	543301	-	Oper Expense - Permits & Fees		\$4,945
		Total			LAND STEWARDSHIP PROGRAM SUPPORT		\$1,651,510

OPERATIONS & MAINTENANCE

CA01 COMMUNICATION AND CONTROL SYSTEMS

Qty	Item	Name	Fund	FundCenter	Fund Prg	Grant	Amount
2.50	Total	510100 - Salaries and Wages - Regular					\$244,159
2.50	Total	520900 - Fringe Benefits - FICA Taxes Employer Share					\$20,167
2.50	Total	521010 - Fringe Benefits - FRS Retirement Contrib					\$39,933
2.50	Total	521110 - Fringe Benefits - Medical Insurance					\$41,441
2.50	Total	521120 - Fringe Benefits - Dental Insurance					\$3,050
2.50	Total	521130 - Fringe Benefits - Vision Insurance					\$342
2.50	Total	521140 - Fringe Benefits - Accidental Death Dismemberment					\$40
2.50	Total	521150 - Fringe Benefits - Long-Term Disability					\$500
2.50	Total	521160 - Fringe Benefits - Life Insurance					\$642
1.00	30681	SB1638 Tower Repair Program	214001	5613222000	100974	2144	230,000
1.00	Total	530100 - Cont Serv - External Provider					\$230,000
1.00	14017	Microwave Parts	202000	2216118000	NR	NR	175,000
1.00	Total	541500 - Oper Expense - Parts and Supplies					\$175,000
1.00	41541	BCB Communication System Improvements	403000	5613222000	101074	NR	1,462,203
1.00	17155	BCB Communication System Improvements	403000	5613222000	101074	NR	1,537,797
2.00	Total	580100 - Capital Outlay - Buildings					\$3,000,000
	Total	COMMUNICATION AND CONTROL SYSTEMS					\$3,755,274

OPERATIONS & MAINTENANCE

CA02	PUMP STATION MODIFICATION/REPAIR				Fund	FundCenter	Fund Prg	Grant	Amount
Qty	Item	Name							
8.20		Total	510100	- Salaries and Wages - Regular					\$881,163
8.20		Total	520900	- Fringe Benefits - FICA Taxes Employer Share					\$67,476
8.20		Total	521010	- Fringe Benefits - FRS Retirement Contrib					\$139,223
8.20		Total	521110	- Fringe Benefits - Medical Insurance					\$134,370
8.20		Total	521120	- Fringe Benefits - Dental Insurance					\$10,004
8.20		Total	521130	- Fringe Benefits - Vision Insurance					\$1,126
8.20		Total	521140	- Fringe Benefits - Accidental Death Dismemberment					\$135
8.20		Total	521150	- Fringe Benefits - Long-Term Disability					\$1,640
8.20		Total	521160	- Fringe Benefits - Life Insurance					\$2,108
1.00	33513	SB1638 Dist Wide Arc Flash Prevent Prog			214001	5613222000	101252	2144	150,000
1.00		Total	530100	- Cont Serv - External Provider					\$150,000
1.00	41088	SB1638 S-7 Pump Station Refurbishment			214001	5613222000	101250	2144	420,000
1.00		Total	530600	- Cont Serv - Maintenance and Repairs					\$420,000
1.00	46802	Pump & Engine Overhaul Progm C&SF WPBFS			202000	5210173100	101366	NR	94,000
1.00	46804	Pump & Engine Overhaul Prog C&SF Clew FS			202000	5211174000	101366	NR	911,000
1.00	46807	Pump & Engine Overhaul Prog C&SF Mia FS			202000	5310175100	101366	NR	570,000
1.00	46808	Pump & Engine Overhaul Prog C&SF HMS FS			202000	5311176000	101366	NR	835,000
1.00	46806	Pump & Engine Overhaul Prog C&SF FTL FS			202000	5312177000	101366	NR	345,000
5.00		Total	541512	- Oper Expense - Parts and Supplies Water Control Structure					\$2,755,000

OPERATIONS & MAINTENANCE

CA02 PUMP STATION MODIFICATION/REPAIR

Qty	Item	Name	Fund	FundCenter	Fund Prg	Grant	Amount
1.00	33511	SB1638 Picayune Command & Control Ctr	424001	5613222000	101411	2144	1,550,000
1.00		Total 580720 - Capital Outlay - AUC Design/Engineering Contracts					\$1,550,000
1.00	46910	G-6A Pump Station	402000	5613222000	101173	NR	2,500
1.00	46842	G-6A Pump Station	401000	5613222000	101173	NR	13,529,726
1.00	46908	G-6A Pump Station	406000	5613222000	101173	NR	3,279,856
1.00	46907	G-6A Pump Station	401003	5613222000	101173	NR	856,198
1.00	46906	G-6A Pump Station	402000	5613222000	101173	NR	2,987,433
1.00	46813	G-6A Pump Station	402000	5613222000	101173	NR	14,264,678
1.00	46817	G-6A Pump Station	401000	5613222000	101173	NR	1,154,485
1.00	46909	G-6A Pump Station	406003	5613222000	101173	NR	1,500,170
1.00	46853	G-6A Pump Station	401000	5613222000	101173	NR	50,000
1.00	46854	G-6A Pump Station	402000	5613222000	101173	NR	1,988,724
1.00	46905	G-6A Pump Station	401000	5613222000	101173	NR	31,500
1.00	46939	S-25 and S-26 Pumps and Generators	402000	5613222000	101354	NR	1,305,000
1.00	46938	S-9 Engine and Pump Overhaul	402000	5613222000	NR	NR	4,500,000
1.00	46848	SB1638 G-420 & S-127 PS Cont Panel Upgrd	424001	5613222000	101411	2144	1,497,010
1.00	34044	SB1638 G-539 PS - Pump Replace	424001	5613222000	101286	2144	2,550,000
15.00		Total 580800 - Capital Outlay - Water Control Structures					\$49,497,280
		Total PUMP STATION MODIFICATION/REPAIR					\$55,609,525

OPERATIONS & MAINTENANCE

CA03 PROJ CULVERT REPL/MODIFICATION

Qty	Item	Name	Fund	FundCenter	Fund Prg	Grant	Amount
1.80	Total	510100 - Salaries and Wages - Regular					\$163,178
1.80	Total	520900 - Fringe Benefits - FICA Taxes Employer Share					\$14,111
1.80	Total	521010 - Fringe Benefits - FRS Retirement Contrib					\$25,146
1.80	Total	521110 - Fringe Benefits - Medical Insurance					\$29,496
1.80	Total	521120 - Fringe Benefits - Dental Insurance					\$2,196
1.80	Total	521130 - Fringe Benefits - Vision Insurance					\$247
1.80	Total	521140 - Fringe Benefits - Accidental Death Dismemberment					\$30
1.80	Total	521150 - Fringe Benefits - Long-Term Disability					\$360
1.80	Total	521160 - Fringe Benefits - Life Insurance					\$462
	Total	PROJ CULVERT REPL/MODIFICATION					\$235,226

OPERATIONS & MAINTENANCE

CA04 STRUCTURE/BRIDGE MODIFICATION/REPAIR

Qty	Item	Name	Fund	FundCenter	Fund Prg	Grant	Amount
7.20		Total	510100	-	Salaries and Wages - Regular		\$710,129
1.00		Total	511100	-	Salaries and Wages - Overtime		\$3,530
8.20		Total	520900	-	Fringe Benefits - FICA Taxes Employer Share		\$55,489
8.20		Total	521010	-	Fringe Benefits - FRS Retirement Contrib		\$106,945
7.20		Total	521110	-	Fringe Benefits - Medical Insurance		\$118,459
7.20		Total	521120	-	Fringe Benefits - Dental Insurance		\$8,784
7.20		Total	521130	-	Fringe Benefits - Vision Insurance		\$987
7.20		Total	521140	-	Fringe Benefits - Accidental Death Dismemberment		\$119
7.20		Total	521150	-	Fringe Benefits - Long-Term Disability		\$1,440
7.20		Total	521160	-	Fringe Benefits - Life Insurance		\$1,842
1.00	19260	SB1638 Fall Protection Improvements	214001	5613222000	100788	2144	150,000
1.00	41089	SB1638 Gate Hoist Conversion Project	214001	5613222000	101267	2144	800,000
2.00		Total	530600	-	Cont Serv - Maintenance and Repairs		\$950,000
1.00	41094	Golden Gate #5 Replacement	403000	5613222000	NR	NR	650,000
1.00	41524	Henderson Creek HC1 and HC1A	403000	5613222000	NR	NR	300,000
1.00	41093	Upper Faka Union Replace (FU#5, 6, & 7)	403000	5613222000	NR	NR	500,000
3.00		Total	580720	-	Capital Outlay - AUC Design/Engineering Contracts		\$1,450,000
1.00	41095	BCB Gordon River Structure Replacement	403004	5613222000	NR	NR	1,000,000
1.00	41096	BCB Palm River Structure Replacement	403004	5613222000	NR	NR	1,000,000
1.00	30047	I-75 #2 Weir Replacement	403000	5613222000	101345	NR	2,550,000
1.00	46937	S-193 N/L Lakeside Gate Replacement	402000	5613222000	101291	NR	1,320,000
4.00		Total	580800	-	Capital Outlay - Water Control Structures		\$5,870,000

OPERATIONS & MAINTENANCE

CA04 STRUCTURE/BRIDGE MODIFICATION/REPAIR

Qty	Item	Name	Fund	FundCenter	Fund Prg	Grant	Amount
1.00	15604	O&M Capital Contingency	202000	9999999899	NR	NR	10,000,000
1.00		Total	590010	-	Reserves - Contingency		\$10,000,000
		Total	STRUCTURE/BRIDGE MODIFICATION/REPAIR				\$19,277,724

OPERATIONS & MAINTENANCE

CA05	O&M FACILITY CONSTRUCTION/IMPROVEMENTS							
Qty	Item	Name	Fund	FundCenter	Fund Prg	Grant	Amount	
5.50		Total	510100	-	Salaries and Wages - Regular		\$518,657	
5.50		Total	520900	-	Fringe Benefits - FICA Taxes Employer Share		\$39,680	
5.50		Total	521010	-	Fringe Benefits - FRS Retirement Contrib		\$71,675	
5.50		Total	521110	-	Fringe Benefits - Medical Insurance		\$90,121	
5.50		Total	521120	-	Fringe Benefits - Dental Insurance		\$6,710	
5.50		Total	521130	-	Fringe Benefits - Vision Insurance		\$752	
5.50		Total	521140	-	Fringe Benefits - Accidental Death Dismemberment		\$83	
5.50		Total	521150	-	Fringe Benefits - Long-Term Disability		\$1,100	
5.50		Total	521160	-	Fringe Benefits - Life Insurance		\$1,380	
1.00	46827	Flight Operations Facility	202000	5613222000	101325	NR	5,478,664	
1.00	46825	Flight Operations Facility	101000	5613222000	101325	NR	4,002,031	
2.00		Total	530600	-	Cont Serv - Maintenance and Repairs		\$9,480,695	
1.00	46826	Flight Operations Facility	401000	5613222000	101325	NR	776,260	
1.00	46824	Flight Operations Facility	410000	5613222000	101325	NR	1,557	
2.00		Total	580100	-	Capital Outlay - Buildings		\$777,817	
1.00	41092	SB1638 West Palm Beach FS Modifications	424001	5613222000	101095	2144	2,744,280	
1.00		Total	580720	-	Capital Outlay - AUC Design/Engineering Contracts		\$2,744,280	
1.00	27083	SB1638 Underground Storage Tank Replace	424001	5613222000	101258	2144	4,920,000	
1.00		Total	580800	-	Capital Outlay - Water Control Structures		\$4,920,000	
		Total	O&M FACILITY CONSTRUCTION/IMPROVEMENTS					\$18,652,950

OPERATIONS & MAINTENANCE

CA07 CANAL/LEVEE MAINT/CANAL CONVEYANCE

Qty	Item	Name	Fund	FundCenter	Fund Prg	Grant	Amount
6.90	Total	510100 - Salaries and Wages - Regular					\$512,443
6.90	Total	520900 - Fringe Benefits - FICA Taxes Employer Share					\$40,120
6.90	Total	521010 - Fringe Benefits - FRS Retirement Contrib					\$76,510
6.90	Total	521110 - Fringe Benefits - Medical Insurance					\$113,064
6.90	Total	521120 - Fringe Benefits - Dental Insurance					\$8,418
6.90	Total	521130 - Fringe Benefits - Vision Insurance					\$946
6.90	Total	521140 - Fringe Benefits - Accidental Death Dismemberment					\$106
6.90	Total	521150 - Fringe Benefits - Long-Term Disability					\$1,380
6.65	Total	521160 - Fringe Benefits - Life Insurance					\$1,634
1.00	35507	Canal Condition Assement Prg (Yr 2 of 5)	203000	6180238000	NR	NR	700,000
1.00	Total	530100 - Cont Serv - External Provider					\$700,000
1.00	46812	Dredge & Bank Stabilization Program	202000	5110171100	101047	NR	400,000
1.00	30722	BCB Canal Improvements	203000	5613222000	NR	NR	500,000
1.00	33527	Corkscrew Canal Headwater Improvements	203000	5613222000	NR	NR	350,000
1.00	42001	FWC Manatee Mitigation	214001	5613222000	NR	NR	508,000
1.00	16037	SB1638 Dredge & Bank Stabilization	214001	5613222000	101047	2144	400,000
1.00	46850	SB1638 L-8 Dupuis Canal Backfill	214001	5613222000	NR	2144	3,000,000
6.00	Total	530600 - Cont Serv - Maintenance and Repairs					\$5,158,000
1.00	42000	FDEM H. Ian Repairs	424001	5613222000	NR	NR	145,326
1.00	41999	FEMA H. Ian Repairs	424002	5613222000	NR	NR	2,615,851
1.00	41998	NRCS PBC/Osc/Polk Chnl Stbl (H. Ian)	424002	5613222000	101414	NR	1,478,279
3.00	Total	580800 - Capital Outlay - Water Control Structures					\$4,239,456
CANAL/LEVEE MAINT/CANAL CONVEYANCE							\$10,852,077

OPERATIONS & MAINTENANCE

CA07 CANAL/LEVEE MAINT/CANAL CONVEYANCE

<u>Qty</u>	<u>Item</u>	<u>Name</u>	<u>Fund</u>	<u>FundCenter</u>	<u>Fund Prg</u>	<u>Grant</u>	<u>Amount</u>
		Total					

OPERATIONS & MAINTENANCE

CA24 STRUCTURE INSPECTIONS

Qty	Item	Name	Fund	FundCenter	Fund Prg	Grant	Amount
10.60	Total	510100 - Salaries and Wages - Regular					\$1,037,649
10.60	Total	520900 - Fringe Benefits - FICA Taxes Employer Share					\$79,379
10.60	Total	521010 - Fringe Benefits - FRS Retirement Contrib					\$141,431
10.60	Total	521110 - Fringe Benefits - Medical Insurance					\$176,542
10.60	Total	521120 - Fringe Benefits - Dental Insurance					\$12,932
10.60	Total	521130 - Fringe Benefits - Vision Insurance					\$1,451
10.60	Total	521140 - Fringe Benefits - Accidental Death Dismemberment					\$161
10.60	Total	521150 - Fringe Benefits - Long-Term Disability					\$2,120
10.20	Total	521160 - Fringe Benefits - Life Insurance					\$2,620
1.00	15237	ROV Maintenance Underwater Inspections	202000	5611187000	NR	NR	4,776
1.00	Total	530100 - Cont Serv - External Provider					\$4,776
1.00	30057	SB1638 FY25 Inspection Programs C&SF	214001	5613222000	101369	2144	1,500,000
1.00	Total	530900 - Cont Serv - Professional					\$1,500,000
1.00	15728	Office Supplies	202000	5611187000	NR	NR	661
1.00	Total	541510 - Oper Expense - Parts,Supp - Office					\$661
	Total	STRUCTURE INSPECTIONS					\$2,959,722

OPERATIONS & MAINTENANCE

CA34 SURVEY SUPPORT

Qty	Item	Name	Fund	FundCenter	Fund Prg	Grant	Amount
3.90	Total	510100 - Salaries and Wages - Regular					\$333,608
3.90	Total	520900 - Fringe Benefits - FICA Taxes Employer Share					\$25,522
3.90	Total	521010 - Fringe Benefits - FRS Retirement Contrib					\$51,941
3.90	Total	521110 - Fringe Benefits - Medical Insurance					\$66,286
3.90	Total	521120 - Fringe Benefits - Dental Insurance					\$4,758
3.90	Total	521130 - Fringe Benefits - Vision Insurance					\$534
3.90	Total	521140 - Fringe Benefits - Accidental Death Dismemberment					\$60
3.90	Total	521150 - Fringe Benefits - Long-Term Disability					\$780
3.90	Total	521160 - Fringe Benefits - Life Insurance					\$998
1.00	15317	Boundary Surveys (District Veg Mgmt)	202000	5513142700	NR	NR	29,000
1.00	13728	Boundary Surveys (District Veg Mgmt)	101000	5513142700	NR	NR	3,509
2.00	Total	530202 - Cont Serv - Surveying Services					\$32,509
1.00	13731	District Uniforms	101000	5513142700	NR	NR	600
1.00	Total	541301 - Oper Expense - District Uniforms					\$600
1.00	20016	Parts and Supplies	101000	5513142700	NR	NR	900
1.00	15649	Parts, Supplies & Expense - Office	202000	5513142700	NR	NR	361
2.00	Total	541500 - Oper Expense - Parts and Supplies					\$1,261
1.00	18212	Business Travel - Survey & Mapping	202000	5601220100	NR	NR	134
1.00	Total	542100 - Oper Expense - District Travel					\$134
	Total	SURVEY SUPPORT					\$518,991

OPERATIONS & MAINTENANCE

CA35 ENGINEERING SUPPORT

Qty	Item	Name	Fund	FundCenter	Fund Prg	Grant	Amount
10.75	Total	510100 - Salaries and Wages - Regular					\$1,172,570
10.75	Total	520900 - Fringe Benefits - FICA Taxes Employer Share					\$89,701
10.75	Total	521010 - Fringe Benefits - FRS Retirement Contrib					\$165,061
10.75	Total	521110 - Fringe Benefits - Medical Insurance					\$194,247
10.75	Total	521120 - Fringe Benefits - Dental Insurance					\$13,115
10.75	Total	521130 - Fringe Benefits - Vision Insurance					\$1,468
10.75	Total	521140 - Fringe Benefits - Accidental Death Dismemberment					\$159
10.75	Total	521150 - Fringe Benefits - Long-Term Disability					\$2,150
10.75	Total	521160 - Fringe Benefits - Life Insurance					\$2,683
1.00	15056	Books & Reference Materials	202000	5611187000	NR	NR	90
1.00	15202	ProjNet Annual User Fee (Dr. Checks)	101000	5613220000	NR	NR	8,495
1.00	15199	ProjNet Annual User Fee (Dr. Checks)	202000	5613220000	NR	NR	30,938
1.00	13650	RS Means Cost Engineering Subscription	202000	5613220000	NR	NR	4,700
4.00	Total	541100 - Oper Expense - Books/Subscriptions					\$44,223
1.00	15644	Parts & Supplies Office-Ops Eng & Const	101000	5613220000	NR	NR	1,536
1.00	Total	541510 - Oper Expense - Parts,Supp - Office					\$1,536
1.00	15203	Design Reference Materials	101000	5613220000	NR	NR	3,996
1.00	15200	Design Reference Materials	202000	5613220000	NR	NR	3,690
1.00	13813	Safety glasses and boots	202000	5613220000	NR	NR	750
3.00	Total	541900 - Oper Expense - Other					\$8,436
1.00	15465	Eng/Const/Model Training & Conferences	202000	5601220100	NR	NR	7,389
1.00	13406	Eng/Const/Model Training & Conferences	101000	5601220100	NR	NR	10,000

OPERATIONS & MAINTENANCE

CA35 ENGINEERING SUPPORT

Qty	Item	Name	Fund	FundCenter	Fund Prg	Grant	Amount
2.00		Total	542000	-	Oper Expense - Conference Registrations		\$17,389
1.00	15695	District Projects Travel	101000	5601220100	NR	NR	5,537
1.00		Total	542100	-	Oper Expense - District Travel		\$5,537
1.00	15201	Engineering/Construction Dept Licenses	202000	5613220000	NR	NR	568
1.00	14006	Engineering/Construction Dept Licenses	101000	5613220000	NR	NR	450
1.00	12606	Engineering/Construction Prof Licenses	101000	5613220000	NR	NR	15,838
3.00		Total	542400	-	Oper Expense - Professional Licenses		\$16,856
		Total			ENGINEERING SUPPORT		\$1,735,131

OPERATIONS & MAINTENANCE

CA55	RESILIENCY INITIATIVES		Fund	FundCenter	Fund Prg	Grant	Amount
Qty	Item	Name					
6.65		Total 510100 - Salaries and Wages - Regular					\$656,151
6.65		Total 520900 - Fringe Benefits - FICA Taxes Employer Share					\$50,193
6.65		Total 521010 - Fringe Benefits - FRS Retirement Contrib					\$91,158
6.65		Total 521110 - Fringe Benefits - Medical Insurance					\$109,446
6.65		Total 521120 - Fringe Benefits - Dental Insurance					\$8,113
6.65		Total 521130 - Fringe Benefits - Vision Insurance					\$914
6.65		Total 521140 - Fringe Benefits - Accidental Death Dismemberment					\$108
6.65		Total 521150 - Fringe Benefits - Long-Term Disability					\$1,330
6.65		Total 521160 - Fringe Benefits - Life Insurance					\$1,695
1.00	46786	C&SF Fld Rslncy Risk Mgmt Broward (BC)	214003	1019910000	NR	NR	5,000,000
1.00	41993	C&SF Fld Rslncy Risk Mgmt Broward (DEP)	214001	1019910000	NR	NR	4,000,000
1.00	41989	Compound Flood Modeling (ERDC Grant)	214002	1019910000	NR	NR	500,000
1.00	46787	District Resiliency Projects	101000	1019910000	NR	NR	8,000,000
1.00	34073	Everglades Mangrove Mitigation Assess	214002	1019910000	NR	NR	1,400,000
1.00	41994	Innovative Tech C-9 Canal Bank (DEP)	214001	1019910000	NR	NR	1,500,000
1.00	46831	Resiliency Support	227000	1019910000	NR	NR	4,000
1.00	41990	Water & Climate Metrics Grant	214001	1019910000	101254	NR	430,000
8.00		Total 530100 - Cont Serv - External Provider					\$20,834,000
1.00	41979	Oper Expense- P.E. Licenses	101000	1019910000	NR	NR	750
1.00		Total 541510 - Oper Expense - Parts,Supp - Office					\$750
1.00	41982	Oper Expense- Conference/Training	101000	1019910000	NR	NR	2,500
1.00		Total 542000 - Oper Expense - Conference Registrations					\$2,500

OPERATIONS & MAINTENANCE

CA55 RESILIENCY INITIATIVES

Qty	Item	Name	Fund	FundCenter	Fund Prg	Grant	Amount
1.00	41981	Oper Expense- District Travel	101000	1019910000	NR	NR	5,000
1.00		Total 542100 - Oper Expense - District Travel					\$5,000
1.00	41980	Oper Expense - Memberships	101000	1019910000	NR	NR	500
1.00		Total 542310 - Oper Expense - Memberships, Dues and Fees					\$500
1.00	41992	Statewide Reg Climate Projections Grant	214003	1019910000	101248	NR	300,000
1.00	41991	Statewide Reg Climate Projections Grant	214001	1019910000	101248	NR	630,000
2.00		Total 545040 - Oper Expense - Interagency Public Univ					\$930,000
1.00	41117	Proposed Resiliency Grants	424001	1019910000	NR	NR	26,150,000
1.00	41107	S-27 Coastal Structure (FEMA BRIC Grant)	424002	1019910000	101269	NR	50,000,000
1.00	41108	S-29 Coastal Structure (FEMA BRIC Grant)	424002	1019910000	101263	NR	50,000,000
3.00		Total 580800 - Capital Outlay - Water Control Structures					\$126,150,000
		Total RESILIENCY INITIATIVES					\$148,841,858

OPERATIONS & MAINTENANCE

CA56	C&SF FLOOD RESIL-SECTION 216				Fund	FundCenter	Fund Prg	Grant	Amount
Qty	Item	Name							
3.05	Total	510100	-	Salaries and Wages - Regular					\$353,972
3.05	Total	520900	-	Fringe Benefits - FICA Taxes Employer Share					\$27,079
3.05	Total	521010	-	Fringe Benefits - FRS Retirement Contrib					\$49,179
3.05	Total	521110	-	Fringe Benefits - Medical Insurance					\$50,453
3.05	Total	521120	-	Fringe Benefits - Dental Insurance					\$3,721
3.05	Total	521130	-	Fringe Benefits - Vision Insurance					\$419
3.05	Total	521140	-	Fringe Benefits - Accidental Death Dismemberment					\$49
3.05	Total	521150	-	Fringe Benefits - Long-Term Disability					\$610
3.05	Total	521160	-	Fringe Benefits - Life Insurance					\$785
	Total	C&SF FLOOD RESIL-SECTION 216							\$486,267

OPERATIONS & MAINTENANCE

CA70 CAPITAL WORKS PROJECTS

Qty	Item	Name	Fund	FundCenter	Fund Prg	Grant	Amount
.30	Total	510100 - Salaries and Wages - Regular					\$36,410
.30	Total	520900 - Fringe Benefits - FICA Taxes Employer Share					\$2,786
.30	Total	521010 - Fringe Benefits - FRS Retirement Contrib					\$4,963
.30	Total	521110 - Fringe Benefits - Medical Insurance					\$4,916
.30	Total	521120 - Fringe Benefits - Dental Insurance					\$366
.30	Total	521130 - Fringe Benefits - Vision Insurance					\$41
.30	Total	521140 - Fringe Benefits - Accidental Death Dismemberment					\$5
.30	Total	521150 - Fringe Benefits - Long-Term Disability					\$60
.30	Total	521160 - Fringe Benefits - Life Insurance					\$77
1.00	46815	C-51 Reservoir WCA Structure	214051	5613222000	NR	NR	500,000
1.00	Total	530100 - Cont Serv - External Provider					\$500,000
	Total	CAPITAL WORKS PROJECTS					\$549,624

OPERATIONS & MAINTENANCE

CA80	OTHER USACE PROJECTS				Fund	FundCenter	Fund Prg	Grant	Amount
Qty	Item	Name							
.30	Total	510100	-	Salaries and Wages - Regular					\$32,438
.30	Total	520900	-	Fringe Benefits - FICA Taxes Employer Share					\$2,481
.30	Total	521010	-	Fringe Benefits - FRS Retirement Contrib					\$4,422
.30	Total	521110	-	Fringe Benefits - Medical Insurance					\$4,916
.30	Total	521120	-	Fringe Benefits - Dental Insurance					\$366
.30	Total	521130	-	Fringe Benefits - Vision Insurance					\$41
.30	Total	521140	-	Fringe Benefits - Accidental Death Dismemberment					\$5
.30	Total	521150	-	Fringe Benefits - Long-Term Disability					\$60
.30	Total	521160	-	Fringe Benefits - Life Insurance					\$77
	Total	OTHER USACE PROJECTS							\$44,806

OPERATIONS & MAINTENANCE

CD01 CONTAMINATION ASSESSMENTS & REMEDIATION

Qty	Item	Name	Fund	FundCenter	Fund Prg	Grant	Amount
1.80	Total	510100 - Salaries and Wages - Regular					\$149,554
1.80	Total	520900 - Fringe Benefits - FICA Taxes Employer Share					\$11,603
1.80	Total	521010 - Fringe Benefits - FRS Retirement Contrib					\$20,671
1.80	Total	521110 - Fringe Benefits - Medical Insurance					\$29,494
1.80	Total	521120 - Fringe Benefits - Dental Insurance					\$2,196
1.80	Total	521130 - Fringe Benefits - Vision Insurance					\$247
1.80	Total	521140 - Fringe Benefits - Accidental Death Dismemberment					\$28
1.80	Total	521150 - Fringe Benefits - Long-Term Disability					\$360
1.80	Total	521160 - Fringe Benefits - Life Insurance					\$463
1.00	45420	G103 Gtd Spill-Fuel Tank M&R	202000	5111172000	NR	NR	1,200
1.00	46023	10 mi Crk-Fuel System Inspections	202000	5611187000	NR	NR	1,200
1.00	46024	10 mi Crk-Storage Tank M&R	202000	5611187000	NR	NR	1,000
1.00	46544	8.5 SMA Mod-Fuel Syst Inspect (S357)	202002	5611187000	NR	3003	990
1.00	46545	8.5 SMA Mod-Storage Tank M&R (S357)	202002	5611187000	NR	3003	1,000
1.00	46546	8.5 SMA Mod-Well Sampling (S357)	202002	5611187000	NR	3003	2,400
1.00	46532	C111 Normal-Fuel Syst Inspec S332B	202002	5611187000	NR	3002	1,200
1.00	46533	C111 Normal-Fuel Syst Inspec S332C	202002	5611187000	NR	3002	1,200
1.00	46530	C111 Normal-Fuel Syst Inspec S332D	202002	5611187000	NR	3001	600
1.00	46534	C111 Normal-Fuel Syst Inspec S332D	202002	5611187000	NR	3002	600
1.00	46535	C111 Normal-Fuel Syst Inspect S331	202002	5611187000	NR	3002	600
1.00	46536	C111 Normal-Non Title V Air S332B	202002	5611187000	NR	3002	6,000
1.00	46537	C111 Normal-Non Title V Air S332C	202002	5611187000	NR	3002	6,000
1.00	46538	C111 Normal-Storage Tank M&R (S332B)	202002	5611187000	NR	3002	500
1.00	46539	C111 Normal-Storage Tank M&R (S332C)	202002	5611187000	NR	3002	500
1.00	46531	C111 Normal-Storage Tank M&R (S332D)	202002	5611187000	NR	3001	500
1.00	46540	C111 Normal-Storage Tank M&R S331	202002	5611187000	NR	3002	500
1.00	46541	C111 Normal-Storage Tank M&R S332B	202002	5611187000	NR	3002	500

OPERATIONS & MAINTENANCE

CD01 CONTAMINATION ASSESSMENTS & REMEDIATION

Qty	Item	Name	Fund	FundCenter	Fund Prg	Grant	Amount
1.00	46542	C111 Normal-Storage Tank M&R S332C	202002	5611187000	NR	3002	500
1.00	46543	C111 Normal-Storage Tank M&R S332D	202002	5611187000	NR	3002	500
1.00	46528	C111 S331-Fuel Syst Inspect S331	202002	5611187000	NR	3000	500
1.00	46529	C111 S331-Storage Tank M&R S331	202002	5611187000	NR	3000	500
1.00	46025	EPA Test-Element Cleaning	202000	5611187000	NR	NR	15,000
1.00	46026	EPA Test-Hydrostatic Tank Testing	202000	5611187000	NR	NR	10,000
1.00	46027	EPA Test-Main Engines	202000	5611187000	NR	NR	95,000
1.00	21697	Maintenance & Repair C&SF (Env)	202000	5611187000	NR	NR	192,670
1.00	15272	Maintenance & Repair C&SF (Env)	101000	5611187000	NR	NR	1,593
1.00	46547	Mod Wtr S356-Fuel Syst Inspect (S356)	202002	5611187000	NR	3003	1,200
1.00	46548	Mod Wtr S356-Storage Tank M&R (S356)	202002	5611187000	NR	3003	1,000
1.00	45719	Pic St Faka U PS-Storage Tank Maint/Insp	101002	5611187000	NR	3008	2,000
1.00	45720	Pic St Merritt-Storage Tank Maint/Insp	101002	5611187000	NR	3008	2,000
1.00	45721	Pic St Miller-Storage Tank Maint/Insp	101002	5611187000	NR	3008	2,000
32.00		Total 530610 - Cont Serv - Maint and Repairs Environmental					\$350,953
1.00	46028	10 mi Crk- FL Storage Tank Fee	202000	5611187000	NR	NR	50
1.00	46566	8.5 SMA Mod-County Air Permit (S357)	202002	5611187000	NR	3003	1,100
1.00	46567	8.5 SMA Mod-FL Storage Tank Fee S357	202002	5611187000	NR	3003	50
1.00	46555	C111 Normal-County Air Permit S331	202002	5611187000	NR	3002	400
1.00	46556	C111 Normal-County Air Permit S332B	202002	5611187000	NR	3002	1,200
1.00	46557	C111 Normal-County Air Permit S332C	202002	5611187000	NR	3002	1,200
1.00	46558	C111 Normal-County Air Permit S332D	202002	5611187000	NR	3002	400
1.00	46552	C111 Normal-County Air Permit S332D	202002	5611187000	NR	3001	400
1.00	46559	C111 Normal-Florida Tank Fee	202002	5611187000	NR	3002	50
1.00	46553	C111 Normal-Florida Tank Fee	202002	5611187000	NR	3001	25
1.00	46560	C111 Normal-Florida Tank Fee S331	202002	5611187000	NR	3002	50
1.00	46561	C111 Normal-Florida Tank Fee S332B	202002	5611187000	NR	3002	25
1.00	46562	C111 Normal-Florida Tank Fee S332C	202002	5611187000	NR	3002	25
1.00	46563	C111 Normal-Florida Tank Fee S332D	202002	5611187000	NR	3002	25
1.00	46564	C111 Normal-General Air S331	202002	5611187000	NR	3002	50
1.00	46565	C111 Normal-General Air S332D	202002	5611187000	NR	3002	50
1.00	46554	C111 Normal-General Air S332D	202002	5611187000	NR	3001	50
1.00	46549	C111 S331-County Air Permit S331	202002	5611187000	NR	3000	400
1.00	46550	C111 S331-Florida Tank Fee S331	202002	5611187000	NR	3000	25
1.00	46551	C111 S331-General Air S331	202002	5611187000	NR	3000	50
1.00	46568	Mod Wtr S356-County Air Permit (S356)	202002	5611187000	NR	3003	1,100
1.00	46569	Mod Wtr S356-FL Storage Tank Fee S356	202002	5611187000	NR	3003	50

OPERATIONS & MAINTENANCE

CD01 CONTAMINATION ASSESSMENTS & REMEDIATION

Qty	Item	Name	Fund	FundCenter	Fund Prg	Grant	Amount	
1.00	46570	Mod Wtr S356-General Air Permit (S356)	202002	5611187000	NR	3003	100	
1.00	27601	Permit Fees C&SF	202000	5611187000	NR	NR	13,008	
1.00	45722	Pic St Faka U PS-General Air Permit	101002	5611187000	NR	3008	100	
1.00	45723	Pic St Faka U PS-Storage Tank Fees	101002	5611187000	NR	3008	300	
1.00	45724	Pic St Merritt-General Air Permit	101002	5611187000	NR	3008	100	
1.00	45725	Pic St Merritt-Storage Tank Fees	101002	5611187000	NR	3008	300	
1.00	45726	Pic St Miller-General Air Permit	101002	5611187000	NR	3008	100	
1.00	45727	Pic St Miller-Storage Tank Fees	101002	5611187000	NR	3008	300	
30.00		Total	543301	-	Oper Expense - Permits & Fees		\$21,083	
		Total	CONTAMINATION ASSESSMENTS & REMEDIATION					\$586,652

OPERATIONS & MAINTENANCE

CE02	MOVEMENT OF WATER			Fund	FundCenter	Fund Prg	Grant	Amount
Qty	Item	Name						
42.25		Total	510100 - Salaries and Wages - Regular					\$3,704,952
6.00		Total	511100 - Salaries and Wages - Overtime					\$164,999
48.25		Total	520900 - Fringe Benefits - FICA Taxes Employer Share					\$296,075
48.25		Total	521010 - Fringe Benefits - FRS Retirement Contrib					\$550,930
42.25		Total	521110 - Fringe Benefits - Medical Insurance					\$715,866
42.25		Total	521120 - Fringe Benefits - Dental Insurance					\$51,545
42.25		Total	521130 - Fringe Benefits - Vision Insurance					\$5,782
42.25		Total	521140 - Fringe Benefits - Accidental Death Dismemberment					\$620
42.25		Total	521150 - Fringe Benefits - Long-Term Disability					\$8,450
42.30		Total	521160 - Fringe Benefits - Life Insurance					\$10,398
1.00	46789	Hydrology & Hydraulics Data Analysis		214001	3210136000	NR	2144	1,009,696
1.00	46916	Hydrology & Hydraulics Data Analysis		101000	3210136000	NR	NR	390,304
1.00	41975	C&SF Canal Conveyance Model Archiving		214001	3220137000	NR	2144	28,000
1.00	12731	Meteorological Data Services		202000	5411179000	NR	NR	5,000
1.00	13643	NOAAPORT/AWIPS II Software Maint		202000	5411179000	NR	NR	4,240
5.00		Total	530100 - Cont Serv - External Provider					\$1,437,240
1.00	12292	OCC Display System Maintenance		202000	5411179000	NR	NR	1,000
1.00		Total	530611 - Cont Serv - Maint and Repairs Equipment					\$1,000
1.00	57	Books & Reference Materials		101000	5411179000	NR	NR	500
1.00		Total	541100 - Oper Expense - Books/Subscriptions					\$500
1.00	46045	C43 S470 PS-OE Liquid Propane		202002	5211174000	NR	3011	5,000

OPERATIONS & MAINTENANCE

CE02 MOVEMENT OF WATER

Qty	Item	Name	Fund	FundCenter	Fund Prg	Grant	Amount
1.00		Total 541200 - Oper Expense - Liquid Propane Fuel					\$5,000
1.00	17630	Movement of Water	202000	5110171100	NR	NR	710
1.00	17661	Movement of Water	202000	5111172000	NR	NR	3,327
1.00	17620	Movement of Water	202000	5311176000	NR	NR	540
1.00	17609	Movement of Water	202000	5312177000	NR	NR	540
4.00		Total 541301 - Oper Expense - District Uniforms					\$5,117
1.00	21671	Safety Boots	202000	5110171100	NR	NR	700
1.00		Total 541302 - Oper Expense - Safety Shoes					\$700
1.00	17724	Movement of Water	202000	5111172000	NR	NR	500
1.00	17678	Movement of Water	202000	5311176000	NR	NR	674
2.00		Total 541400 - Oper Expense - Tools/Equipment/PPE					\$1,174
1.00	46727	C111 Spreader-S 199 P&S Other Eq	202002	5311176000	NR	3006	1,000
1.00	46728	C111 Spreader-S 200 P&S Other Eq	202002	5311176000	NR	3006	1,000
2.00		Total 541500 - Oper Expense - Parts and Supplies					\$2,000
1.00	46729	C111 Spreader-S 199 P&S Electric	202002	5311176000	NR	3006	15,000
1.00	46730	C111 Spreader-S 200 P&S Electric	202002	5311176000	NR	3006	15,000
2.00		Total 541505 - Oper Expense - Parts,Supp - Electrical/Electronic					\$30,000
1.00	15751	Movement of Water	202000	5003170600	NR	NR	351
1.00	15645	Movement of Water	202000	5003170600	NR	NR	2,381
1.00	15726	Office Supplies	101000	5411179000	NR	NR	1,655
3.00		Total 541510 - Oper Expense - Parts,Supp - Office					\$4,387
1.00	15663	Travel - District Business	202000	5411179000	NR	NR	218
1.00		Total 542100 - Oper Expense - District Travel					\$218
1.00	15383	Movement of Water	214001	5110171100	NR	2144	48,000
1.00	15924	Movement of Water	214001	5111172000	NR	2144	16,500
1.00	15445	Movement of Water	214001	5210173100	NR	2144	3,000

OPERATIONS & MAINTENANCE

CE02	MOVEMENT OF WATER							
Qty	Item	Name	Fund	FundCenter	Fund Prg	Grant		Amount
1.00	15926	Movement of Water	214001	5211174000	NR	2144		10,000
1.00	15930	Movement of Water	214001	5310175100	NR	2144		11,600
1.00	15372	Movement of Water	214001	5312177000	NR	2144		18,000
6.00		Total	543701	-	Oper Expense - Electrical Service			\$107,100
		Total			MOVEMENT OF WATER			\$7,104,053

OPERATIONS & MAINTENANCE

CE03	PUMPING OPERATIONS		Fund	FundCenter	Fund Prg	Grant	Amount
Qty	Item	Name					
24.05		Total 510100 - Salaries and Wages - Regular					\$1,352,541
7.00		Total 511100 - Salaries and Wages - Overtime					\$222,988
31.05		Total 520900 - Fringe Benefits - FICA Taxes Employer Share					\$125,150
31.05		Total 521010 - Fringe Benefits - FRS Retirement Contrib					\$234,421
24.05		Total 521110 - Fringe Benefits - Medical Insurance					\$394,568
24.05		Total 521120 - Fringe Benefits - Dental Insurance					\$29,341
24.05		Total 521130 - Fringe Benefits - Vision Insurance					\$3,303
24.05		Total 521140 - Fringe Benefits - Accidental Death Dismemberment					\$342
24.05		Total 521150 - Fringe Benefits - Long-Term Disability					\$4,810
24.05		Total 521160 - Fringe Benefits - Life Insurance					\$5,734
6.00		Total 529990 - Fringe Benefits - Other Personnel Benefits					\$2,200,000
1.00	35590	C-51 Operations & Maintenance (PBA)	202051	5210173100	NR	NR	1,086,427
1.00		Total 530600 - Cont Serv - Maintenance and Repairs					\$1,086,427
1.00	45312	RS Ops-S5A O&M Imp (pump to STA 1W)	214001	5210173100	NR	2144	128,185
1.00		Total 530606 - Cont Serv - Maint & Repairs - District Works					\$128,185
1.00	10	Satellite Equip Maintenance	202000	5411179000	NR	NR	2,665
1.00		Total 530611 - Cont Serv - Maint and Repairs Equipment					\$2,665
1.00	46033	C44 Canal/Tower-Liquied Propane (LP)	202002	5110171100	NR	3004	2,500

OPERATIONS & MAINTENANCE

CE03	PUMPING OPERATIONS		Fund	FundCenter	Fund Prg	Grant	Amount
Qty	Item	Name					
1.00	45653	Lksd R STA PH1 N-Fuel	214001	5110171100	NR	2144	550
1.00	45654	Lksd R STA S191A-Fuel	214001	5110171100	NR	2144	8,000
1.00	45655	NEEP C23/24 C-Pump Fuel	214001	5110171100	NR	2144	14,000
1.00	15368	Pumping Operations	214001	5110171100	NR	2144	39,326
1.00	45421	G103 Gtd Spill-Fuel	214001	5111172000	NR	2144	25,000
1.00	15379	Pumping Operations	214001	5210173100	NR	2144	241,213
1.00	15382	Pumping Operations	214001	5211174000	NR	2144	28,293
1.00	45944	Mod Wtr S356-Fuel	202002	5310175100	NR	3003	1,339,000
1.00	46735	8.5 SMA Mod-PS 357 Fuel	202002	5311176000	NR	3003	350,000
1.00	46733	C111 Normal-PS 332B Fuel	202002	5311176000	NR	3002	385,000
1.00	46734	C111 Normal-PS 332C Fuel	202002	5311176000	NR	3002	385,000
1.00	46732	C111 Normal-PS 332D Fuel	202002	5311176000	NR	3001	900,000
1.00	46731	C111 S331-PS 331 Fuel	202002	5311176000	NR	3000	107,452
1.00	46736	C111 Spreader-Fuel (S 199 & S 200)	202002	5311176000	NR	3006	4,050
1.00	15602	Pumping Operations	214001	5311176000	NR	2144	93,000
1.00	15431	Pumping Operations	214001	5311176000	NR	2144	4,293
1.00	15914	Pumping Operations	214001	5312177000	NR	2144	313,000
1.00	45840	Pic St Faka U PS-Fuel	101002	5313301000	NR	3008	250,000
1.00	45841	Pic St Merritt-Fuel	101002	5313301000	NR	3008	260,000
1.00	45842	Pic St Miller-Fuel	101002	5313301000	NR	3008	323,000
1.00	15404	Pumping Operations	214001	5313301000	NR	2144	26,403
22.00	Total	540030 - Oper Expense - Inventory Other Fuels					\$5,099,080
1.00	45656	NEEP C23/24 C-Oil & Lubes	214001	5110171100	NR	2144	350
1.00	26012	Pumping Operations	214001	5310175100	NR	2144	3,000
1.00	46740	8.5 SMA Mod-PS 357 Oil & Lubricants	202002	5311176000	NR	3003	4,500
1.00	46738	C111 Normal-PS 332B Oil & Lubes	202002	5311176000	NR	3002	8,426
1.00	46739	C111 Normal-PS 332C Oil & Lubes	202002	5311176000	NR	3002	8,426
1.00	46737	C111 Normal-PS 332D Oil & Lubes	202002	5311176000	NR	3001	5,500
1.00	17673	Pumping Operations	214001	5312177000	NR	2144	7,244
1.00	45843	Pic St Faka U PS-Oil & Lubes	101002	5313301000	NR	3008	23,432
1.00	45844	Pic St Merritt-Oil & Lubes	101002	5313301000	NR	3008	5,800
1.00	45845	Pic St Miller-Oil & Lubes	101002	5313301000	NR	3008	3,000
10.00	Total	540040 - Oper Expense - Inventory Oils/Lubricants/Solvents					\$69,678
1.00	25997	Pumping Operations	214001	5110171100	NR	2144	1,000
1.00	Total	540050 - Oper Expense - Inventory Parts and Supplies					\$1,000

OPERATIONS & MAINTENANCE

CE03	PUMPING OPERATIONS		Fund	FundCenter	Fund Prg	Grant	Amount
Qty	Item	Name					
1.00	15053	Fuel Card Purchases - BCB FS	203000	5005170400	NR	NR	500
1.00		Total 541250 - Oper Expense - Vehicle Fuel Card Consumed					\$500
1.00	17650	Pumping Operations	202000	5210173100	NR	NR	1,079
1.00	46046	C43 S470 PS-OE Distirct Uniforms	202002	5211174000	NR	3011	1,545
1.00	17617	Pumping Operations	202000	5311176000	NR	NR	989
1.00	17615	Pumping Operations	202000	5312177000	NR	NR	1,479
4.00		Total 541301 - Oper Expense - District Uniforms					\$5,092
1.00	21659	Safety Boots - Pumping Ops	202000	5312177000	NR	NR	388
1.00		Total 541302 - Oper Expense - Safety Shoes					\$388
1.00	17712	Pumping Operations	202000	5210173100	NR	NR	2,697
1.00	17675	Pumping Operations	202000	5311176000	NR	NR	1,720
2.00		Total 541400 - Oper Expense - Tools/Equipment/PPE					\$4,417
1.00	45330	Boma AGI-OE P&S Electrical	214001	5211174000	NR	2144	7,000
1.00		Total 541505 - Oper Expense - Parts,Supp - Electrical/Electronic					\$7,000
1.00	46047	C43 S470 PS-OE Office Supplies	202002	5211174000	NR	3011	350
1.00		Total 541510 - Oper Expense - Parts,Supp - Office					\$350
1.00	45657	NEEP C23/24 C-Pump Maint P&S	214001	5110171100	NR	2144	2,500
1.00	26013	Pumping Operations	214001	5310175100	NR	2144	2,000
2.00		Total 541512 - Oper Expense - Parts and Supplies Water Control Structure					\$4,500
1.00	46741	C111 S331-PS 331 Travel Dist	202002	5311176000	NR	3000	50
1.00		Total 542100 - Oper Expense - District Travel					\$50
1.00	45607	L63N ASR Wells-Permitting (NPDES)	202000	3316207100	NR	NR	5,750
1.00		Total 543301 - Oper Expense - Permits & Fees					\$5,750
1.00	46048	C43 S470 PS-OE Waste Disposal Fee	202002	5211174000	NR	3011	3,500

OPERATIONS & MAINTENANCE

CE03 PUMPING OPERATIONS

Qty	Item	Name	Fund	FundCenter	Fund Prg	Grant	Amount
1.00		Total	543302	-	Oper Expense - Waste Disposal Fees		\$3,500
1.00	45658	10 mi Crk-Electric Costs	214001	5110171100	NR	2144	35,000
1.00	46034	C44 Canal/Tower-Electric	202002	5110171100	NR	3004	575
1.00	45659	IRL C23/44-Electric	214001	5110171100	NR	2144	3,333
1.00	45660	Lksd R STA PH1 N-Electric	214001	5110171100	NR	2144	45,000
1.00	45661	Lksd R STA PH2 S-Electric Costs	214001	5110171100	NR	2144	1,125
1.00	45662	Lksd R STA S191A-Elect Service	214001	5110171100	NR	2144	200,000
1.00	15384	Pumping Operations	214001	5110171100	NR	2144	205,000
1.00	15374	Pumping Operations	214001	5111172000	NR	2144	6,000
1.00	15387	Pumping Operations	214001	5210173100	NR	2144	50,000
1.00	45331	Boma AGI-OE Electrical Service	214001	5211174000	NR	2144	24,000
1.00	46049	C43 S470 PS-OE Electrical Service	202002	5211174000	NR	3011	134,000
1.00	45332	NEEP Hicpo PH1-OE Electrical Service	214001	5211174000	NR	2144	30,000
1.00	15390	Pumping Operations	214001	5211174000	NR	2144	28,000
1.00	45946	BBCW Deering-Electric S-700	202002	5310175100	NR	3007	75,000
1.00	45947	BBCW Deering-S-700 Fuel/Electric	202002	5310175100	NR	3007	100,000
1.00	45945	Mod Wtr S356-Electric Service	202002	5310175100	NR	3003	55,000
1.00	15386	Pumping Operations	214001	5310175100	NR	2144	53,000
1.00	46747	8.5 SMA Mod-PS 357 Electric	202002	5311176000	NR	3003	70,000
1.00	46750	BBCW L31E #4-Electric	202002	5311176000	NR	3007	125,000
1.00	46751	BBCW L31E #5a- Electrical Service	202002	5311176000	NR	3007	50,000
1.00	46752	BBCW L31E #5b-Electrical Service	202002	5311176000	NR	3007	50,000
1.00	46745	C111 Normal-PS 332B Electric	202002	5311176000	NR	3002	219,360
1.00	46746	C111 Normal-PS 332C Electric	202002	5311176000	NR	3002	19,360
1.00	46743	C111 Normal-PS 332D Electric	202002	5311176000	NR	3001	75,000
1.00	46744	C111 Normal-PS 332D Fuel/Electric	202002	5311176000	NR	3001	500,000
1.00	46742	C111 S331-PS 331 Electric	202002	5311176000	NR	3000	20,000
1.00	46748	C111 Spreader-S 199 Electric	202002	5311176000	NR	3006	250,000
1.00	46749	C111 Spreader-S 200 Electric	202002	5311176000	NR	3006	250,000
1.00	15373	Pumping Operations	214001	5312177000	NR	2144	126,413
1.00	45846	Pic St Faka U PS-Electrical Service	101002	5313301000	NR	3008	105,288
1.00	45847	Pic St Merritt-Electrical Service	101002	5313301000	NR	3008	65,000
1.00	45848	Pic St Miller-Electrical Service	101002	5313301000	NR	3008	109,498
32.00		Total	543701	-	Oper Expense - Electrical Service		\$3,079,952
1.00	25998	Pumping Operations	214001	5110171100	NR	2144	1,500
1.00	17658	Pumping Operations	214001	5211174000	NR	2144	6,270

OPERATIONS & MAINTENANCE

CE03	PUMPING OPERATIONS		Fund	FundCenter	Fund Prg	Grant	Amount
Qty	Item	Name					
2.00		Total	543702	-	Oper Expense - Water/Sewer Service		\$7,770
1.00	20961	Movement of Water	214001	5210173100	NR	2144	200,000
1.00		Total	543703	-	Oper Expense - Natural Gas Service		\$200,000
		Total	PUMPING OPERATIONS				\$14,279,502

OPERATIONS & MAINTENANCE

CF01	CONSTRUCTION		Fund	FundCenter	Fund Prg	Grant	Amount
Qty	Item	Name					
16.75	Total	510100 - Salaries and Wages - Regular					\$973,540
1.00	Total	511100 - Salaries and Wages - Overtime					\$9,800
17.75	Total	520900 - Fringe Benefits - FICA Taxes Employer Share					\$75,229
17.75	Total	521010 - Fringe Benefits - FRS Retirement Contrib					\$140,112
16.75	Total	521110 - Fringe Benefits - Medical Insurance					\$275,890
16.75	Total	521120 - Fringe Benefits - Dental Insurance					\$20,435
16.75	Total	521130 - Fringe Benefits - Vision Insurance					\$2,296
16.75	Total	521140 - Fringe Benefits - Accidental Death Dismemberment					\$245
16.75	Total	521150 - Fringe Benefits - Long-Term Disability					\$3,350
16.75	Total	521160 - Fringe Benefits - Life Insurance					\$4,010
1.00	26009	Construction	214001	5311176000	NR	2144	1,500
1.00	Total	530100 - Cont Serv - External Provider					\$1,500
1.00	46917	O&M PC Culvert Program	202000	5110171100	101367	NR	200,000
1.00	46811	O&M PC Culvert Program	214001	5110171100	101367	2144	150,000
2.00	Total	530600 - Cont Serv - Maintenance and Repairs					\$350,000
1.00	17632	Construction	202000	5110171100	NR	NR	1,619
1.00	Total	541301 - Oper Expense - District Uniforms					\$1,619
1.00	21674	Safety Boots	202000	5110171100	NR	NR	900
1.00	Total	541302 - Oper Expense - Safety Shoes					\$900

OPERATIONS & MAINTENANCE

CF01	CONSTRUCTION		Fund	FundCenter	Fund Prg	Grant	Amount	
Qty	Item	Name						
1.00	46035	C44 Res #2-Tool/Equip/PPE (St Maint)	202002	5110171100	NR	3004	11,697	
1.00	17692	Construction	202000	5110171100	NR	NR	4,046	
2.00		Total	541400	-	Oper Expense - Tools/Equipment/PPE		\$15,743	
1.00	20006	Construction	202000	5110171100	NR	NR	8,500	
1.00		Total	541515	-	Oper Expense - Parts, Supp - Canal Levee		\$8,500	
1.00	18013	Construction	202000	5110171100	NR	NR	142	
1.00		Total	542400	-	Oper Expense - Professional Licenses		\$142	
		Total	CONSTRUCTION					\$1,883,311

OPERATIONS & MAINTENANCE

CF02	STRUCTURE MAINTENANCE				Fund	FundCenter	Fund Prg	Grant	Amount
Qty	Item	Name							
52.70		Total	510100	- Salaries and Wages - Regular					\$3,163,563
8.10		Total	511100	- Salaries and Wages - Overtime					\$142,999
60.80		Total	520900	- Fringe Benefits - FICA Taxes Employer Share					\$253,559
60.80		Total	521010	- Fringe Benefits - FRS Retirement Contrib					\$464,905
52.70		Total	521110	- Fringe Benefits - Medical Insurance					\$865,902
52.70		Total	521120	- Fringe Benefits - Dental Insurance					\$64,294
52.70		Total	521130	- Fringe Benefits - Vision Insurance					\$7,231
52.70		Total	521140	- Fringe Benefits - Accidental Death Dismemberment					\$781
52.70		Total	521150	- Fringe Benefits - Long-Term Disability					\$10,540
52.70		Total	521160	- Fringe Benefits - Life Insurance					\$12,864
4.00		Total	529990	- Fringe Benefits - Other Personnel Benefits					\$900,000
1.00	45663	Lksd R STA PH2 S-CS Diving Services			214001	5110171100	NR	2144	5,900
1.00	17156	Structure Maintenance			214001	5110171100	NR	2144	7,493
1.00	17163	Structure Maintenance			214001	5110171100	NR	2144	2,692
1.00	45948	S152 Gt Spill-SIP Repair Dive Services			202002	5310175100	NR	3012	20,000
1.00	30648	CS Diving Service			214001	5311176000	NR	2144	15,484
1.00	41521	Diving Services for Structure Repairs			203000	5313301000	NR	NR	105,000
6.00		Total	530104	- Cont Serv - Diving Services					\$156,569
1.00	17171	Structure Maintenance			214001	5111172000	NR	2144	1,633
1.00	17168	Structure Maintenance			214001	5210173100	NR	2144	1,349
1.00	17170	Structure Maintenance			214001	5211174000	NR	2144	2,053
1.00	17159	Structure Maintenance			214001	5311176000	NR	2144	1,619
1.00	17158	Structure Maintenance			214001	5312177000	NR	2144	2,023

OPERATIONS & MAINTENANCE

CF02 STRUCTURE MAINTENANCE

Qty	Item	Name	Fund	FundCenter	Fund Prg	Grant	Amount
1.00	15954	Structure Maintenance	203000	5313301000	NR	NR	1,926
6.00		Total 530106 - Cont Serv - Alligator Protection Services					\$10,603
1.00	41983	Structure Maintenance	214001	5111172000	NR	2144	402,126
1.00	17173	Structure Maintenance	214001	5111172000	NR	2144	697,874
2.00		Total 530112 - Cont Serv - Lock Tender					\$1,100,000
1.00	45422	G103 Gtd Spill-Electric Service	214001	5111172000	NR	2144	12,000
1.00	17187	Structure Maintenance	214001	5210173100	NR	2144	971
1.00	17189	Structure Maintenance	214001	5211174000	NR	2144	2,000
1.00	17180	Structure Maintenance	214001	5310175100	NR	2144	1,763
1.00	17178	Structure Maintenance	214001	5312177000	NR	2144	1,313
1.00	15956	Structure Maintenance	203000	5313301000	NR	NR	400
6.00		Total 530120 - Cont Serv - Electrical Services					\$18,447
1.00	45664	Kiss ASR Well-Contract Mowing	214001	5110171100	NR	2144	7,500
1.00		Total 530403 - Cont Serv - Mowing Canals/Levees					\$7,500
1.00	45665	Kiss Rest-S67 Grounds Mowing	214001	5110171100	NR	2144	2,500
1.00	45547	Kiss Rest-S67A Grounds Mowing	214001	5110171100	NR	2144	2,500
1.00	45548	Kiss Rest-S68A Grounds Mowing	214001	5110171100	NR	2144	2,500
1.00	45549	Kiss Rest-S83A Grounds Mowing	214001	5110171100	NR	2144	7,500
1.00	45550	Kiss Rest-S84A Grounds Mowing	214001	5110171100	NR	2144	2,500
1.00	45423	Rolling Med-Mowing Structures	214001	5111172000	NR	2144	10,000
1.00	17245	Structure Maintenance	214001	5111172000	NR	2144	16,000
1.00	17240	Structure Maintenance	214001	5210173100	NR	2144	18,620
1.00	17244	Structure Maintenance	214001	5211174000	NR	2144	10,918
1.00	45949	CEPP S S333N-Mowing	202002	5310175100	NR	3012	3,000
1.00	17233	Structure Maintenance	214001	5310175100	NR	2144	42,928
1.00	26002	Structure Maintenance	214001	5312177000	NR	2144	17,000
1.00	15963	Mowing - Structures	203000	5313301000	NR	NR	52,680
13.00		Total 530404 - Cont Serv - Mowing Field Stations/Pump Stations					\$188,646
1.00	46050	C43 S470 PS-CS Nuisance Wildlife	202002	5211174000	NR	3011	1,200
1.00		Total 530600 - Cont Serv - Maintenance and Repairs					\$1,200

OPERATIONS & MAINTENANCE

CF02 STRUCTURE MAINTENANCE

Qty	Item	Name	Fund	FundCenter	Fund Prg	Grant	Amount
1.00	45551	Kiss Rest-S65DX2 Weed Traps / Barrier	214001	5110171100	NR	2144	12,000
1.00	45552	Lksd R STA PH1 N-General/Building Main	214001	5110171100	NR	2144	6,500
1.00	45553	Lksd R STA PH2 S-General Maintenance	214001	5110171100	NR	2144	3,000
1.00	45554	Lksd R STA S191A-Fence Repair	214001	5110171100	NR	2144	2,000
1.00	17275	Structure Maintenance	214001	5110171100	NR	2144	2,247
1.00	17283	Structure Maintenance	214001	5111172000	NR	2144	20,000
1.00	17280	Structure Maintenance	214001	5210173100	NR	2144	7,937
1.00	17282	Structure Maintenance	214001	5211174000	NR	2144	4,585
1.00	45950	CEPP S S333N-Outsource Repairs	202002	5310175100	NR	3012	1,000
1.00	32559	Dade-Broward - Outsource Repairs	219000	5310175100	NR	NR	1,575
1.00	45951	S152 Gt Spill-Culvert Replacements	202002	5310175100	NR	3012	60,000
1.00	19993	STRUCTURE MAINTENANCE	214001	5310175100	NR	2144	10,000
1.00	17272	Structure Maintenance	214001	5310175100	NR	2144	6,840
1.00	46753	BBCW L31E #2-Parts & Supplies	202002	5311176000	NR	3007	100
1.00	46754	BBCW L31E #3-Parts & Supplies	202002	5311176000	NR	3007	585
1.00	17271	Structure Maintenance	214001	5311176000	NR	2144	5,746
1.00	17270	Structure Maintenance	214001	5312177000	NR	2144	54,793
1.00	15966	Structure Maintenance	203000	5313301000	NR	NR	37,475
18.00	Total	530606 - Cont Serv - Maint & Repairs - District Works					\$236,383
1.00	17372	Structure Maintenance	214001	5110171100	NR	2144	3,717
1.00	17385	Structure Maintenance	214001	5111172000	NR	2144	1,194
1.00	17379	Structure Maintenance	214001	5210173100	NR	2144	1,573
1.00	17383	Structure Maintenance	214001	5211174000	NR	2144	858
1.00	17368	Structure Maintenance	214001	5310175100	NR	2144	5,144
1.00	17364	Structure Maintenance	214001	5311176000	NR	2144	1,231
1.00	17363	Structure Maintenance	214001	5312177000	NR	2144	2,287
1.00	15974	Structure Maintenance	203000	5313301000	NR	NR	1,086
8.00	Total	530611 - Cont Serv - Maint and Repairs Equipment					\$17,090
1.00	17391	Structure Maintenance	214001	5312177000	NR	2144	2,248
1.00	Total	530700 - Cont Serv - Equipment Rentals					\$2,248
1.00	45555	Lksd R STA PH2 S-Signs	214001	5110171100	NR	2144	1,000
1.00	30644	Structure Maintenance	214001	5111172000	NR	2144	1,000
2.00		531100 - Cont Serv - General Maintenance					\$2,000

OPERATIONS & MAINTENANCE

CF02 STRUCTURE MAINTENANCE

Qty	Item	Name	Fund	FundCenter	Fund Prg	Grant	Amount
	Total	531100	-	Cont Serv - General Maintenance			
1.00	17469	Structure Maintenance	214001	5111172000	NR	2144	143
1.00	17462	Structure Maintenance	214001	5210173100	NR	2144	189
1.00	17467	Structure Maintenance	214001	5211174000	NR	2144	243
1.00	17448	Structure Maintenance	214001	5310175100	NR	2144	378
1.00	17443	Structure Maintenance	214001	5312177000	NR	2144	5,324
1.00	15981	Structure Maintenance	203000	5313301000	NR	NR	527
6.00	Total	531103	-	Cont Serv - Waste Disposal Services			\$6,804
1.00	45556	Kiss Rest-S65DX1 Fuel	202000	5110171100	NR	NR	1,000
1.00	45557	Kiss Rest-S65DX2 Fuel	202000	5110171100	NR	NR	1,000
1.00	45558	Kiss Rest-S67 Fuel	202000	5110171100	NR	NR	1,000
1.00	45559	Kiss Rest-S67A Fuel	202000	5110171100	NR	NR	1,000
1.00	45560	Kiss Rest-S68A Fuel	202000	5110171100	NR	NR	1,000
1.00	45561	Kiss Rest-S84A Fuel	202000	5110171100	NR	NR	1,000
6.00	Total	540030	-	Oper Expense - Inventory Other Fuels			\$6,000
1.00	45562	Allapattah Rest-Oil & Lubes	202000	5110171100	NR	NR	500
1.00	45563	IRL C23/44-Oil & Lubes	202000	5110171100	NR	NR	33
1.00	45564	Kiss Rest-S65DX1 Oil & Lubes	202000	5110171100	NR	NR	200
1.00	45565	Kiss Rest-S65DX2 Oil & Lubes	202000	5110171100	NR	NR	100
1.00	45566	Kiss Rest-S67 Oil & Lubes	202000	5110171100	NR	NR	100
1.00	45567	Kiss Rest-S67A Oil & Lubes	202000	5110171100	NR	NR	30
1.00	45568	Kiss Rest-S68A Oil & Lubes	202000	5110171100	NR	NR	100
1.00	45569	Kiss Rest-S83A Oil & Lubes	202000	5110171100	NR	NR	100
1.00	45570	Kiss Rest-S84A Oil & Lubes	202000	5110171100	NR	NR	100
1.00	45571	Lksd R STA PH1 N-Oil & Lubes	202000	5110171100	NR	NR	1,150
1.00	45572	Lksd R STA PH2 S-Oil & Lubes	202000	5110171100	NR	NR	1,000
1.00	17497	Structure Maintenance	202000	5110171100	NR	NR	2,563
1.00	17511	Structure Maintenance	202000	5111172000	NR	NR	2,000
1.00	17505	Structure Maintenance	202000	5210173100	NR	NR	7,068
1.00	17509	Structure Maintenance	202000	5211174000	NR	NR	764
1.00	45952	CEPP S S333N-Oils/Lube	202002	5310175100	NR	3012	300
1.00	45953	S152 Gt Spill-Oils/Lube	202002	5310175100	NR	3012	160
1.00	17493	Structure Maintenance	202000	5310175100	NR	NR	4,209
1.00	17490	Structure Maintenance	202000	5311176000	NR	NR	1,079

OPERATIONS & MAINTENANCE

CF02 STRUCTURE MAINTENANCE

Qty	Item	Name	Fund	FundCenter	Fund Prg	Grant	Amount
1.00	17489	Structure Maintenance	202000	5312177000	NR	NR	1,394
1.00	15985	Structure Maintenance	203000	5313301000	NR	NR	3,312
21.00		Total 540040 - Oper Expense - Inventory Oils/Lubricants/Solvents					\$26,262
1.00	17453	Structure Maintenance	202000	5110171100	NR	NR	5,000
1.00	17932	Structure Maintenance	202000	5111172000	NR	NR	3,600
2.00		Total 540050 - Oper Expense - Inventory Parts and Supplies					\$8,600
1.00	17548	Structure Maintenance	202000	5110171100	NR	NR	4,676
1.00	17556	Structure Maintenance	202000	5111172000	NR	NR	1,501
1.00	17553	Structure Maintenance	202000	5210173100	NR	NR	1,978
1.00	17555	Structure Maintenance	202000	5211174000	NR	NR	1,079
1.00	45954	CEPP S S333N-Propane	202002	5310175100	NR	3012	400
1.00	32911	Dade-Broward - Propane	219000	5310175100	NR	NR	178
1.00	17546	Structure Maintenance	202000	5310175100	NR	NR	2,698
1.00	17541	Structure Maintenance	202000	5311176000	NR	NR	3,058
1.00	17540	Structure Maintenance	202000	5312177000	NR	NR	2,878
1.00	15989	Structure Maintenance	203000	5313301000	NR	NR	2,366
10.00		Total 541200 - Oper Expense - Liquid Propane Fuel					\$20,812
1.00	15255	Fuel Card Purchases - BCB FS	203000	5005170400	NR	NR	500
1.00		Total 541250 - Oper Expense - Vehicle Fuel Card Consumed					\$500
1.00	45573	10 mi Crk-Construction Material	202000	5110171100	NR	NR	5,000
1.00	45574	Kiss Rest-S65DX1 Chainlink / Barbwire	202000	5110171100	NR	NR	1,200
1.00	45575	Kiss Rest-S65DX1 Weed Traps / Barrier	202000	5110171100	NR	NR	12,000
1.00	45576	Kiss Rest-S65DX2 General/Building Mai	202000	5110171100	NR	NR	1,000
1.00	45577	Kiss Rest-S67 Chainlink / Barbwire	202000	5110171100	NR	NR	1,200
1.00	45578	Kiss Rest-S67 Weed Traps / Barrier	202000	5110171100	NR	NR	12,000
1.00	45579	Kiss Rest-S67A Chainlink/Barbwire	202000	5110171100	NR	NR	1,200
1.00	45580	Kiss Rest-S67A Weed Traps / Barrier	202000	5110171100	NR	NR	12,000
1.00	45581	Kiss Rest-S68A Chainlink / Barbwire	202000	5110171100	NR	NR	1,200
1.00	45582	Kiss Rest-S68A Weed Traps / Barrier	202000	5110171100	NR	NR	12,000
1.00	45583	Kiss Rest-S83A Chainlink / Barbwire	202000	5110171100	NR	NR	1,200
1.00	45584	Kiss Rest-S83A Fuel	202000	5110171100	NR	NR	1,000
1.00	45585	Kiss Rest-S83A Weed Traps/Barrier	202000	5110171100	NR	NR	12,000

OPERATIONS & MAINTENANCE

CF02 STRUCTURE MAINTENANCE

Qty	Item	Name	Fund	FundCenter	Fund Prg	Grant	Amount
1.00	45586	Kiss Rest-S84A Chainlink / Barbwire	202000	5110171100	NR	NR	1,200
1.00	45587	Kiss Rest-S84A Weed Traps/Barrier	202000	5110171100	NR	NR	12,000
1.00	45588	Lksd R STA PH2 S-Construction Material	202000	5110171100	NR	NR	5,000
1.00	17580	Structure Maintenance	202000	5110171100	NR	NR	7,576
1.00	17600	Structure Maintenance	202000	5111172000	NR	NR	3,631
1.00	17591	Structure Maintenance	202000	5210173100	NR	NR	2,549
1.00	17598	Structure Maintenance	202000	5211174000	NR	NR	3,251
1.00	45955	CEPP S S333N-Fencing	202002	5310175100	NR	3012	2,000
1.00	32924	Dade-Broward - Fencing	219000	5310175100	NR	NR	525
1.00	45956	S152 Gt Spill-Lumber	202002	5310175100	NR	3012	525
1.00	17574	Structure Maintenance	202000	5310175100	NR	NR	2,885
1.00	46755	BBCW L31E #3-Fencing	202002	5311176000	NR	3007	60
1.00	17565	Structure Maintenance	202000	5311176000	NR	NR	2,437
1.00	17564	Structure Maintenance	202000	5312177000	NR	NR	4,467
1.00	15991	Aquatic Plant Control	203000	5313301000	NR	NR	5,413
1.00	15993	Structure Maintenance	203000	5313301000	NR	NR	4,003
29.00		Total 541300 - Oper Expense - Construction Materials					\$130,522
1.00	45589	Lksd R STA PH2 S-Uniforms	202000	5110171100	NR	NR	1,000
1.00	17635	Structure Maintenance	202000	5110171100	NR	NR	2,318
1.00	17660	Structure Maintenance	202000	5111172000	NR	NR	700
1.00	17649	Structure Maintenance	202000	5210173100	NR	NR	1,279
1.00	17657	Structure Maintenance	202000	5211174000	NR	NR	120
1.00	17627	Structure Maintenance	202000	5310175100	NR	NR	3,779
1.00	17616	Structure Maintenance	202000	5311176000	NR	NR	659
1.00	17614	Structure Maintenance	202000	5312177000	NR	NR	1,022
1.00	15997	Structure Maintenance	203000	5313301000	NR	NR	756
9.00		Total 541301 - Oper Expense - District Uniforms					\$11,633
1.00	20967	Safety Boots	202000	5110171100	NR	NR	1,000
1.00	20968	Safety Boots	202000	5111172000	NR	NR	4,000
1.00	20963	Safety Boots	202000	5210173100	NR	NR	2,500
1.00	45333	C43 Res-OE Safety Shoes	202000	5211174000	NR	3011	2,500
1.00	20965	Safety Boots	202000	5211174000	NR	NR	2,500
1.00	20969	Safety Boots	202000	5310175100	NR	NR	4,000
1.00	20970	Safety Boots	202000	5311176000	NR	NR	1,500
1.00	20971	Safety Boots	202000	5312177000	NR	NR	2,000

OPERATIONS & MAINTENANCE

CF02 STRUCTURE MAINTENANCE

Qty	Item	Name	Fund	FundCenter	Fund Prg	Grant	Amount
1.00	21660	Safety Boots - Struct Maint	202000	5312177000	NR	NR	387
1.00	20962	Safety Boots	203000	5313301000	NR	NR	1,000
10.00		Total 541302 - Oper Expense - Safety Shoes					\$21,387
1.00	17695	Structure Maintenance	202000	5110171100	NR	NR	12,139
1.00	17722	Structure Maintenance	202000	5111172000	NR	NR	4,567
1.00	17711	Structure Maintenance	202000	5210173100	NR	NR	5,990
1.00	17720	Structure Maintenance	202000	5211174000	NR	NR	2,023
1.00	33028	Dade-Broward - Small Tools	219000	5310175100	NR	NR	1,050
1.00	17686	Structure Maintenance	202000	5310175100	NR	NR	9,666
1.00	17674	Structure Maintenance	202000	5311176000	NR	NR	10,045
1.00	17672	Structure Maintenance	202000	5312177000	NR	NR	8,570
1.00	16002	Structure Maintenance	203000	5313301000	NR	NR	3,926
1.00	15839	Tools & Equipment	101000	5513142700	NR	NR	1,702
1.00	11980	Tools & Equipment	202000	5513142700	NR	NR	75
1.00	18383	Tools and Equipment	202000	5611187000	NR	NR	1,080
12.00		Total 541400 - Oper Expense - Tools/Equipment/PPE					\$60,833
1.00	46756	BBCW L31E #2-P&S Other Equip	202002	5311176000	NR	3007	100
1.00		Total 541500 - Oper Expense - Parts and Supplies					\$100
1.00	17839	Structure Maintenance	202000	5110171100	NR	NR	831
1.00	17854	Structure Maintenance	202000	5111172000	NR	NR	547
1.00	17848	Structure Maintenance	202000	5210173100	NR	NR	1,396
1.00	17852	Structure Maintenance	202000	5211174000	NR	NR	391
1.00	45957	CEPP S S333N-Paint	202002	5310175100	NR	3012	1,000
1.00	33113	Dade-Broward - Paint	219000	5310175100	NR	NR	210
1.00	45958	S152 Gt Spill-Paint	202002	5310175100	NR	3012	1,000
1.00	17835	Structure Maintenance	202000	5310175100	NR	NR	1,010
1.00	17830	Structure Maintenance	202000	5311176000	NR	NR	1,414
1.00	17829	Structure Maintenance	202000	5312177000	NR	NR	748
10.00		Total 541503 - Oper Expense - Parts,Supp - Build & Ground Equip					\$8,547
1.00	45590	IRL C23/44-Electrical P&S	202000	5110171100	NR	NR	1,667
1.00	17872	Structure Maintenance	202000	5110171100	NR	NR	15,957
1.00	17891	Structure Maintenance	202000	5111172000	NR	NR	14,027

OPERATIONS & MAINTENANCE

CF02 STRUCTURE MAINTENANCE

Qty	Item	Name	Fund	FundCenter	Fund Prg	Grant	Amount
1.00	17881	Structure Maintenance	202000	5210173100	NR	NR	6,719
1.00	17885	Structure Maintenance	202000	5211174000	NR	NR	3,467
1.00	45959	CEPP S S333N-Electric P&S	202002	5310175100	NR	3012	1,000
1.00	33132	Dade-Broward - P&S Electrical/Electronic	219000	5310175100	NR	NR	735
1.00	17868	Structure Maintenance	202000	5310175100	NR	NR	15,004
1.00	17863	Structure Maintenance	202000	5311176000	NR	NR	6,897
1.00	17862	Structure Maintenance	202000	5312177000	NR	NR	7,863
1.00	16016	Structure Maintenance	203000	5313301000	NR	NR	4,931
11.00	Total	541505 - Oper Expense - Parts,Supp - Electrical/Electronic					\$78,267
1.00	17913	Structure Maintenance	202000	5110171100	NR	NR	290
1.00	17922	Structure Maintenance	202000	5210173100	NR	NR	94
1.00	17926	Structure Maintenance	202000	5211174000	NR	NR	2,629
1.00	17909	Structure Maintenance	202000	5310175100	NR	NR	332
1.00	17904	Structure Maintenance	202000	5312177000	NR	NR	225
1.00	16019	Structure Maintenance	203000	5313301000	NR	NR	263
6.00	Total	541511 - Oper Expense - Parts and Supplies Security Equipment					\$3,833
1.00	46797	Operations and Maintenance Clewiston FS	214001	5003170600	NR	2144	100,000
1.00	46918	Operations and Maintenance Clewiston FS	202000	5003170600	NR	NR	150,000
1.00	46794	Operations and Maintenance FTL FS	214001	5003170600	NR	2144	250,000
1.00	46919	Operations and Maintenance FTL FS	202000	5003170600	NR	NR	250,000
1.00	46920	Operations and Maintenance Homestead FS	202000	5003170600	NR	NR	300,000
1.00	46793	Operations and Maintenance Homestead FS	214001	5003170600	NR	2144	700,000
1.00	46800	Operations and Maintenance St. Cloud FS	202000	5003170600	NR	NR	100,000
1.00	45591	10 mi Crk-Building/Ground P&S	202000	5110171100	NR	NR	3,500
1.00	45592	Allapattah Rest-Parts & Supplies	202000	5110171100	NR	NR	2,000
1.00	45593	IRL C23/44-Parts & Supplies	202000	5110171100	NR	NR	162
1.00	45594	Kiss ASR Well-Building Maint	202000	5110171100	NR	NR	1,000
1.00	45595	Kiss Rest-S65DX1 General/Building Mai	202000	5110171100	NR	NR	550
1.00	45596	Kiss Rest-S65DX1 SCADA / Telemetry	202000	5110171100	NR	NR	1,500
1.00	45597	Kiss Rest-S65DX1 Signs	202000	5110171100	NR	NR	500
1.00	45598	Kiss Rest-S65DX2 Chainlink / Barbwire	202000	5110171100	NR	NR	1,200
1.00	45599	Kiss Rest-S65DX2 SCADA / Telemetry	202000	5110171100	NR	NR	1,500
1.00	45600	Kiss Rest-S65DX2 Signs	202000	5110171100	NR	NR	500
1.00	45601	Kiss Rest-S67 General/Building Maint	202000	5110171100	NR	NR	1,000
1.00	45602	Kiss Rest-S67 SCADA / Telemetry	202000	5110171100	NR	NR	1,500

OPERATIONS & MAINTENANCE

CF02 STRUCTURE MAINTENANCE

Qty	Item	Name	Fund	FundCenter	Fund Prg	Grant	Amount
1.00	45603	Kiss Rest-S67 Signs	202000	5110171100	NR	NR	500
1.00	45604	Kiss Rest-S67A General/Building Maint	202000	5110171100	NR	NR	1,000
1.00	45605	Kiss Rest-S67A SCADA / Telemetry	202000	5110171100	NR	NR	1,500
1.00	45606	Kiss Rest-S67A Signs	202000	5110171100	NR	NR	500
1.00	45487	Kiss Rest-S68A General/Building Maint	202000	5110171100	NR	NR	1,000
1.00	45488	Kiss Rest-S68A SCADA / Telemetry	202000	5110171100	NR	NR	1,500
1.00	45489	Kiss Rest-S68A Signs	202000	5110171100	NR	NR	500
1.00	45490	Kiss Rest-S83A General/Building Maint	202000	5110171100	NR	NR	1,000
1.00	45491	Kiss Rest-S83A Scada/Telemetry	202000	5110171100	NR	NR	1,500
1.00	45492	Kiss Rest-S83A Signs	202000	5110171100	NR	NR	500
1.00	45493	Kiss Rest-S84A General/Building Maint	202000	5110171100	NR	NR	1,000
1.00	45494	Kiss Rest-S84A SCADA / Telemetry	202000	5110171100	NR	NR	1,500
1.00	45495	Kiss Rest-S84A Signs	202000	5110171100	NR	NR	500
1.00	45496	Lksd R STA PH1 N-Parts & Supplies	202000	5110171100	NR	NR	12,500
1.00	17938	Structure Maintenance	202000	5110171100	NR	NR	56,550
1.00	45424	Rolling Med-P&S Water Control	202000	5111172000	NR	NR	2,520
1.00	17949	Structure Maintenance	202000	5111172000	NR	NR	21,015
1.00	17944	Structure Maintenance	202000	5210173100	NR	NR	53,375
1.00	45334	Boma AGI-OE P&S Water Control	202000	5211174000	NR	NR	1,500
1.00	45926	C43 S470 PS-OE P&S Water Control	202002	5211174000	NR	3011	4,500
1.00	17946	Structure Maintenance	202000	5211174000	NR	NR	9,224
1.00	45960	CEPP S S333N-Parts & Supplies	202002	5310175100	NR	3012	1,000
1.00	45961	CEPP S S333N-Tuff Booms	202002	5310175100	NR	3012	5,000
1.00	33259	Dade-Broward - Parts & Supplies	219000	5310175100	NR	NR	735
1.00	45962	S152 Gt Spill-Parts & Supplies	202002	5310175100	NR	3012	5,000
1.00	17936	Structure Maintenance	202000	5310175100	NR	NR	35,628
1.00	46757	BBCW L31E #3-P&S Other Equip	202002	5311176000	NR	3007	585
1.00	17935	Structure Maintenance	202000	5311176000	NR	NR	15,000
1.00	45197	US1 Culverts-Parts & Supplies	202000	5311176000	NR	NR	500
1.00	17933	Structure Maintenance	202000	5312177000	NR	NR	9,836
1.00	45849	Pic St Manatee-Structure Maint	101002	5313301000	NR	3008	2,000
1.00	16020	Structure Maintenance	203000	5313301000	NR	NR	60,364
1.00	35508	Tuff Booms	203000	5313301000	NR	NR	35,000
52.00		Total	541512	- Oper Expense - Parts and Supplies Water Control Structure			\$2,209,244
1.00	45335	NEEP Boma FEB-OE P&S other	202000	5211174000	NR	NR	500
1.00		Total	541513	- Oper Expense - Parts and Supplies Other			\$500

OPERATIONS & MAINTENANCE

CF02 STRUCTURE MAINTENANCE

Qty	Item	Name	Fund	FundCenter	Fund Prg	Grant	Amount
1.00	17966	Structure Maintenance	202000	5110171100	NR	NR	1,207
1.00	17983	Structure Maintenance	202000	5111172000	NR	NR	3,854
1.00	17975	Structure Maintenance	202000	5210173100	NR	NR	415
1.00	17980	Structure Maintenance	202000	5211174000	NR	NR	534
1.00	17963	Structure Maintenance	202000	5310175100	NR	NR	831
1.00	17955	Structure Maintenance	202000	5311176000	NR	NR	653
1.00	17953	Structure Maintenance	202000	5312177000	NR	NR	712
7.00	Total	541600 - Oper Expense - Rent/Lease Equipment					\$8,206
1.00	18016	Structure Maintenance	202000	5110171100	NR	NR	333
1.00	18027	Structure Maintenance	202000	5111172000	NR	NR	113
1.00	18020	Structure Maintenance	202000	5210173100	NR	NR	135
1.00	18024	Structure Maintenance	202000	5211174000	NR	NR	313
1.00	18010	Structure Maintenance	202000	5310175100	NR	NR	450
1.00	18008	Structure Maintenance	202000	5311176000	NR	NR	225
1.00	18002	Structure Maintenance	202000	5312177000	NR	NR	475
1.00	16031	Structure Maintenance	203000	5313301000	NR	NR	156
8.00	Total	542400 - Oper Expense - Professional Licenses					\$2,200
1.00	45963	CEPP S S333N-Waste Disposal	202002	5310175100	NR	3012	500
1.00	33392	Dade-Broward - Waste Disposal	219000	5310175100	NR	NR	367
2.00	Total	543302 - Oper Expense - Waste Disposal Fees					\$867
1.00	45497	Allapattah Rest-Electric	202000	5110171100	NR	NR	500
1.00	Total	543700 - Oper Expense - Utilities					\$500
1.00	45498	Kiss Rest-S65DX1 Electrical Service	202000	5110171100	NR	NR	1,500
1.00	45499	Kiss Rest-S65DX2 Electrical Service	202000	5110171100	NR	NR	1,500
1.00	45500	Kiss Rest-S67 Electrical Service	202000	5110171100	NR	NR	685
1.00	45501	Kiss Rest-S67A Electrical Service	202000	5110171100	NR	NR	170
1.00	45502	Kiss Rest-S68A Electrical Service	202000	5110171100	NR	NR	850
1.00	45503	Kiss Rest-S83A Electrical Service	202000	5110171100	NR	NR	850
1.00	45504	Kiss Rest-S84A Electrical Service	202000	5110171100	NR	NR	850
1.00	45964	CEPP S S333N-Electrical Service	202002	5310175100	NR	3012	5,000
1.00	33415	Dade-Broward - Electrical Service	219000	5310175100	NR	NR	1,312
9.00	Total	543701 - Oper Expense - Electrical Service					\$12,717

OPERATIONS & MAINTENANCE

CF02 STRUCTURE MAINTENANCE

Qty	Item	Name	Fund	FundCenter	Fund Prg	Grant	Amount
1.00	30645	Structure Maintenance-Freight	202000	5111172000	NR	NR	500
1.00	16023	Structure Maintenance	203000	5313301000	NR	NR	2,659
2.00		Total 543800 - Oper Expense - Freight					\$3,159
1.00	24649	Structure Maintenance	202000	5210173100	NR	NR	20,000
1.00		Total 545010 - Oper Expense - Interagency State of FL					\$20,000
1.00	46818	C43 Res-Dump Truck (325 HP)	424001	5005170400	NR	2144	425,000
1.00	46154	C43 Res-Dump Truck (325 HP)	424001	5005170400	NR	2144	425,000
1.00	46819	C43 Res-Dump Truck (325 HP)	424001	5005170400	NR	2144	425,000
1.00	46155	C43 Res-Water Truck	424001	5005170400	NR	2144	575,000
1.00	46820	C43 Res-Water Truck	424001	5005170400	NR	2144	575,000
1.00	46138	C44 Res #2-Water Truck	424001	5005170400	NR	2144	575,000
1.00	15400	Structure Maintenance	402000	5310175100	NR	NR	7,500
1.00	15406	Structure Maintenance	402000	5311176000	NR	NR	7,000
1.00	15407	Structure Maintenance	402000	5312177000	NR	NR	4,372
9.00		Total 589300 - Capital Outlay - Equipment					\$3,018,872
1.00	46156	C43 Res-1T U/B 4WD (Struct Maint)	424001	5005170400	NR	2144	71,500
1.00	46157	C43 Res-3/4T P/U 4WD (Crew Chief)	424001	5005170400	NR	2144	56,000
1.00	46139	C44 Res #2-1T U/B 4WD (Struct Maint)	424001	5005170400	NR	2144	71,500
1.00	46140	C44 Res #2-3/4T P/U 4WD (FIELD OPS)	424001	5005170400	NR	2144	56,000
.80	15895	CO Vehicles	424001	5005170400	NR	2144	589,194
4.80		Total 589500 - Capital Outlay - Vehicles					\$844,194
		Total STRUCTURE MAINTENANCE					\$14,131,883

OPERATIONS & MAINTENANCE

CF03	STRUCTURE OVERHAUL		Fund	FundCenter	Fund Prg	Grant	Amount
Qty	Item	Name					
18.05	Total	510100 - Salaries and Wages - Regular					\$1,027,897
3.00	Total	511100 - Salaries and Wages - Overtime					\$23,362
21.05	Total	520900 - Fringe Benefits - FICA Taxes Employer Share					\$80,905
21.05	Total	521010 - Fringe Benefits - FRS Retirement Contrib					\$146,313
18.05	Total	521110 - Fringe Benefits - Medical Insurance					\$297,207
18.05	Total	521120 - Fringe Benefits - Dental Insurance					\$22,021
18.05	Total	521130 - Fringe Benefits - Vision Insurance					\$2,481
18.05	Total	521140 - Fringe Benefits - Accidental Death Dismemberment					\$267
18.05	Total	521150 - Fringe Benefits - Long-Term Disability					\$3,610
18.05	Total	521160 - Fringe Benefits - Life Insurance					\$4,415
1.00	1992	STRUCTURE OVERHAUL	202000	5210173100	NR	NR	4,000
1.00	Total	540040 - Oper Expense - Inventory Oils/Lubricants/Solvents					\$4,000
1.00	17648	Structure Overhaul	202000	5210173100	NR	NR	350
1.00	Total	541301 - Oper Expense - District Uniforms					\$350
1.00	17710	Structure Overhaul	202000	5210173100	NR	NR	5,371
1.00	Total	541400 - Oper Expense - Tools/Equipment/PPE					\$5,371
1.00	17928	Structure Overhaul	202000	5111172000	NR	NR	1,423
1.00	46921	Hydraulic Gate and Cyland Repl Prg C&SF	202000	5210173100	101312	NR	419,521
1.00	46809	Hydraulic Gate and Cyland Repl Prg C&SF	214001	5210173100	101312	2144	130,479
3.00	Total	541512 - Oper Expense - Parts and Supplies Water Control Structure					\$551,423

OPERATIONS & MAINTENANCE

CF03	STRUCTURE OVERHAUL							
Qty	Item	Name	Fund	FundCenter	Fund Prg	Grant		Amount
1.00	23040	Structure Overhaul	202000	5210173100	NR	NR		12,500
1.00		Total	541514	- Oper Expense - Parts, Supp - Maint Supp Facility				\$12,500
		Total	STRUCTURE OVERHAUL					\$2,182,122

OPERATIONS & MAINTENANCE

CF05 PUMP STATION MAINTENANCE							
Qty	Item	Name	Fund	FundCenter	Fund Prg	Grant	Amount
63.30		Total	510100	-	Salaries and Wages - Regular		\$3,760,915
3.00		Total	511100	-	Salaries and Wages - Overtime		\$70,888
66.30		Total	520900	-	Fringe Benefits - FICA Taxes Employer Share		\$306,552
66.30		Total	521010	-	Fringe Benefits - FRS Retirement Contrib		\$571,987
63.30		Total	521110	-	Fringe Benefits - Medical Insurance		\$1,037,234
63.30		Total	521120	-	Fringe Benefits - Dental Insurance		\$77,226
63.30		Total	521130	-	Fringe Benefits - Vision Insurance		\$8,699
63.30		Total	521140	-	Fringe Benefits - Accidental Death Dismemberment		\$955
63.30		Total	521150	-	Fringe Benefits - Long-Term Disability		\$12,660
63.30		Total	521160	-	Fringe Benefits - Life Insurance		\$15,731
1.00	45505	Lksd R STA PH1 N-CS Diving Services	214001	5110171100	NR	2144	5,900
1.00	17181	Pump Station Maintenance	214001	5110171100	NR	2144	4,650
1.00	17162	Pump Station Maintenance	214001	5110171100	NR	2144	1,799
1.00	45965	Mod Wtr S356-Diving Services	202002	5310175100	NR	3003	20,600
1.00	46759	8.5 SMA Mod-SIP Maint Dive Services	202002	5311176000	NR	3003	8,000
1.00	46758	C111 Normal-Dive Svc SIP Maint Rep	202002	5311176000	NR	3001	4,000
1.00	46760	C111 Spreader-Dive Svcs SIP Mait Rep	202002	5311176000	NR	3006	4,000
7.00		Total	530104	-	Cont Serv - Diving Services		\$48,949
1.00	17167	Pump Station Maintenance	214001	5210173100	NR	2144	1,259
1.00	17169	Pump Station Maintenance	214001	5211174000	NR	2144	148
1.00	45967	BBCW Deering-Trapping Services	202002	5310175100	NR	3007	800
1.00	45966	Mod Wtr S356-Trapping Services	202002	5310175100	NR	3003	700
1.00	17157	Pump Station Maintenance	214001	5312177000	NR	2144	184
1.00	45728	Pic St Faka U PS-Gator Services	101002	5313301000	NR	3008	825

OPERATIONS & MAINTENANCE

CF05 PUMP STATION MAINTENANCE

Qty	Item	Name	Fund	FundCenter	Fund Prg	Grant	Amount
1.00	45729	Pic St Merritt-Gator Services	101002	5313301000	NR	3008	775
7.00		Total 530106 - Cont Serv - Alligator Protection Services					\$4,691
1.00	45506	IRL C23/44-Contract Svcs	214001	5110171100	NR	2144	8,333
1.00	17186	Pump Station Maintenance	214001	5210173100	NR	2144	12,141
1.00	45336	Boma AGI-CS Electrical Service	214001	5211174000	NR	2144	2,000
1.00	45927	C43 S470 PS-CS Electrical Service	202002	5211174000	NR	3011	6,500
1.00	45337	NEEP Hicpo PH1-CS Electrical Service	214001	5211174000	NR	2144	11,500
1.00	17188	Pump Station Maintenance	214001	5211174000	NR	2144	5,500
1.00	17177	Pump Station Maintenance	214001	5312177000	NR	2144	3,617
1.00	45730	Pic St Faka U PS-LED Light Replacements	101002	5313301000	NR	3008	12,600
1.00	45731	Pic St Merritt-LED Light Replacements	101002	5313301000	NR	3008	11,500
1.00	45732	Pic St Miller-LED Light Replacements	101002	5313301000	NR	3008	12,780
10.00		Total 530120 - Cont Serv - Electrical Services					\$86,471
1.00	17193	Pump Station Maintenance	214001	5110171100	NR	2144	225
1.00	17195	Pump Station Maintenance	214001	5210173100	NR	2144	3,597
1.00	17196	Pump Station Maintenance	214001	5211174000	NR	2144	2,632
1.00	17192	Pump Station Maintenance	214001	5312177000	NR	2144	2,089
4.00		Total 530121 - Cont Serv - Water and Sewer Services					\$8,543
1.00	46761	BBCW L31E #5b-Aquatic Spraying	202002	5311176000	NR	3007	525
1.00		Total 530300 - Cont Serv - Aquatic Spraying					\$525
1.00	45968	Mod Wtr S356-Terrestrial Plant Control	202002	5310175100	NR	3003	110
1.00		Total 530301 - Cont Serv - Terrestrial Spraying					\$110
1.00	46762	8.5 SMA Mod-PS 357 Mowing	202002	5311176000	NR	3003	47,872
1.00	46763	C111 Spreader-S 199 (Aerojet) Mowing	202002	5311176000	NR	3006	1,495
1.00	46764	C111 Spreader-S 200 (Frog Pond) Mow	202002	5311176000	NR	3006	11,605
3.00		Total 530403 - Cont Serv - Mowing Canals/Levees					\$60,972
1.00	17190	Pump Station Maintenance	214001	5111172000	NR	2144	4,000
1.00	17237	Pump Station Maintenance	214001	5210173100	NR	2144	9,937
1.00	45928	C43 S470 PS-CS Mowing Struture/PS	202002	5211174000	NR	3011	3,500

OPERATIONS & MAINTENANCE

CF05 PUMP STATION MAINTENANCE

Qty	Item	Name	Fund	FundCenter	Fund Prg	Grant	Amount
1.00	45338	NEEP Hicpo PH1-CS Mowing Struture/PS	214001	5211174000	NR	2144	1,500
1.00	17241	Pump Station Maintenance	214001	5211174000	NR	2144	15,880
1.00	45970	BBCW Deering-Mowing S-700	202002	5310175100	NR	3007	5,000
1.00	45969	Mod Wtr S356-Mowing	202002	5310175100	NR	3003	3,000
1.00	17234	Pump Station Maintenance	214001	5310175100	NR	2144	1,400
1.00	45971	S152 Gt Spill-Mowing	202002	5310175100	NR	3012	1,200
1.00	46766	8.5 SMA Mod-PS 357 Compound Mowing	202002	5311176000	NR	3003	9,900
1.00	46769	BBCW L31E #5a- Mowing Compound	202002	5311176000	NR	3007	500
1.00	46770	BBCW L31E #5b-Mowing Compound	202002	5311176000	NR	3007	500
1.00	46765	C111 Normal-PS 332D Mowing Struct PS	202002	5311176000	NR	3001	16,200
1.00	46767	C111 Spreader-S 199 Compound Mowing	202002	5311176000	NR	3006	4,000
1.00	46768	C111 Spreader-S 200 Compound Mowing	202002	5311176000	NR	3006	4,000
1.00	17230	Pump Station Maintenance	214001	5312177000	NR	2144	29,110
1.00	45733	Pic St Faka U PS-Mowing	101002	5313301000	NR	3008	19,200
1.00	45734	Pic St Merritt-Mowing	101002	5313301000	NR	3008	20,200
1.00	45735	Pic St Miller-Mowing	101002	5313301000	NR	3008	19,200
19.00	Total	530404 - Cont Serv - Mowing Field Stations/Pump Stations					\$168,227
1.00	17252	Pump Station Maintenance	214001	5110171100	NR	2144	3,283
1.00	17255	Pump Station Maintenance	214001	5210173100	NR	2144	1,529
1.00	45929	C43 S470 PS-CS P&S Vibration Analysis	202002	5211174000	NR	3011	5,500
1.00	17257	Pump Station Maintenance	214001	5211174000	NR	2144	899
1.00	45972	Mod Wtr S356-Vibration Analysis	202002	5310175100	NR	3003	265
1.00	46644	BBCW L31E #4-Fire Extinguisher	202002	5311176000	NR	3007	1,200
1.00	46645	BBCW L31E #4-Vibration Analysis	202002	5311176000	NR	3007	2,400
1.00	17248	Pump Station Maintenance	214001	5312177000	NR	2144	2,403
1.00	45736	Pic St Faka U PS-Crane Inspection/Repair	101002	5313301000	NR	3008	2,215
1.00	45737	Pic St Merritt-Crane Inspection / Repair	101002	5313301000	NR	3008	2,215
1.00	45738	Pic St Miller-Crane Inspection / Repair	101002	5313301000	NR	3008	2,285
11.00	Total	530405 - Cont Serv - Equipment Inspections					\$24,194
1.00	45339	NEEP Hicpo PH1-CS Maint. & Repair	214001	5211174000	NR	2144	2,000
1.00	45739	Pic St Faka U PS-Fire Alarm Inspections	101002	5313301000	NR	3008	1,565
1.00	45740	Pic St Faka U PS-Fire Extinguisher Insp	101002	5313301000	NR	3008	530
1.00	45741	Pic St Faka U PS-Maint & Repairs	101002	5313301000	NR	3008	15,320
1.00	45742	Pic St Faka U PS-Trash Rake Repairs	101002	5313301000	NR	3008	1,870
1.00	45743	Pic St Merritt-Fire Alarm Inspections	101002	5313301000	NR	3008	1,520

OPERATIONS & MAINTENANCE

CF05 PUMP STATION MAINTENANCE

Qty	Item	Name	Fund	FundCenter	Fund Prg	Grant	Amount
1.00	45744	Pic St Merritt-Fire Extinguisher Insp	101002	5313301000	NR	3008	494
1.00	45745	Pic St Merritt-Maint & Repairs	101002	5313301000	NR	3008	24,800
1.00	45746	Pic St Merritt-Trash Rake Repairs	101002	5313301000	NR	3008	3,500
1.00	45747	Pic St Miller-Fire Alarm Inspections	101002	5313301000	NR	3008	1,245
1.00	45748	Pic St Miller-Fire Extinguisher Inspec	101002	5313301000	NR	3008	500
1.00	45749	Pic St Miller-Maint & Repairs	101002	5313301000	NR	3008	11,200
1.00	45750	Pic St Miller-Trash Rake Repairs	101002	5313301000	NR	3008	3,935
13.00		Total 530600 - Cont Serv - Maintenance and Repairs					\$68,479
1.00	45507	Lksd R STA S191A-Automation	214001	5110171100	NR	2144	1,500
1.00		Total 530602 - Cont Serv - Maint & Repairs - Computer Software					\$1,500
1.00	45508	10 mi Crk-Contract Svcs-Parking Lot	214001	5110171100	NR	2144	30,000
1.00	45509	10 mi Crk-Maint & Repairs	214001	5110171100	NR	2144	5,500
1.00	45510	10 mi Crk-Pump & Motor Refurb	214001	5110171100	NR	2144	130,000
1.00	45511	10 mi Crk-Vibration Analysis	214001	5110171100	NR	2144	800
1.00	45512	IRL C23/44-Maint & Repairs	214001	5110171100	NR	2144	200
1.00	45513	IRL C23/44-Oils & Lube	214001	5110171100	NR	2144	417
1.00	45514	IRL C23/44-Vibration Analysis	214001	5110171100	NR	2144	50
1.00	45515	Lksd R STA PH1 N-General Maintenance	214001	5110171100	NR	2144	2,450
1.00	45516	Lksd R STA PH1 N-Storage Tank Fees	214001	5110171100	NR	2144	75
1.00	45517	Lksd R STA PH1 N-Vibration Analysis	214001	5110171100	NR	2144	500
1.00	45518	Lksd R STA S191A-General Maint	214001	5110171100	NR	2144	5,000
1.00	45519	Lksd R STA S191A-Mant & Repair	214001	5110171100	NR	2144	8,500
1.00	45520	Lksd R STA S191A-Vibration Anly	214001	5110171100	NR	2144	700
1.00	45521	Lksd R STA S191A-Waste tank	214001	5110171100	NR	2144	13,000
1.00	17274	Pump Station Maintenance	214001	5110171100	NR	2144	33,570
1.00	45425	G103 Gtd Spill-Maintenance & Repairs	214001	5111172000	NR	2144	15,000
1.00	17284	Pump Station Maintenance	214001	5111172000	NR	2144	4,278
1.00	17279	Pump Station Maintenance	214001	5210173100	NR	2144	19,475
1.00	17281	Pump Station Maintenance	214001	5211174000	NR	2144	95,415
1.00	45974	BBCW Deering-CS Outsource Repairs	202002	5310175100	NR	3007	2,500
1.00	45973	Mod Wtr S356-Outsource Repairs	202002	5310175100	NR	3003	70,000
1.00	17273	Pump Station Maintenance	214001	5310175100	NR	2144	20,236
1.00	46653	8.5 SMA Mod-PS 357 M&R District Works	202002	5311176000	NR	3003	3,500
1.00	46654	8.5 SMA Mod-PS 357 Oil Changes	202002	5311176000	NR	3003	3,500
1.00	46657	BBCW L31E #4-Parts & Supplies	202002	5311176000	NR	3007	3,000

OPERATIONS & MAINTENANCE

CF05 PUMP STATION MAINTENANCE

Qty	Item	Name	Fund	FundCenter	Fund Prg	Grant	Amount
1.00	46658	BBCW L31E #5a-Main & Repair Dist Work	202002	5311176000	NR	3007	500
1.00	46659	BBCW L31E #5b-Main & Repair Dist Work	202002	5311176000	NR	3007	500
1.00	46649	C111 Normal-PS 332B District Work	202002	5311176000	NR	3002	5,925
1.00	46650	C111 Normal-PS 332B Oil Changes	202002	5311176000	NR	3002	8,388
1.00	46651	C111 Normal-PS 332C Oil Changes	202002	5311176000	NR	3002	8,385
1.00	46652	C111 Normal-PS 332C District Work	202002	5311176000	NR	3002	5,925
1.00	46648	C111 Normal-PS 332D Oil Changes	202002	5311176000	NR	3001	7,780
1.00	46646	C111 S331-PS 331 District Works	202002	5311176000	NR	3000	8,500
1.00	46647	C111 S331-PS 331 Oil Changes	202002	5311176000	NR	3000	6,568
1.00	46655	C111 Spreader-S 199 District Works	202002	5311176000	NR	3006	3,500
1.00	46656	C111 Spreader-S 200 District Works	202002	5311176000	NR	3006	3,500
1.00	17269	Pump Station Maintenance	214001	5312177000	NR	2144	120,874
1.00	45751	Pic St Faka U PS-Fuel Tank Calibrations	101002	5313301000	NR	3008	2,750
1.00	45752	Pic St Faka U PS-Paint Fuel Tanks	101002	5313301000	NR	3008	4,200
1.00	45753	Pic St Faka U PS-Vibration analyses	101002	5313301000	NR	3008	1,200
1.00	45754	Pic St Merritt-Fuel Tank Calibrations	101002	5313301000	NR	3008	2,575
1.00	45755	Pic St Merritt-Vibration analyses	101002	5313301000	NR	3008	1,370
1.00	45756	Pic St Miller-Fuel Tank Calibrations	101002	5313301000	NR	3008	2,800
1.00	45757	Pic St Miller-Vibration analyses	101002	5313301000	NR	3008	1,175
44.00	Total	530606 - Cont Serv - Maint & Repairs - District Works					\$664,081
1.00	45340	NEEP Hicpo PH1-CS M&R Vehicles	214001	5211174000	NR	2144	3,500
1.00	Total	530608 - Cont Serv - Maint & Repairs - Vehicles					\$3,500
1.00	45522	Lksd R STA S191A-Fuel Tanks Rep	214001	5110171100	NR	2144	700
1.00	45523	Lksd R STA S191A-Storage Tk Fee	214001	5110171100	NR	2144	75
2.00	Total	530610 - Cont Serv - Maint and Repairs Environmental					\$775
1.00	17369	Pump Station Maintenance	214001	5110171100	NR	2144	674
1.00	17380	Pump Station Maintenance	214001	5210173100	NR	2144	899
1.00	17384	Pump Station Maintenance	214001	5211174000	NR	2144	33,490
1.00	46667	8.5 SMA Mod-PS 357 Crane Inspection	202002	5311176000	NR	3003	500
1.00	46668	8.5 SMA Mod-PS 357 M&R Other Equip	202002	5311176000	NR	3003	40,000
1.00	46671	BBCW L31E #4-M&R Other Equip	202002	5311176000	NR	3007	3,000
	Total	530611 - Cont Serv - Maint and Repairs Equipment					

OPERATIONS & MAINTENANCE

CF05 PUMP STATION MAINTENANCE

Qty	Item	Name	Fund	FundCenter	Fund Prg	Grant	Amount
1.00	46672	BBCW L31E #5a-Maint Repairs Equipment	202002	5311176000	NR	3007	500
1.00	46673	BBCW L31E #5b-Maint Repairs Equip	202002	5311176000	NR	3007	500
1.00	46665	C111 Normal-PS 332B M&R Other Eq	202002	5311176000	NR	3002	51,713
1.00	46666	C111 Normal-PS 332C M&R Other Eq	202002	5311176000	NR	3002	52,213
1.00	46662	C111 Normal-PS 332D Crane Inspec	202002	5311176000	NR	3001	625
1.00	46663	C111 Normal-PS 332D District Work	202002	5311176000	NR	3001	5,520
1.00	46664	C111 Normal-PS 332D M&R Other Eq	202002	5311176000	NR	3001	10,218
1.00	46660	C111 S331-PS 331 Crane Inspec	202002	5311176000	NR	3000	625
1.00	46661	C111 S331-PS 331 M&R Other Eq	202002	5311176000	NR	3000	44,230
1.00	46669	C111 Spreader-S 199 M&R Other Equip	202002	5311176000	NR	3006	15,000
1.00	46670	C111 Spreader-S 200 M&R Other Equip	202002	5311176000	NR	3006	15,000
17.00		Total 530611 - Cont Serv - Maint and Repairs Equipment					\$274,707
1.00	17395	Pump Station Maintenance	214001	5211174000	NR	2144	2,029
1.00	17389	Pump Station Maintenance	214001	5312177000	NR	2144	4,468
2.00		Total 530700 - Cont Serv - Equipment Rentals					\$6,497
1.00	17112	Seal and paint S-2	214001	5003170600	NR	2144	50,000
1.00	17405	Pump Station Maintenance	214001	5110171100	NR	2144	15,513
1.00	17412	Pump Station Maintenance	214001	5210173100	NR	2144	4,694
1.00	45341	NEEP Hicpo PH1-CS General Maint.	214001	5211174000	NR	2144	2,500
1.00	17415	Pump Station Maintenance	214001	5211174000	NR	2144	6,448
1.00	45976	BBCW Deering-Building Repairs	202002	5310175100	NR	3007	60,000
1.00	45975	Mod Wtr S356-Building Repairs	202002	5310175100	NR	3003	5,250
1.00	17404	Pump Station Maintenance	214001	5310175100	NR	2144	8,094
1.00	46679	8.5 SMA Mod-PS 357 Shop Rags	202002	5311176000	NR	3003	445
1.00	46677	C111 Normal-PS 332B Shop Rags	202002	5311176000	NR	3002	516
1.00	46678	C111 Normal-PS 332C Shop Rags	202002	5311176000	NR	3002	516
1.00	46676	C111 Normal-PS 332D Shop Rags	202002	5311176000	NR	3001	516
1.00	46674	C111 S331-PS 331 Bottled Water	202002	5311176000	NR	3000	470
1.00	46675	C111 S331-PS 331 Shop Rags	202002	5311176000	NR	3000	516
1.00	17397	Pump Station Maintenance	214001	5312177000	NR	2144	7,616
1.00	45758	Pic St Faka U PS-Electrl Maint & Repair	101002	5313301000	NR	3008	6,165
1.00	45759	Pic St Faka U PS-Pest Control	101002	5313301000	NR	3008	6,500
1.00	45760	Pic St Merritt-Electrical Maint & Repair	101002	5313301000	NR	3008	15,945
1.00	45761	Pic St Merritt-Pest Control	101002	5313301000	NR	3008	5,000
1.00	45762	Pic St Merritt-Sealcoat Strip Park Lot	101002	5313301000	NR	3008	14,500

OPERATIONS & MAINTENANCE

CF05 PUMP STATION MAINTENANCE

Qty	Item	Name	Fund	FundCenter	Fund Prg	Grant	Amount
1.00	45763	Pic St Miller-Electrical Maint & Repair	101002	5313301000	NR	3008	4,050
1.00	45764	Pic St Miller-Pest Control	101002	5313301000	NR	3008	4,500
1.00	45765	Pic St Miller-Sealcoat Strip Park Lot	101002	5313301000	NR	3008	14,500
23.00		Total 531100 - Cont Serv - General Maintenance					\$234,254
1.00	17432	Pump Station Maintenance	214001	5110171100	NR	2144	7,986
1.00	17436	Pump Station Maintenance	214001	5210173100	NR	2144	6,851
1.00	17438	Pump Station Maintenance	214001	5211174000	NR	2144	8,688
1.00	45978	BBCW Deering-Security Maintenance	202002	5310175100	NR	3007	6,000
1.00	45977	Mod Wtr S356-Security Maintenance	202002	5310175100	NR	3003	24,000
1.00	17431	Pump Station Maintenance	214001	5310175100	NR	2144	1,312
1.00	17427	Pump Station Maintenance	214001	5312177000	NR	2144	1,744
7.00		Total 531102 - Cont Serv - Security Services					\$56,581
1.00	45524	Lksd R STA S191A-Waste Disposal	214001	5110171100	NR	2144	1,500
1.00	17454	Pump Station Maintenance	214001	5110171100	NR	2144	2,248
1.00	17463	Pump Station Maintenance	214001	5210173100	NR	2144	2,248
1.00	45930	C43 S470 PS-CS Waste Disposal	202002	5211174000	NR	3011	5,500
1.00	17468	Pump Station Maintenance	214001	5211174000	NR	2144	1,124
1.00	17449	Pump Station Maintenance	214001	5310175100	NR	2144	2,248
1.00	46684	8.5 SMA Mod-PS 357 Waste Disposal	202002	5311176000	NR	3003	300
1.00	46682	C111 Normal-PS 332B Waste Dispos	202002	5311176000	NR	3002	300
1.00	46683	C111 Normal-PS 332C Waste Dispos	202002	5311176000	NR	3002	300
1.00	46681	C111 Normal-PS 332D Waste Dispos	202002	5311176000	NR	3001	300
1.00	46680	C111 S331-PS 331 Waste Disposal	202002	5311176000	NR	3000	15,000
1.00	17441	Pump Station Maintenance	214001	5312177000	NR	2144	12,248
1.00	45766	Pic St Faka U PS-Waste Disposal	101002	5313301000	NR	3008	3,650
1.00	45767	Pic St Merritt-Waste Disposal	101002	5313301000	NR	3008	2,825
1.00	45768	Pic St Miller-Waste Disposal	101002	5313301000	NR	3008	3,025
15.00		Total 531103 - Cont Serv - Waste Disposal Services					\$52,816
1.00	45980	BBCW Deering-Chemicals S-700	202002	5310175100	NR	3007	100
1.00	45979	Mod Wtr S356-Chemicals	202002	5310175100	NR	3003	1,005
1.00	45769	Pic St Faka U PS-Veg Control Chemicals	101002	5313301000	NR	3008	30,000
1.00	45770	Pic St Merritt-Veg Control Chemicals	101002	5313301000	NR	3008	20,000
1.00	45771	Pic St Miller-Veg Control Chemicals	101002	5313301000	NR	3008	22,000

OPERATIONS & MAINTENANCE

CF05 PUMP STATION MAINTENANCE

Qty	Item	Name	Fund	FundCenter	Fund Prg	Grant	Amount
5.00		Total 540010 - Oper Expense - Inventory Chemicals					\$73,105
1.00	45931	C43 S470 PS-OE Inventory Fuels	202002	5211174000	NR	3011	8,000
1.00		Total 540030 - Oper Expense - Inventory Other Fuels					\$8,000
1.00	45525	10 mi Crk-Oil & Lubes	202000	5110171100	NR	NR	4,500
1.00	45526	Lksd R STA PH1 N-Oil & Lubes	202000	5110171100	NR	NR	3,000
1.00	45527	Lksd R STA S191A-Oil & Lubes	202000	5110171100	NR	NR	3,500
1.00	17498	Pump Station Maintenance	202000	5110171100	NR	NR	22,140
1.00	17512	Pump Station Maintenance	202000	5111172000	NR	NR	75
1.00	17506	Pump Station Maintenance	202000	5210173100	NR	NR	60,000
1.00	45932	C43 S470 PS-OE Oils and Lubes	202002	5211174000	NR	3011	6,500
1.00	45342	NEEP Hicpo PH1-OE Oils and Lubes	202000	5211174000	NR	NR	750
1.00	17510	Pump Station Maintenance	202000	5211174000	NR	NR	11,034
1.00	45982	BBCW Deering-Oils / Lube	202002	5310175100	NR	3007	250
1.00	45981	Mod Wtr S356-Oils/Lube	202002	5310175100	NR	3003	18,000
1.00	17494	Pump Station Maintenance	202000	5310175100	NR	NR	7,194
1.00	46686	BBCW L31E #4-Oils & Lube	202002	5311176000	NR	3007	6,000
1.00	46685	C111 S331-PS 331 Oil & Lubes	202002	5311176000	NR	3000	4,800
1.00	17487	Pump Station Maintenance	202000	5312177000	NR	NR	9,093
15.00		Total 540040 - Oper Expense - Inventory Oils/Lubricants/Solvents					\$156,836
1.00	45528	10 mi Crk-Inventory P&S	202000	5110171100	NR	NR	1,500
1.00	23033	Pump Station Maintenance	202000	5210173100	NR	NR	15,000
1.00	45933	C43 S470 PS-OE Inv Part & Supplies	202002	5211174000	NR	3011	10,000
1.00	46687	C111 S331-PS 331 P&S Inventory	202002	5311176000	NR	3000	566
4.00		Total 540050 - Oper Expense - Inventory Parts and Supplies					\$27,066
1.00	45529	10 mi Crk-Books/Subscriptions	202000	5110171100	NR	NR	250
1.00	45530	IRL C23/44-Books/Subscriptions	202000	5110171100	NR	NR	20
1.00	45934	C43 S470 PS-OE Books/Subscriptions	202002	5211174000	NR	3011	250
1.00	45772	Pic St Miller-Training Manuals	101002	5313301000	NR	3008	800
4.00		Total 541100 - Oper Expense - Books/Subscriptions					\$1,320
1.00	45343	NEEP Hicpo PH1-OE Liquid Propane	202000	5211174000	NR	NR	1,250
1.00	45773	Pic St Faka U PS-Propane (SCADA)	101002	5313301000	NR	3008	1,000

OPERATIONS & MAINTENANCE

CF05 PUMP STATION MAINTENANCE

Qty	Item	Name	Fund	FundCenter	Fund Prg	Grant	Amount
1.00	45774	Pic St Merritt-Propane (SCADA)	101002	5313301000	NR	3008	1,000
1.00	45775	Pic St Miller-Propane (SCADA)	101002	5313301000	NR	3008	1,000
4.00		Total 541200 - Oper Expense - Liquid Propane Fuel					\$4,250
1.00	45531	10 mi Crk-Construction Materials	202000	5110171100	NR	NR	2,500
1.00	45532	IRL C23/44-Construct Materials	202000	5110171100	NR	NR	187
1.00	45533	Lksd R STA S191A-Constr Matrl	202000	5110171100	NR	NR	2,025
1.00	17581	Pump Station Maintenance	202000	5110171100	NR	NR	809
1.00	45426	G103 Gtd Spill-Fencing	202000	5111172000	NR	NR	10,000
1.00	17601	Pump Station Maintenance	202000	5111172000	NR	NR	75
1.00	17592	Pump Station Maintenance	202000	5210173100	NR	NR	1,712
1.00	17599	Pump Station Maintenance	202000	5211174000	NR	NR	3,672
1.00	45986	BBCW Deering-Fencing S-700	202002	5310175100	NR	3007	500
1.00	45987	BBCW Deering-Metal	202002	5310175100	NR	3007	500
1.00	45988	BBCW Deering-Wood	202002	5310175100	NR	3007	500
1.00	45983	Mod Wtr S356-Fencing	202002	5310175100	NR	3003	4,000
1.00	45984	Mod Wtr S356-Metal	202002	5310175100	NR	3003	1,250
1.00	45985	Mod Wtr S356-Wood	202002	5310175100	NR	3003	525
1.00	17575	Pump Station Maintenance	202000	5310175100	NR	NR	527
1.00	46691	BBCW L31E #4-Fencing	202002	5311176000	NR	3007	300
1.00	46692	BBCW L31E #5a-Construction Material	202002	5311176000	NR	3007	500
1.00	46693	BBCW L31E #5b-Construction Material	202002	5311176000	NR	3007	500
1.00	46688	C111 S331-PS 331 Fencing	202002	5311176000	NR	3000	250
1.00	46689	C111 S331-PS 331 Metal Product	202002	5311176000	NR	3000	800
1.00	46690	C111 S331-PS 331 Lumber & Wood	202002	5311176000	NR	3000	900
1.00	17559	Pump Station Maintenance	202000	5312177000	NR	NR	1,335
1.00	45776	Pic St Faka U PS-Construction Materials	101002	5313301000	NR	3008	2,225
1.00	45777	Pic St Merritt-Construction Materials	101002	5313301000	NR	3008	1,000
1.00	45778	Pic St Miller-Construction Materials	101002	5313301000	NR	3008	2,275
25.00		Total 541300 - Oper Expense - Construction Materials					\$38,867
1.00	45534	10 mi Crk-District Uniforms	202000	5110171100	NR	NR	3,000
1.00	45535	Lksd R STA S191A-Dist. Uniforms	202000	5110171100	NR	NR	1,545
1.00	17636	Pump Station Maintenance	202000	5110171100	NR	NR	1,969
1.00	17652	Pump Station Maintenance	202000	5210173100	NR	NR	2,430
1.00	17659	Pump Station Maintenance	202000	5211174000	NR	NR	2,119
1.00	17628	Pump Station Maintenance	202000	5310175100	NR	NR	540

OPERATIONS & MAINTENANCE

CF05 PUMP STATION MAINTENANCE

Qty	Item	Name	Fund	FundCenter	Fund Prg	Grant	Amount
1.00	46694	C111 S331-PS 331 P&S Uniforms	202002	5311176000	NR	3000	2,300
1.00	17608	Pump Station Maintenance	202000	5312177000	NR	NR	1,989
1.00	45779	Pic St Faka U PS-Uniforms	101002	5313301000	NR	3008	1,465
1.00	45780	Pic St Merritt-Uniforms	101002	5313301000	NR	3008	620
1.00	45781	Pic St Miller-Uniforms	101002	5313301000	NR	3008	350
1.00	15996	Pump Station Maintenance	203000	5313301000	NR	NR	293
12.00		Total 541301 - Oper Expense - District Uniforms					\$18,620
1.00	21675	Safety Boots	202000	5110171100	NR	NR	1,500
1.00	45344	C43 Res-OE Safety Shoes	202000	5211174000	NR	3011	2,500
2.00		Total 541302 - Oper Expense - Safety Shoes					\$4,000
1.00	45536	10 mi Crk-Small Tools	202000	5110171100	NR	NR	2,000
1.00	45537	Kiss ASR Well-Tools/Equip/PPE (LSDEO)	202000	5110171100	NR	NR	7,670
1.00	45538	Lksd R STA S191A-Small Tools	202000	5110171100	NR	NR	2,500
1.00	17696	Pump Station Maintenance	202000	5110171100	NR	NR	6,743
1.00	17714	Pump Station Maintenance	202000	5210173100	NR	NR	4,720
1.00	45935	C43 S470 PS-OE Tools Equip. PPE	202002	5211174000	NR	3011	3,500
1.00	17721	Pump Station Maintenance	202000	5211174000	NR	NR	3,446
1.00	46708	BBCW Deering-Tools, Equip & Gauges	202002	5310175100	NR	3007	500
1.00	45196	CEPP S S356E PS-Tools/Equip/PPE (SDEO)	202000	5310175100	NR	NR	7,670
1.00	45989	Mod Wtr S356-Small Tools, Equipment, Gau	202002	5310175100	NR	3003	320
1.00	45990	Mod Wtr S356-Tool/Equip/PPE (St Maint)	202002	5310175100	NR	3003	11,697
1.00	46707	Mod Wtr S356-Tool/Equipment/PPE	202002	5310175100	NR	3003	525
1.00	17687	Pump Station Maintenance	202000	5310175100	NR	NR	1,348
1.00	46696	8.5 SMA Mod-PS 357 Pump Station Maint	202002	5311176000	NR	3003	1,000
1.00	45198	BBCW Culter-Tools/Equip/PPE (SDEO)	202000	5311176000	NR	NR	7,670
1.00	46697	BBCW L31E #4-Tools & Equip	202002	5311176000	NR	3007	500
1.00	46695	C111 S331-PS 331 Small Tools	202002	5311176000	NR	3000	12,250
1.00	17666	Pump Station Maintenance	202000	5312177000	NR	NR	4,045
1.00	45782	Pic St Faka U PS-MTU Eng Diagnostic Comp	101002	5313301000	NR	3008	2,100
1.00	45783	Pic St Faka U PS-Tools & Equipment	101002	5313301000	NR	3008	1,000
1.00	45784	Pic St Merritt-MTU Eng Diagnostic Comp	101002	5313301000	NR	3008	2,100
1.00	45785	Pic St Merritt-Tools & Equipment	101002	5313301000	NR	3008	1,000
1.00	45786	Pic St Miller-MTU Eng Diagnostic Comp	101002	5313301000	NR	3008	1,900

OPERATIONS & MAINTENANCE

CF05		PUMP STATION MAINTENANCE						
Qty	Item	Name	Fund	FundCenter	Fund Prg	Grant	Amount	
1.00	45787	Pic St Miller-Tools & Equipment	101002	5313301000	NR	3008	1,500	
1.00	16001	Pump Station Maintenance	203000	5313301000	NR	NR	732	
25.00		Total 541400 - Oper Expense - Tools/Equipment/PPE					\$88,436	
1.00	17117	Field Operations Priorities	202000	5003170600	NR	NR	72,400	
1.00	45345	Boma AGI-OE Parts Supp.	202000	5211174000	NR	NR	12,500	
1.00	45346	NEEP Hicpo PH1-OE Parts Supp.	202000	5211174000	NR	NR	4,500	
1.00	46698	BBCW L31E #4-P&S Other Equip	202002	5311176000	NR	3007	3,000	
4.00		Total 541500 - Oper Expense - Parts and Supplies					\$92,400	
1.00	46710	BBCW Deering-Agriculture Supplies	202002	5310175100	NR	3007	100	
1.00	46709	Mod Wtr S356-Agriculture Supplies	202002	5310175100	NR	3003	105	
2.00		Total 541501 - Oper Expense - Parts,Supp - Agricultural					\$205	
1.00	45539	IRL C23/44-Building/Grounds P&S	202000	5110171100	NR	NR	258	
1.00	17840	Pump Station Maintenance	202000	5110171100	NR	NR	1,975	
1.00	17855	Pump Station Maintenance	202000	5111172000	NR	NR	73	
1.00	17849	Pump Station Maintenance	202000	5210173100	NR	NR	9,121	
1.00	45936	C43 S470 PS-OE Building & Grounds P&S	202002	5211174000	NR	3011	3,500	
1.00	17853	Pump Station Maintenance	202000	5211174000	NR	NR	25,379	
1.00	46713	BBCW Deering-Building & Grounds	202002	5310175100	NR	3007	1,000	
1.00	46711	Mod Wtr S356-Building & Grounds	202002	5310175100	NR	3003	2,420	
1.00	46712	Mod Wtr S356-Paint	202002	5310175100	NR	3003	525	
1.00	17836	Pump Station Maintenance	202000	5310175100	NR	NR	2,134	
1.00	46701	BBCW L31E #4-Building & Grounds	202002	5311176000	NR	3007	3,000	
1.00	46699	C111 S331-PS 331 B&G Maint	202002	5311176000	NR	3000	1,500	
1.00	46700	C111 S331-PS 331 B&G Rentals	202002	5311176000	NR	3000	20,000	
1.00	17826	Pump Station Maintenance	202000	5312177000	NR	NR	3,522	
1.00	45788	Pic St Faka U PS-A/C Maint & Repair	101002	5313301000	NR	3008	500	
1.00	45789	Pic St Faka U PS-Building P&S	101002	5313301000	NR	3008	5,000	
1.00	45666	Pic St Merritt-A/C Maintenance & Repair	101002	5313301000	NR	3008	3,000	
1.00	45667	Pic St Merritt-Building P&S	101002	5313301000	NR	3008	5,000	
1.00	45668	Pic St Miller-A/C Maintenance & Repair	101002	5313301000	NR	3008	3,375	
1.00	45669	Pic St Miller-Building P&S	101002	5313301000	NR	3008	2,000	
20.00		Total 541503 - Oper Expense - Parts,Supp - Build & Ground Equip					\$93,282	

OPERATIONS & MAINTENANCE

CF05 PUMP STATION MAINTENANCE

Qty	Item	Name	Fund	FundCenter	Fund Prg	Grant	Amount
1.00	45540	10 mi Crk-Electrical P&S	202000	5110171100	NR	NR	17,500
1.00	45541	IRL C23/44-Electrical P&S	202000	5110171100	NR	NR	267
1.00	45542	Lksd R STA PH1 N-Electrical P&S	202000	5110171100	NR	NR	30,000
1.00	45543	Lksd R STA S191A-Elect P&S	202000	5110171100	NR	NR	11,700
1.00	17873	Pump Station Maintenance	202000	5110171100	NR	NR	45,393
1.00	17887	Pump Station Maintenance	202000	5111172000	NR	NR	3,152
1.00	17882	Pump Station Maintenance	202000	5210173100	NR	NR	28,747
1.00	45937	C43 S470 PS-OE P&S Electrical	202002	5211174000	NR	3011	15,600
1.00	45347	NEEP Hicpo PH1-OE P&S Electrical	202000	5211174000	NR	NR	12,500
1.00	17886	Pump Station Maintenance	202000	5211174000	NR	NR	15,627
1.00	46715	BBCW Deering-Electrical Supplies	202002	5310175100	NR	3007	500
1.00	46714	Mod Wtr S356-Electrical Supplies	202002	5310175100	NR	3003	15,750
1.00	17869	Pump Station Maintenance	202000	5310175100	NR	NR	7,339
1.00	46706	8.5 SMA Mod-PS 357 Electrical Repairs	202002	5311176000	NR	3003	5,000
1.00	46581	BBCW L31E #4-Electrical P&S	202002	5311176000	NR	3007	6,000
1.00	46582	BBCW L31E #4-P&S Electrical Repair	202002	5311176000	NR	3007	3,000
1.00	46583	BBCW L31E #5a-P&S Electrical	202002	5311176000	NR	3007	500
1.00	46584	BBCW L31E #5b-P&S Electrical	202002	5311176000	NR	3007	500
1.00	46704	C111 Normal-PS 332B P&S Electric	202002	5311176000	NR	3002	5,000
1.00	46705	C111 Normal-PS 332C P&S Electric	202002	5311176000	NR	3002	6,000
1.00	46703	C111 Normal-PS 332D P&S Electric	202002	5311176000	NR	3001	5,000
1.00	46702	C111 S331-PS 331 P&S Electric	202002	5311176000	NR	3000	10,000
1.00	17860	Pump Station Maintenance	202000	5312177000	NR	NR	22,624
1.00	45670	Pic St Faka U PS-Electrical P&S	101002	5313301000	NR	3008	10,000
1.00	45671	Pic St Faka U PS-PS Software Maint	101002	5313301000	NR	3008	1,500
1.00	45672	Pic St Merritt-Electrical P&S	101002	5313301000	NR	3008	15,000
1.00	45673	Pic St Merritt-PS Software Maint	101002	5313301000	NR	3008	1,500
1.00	45674	Pic St Miller-Electcl Parts & Supplies	101002	5313301000	NR	3008	5,000
1.00	45675	Pic St Miller-PS Software Maint	101002	5313301000	NR	3008	1,500
29.00		Total	541505	-	Oper Expense - Parts,Supp - Electrical/Electronic		\$302,199
1.00	45544	Lksd R STA S191A-Office Supply	202000	5110171100	NR	NR	235
1.00	17895	Parts & Supplies -Office	202000	5110171100	NR	NR	3,264
1.00	17899	Parts & Supplies -Office	202000	5111172000	NR	NR	2,520
1.00	17897	Parts & Supplies -Office	202000	5210173100	NR	NR	2,577
1.00	17898	Parts & Supplies -Office	202000	5211174000	NR	NR	1,757
1.00	17894	Parts & Supplies -Office	202000	5310175100	NR	NR	877
1.00	17893	Parts & Supplies -Office	202000	5311176000	NR	NR	874

OPERATIONS & MAINTENANCE

CF05 PUMP STATION MAINTENANCE

Qty	Item	Name	Fund	FundCenter	Fund Prg	Grant	Amount
1.00	17892	Parts & Supplies -Office	202000	5312177000	NR	NR	2,538
1.00	45676	Pic St Faka U PS-Bottled Water (PS)	101002	5313301000	NR	3008	540
1.00	45677	Pic St Faka U PS-Office Supplies	101002	5313301000	NR	3008	850
1.00	45678	Pic St Merritt-Bottled Water (PS)	101002	5313301000	NR	3008	520
1.00	45679	Pic St Merritt-Office Supplies	101002	5313301000	NR	3008	800
1.00	45680	Pic St Miller-Bottled Water (PS)	101002	5313301000	NR	3008	520
1.00	45681	Pic St Miller-Office Supplies	101002	5313301000	NR	3008	300
14.00		Total 541510 - Oper Expense - Parts,Supp - Office					\$18,172
1.00	17914	Pump Station Maintenance	202000	5110171100	NR	NR	4,514
1.00	17923	Pump Station Maintenance	202000	5210173100	NR	NR	1,712
1.00	17927	Pump Station Maintenance	202000	5211174000	NR	NR	4,680
1.00	46716	BBCW Deering-Locks	202002	5310175100	NR	3007	250
1.00	17910	Pump Station Maintenance	202000	5310175100	NR	NR	663
1.00	17901	Pump Station Maintenance	202000	5312177000	NR	NR	499
6.00		Total 541511 - Oper Expense - Parts and Supplies Security Equipment					\$12,318
1.00	17116	DOC Element Replacement	202000	5003170600	NR	NR	60,000
1.00	17115	G-420 Gear Box #1	202000	5003170600	NR	NR	15,000
1.00	46792	Operations and Maintenance Miami FS	214001	5003170600	NR	2144	700,000
1.00	46922	Operations and Maintenance Miami FS	202000	5003170600	NR	NR	300,000
1.00	46795	Operations and Maintenance Okee FS	214001	5003170600	NR	2144	250,000
1.00	46923	Operations and Maintenance Okee FS	202000	5003170600	NR	NR	250,000
1.00	46799	Operations and Maintenance WPB FS	214001	5003170600	NR	2144	100,000
1.00	46924	Operations and Maintenance WPB FS	202000	5003170600	NR	NR	150,000
1.00	45545	10 mi Crk-Parts & Supplies	202000	5110171100	NR	NR	15,000
1.00	45546	IRL C23/44-Liquid Propane (LP)	202000	5110171100	NR	NR	250
1.00	45427	IRL C23/44-Parts & Supplies	202000	5110171100	NR	NR	833
1.00	45428	Lksd R STA PH1 N-Parts & Supplies	202000	5110171100	NR	NR	10,000
1.00	45429	Lksd R STA S191A-Parts & Suppl	202000	5110171100	NR	NR	4,000
1.00	17939	Pump Station Maintenance	202000	5110171100	NR	NR	73,163
1.00	45309	G103 Gtd Spill-Parts & Supplies	202000	5111172000	NR	NR	2,500
1.00	17948	Pump Station Maintenance	202000	5111172000	NR	NR	1,346
1.00	17945	Pump Station Maintenance	202000	5210173100	NR	NR	120,000
1.00	45938	C43 S470 PS-OE P&S Water Control	202002	5211174000	NR	3011	15,500
1.00	17947	Pump Station Maintenance	202000	5211174000	NR	NR	60,747
1.00	46719	BBCW Deering-P&S Water Control	202002	5310175100	NR	3007	2,000

OPERATIONS & MAINTENANCE

CF05 PUMP STATION MAINTENANCE

Qty	Item	Name	Fund	FundCenter	Fund Prg	Grant	Amount
1.00	46720	BBCW Deering-Parts & Supplies	202002	5310175100	NR	3007	1,000
1.00	46717	Mod Wtr S356-P&S Water Control	202002	5310175100	NR	3003	353,000
1.00	46718	Mod Wtr S356-Parts & Supplies	202002	5310175100	NR	3003	51,500
1.00	17937	Pump Station Maintenance	202000	5310175100	NR	NR	14,620
1.00	46589	8.5 SMA Mod-PS 357 P&S Other Equip	202002	5311176000	NR	3003	35,000
1.00	46590	BBCW L31E #5a-P&S Structure	202002	5311176000	NR	3007	500
1.00	46591	BBCW L31E #5b-P&S Structure	202002	5311176000	NR	3007	500
1.00	46587	C111 Normal-PS 332B P&S Other Eq	202002	5311176000	NR	3002	45,000
1.00	46588	C111 Normal-PS 332C P&S Other Eq	202002	5311176000	NR	3002	45,000
1.00	46586	C111 Normal-PS 332D P&S Other Eq	202002	5311176000	NR	3001	75,000
1.00	46585	C111 S331-PS 331 P&S Other Eq	202002	5311176000	NR	3000	38,750
1.00	17934	Pump Station Maintenance	202000	5312177000	NR	NR	116,360
1.00	45682	Pic St Faka U PS-Fittings and Adapters	101002	5313301000	NR	3008	3,775
1.00	45683	Pic St Faka U PS-Parts & Supplies	101002	5313301000	NR	3008	33,925
1.00	45684	Pic St Faka U PS-Replace Intake Filters	101002	5313301000	NR	3008	5,000
1.00	45685	Pic St Merritt-Fittings and Adapters	101002	5313301000	NR	3008	3,600
1.00	45686	Pic St Merritt-Parts & Supplies	101002	5313301000	NR	3008	32,770
1.00	45687	Pic St Merritt-Replace Intake Filters	101002	5313301000	NR	3008	3,000
1.00	45688	Pic St Miller-Fittings and Adapters	101002	5313301000	NR	3008	4,050
1.00	45689	Pic St Miller-Parts & Supplies	101002	5313301000	NR	3008	25,000
1.00	45690	Pic St Miller-Replace Intake Filters	101002	5313301000	NR	3008	2,000
41.00	Total	541512 - Oper Expense - Parts and Supplies Water Control Structure					\$3,019,689
1.00	45430	10 mi Crk-Equipment Rental (PS)	202000	5110171100	NR	NR	3,000
1.00	45431	IRL C23/44-Equip Rental PS	202000	5110171100	NR	NR	400
1.00	45432	Lksd R STA PH1 N-Rental Equipment	202000	5110171100	NR	NR	3,000
1.00	45433	Lksd R STA S191A-Equip Rental	202000	5110171100	NR	NR	1,500
1.00	17976	Pump Station Maintenance	202000	5210173100	NR	NR	4,497
1.00	17981	Pump Station Maintenance	202000	5211174000	NR	NR	2,248
1.00	46721	Mod Wtr S356-Rental	202002	5310175100	NR	3003	66,300
1.00	17964	Pump Station Maintenance	202000	5310175100	NR	NR	8,993
1.00	17954	Pump Station Maintenance	202000	5312177000	NR	NR	2,468
1.00	45691	Pic St Faka U PS-Rental/Lease Equipment	101002	5313301000	NR	3008	5,200
1.00	45692	Pic St Merritt-Rental / Lease Equipment	101002	5313301000	NR	3008	1,000
1.00	45693	Pic St Miller-Rental / Lease Equipment	101002	5313301000	NR	3008	1,000
12.00	Total	541600 - Oper Expense - Rent/Lease Equipment					\$99,606

OPERATIONS & MAINTENANCE

CF05 PUMP STATION MAINTENANCE

Qty	Item	Name	Fund	FundCenter	Fund Prg	Grant	Amount
1.00	18059	Field Ops O&M Travel	202000	5111172000	NR	NR	2,550
1.00		Total 542100 - Oper Expense - District Travel					\$2,550
1.00	18021	Pump Station Maintenance	202000	5210173100	NR	NR	180
1.00	18004	Licenses	202000	5311176000	NR	NR	247
2.00		Total 542400 - Oper Expense - Professional Licenses					\$427
1.00	45694	Pic St Faka U PS-Permits	101002	5313301000	NR	3008	1,000
1.00	45695	Pic St Merritt-Permits	101002	5313301000	NR	3008	1,000
1.00	45696	Pic St Miller-Permits	101002	5313301000	NR	3008	1,000
3.00		Total 543300 - Oper Expense - Other Fees					\$3,000
1.00	45434	10 mi Crk-Permits & Fees	202000	5110171100	NR	NR	350
1.00	45435	IRL C23/44-Permits & Fees	202000	5110171100	NR	NR	26
2.00		Total 543301 - Oper Expense - Permits & Fees					\$376
1.00	45436	10 mi Crk-Waste Disposal Fees	202000	5110171100	NR	NR	350
1.00	45437	IRL C23/44-Waste Disposal Fees	202000	5110171100	NR	NR	86
1.00	45438	Lksd R STA S191A-Waste Disposal	202000	5110171100	NR	NR	115
1.00	46723	BBCW Deering-Waste Disposal	202002	5310175100	NR	3007	7,000
1.00	46722	Mod Wtr S356-Waste Disposal	202002	5310175100	NR	3003	1,050
5.00		Total 543302 - Oper Expense - Waste Disposal Fees					\$8,601
1.00	18064	Pump Station Maintenance	202000	5110171100	NR	NR	674
1.00	18066	Pump Station Maintenance	202000	5210173100	NR	NR	1,079
1.00	18068	Pump Station Maintenance	202000	5211174000	NR	NR	6,626
1.00	18060	Pump Station Maintenance	202000	5312177000	NR	NR	432
4.00		Total 543702 - Oper Expense - Water/Sewer Service					\$8,811
1.00	45439	10 mi Crk-Ten Mile Creek- Freight	202000	5110171100	NR	NR	500
1.00	45440	IRL C23/44-Freight	202000	5110171100	NR	NR	50
1.00	45939	C43 S470 PS-OE Freight	202002	5211174000	NR	3011	2,500
1.00	46725	BBCW Deering-Freight	202002	5310175100	NR	3007	200
1.00	46724	Mod Wtr S356-Freight	202002	5310175100	NR	3003	1,050
1.00	46592	C111 S331-PS 331 Freight	202002	5311176000	NR	3000	1,555

OPERATIONS & MAINTENANCE

CF05 PUMP STATION MAINTENANCE

Qty	Item	Name	Fund	FundCenter	Fund Prg	Grant	Amount
1.00	45697	Pic St Faka U PS-Freight	101002	5313301000	NR	3008	520
1.00	45698	Pic St Merritt-Freight	101002	5313301000	NR	3008	500
1.00	45699	Pic St Miller-Freight	101002	5313301000	NR	3008	565
9.00		Total 543800 - Oper Expense - Freight					<u>7,440</u>
1.00	46914	Aging Heavy Equip & Vehicles - IG Report	424001	5005170400	NR	2144	4,195,695
1.00		Total 589300 - Capital Outlay - Equipment					<u>\$4,195,695</u>
1.00	46164	BBCW Culter-3/4T P/U 4WD (SDEO)	424001	5005170400	NR	2144	54,000
1.00	46158	C43 Res-1T U/B 4WD (Elect MV)	424001	5005170400	NR	2144	71,500
1.00	46159	C43 Res-3/4T P/U 4WD (SDEO)	424001	5005170400	NR	2144	108,000
1.00	46162	CEPP S S356E PS-3/4T P/U 4WD (SDEO)	424001	5005170400	NR	2144	54,000
1.00	46141	IRL C23/24 STA-1/2T P/U CC 4WD FO&MS	424001	5005170400	NR	2144	62,500
1.00	46142	IRL C23/24 STA-1T Ulty 4WD (IC Tech)	424001	5005170400	NR	2144	71,500
1.00	46143	IRL C23/24 STA-3/4T P/U 4WD (PS Chf Op)	424001	5005170400	NR	2144	54,000
1.00	46144	IRL C23/44-1.75T 4WD (Millwright L)	424001	5005170400	NR	2144	150,000
1.00	46145	IRL C23/44-1T U/B 4WD (Elect Ind)	424001	5005170400	NR	2144	71,500
1.00	46146	IRL C23/44-3/4T P/U 4WD (SDEO)	424001	5005170400	NR	2144	54,000
1.00	46147	IRL S C25 Res STA-1/2T P/U CC4WD (FO&MS)	424001	5005170400	NR	2144	62,500
1.00	46148	IRL S C25 Res STA-1T Ulty 4WD (IC Tech2)	424001	5005170400	NR	2144	71,500
1.00	46149	IRL S C25 Res STA-3/4T P/U 4WD(Ch.Op PS)	424001	5005170400	NR	2144	54,000
1.00	46150	Kiss ASR Well-3/4T P/U 4WD (SDEO)	424001	5005170400	NR	2144	54,000
1.00	46163	Mod Wtr S356-1T U/B 4WD (Struct Maint)	424001	5005170400	NR	2144	71,500
15.00		Total 589500 - Capital Outlay - Vehicles					<u>\$1,064,500</u>
		Total PUMP STATION MAINTENANCE					<u>\$16,978,490</u>

OPERATIONS & MAINTENANCE

CF06	PUMP STATION REFURBISHMENT				Fund	FundCenter	Fund Prg	Grant	Amount	
Qty	Item	Name								
1.50		Total	510100	- Salaries and Wages - Regular					\$94,014	
1.50		Total	520900	- Fringe Benefits - FICA Taxes Employer Share					\$7,447	
1.50		Total	521010	- Fringe Benefits - FRS Retirement Contrib					\$14,244	
1.50		Total	521110	- Fringe Benefits - Medical Insurance					\$24,575	
1.50		Total	521120	- Fringe Benefits - Dental Insurance					\$1,830	
1.50		Total	521130	- Fringe Benefits - Vision Insurance					\$202	
1.50		Total	521140	- Fringe Benefits - Accidental Death Dismemberment					\$20	
1.50		Total	521150	- Fringe Benefits - Long-Term Disability					\$300	
1.50		Total	521160	- Fringe Benefits - Life Insurance					\$378	
1.00	46593	C111 Normal-PS 332D M&R Other Eq			202002	5311176000	NR	3001	41,000	
1.00		Total	530611	- Cont Serv - Maint and Repairs Equipment					\$41,000	
1.00	17651	Pump Station Refurbishment			202000	5210173100	NR	NR	810	
1.00		Total	541301	- Oper Expense - District Uniforms					\$810	
1.00	17713	Pump Station Refurbishment			202000	5210173100	NR	NR	2,023	
1.00		Total	541400	- Oper Expense - Tools/Equipment/PPE					\$2,023	
1.00	18003	Pump Station Refurbishment			202000	5312177000	NR	NR	67	
1.00		Total	542400	- Oper Expense - Professional Licenses					\$67	
		Total	PUMP STATION REFURBISHMENT							\$186,910

OPERATIONS & MAINTENANCE

CG01		LEVEE MAINTENANCE						
Qty	Item	Name	Fund	FundCenter	Fund Prg	Grant	Amount	
44.50		Total	510100	-	Salaries and Wages - Regular		\$2,593,790	
8.00		Total	511100	-	Salaries and Wages - Overtime		\$122,993	
52.50		Total	520900	-	Fringe Benefits - FICA Taxes Employer Share		\$208,422	
52.50		Total	521010	-	Fringe Benefits - FRS Retirement Contrib		\$397,640	
44.50		Total	521110	-	Fringe Benefits - Medical Insurance		\$730,112	
44.50		Total	521120	-	Fringe Benefits - Dental Insurance		\$54,290	
44.50		Total	521130	-	Fringe Benefits - Vision Insurance		\$6,108	
44.50		Total	521140	-	Fringe Benefits - Accidental Death Dismemberment		\$650	
44.50		Total	521150	-	Fringe Benefits - Long-Term Disability		\$8,900	
44.50		Total	521160	-	Fringe Benefits - Life Insurance		\$10,872	
1.00	45441	10 mi Crk-Levee Maint (Soil Test)	214001	5110171100	NR	2144	4,000	
1.00	45442	Lksd R STA PH1 N-Fertilizer	214001	5110171100	NR	2144	6,500	
1.00	45443	Lksd R STA PH1 N-Soil Testing	214001	5110171100	NR	2144	1,236	
1.00	45444	Lksd R STA PH2 S-Fertilizer	214001	5110171100	NR	2144	6,000	
1.00	45445	Lksd R STA PH2 S-Soil Testing	214001	5110171100	NR	2144	1,200	
1.00	46004	C43 Ease Maint-Canal Maintenance (NR)	214001	5415182100	NR	2144	25,000	
1.00	46005	IRL C23/24 N-Canal Maintenance (NR)	214001	5415182100	NR	2144	15,000	
1.00	46006	IRL C23/24 S-Canal Maintenance (NR)	214001	5415182100	NR	2144	15,000	
1.00	46007	IRL C23/24 STA-Canal Maintenance (NR)	214001	5415182100	NR	2144	5,000	
1.00	46008	LAND Allapattah-WILL Canal Maint	214001	5415182100	NR	2144	2,500	
1.00	46009	LAND Pal W-Canal Maintenance (NR)	214001	5415182100	NR	2144	10,000	
1.00	46010	LOWRP LAND-Canal Maintenance (NR)	214001	5415182100	NR	2144	2,000	
1.00	46011	NEEP Brady FEB-Canal Maintenance (NR)	214001	5415182100	NR	2144	15,000	
13.00		Total	530100	-	Cont Serv - External Provider		\$108,436	

OPERATIONS & MAINTENANCE

CG01 LEVEE MAINTENANCE

Qty	Item	Name	Fund	FundCenter	Fund Prg	Grant	Amount
1.00	45446	Lksd R STA PH1 N-Road Grading	214001	5110171100	NR	2144	5,000
1.00	45447	Lksd R STA PH2 S-Road Grading	214001	5110171100	NR	2144	5,200
1.00	45313	Corbett Lev PH1-Grading (Rev)	214001	5210173100	NR	2144	11,400
1.00	45314	Corbett Lev PH2-Grading (Rev)	214001	5210173100	NR	2144	5,436
1.00	30663	CS Road Grading	214001	5211174000	NR	2144	5,000
1.00	17174	Levee Maintenance	214001	5310175100	NR	2144	6,163
6.00		Total 530116 - Cont Serv - Road Grading Services					\$38,199
1.00	46012	C44 Res #2-Canal Maintenance (NR)	214001	5415182100	NR	2144	5,000
1.00		Total 530301 - Cont Serv - Terrestrial Spraying					\$5,000
1.00	17215	Levee Maintenance	214001	5110171100	NR	2144	360
1.00	17218	Levee Maintenance	214001	5111172000	NR	2144	501
1.00	17217	Levee Maintenance	214001	5211174000	NR	2144	4,000
1.00	17214	Levee Maintenance	214001	5310175100	NR	2144	1,835
1.00	15959	Levee Maintenance	203000	5313301000	NR	NR	624
5.00		Total 530401 - Cont Serv - Exotic Nuisance Wildlife					\$7,320
1.00	45348	NEEP Hicpo PH1-CS Mow Canal/Levee/slope	214001	5211174000	NR	2144	12,500
1.00		Total 530403 - Cont Serv - Mowing Canals/Levees					\$12,500
1.00	18080	Levee Maintenance	214001	5110171100	NR	2144	114,994
1.00	45700	Pic St Faka U PS-Road Grading	101002	5313301000	NR	3008	3,000
1.00	45701	Pic St Merritt-Road Grading	101002	5313301000	NR	3008	3,000
1.00	45702	Pic St SW Feat-Road Grading	101002	5313301000	NR	3008	3,000
4.00		Total 530404 - Cont Serv - Mowing Field Stations/Pump Stations					\$123,994
1.00	17268	Levee Maintenance	214001	5111172000	NR	2144	1,096
1.00	17262	Levee Maintenance	214001	5311176000	NR	2144	450
1.00	46013	Allapattah Rest-Canal Maintenance (NR)	214001	5415182100	NR	2144	10,000
3.00		Total 530600 - Cont Serv - Maintenance and Repairs					\$11,546
1.00	45199	C111 SD #8a-Maint & Repair	214001	5311176000	NR	2144	100
1.00		530611 - Cont Serv - Maint and Repairs Equipment					\$100

OPERATIONS & MAINTENANCE

CG01 LEVEE MAINTENANCE

Qty	Item	Name	Fund	FundCenter	Fund Prg	Grant	Amount
	Total	530611	-	Cont Serv - Maint and Repairs Equipment			
1.00	17396	Levee Maintenance	214001	5111172000	NR	2144	5,216
1.00	45349	NEEP Boma FEB-CS Equipment Rental	214001	5211174000	NR	2144	5,500
1.00	45350	NEEP Hicpo PH1-CS Equipment Rental	214001	5211174000	NR	2144	5,500
1.00	17393	Levee Maintenance	214001	5310175100	NR	2144	2,903
1.00	17390	Levee Maintenance	214001	5312177000	NR	2144	1,079
1.00	15975	Levee Maintenance	203000	5313301000	NR	NR	41,341
6.00	Total	530700	-	Cont Serv - Equipment Rentals			\$61,539
1.00	15435	Levee Maintenance	202000	5110171100	NR	NR	46,111
1.00	Total	540030	-	Oper Expense - Inventory Other Fuels			\$46,111
1.00	45201	C111 SD #8-Oil / Lube	202000	5311176000	NR	NR	300
1.00	45200	C111 SD #8a-Oil / Lube	202000	5311176000	NR	NR	50
2.00	Total	540040	-	Oper Expense - Inventory Oils/Lubricants/Solvents			\$350
1.00	26000	Levee Maintenance	202000	5110171100	NR	NR	3,865
1.00	Total	540050	-	Oper Expense - Inventory Parts and Supplies			\$3,865
1.00	15218	Fuel Card Purchases - BCB FS	203000	5005170400	NR	NR	2,500
1.00	Total	541250	-	Oper Expense - Vehicle Fuel Card Consumed			\$2,500
1.00	45448	10 mi Crk-Construction Material	202000	5110171100	NR	NR	5,000
1.00	45449	Allapattah Rest-Road Base	202000	5110171100	NR	NR	2,000
1.00	46036	C44 Canal/Tower-Road Base	202002	5110171100	NR	3004	500
1.00	45450	IRL C23/44-Chainlink/Barbwire	202000	5110171100	NR	NR	167
1.00	45451	IRL C23/44-Road Base	202000	5110171100	NR	NR	250
1.00	17576	Levee Maintenance	202000	5110171100	NR	NR	50,572
1.00	45452	Lksd R STA PH1 N-Construction Material	202000	5110171100	NR	NR	5,000
1.00	45453	Lksd R STA PH1 N-Shell / Riprap	202000	5110171100	NR	NR	5,000
1.00	45454	Lksd R STA PH2 S-Construction Material	202000	5110171100	NR	NR	6,185
1.00	45455	NEEP C23/24 C-Access Maint	202000	5110171100	NR	NR	12,000
1.00	17602	Levee Maintenance	202000	5111172000	NR	NR	10,239
1.00	45310	Rolling Med-Construction Materials	202000	5111172000	NR	NR	1,350

OPERATIONS & MAINTENANCE

CG01 LEVEE MAINTENANCE

Qty	Item	Name	Fund	FundCenter	Fund Prg	Grant	Amount
1.00	45315	Corbett Lev PH1-Levee Berm M&R Aggre	202000	5210173100	NR	NR	300
1.00	45316	Corbett Lev PH2-Levee Berm M&R Aggre	202000	5210173100	NR	NR	2,000
1.00	17588	Levee Maintenance	202000	5210173100	NR	NR	59,472
1.00	45351	Boma AGI-OE Construction Material	202000	5211174000	NR	NR	1,500
1.00	17593	Levee Maintenance	202000	5211174000	NR	NR	33,115
1.00	45352	NEEP Hicpo PH1-OE Construction Material	202000	5211174000	NR	NR	15,000
1.00	17568	Levee Maintenance	202000	5310175100	NR	NR	3,932
1.00	17566	Levee Maintenance	202000	5311176000	NR	NR	5,237
1.00	17560	Levee Maintenance	202000	5312177000	NR	NR	5,754
1.00	15992	Levee Maintenance	203000	5313301000	NR	NR	68,271
22.00		Total 541300 - Oper Expense - Construction Materials					\$292,844
1.00	17631	Levee Maintenance	202000	5110171100	NR	NR	2,588
1.00	17662	Levee Maintenance	202000	5111172000	NR	NR	600
1.00	17646	Levee Maintenance	202000	5210173100	NR	NR	4,079
1.00	17654	Levee Maintenance	202000	5211174000	NR	NR	4,819
1.00	17623	Levee Maintenance	202000	5310175100	NR	NR	4,969
1.00	17621	Levee Maintenance	202000	5311176000	NR	NR	1,160
1.00	17610	Levee Maintenance	202000	5312177000	NR	NR	1,509
1.00	15995	Levee Maintenance	203000	5313301000	NR	NR	1,463
8.00		Total 541301 - Oper Expense - District Uniforms					\$21,187
1.00	23044	Safety Boots	202000	5110171100	NR	NR	1,100
1.00	21658	Safety Boots - Canal Levee	202000	5312177000	NR	NR	1,000
2.00		Total 541302 - Oper Expense - Safety Shoes					\$2,100
1.00	46037	C44 Res #2-Tools/Equip/PPE (HEO)	202002	5110171100	NR	3004	1,500
1.00	17690	Levee Maintenance	202000	5110171100	NR	NR	8,442
1.00	17725	Levee Maintenance	202000	5111172000	NR	NR	1,500
1.00	17707	Levee Maintenance	202000	5210173100	NR	NR	2,697
1.00	17716	Levee Maintenance	202000	5211174000	NR	NR	2,592
1.00	17682	Levee Maintenance	202000	5310175100	NR	NR	5,395
1.00	17679	Levee Maintenance	202000	5311176000	NR	NR	4,045
1.00	17668	Levee Maintenance	202000	5312177000	NR	NR	4,417
1.00	16000	Levee Maintenance	203000	5313301000	NR	NR	3,926
9.00		541400 - Oper Expense - Tools/Equipment/PPE					\$34,514

OPERATIONS & MAINTENANCE

CG01 LEVEE MAINTENANCE

Qty	Item	Name	Fund	FundCenter	Fund Prg	Grant	Amount
		Total	541400	-	Oper Expense - Tools/Equipment/PPE		
1.00	45317	Corbett Lev PH1-Canal / Levee Maint	202000	5210173100	NR	NR	400
1.00	45318	Corbett Lev PH2-Canal / Levee Maint	202000	5210173100	NR	NR	3,000
1.00	46594	BBCW L31E #2-Locks	202002	5311176000	NR	3007	150
1.00	46595	BBCW L31E #3-Locks	202002	5311176000	NR	3007	440
1.00	46596	BBCW L31E #4-Locks	202002	5311176000	NR	3007	2,300
5.00		Total	541500	-	Oper Expense - Parts and Supplies		\$6,290
1.00	17733	Levee Maintenance	202000	5110171100	NR	NR	3,000
1.00	45456	Lksd R STA PH1 N-Grass Seed / Sod	202000	5110171100	NR	NR	5,000
1.00	45457	Lksd R STA PH2 S-Grass Seed / Sod	202000	5110171100	NR	NR	5,000
1.00	17737	Levee Maintenance	202000	5111172000	NR	NR	799
1.00	45319	Corbett Lev PH1-Seed & Sod (Rev)	202000	5210173100	NR	NR	250
1.00	45320	Corbett Lev PH2-Seed & Sod (Rev)	202000	5210173100	NR	NR	450
1.00	17735	Levee Maintenance	202000	5210173100	NR	NR	3,253
1.00	17736	Levee Maintenance	202000	5211174000	NR	NR	3,387
1.00	17732	Levee Maintenance	202000	5310175100	NR	NR	339
1.00	17731	Levee Maintenance	202000	5311176000	NR	NR	1,077
1.00	16005	Levee Maintenance	203000	5313301000	NR	NR	1,000
11.00		Total	541501	-	Oper Expense - Parts,Supp - Agricultural		\$23,555
1.00	45203	C111 SD #8-Parts & Supplies	202000	5311176000	NR	NR	150
1.00	45202	C111 SD #8a-Parts & Supplies	202000	5311176000	NR	NR	50
2.00		Total	541502	-	Oper Expense - Parts,Supp - Fleet		\$200
1.00	15752	Levee Maintenance	202000	5415181900	NR	NR	887
1.00		Total	541510	-	Oper Expense - Parts,Supp - Office		\$887
1.00	17911	Levee Maintenance	202000	5110171100	NR	NR	327
1.00	17929	Levee Maintenance	202000	5111172000	NR	NR	842
1.00	17920	Levee Maintenance	202000	5210173100	NR	NR	1,007
1.00	17907	Levee Maintenance	202000	5310175100	NR	NR	439
1.00	17905	Levee Maintenance	202000	5311176000	NR	NR	1,845
1.00	17902	Levee Maintenance	202000	5312177000	NR	NR	5,917
6.00		-					

OPERATIONS & MAINTENANCE

CG01 LEVEE MAINTENANCE

Qty	Item	Name	Fund	FundCenter	Fund Prg	Grant	Amount
		Total	541511	-	Oper Expense - Parts and Supplies Security Equipment		\$10,377
1.00	46038	C44 Canal/Tower-Parts & Supplies	202002	5110171100	NR	3004	500
1.00	20005	Levee Maintenance	202000	5110171100	NR	NR	10,500
1.00	22986	OE P&S Canal Levee	202000	5111172000	NR	NR	17,200
1.00	18049	Levee Maintenance	202000	5210173100	NR	NR	6,288
1.00	46597	BBCW L31E #2-Canal/Levee P&S	202002	5311176000	NR	3007	400
1.00	22987	Canal Maintenance	202000	5312177000	NR	NR	5,000
1.00	21646	Levee Maintenance	203000	5313301000	NR	NR	3,000
7.00		Total	541515	-	Oper Expense - Parts, Supp - Canal Levee		\$42,888
1.00	17961	Levee Maint / Mech Veg Grinder	202000	5110171100	NR	NR	12,914
1.00	17973	Levee Maintenance	202000	5210173100	NR	NR	10,878
1.00	17977	Levee Maintenance	202000	5211174000	NR	NR	1,000
1.00	45353	NEEP Boma FEB-OE Equipment Rental	202000	5211174000	NR	NR	5,500
1.00	45354	NEEP Hicpo PH1-OE Equipment Rental	202000	5211174000	NR	NR	5,500
1.00	17958	Levee Maintenance	202000	5310175100	NR	NR	9,389
1.00	17956	Levee Maintenance	202000	5311176000	NR	NR	4,000
1.00	17950	Levee Maintenance	202000	5312177000	NR	NR	6,907
8.00		Total	541600	-	Oper Expense - Rent/Lease Equipment		\$56,088
1.00	18012	Levee Maintenance	202000	5110171100	NR	NR	191
1.00	18025	Levee Maintenance	202000	5111172000	NR	NR	113
1.00	18019	Levee Maintenance	202000	5210173100	NR	NR	135
1.00	18022	Levee Maintenance	202000	5211174000	NR	NR	313
1.00	18006	Levee Maintenance	202000	5311176000	NR	NR	67
1.00	17999	Levee Maintenance	202000	5312177000	NR	NR	202
1.00	16030	Levee Maintenance	203000	5313301000	NR	NR	107
7.00		Total	542400	-	Oper Expense - Professional Licenses		\$1,128
1.00	18032	Levee Maintenance	202000	5110171100	NR	NR	270
1.00	18039	Levee Maintenance	202000	5111172000	NR	NR	225
1.00	18034	Levee Maintenance	202000	5210173100	NR	NR	1,079
1.00	18037	Levee Maintenance	202000	5211174000	NR	NR	540
1.00	18030	Levee Maintenance	202000	5310175100	NR	NR	1,079
5.00		Total	543301	-	Oper Expense - Permits & Fees		\$3,193

OPERATIONS & MAINTENANCE

CG01 LEVEE MAINTENANCE

Qty	Item	Name	Fund	FundCenter	Fund Prg	Grant	Amount
1.00	18046	Levee Maintenance	202000	5110171100	NR	NR	3,704
1.00	18051	Levee Maintenance	202000	5111172000	NR	NR	240
1.00	18050	Levee Maintenance	202000	5211174000	NR	NR	1,151
1.00	18044	Levee Maintenance	202000	5310175100	NR	NR	8,492
1.00	46598	BBCW L31E #2-Waste Disposal Fees	202002	5311176000	NR	3007	920
1.00	18043	Levee Maintenance	202000	5311176000	NR	NR	10,803
1.00	45204	US1 Culverts-Waste Disposal	202000	5311176000	NR	NR	1,050
1.00	18040	Levee Maintenance	202000	5312177000	NR	NR	1,346
1.00	16033	Levee Maintenance	203000	5313301000	NR	NR	7,497
9.00		Total 543302 - Oper Expense - Waste Disposal Fees					\$35,203
1.00	46160	C43 Res-3/4T P/U 4WD (CIS)	424001	5005170400	NR	2144	51,500
1.00	46161	C43 Res-3/4T P/U 4WD (HEO)	424001	5005170400	NR	2144	56,000
1.00	46151	C44 Res #2-3/4T P/U 4WD (HEO)	424001	5005170400	NR	2144	56,000
1.00	21022	CO Vehicles(2)	424001	5005170400	NR	2144	575,000
1.00	46152	IRL C23/24 STA-1/2T P/U CC 4WD (FO&MS)	424001	5005170400	NR	2144	62,500
5.00		Total 589500 - Capital Outlay - Vehicles					\$801,000
1.00	21023	CO Boats	424001	5005170400	NR	2144	600,000
1.00		Total 589510 - Capital Outlay - Boats					\$600,000
		Total LEVEE MAINTENANCE					\$6,486,691

OPERATIONS & MAINTENANCE

CG03	MOWING		Fund	FundCenter	Fund Prg	Grant	Amount
Qty	Item	Name					
7.40	Total	510100 - Salaries and Wages - Regular					\$452,282
7.40	Total	520900 - Fringe Benefits - FICA Taxes Employer Share					\$34,600
7.40	Total	521010 - Fringe Benefits - FRS Retirement Contrib					\$65,081
7.40	Total	521110 - Fringe Benefits - Medical Insurance					\$121,734
7.40	Total	521120 - Fringe Benefits - Dental Insurance					\$9,028
7.40	Total	521130 - Fringe Benefits - Vision Insurance					\$1,015
7.40	Total	521140 - Fringe Benefits - Accidental Death Dismemberment					\$116
7.40	Total	521150 - Fringe Benefits - Long-Term Disability					\$1,480
7.40	Total	521160 - Fringe Benefits - Life Insurance					\$1,822
1.00	45458	10 mi Crk-Flat/Slope Mowing	214001	5110171100	NR	2144	49,000
1.00	45459	Allapattah Rest-Mowing	214001	5110171100	NR	2144	10,000
1.00	45460	C132 & C133 N-Contract Mowing	214001	5110171100	NR	2144	10,625
1.00	46039	C44 Canal/Tower-Mowing	202002	5110171100	NR	3004	60,000
1.00	45461	IRL C23/44-Mowing	214001	5110171100	NR	2144	8,333
1.00	45462	Lksd R STA PH1 N-Mowing	214001	5110171100	NR	2144	45,000
1.00	45463	Lksd R STA PH2 S-Contract Mowing	214001	5110171100	NR	2144	45,000
1.00	45464	Lksd R STA PH2 S-Slope Mowing	214001	5110171100	NR	2144	12,000
1.00	45465	Lksd R STA S191A-Mowing	214001	5110171100	NR	2144	10,000
1.00	17224	Mowing	214001	5110171100	NR	2144	309,787
1.00	45466	NEEP C23/24 C-Mowing	214001	5110171100	NR	2144	6,000
1.00	17228	Mowing	214001	5111172000	NR	2144	33,754
1.00	41988	Mowing	214001	5111172000	NR	2144	66,816
1.00	45311	Rolling Med-Mowing Canals/Levees	214001	5111172000	NR	2144	10,000
1.00	45321	Corbett Lev PH1-Flat Mow Con (Rev)	214001	5210173100	NR	2144	1,800
1.00	45322	Corbett Lev PH1-Side Slope Mow (Rev)	214001	5210173100	NR	2144	11,880
1.00	45323	Corbett Lev PH2-Flat Mow Con (Rev)	214001	5210173100	NR	2144	480
1.00	45324	Corbett Lev PH2-Side Slope Mow (Rev)	214001	5210173100	NR	2144	15,294

OPERATIONS & MAINTENANCE

CG03 MOWING

Qty	Item	Name	Fund	FundCenter	Fund Prg	Grant	Amount
1.00	41985	Mowing	214001	5210173100	NR	2144	102,742
1.00	17226	Mowing	214001	5210173100	NR	2144	172,864
1.00	45355	Boma AGI-CS Mowing Canals/Levees	214001	5211174000	NR	2144	11,500
1.00	41986	Mowing	214001	5211174000	NR	2144	40,500
1.00	17227	Mowing	214001	5211174000	NR	2144	240,284
1.00	45356	RS Bolles L16-CS Mowing Canals/Levees	214001	5211174000	NR	2144	21,600
1.00	17223	Mowing	214001	5310175100	NR	2144	252,968
1.00	41987	Mowing	214001	5310175100	NR	2144	214,266
1.00	45205	C111 Curtain Wall-Flat Mowing	214001	5311176000	NR	2144	16,950
1.00	45207	C111 SD #8-Flat Mowing	214001	5311176000	NR	2144	13,000
1.00	45206	C111 SD #8a-Flat Mowing	214001	5311176000	NR	2144	7,243
1.00	45208	EAA Seep Wall-ROW Mowing	214001	5311176000	NR	2144	8,073
1.00	45209	EAA Seep Wall-Slope Mowing	214001	5311176000	NR	2144	27,946
1.00	17222	Mowing	214001	5311176000	NR	2144	192,364
1.00	46633	BCWPA C11 MA-Contract Mowing	202002	5312177000	NR	3010	7,700
1.00	17221	Mowing	214001	5312177000	NR	2144	304,281
1.00	41984	Mowing	214001	5312177000	NR	2144	1,904
1.00	15961	Mowing - Flat & Slope	203000	5313301000	NR	NR	361,140
36.00	Total	530403 - Cont Serv - Mowing Canals/Levees					\$2,703,094
1.00	46600	BBCW L31E #2-Mowing	202002	5311176000	NR	3007	1,000
1.00	46601	BBCW L31E #3-Mowing	202002	5311176000	NR	3007	8,165
1.00	46602	BBCW L31E #4-Mowing	202002	5311176000	NR	3007	30,000
1.00	46603	C111 Normal-PS 332B Mowing PS	214001	5311176000	NR	2144	2,880
1.00	46604	C111 Normal-PS 332C Mowing PS	214001	5311176000	NR	2144	3,240
1.00	46599	C111 S331-PS 331 Flat Mowing	202002	5311176000	NR	3000	43,200
1.00	45703	Pic St Manatee-Mowing	101002	5313301000	NR	3008	50,000
1.00	45704	Pic St SW Feat-Mowing	101002	5313301000	NR	3008	50,000
8.00	Total	530404 - Cont Serv - Mowing Field Stations/Pump Stations					\$188,485
1.00	17629	Mowing	202000	5110171100	NR	NR	410
1.00	17619	Mowing	202000	5311176000	NR	NR	270
1.00	15994	Mowing	203000	5313301000	NR	NR	585
3.00	Total	541301 - Oper Expense - District Uniforms					\$1,265
1.00	21672	Safety Boots	202000	5110171100	NR	NR	500

South Florida Water Management District
FY 2024-2025 Budget
Functional Area Line Item Report

OPERATIONS & MAINTENANCE

CG03	MOWING									
Qty	Item	Name	Fund	FundCenter	Fund Prg	Grant				Amount
1.00		Total	541302	-	Oper Expense - Safety Shoes					\$500
1.00	17677	Mowing	202000	5311176000	NR	NR				674
1.00	15999	Mowing	203000	5313301000	NR	NR				1,463
2.00		Total	541400	-	Oper Expense - Tools/Equipment/PPE					\$2,137
1.00	16017	Parts & Supplies -Office	203000	5313301000	NR	NR				2,146
1.00		Total	541510	-	Oper Expense - Parts,Supp - Office					\$2,146
1.00	18005	Mowing	202000	5311176000	NR	NR				90
1.00		Total	542400	-	Oper Expense - Professional Licenses					\$90
1.00	46153	IRL C23/24 STA-3/4T P/U 4WD (CIS)	424001	5005170400	NR	2144				51,500
1.00		Total	589500	-	Capital Outlay - Vehicles					\$51,500
		Total			MOWING					\$3,636,375

OPERATIONS & MAINTENANCE

CG04	TREE MANAGEMENT		Fund	FundCenter	Fund Prg	Grant	Amount
Qty	Item	Name					
2.70	Total	510100 - Salaries and Wages - Regular					\$196,289
2.70	Total	520900 - Fringe Benefits - FICA Taxes Employer Share					\$15,017
2.70	Total	521010 - Fringe Benefits - FRS Retirement Contrib					\$28,788
2.70	Total	521110 - Fringe Benefits - Medical Insurance					\$44,242
2.70	Total	521120 - Fringe Benefits - Dental Insurance					\$3,294
2.70	Total	521130 - Fringe Benefits - Vision Insurance					\$370
2.70	Total	521140 - Fringe Benefits - Accidental Death Dismemberment					\$41
2.70	Total	521150 - Fringe Benefits - Long-Term Disability					\$540
2.70	Total	521160 - Fringe Benefits - Life Insurance					\$686
1.00	41169	BCB ROW Survey (YR 2 of 6) Orange Tree C	203000	5513142700	NR	NR	150,000
1.00	21700	Veg Mgmt Survey (GG 31st Ave - 23rd Ave	203000	5513142700	NR	NR	100,000
2.00	Total	530202 - Cont Serv - Surveying Services					\$250,000
1.00	17220	Tree Management	214001	5111172000	NR	2144	10,314
1.00	30662	CS Tree Mgt Serv	214001	5211174000	NR	2144	15,000
1.00	15960	Tree Management	203000	5313301000	NR	NR	280,000
1.00	16187	Hazardous Tree Removal North End	214001	5415182000	NR	2144	562,000
1.00	16188	Hazardous Tree Removal South End	214001	5415182000	NR	2144	563,000
1.00	21006	Lee County Watercourse Management	101003	5415182000	NR	NR	850,000
6.00	Total	530402 - Cont Serv - Tree Management Services					\$2,280,314
1.00	24	Horticultural Services	204001	5415182000	NR	NR	4,000
1.00	Total	530900 - Cont Serv - Professional					\$4,000

OPERATIONS & MAINTENANCE

CG04 TREE MANAGEMENT

Qty	Item	Name	Fund	FundCenter	Fund Prg	Grant	Amount
1.00	39	Books & Reference Materials	101000	5415182000	NR	NR	848
1.00		Total 541100 - Oper Expense - Books/Subscriptions					\$848
1.00	20020	Parts and Supplies	203000	5513142700	NR	NR	2,000
1.00		Total 541500 - Oper Expense - Parts and Supplies					\$2,000
1.00	22710	Bank Stabilization after Tree Removal	204001	5415182000	NR	NR	100,000
1.00		Total 541501 - Oper Expense - Parts,Supp - Agricultural					\$100,000
1.00	26010	Tree Management	202000	5311176000	NR	NR	1,000
1.00		Total 541503 - Oper Expense - Parts,Supp - Build & Ground Equip					\$1,000
1.00	33506	Travel - District Business	202000	5415181900	NR	NR	479
1.00		Total 542100 - Oper Expense - District Travel					\$479
1.00	26014	Tree Management	202000	5310175100	NR	NR	8,500
1.00		Total 543302 - Oper Expense - Waste Disposal Fees					\$8,500
		Total TREE MANAGEMENT					\$2,936,408

OPERATIONS & MAINTENANCE

CG05	CANAL MAINTENANCE		Fund	FundCenter	Fund Prg	Grant	Amount
Qty	Item	Name					
6.40		Total 510100 - Salaries and Wages - Regular					\$377,444
5.30		Total 511100 - Salaries and Wages - Overtime					\$63,709
11.70		Total 520900 - Fringe Benefits - FICA Taxes Employer Share					\$34,145
11.70		Total 521010 - Fringe Benefits - FRS Retirement Contrib					\$67,173
6.40		Total 521110 - Fringe Benefits - Medical Insurance					\$105,354
6.40		Total 521120 - Fringe Benefits - Dental Insurance					\$7,808
6.40		Total 521130 - Fringe Benefits - Vision Insurance					\$880
6.40		Total 521140 - Fringe Benefits - Accidental Death Dismemberment					\$97
6.40		Total 521150 - Fringe Benefits - Long-Term Disability					\$1,280
6.40		Total 521160 - Fringe Benefits - Life Insurance					\$1,548
1.00	45357	C43 Ease Maint-CS M&R District Works	214001	5211174000	NR	2144	19,500
1.00		Total 530606 - Cont Serv - Maint & Repairs - District Works					\$19,500
1.00	45358	C43 Ease Maint-CS General Maint.	214001	5211174000	NR	2144	25,000
1.00		Total 531100 - Cont Serv - General Maintenance					\$25,000
1.00	45359	C43 Ease Maint-OE Inventory Fuels	202000	5211174000	NR	NR	10,000
1.00		Total 540030 - Oper Expense - Inventory Other Fuels					\$10,000
1.00	17520	Parts and Supplies	202000	5110171100	NR	NR	2,500
1.00	17524	Parts and Supplies	202000	5111172000	NR	NR	2,754
1.00	17523	Parts and Supplies	202000	5211174000	NR	NR	1,838
1.00	17519	Parts and Supplies	202000	5310175100	NR	NR	1,497
1.00	17518	Parts and Supplies	202000	5311176000	NR	NR	1,185

OPERATIONS & MAINTENANCE

CG05 CANAL MAINTENANCE

Qty	Item	Name	Fund	FundCenter	Fund Prg	Grant	Amount
1.00	17517	Parts and Supplies	202000	5312177000	NR	NR	4,497
1.00	15986	Parts and Supplies	203000	5313301000	NR	NR	2,877
7.00		Total 540050 - Oper Expense - Inventory Parts and Supplies					\$17,148
1.00	45360	C43 Ease Maint-OE Construction Material	202000	5211174000	NR	NR	12,500
1.00		Total 541300 - Oper Expense - Construction Materials					\$12,500
1.00	17633	Canal Maintenance	202000	5210173100	NR	NR	810
1.00		Total 541301 - Oper Expense - District Uniforms					\$810
1.00	17693	Canal Maintenance	202000	5210173100	NR	NR	2,022
1.00	45325	Corbett Lev PH1-Tools/Equip/PPE (HEO)	202000	5210173100	NR	NR	1,500
2.00		Total 541400 - Oper Expense - Tools/Equipment/PPE					\$3,522
1.00	25999	Canal Maintenance	202000	5110171100	NR	NR	4,500
1.00	20008	Canal Maintenance	101000	5210173100	NR	NR	3,000
1.00	20007	Canal Maintenance	202000	5210173100	NR	NR	2,000
3.00		Total 541515 - Oper Expense - Parts, Supp - Canal Levee					\$9,500
1.00	16022	Canal Maintenance	203000	5313301000	NR	NR	20,631
1.00		Total 541600 - Oper Expense - Rent/Lease Equipment					\$20,631
1.00	16029	Canal Maintenance	203000	5313301000	NR	NR	78
1.00		Total 542400 - Oper Expense - Professional Licenses					\$78
1.00	26015	Canal Maintenance	202000	5310175100	NR	NR	23,000
1.00	26011	Canal Maintenance	202000	5311176000	NR	NR	1,500
1.00	18041	Canal Maintenance	202000	5312177000	NR	NR	4,223
3.00		Total 543302 - Oper Expense - Waste Disposal Fees					\$28,723
		Total CANAL MAINTENANCE					\$806,850

OPERATIONS & MAINTENANCE

CI03	AUTOMOTIVE-DEPTS OUTSIDE O&M				Fund	FundCenter	Fund Prg	Grant	Amount
Qty	Item	Name							
8.00		Total	510100	- Salaries and Wages - Regular					\$520,329
1.15		Total	511100	- Salaries and Wages - Overtime					\$3,870
9.15		Total	520900	- Fringe Benefits - FICA Taxes Employer Share					\$40,100
9.15		Total	521010	- Fringe Benefits - FRS Retirement Contrib					\$72,000
8.00		Total	521110	- Fringe Benefits - Medical Insurance					\$131,085
8.00		Total	521120	- Fringe Benefits - Dental Insurance					\$9,760
8.00		Total	521130	- Fringe Benefits - Vision Insurance					\$1,099
8.00		Total	521140	- Fringe Benefits - Accidental Death Dismemberment					\$121
8.00		Total	521150	- Fringe Benefits - Long-Term Disability					\$1,600
8.00		Total	521160	- Fringe Benefits - Life Insurance					\$2,012
1.00	12354	Maintenance & Repair - Vehicles	101000		4214333000	NR	NR		1,000
1.00	15524	LWC - Maint/Repair - Vehicles	202000		4216330000	NR	NR		4,500
1.00	76	Maintenance & Repair - Vehicles	101000		4216330000	NR	NR		7,500
1.00	12019	Maintenance & Repair - Vehicles	101000		4218332000	NR	NR		1,260
1.00	17308	Automotive-Depts Outside	214001		5110171100	NR	2144		21,323
1.00	17349	Automotive-Depts Outside	214001		5111172000	NR	2144		3,172
1.00	17317	Automotive-Depts Outside	214001		5210173100	NR	2144		25,327
1.00	17346	Automotive-Depts Outside	214001		5211174000	NR	2144		2,807
1.00	17304	Automotive-Depts Outside	214001		5310175100	NR	2144		1,112
1.00	17293	Automotive-Depts Outside	202000		5311176000	NR	NR		572
1.00	17289	Automotive-Depts Outside	214001		5312177000	NR	2144		1,898
1.00	15972	Automotive - Depts Outside O&M	203000		5313301000	NR	NR		2,120
1.00	13663	Maintenance & Repair - Vehicles	203000		6180238000	NR	NR		100
13.00		Total	530608	- Cont Serv - Maint & Repairs - Vehicles					\$72,691

OPERATIONS & MAINTENANCE

CI03	AUTOMOTIVE-DEPTS OUTSIDE O&M			Fund	FundCenter	Fund Prg	Grant	Amount
Qty	Item	Name						
1.00	15391	Automotive - Depts Outside O&M		214001	5110171100	NR	2144	46,709
1.00	15438	Automotive - Depts Outside O&M		214001	5111172000	NR	2144	22,963
1.00	15413	Automotive - Depts Outside O&M		214001	5210173100	NR	2144	76,472
1.00	15414	Automotive - Depts Outside O&M		214001	5211174000	NR	2144	41,086
1.00	15439	Automotive - Depts Outside O&M		214001	5310175100	NR	2144	33,579
1.00	15416	Automotive - Depts Outside O&M		202000	5311176000	NR	NR	8,585
1.00	15613	Automotive - Depts Outside O&M		214001	5312177000	NR	2144	22,327
7.00		Total	540030 - Oper Expense - Inventory Other Fuels					\$251,721
1.00	17522	O&M Program Support		214001	5210173100	NR	2144	4,497
1.00		Total	540050 - Oper Expense - Inventory Parts and Supplies					\$4,497
1.00	13688	Fuel Card Purchase - District Wide		214001	5005170400	NR	2144	339,307
1.00	46903	Fuel Card Purchase - District Wide		202000	5005170400	NR	NR	5,693
1.00	14174	Fuel Card Purchases - BCB SC		203000	5005170400	NR	NR	1,500
3.00		Total	541250 - Oper Expense - Vehicle Fuel Card Consumed					\$346,500
1.00	17634	Automotive-Depts Outside		202000	5210173100	NR	NR	810
1.00		Total	541301 - Oper Expense - District Uniforms					\$810
1.00	17694	Automotive-Depts Outside		202000	5210173100	NR	NR	1,349
1.00		Total	541400 - Oper Expense - Tools/Equipment/PPE					\$1,349
1.00	12356	Parts & Supplies - Vehicles		101000	4216330000	NR	NR	7,200
1.00	13672	Car Wash & Detail		101000	5005170400	NR	NR	25,000
1.00	13689	Parts, Supplies, & Expenses - Fleet		214001	5005170400	NR	2144	17,940
1.00	17763	Automotive-Depts Outside		214001	5110171100	NR	2144	19,939
1.00	17812	Automotive-Depts Outside		214001	5111172000	NR	2144	6,658
1.00	17775	Automotive-Depts Outside		214001	5210173100	NR	2144	43,431
1.00	17809	Automotive-Depts Outside		214001	5211174000	NR	2144	3,775
1.00	17760	Automotive-Depts Outside		214001	5310175100	NR	2144	1,541
1.00	17747	Automotive-Depts Outside		202000	5311176000	NR	NR	1,367
1.00	17743	Automotive-Depts Outside		214001	5312177000	NR	2144	1,605
1.00	16012	Automotive - Depts Outside O&M		203000	5313301000	NR	NR	788
11.00		Total	541502 - Oper Expense - Parts,Supp - Fleet					\$129,244

OPERATIONS & MAINTENANCE

CI03		AUTOMOTIVE-DEPTS OUTSIDE O&M						
Qty	Item	Name	Fund	FundCenter	Fund Prg	Grant	Amount	
1.00	18014	Automotive-Depts Outside	202000	5210173100	NR	NR	65	
1.00		Total	542400	-	Oper Expense - Professional Licenses		\$65	
1.00	13694	Vehicle Titles Tags & Registrations	214001	5005170400	NR	2144	10,000	
1.00		Total	543301	-	Oper Expense - Permits & Fees		\$10,000	
		Total	AUTOMOTIVE-DEPTS OUTSIDE O&M					\$1,598,853

OPERATIONS & MAINTENANCE

CI04 OTHER EQUIPMENT MAINTENANCE

Qty	Item	Name	Fund	FundCenter	Fund Prg	Grant	Amount
1.80		Total	510100	-	Salaries and Wages - Regular		\$118,161
1.00		Total	511100	-	Salaries and Wages - Overtime		\$8,907
2.80		Total	520900	-	Fringe Benefits - FICA Taxes Employer Share		\$9,721
2.80		Total	521010	-	Fringe Benefits - FRS Retirement Contrib		\$17,321
1.80		Total	521110	-	Fringe Benefits - Medical Insurance		\$29,494
1.80		Total	521120	-	Fringe Benefits - Dental Insurance		\$2,196
1.80		Total	521130	-	Fringe Benefits - Vision Insurance		\$246
1.80		Total	521140	-	Fringe Benefits - Accidental Death Dismemberment		\$27
1.80		Total	521150	-	Fringe Benefits - Long-Term Disability		\$360
1.80		Total	521160	-	Fringe Benefits - Life Insurance		\$460
1.00	12418	Mobile Crane Inspect - STC	214001	5111172000	NR	2144	1,500
1.00	12419	Mobile Crane Inspect - WPB	214001	5210173100	NR	2144	4,300
1.00	15046	Mobile Crane Inspection - CLE	214001	5211174000	NR	2144	1,600
1.00	12420	Mobile Crane Inspect - MIA	214001	5310175100	NR	2144	4,000
1.00	12421	Mobile Crane Inspect - HOM	214001	5311176000	NR	2144	800
1.00	12422	Mobile Crane Inspect - FTL	214001	5312177000	NR	2144	1,700
6.00		Total	530405	-	Cont Serv - Equipment Inspections		\$13,900
1.00	13677	ALLDATA - MITCHELL-Fleet Diagnostics	202000	5005170400	NR	NR	29,000
1.00	13676	Oil Change Services & Repairs	202000	5005170400	NR	NR	10,000
1.00	17312	Other Equipment Maintenance	214001	5110171100	NR	2144	10,130
1.00	17333	Other Equipment Maintenance	214001	5210173100	NR	2144	15,520
1.00	17311	Other Equipment Maintenance	214001	5310175100	NR	2144	556
5.00		Total	530608	-	Cont Serv - Maint & Repairs - Vehicles		\$65,206

OPERATIONS & MAINTENANCE

CI04	OTHER EQUIPMENT MAINTENANCE		Fund	FundCenter	Fund Prg	Grant	Amount
Qty	Item	Name					
1.00	13686	Fleet Manuals, Diagrams, CDs,etc.	202000	5005170400	NR	NR	2,500
1.00		Total 541100 - Oper Expense - Books/Subscriptions					\$2,500
1.00	17644	Other Equipment Maintenance	202000	5210173100	NR	NR	270
1.00		Total 541301 - Oper Expense - District Uniforms					\$270
1.00	17705	Other Equipment Maintenance	202000	5210173100	NR	NR	674
1.00		Total 541400 - Oper Expense - Tools/Equipment/PPE					\$674
1.00	17767	Other Equipment Maintenance	214001	5110171100	NR	2144	13,786
1.00	17792	Other Equipment Maintenance	214001	5210173100	NR	2144	32,532
1.00	17766	Other Equipment Maintenance	214001	5310175100	NR	2144	445
3.00		Total 541502 - Oper Expense - Parts,Supp - Fleet					\$46,763
1.00	18011	Other Equipment Maintenance	202000	5110171100	NR	NR	143
1.00		Total 542400 - Oper Expense - Professional Licenses					\$143
		Total OTHER EQUIPMENT MAINTENANCE					\$316,349

OPERATIONS & MAINTENANCE

CJ05 COMMAND & CONTROL, DATA LOGGER & RTU MAINT

Qty	Item	Name	Fund	FundCenter	Fund Prg	Grant	Amount
43.90		Total 510100 - Salaries and Wages - Regular					\$3,123,612
1.00		Total 511100 - Salaries and Wages - Overtime					\$25,000
44.90		Total 520900 - Fringe Benefits - FICA Taxes Employer Share					\$240,880
44.90		Total 521010 - Fringe Benefits - FRS Retirement Contrib					\$464,285
43.90		Total 521110 - Fringe Benefits - Medical Insurance					\$724,562
43.90		Total 521120 - Fringe Benefits - Dental Insurance					\$53,558
43.90		Total 521130 - Fringe Benefits - Vision Insurance					\$6,028
43.90		Total 521140 - Fringe Benefits - Accidental Death Dismemberment					\$651
43.90		Total 521150 - Fringe Benefits - Long-Term Disability					\$8,780
43.90		Total 521160 - Fringe Benefits - Life Insurance					\$10,902
1.00	41951	Campbell RTU Monitoring Sites Support	214001	5511184600	NR	2144	119,897
1.00	12933	Cont Serv - BCB Maint/Repair	203000	5511184600	NR	NR	50,000
1.00	15618	Cont Serv - Maintenance/Repair	214001	5511184600	NR	2144	90,685
1.00	12349	Cont Serv - Maintenance/Repairs	214001	5511184600	NR	2144	90,000
1.00	46020	S CREW-MotorolaRTU Maint (1)	202000	5511184600	NR	NR	4,830
1.00	41950	SCADA Site Maint & Repairs	214001	5511184600	NR	2144	49,500
1.00	41949	SCADA Site Reconditioning Contractual	214001	5511184600	NR	2144	100,000
1.00	41085	SB1638 Miami SCADA StilWell Platform	214001	5613222000	NR	2144	539,085
8.00		Total 530100 - Cont Serv - External Provider					\$1,043,997
1.00	13435	Cont Serv - Wildlife Protection Services	214001	5511184600	NR	2144	13,500
1.00		Total 530106 - Cont Serv - Alligator Protection Services					\$13,500
1.00	16191	Cont Serv- Maint/Repairs- Veg Mgmt	214001	5511184600	NR	2144	24,811

OPERATIONS & MAINTENANCE

CJ05 COMMAND & CONTROL, DATA LOGGER & RTU MAINT

Qty	Item	Name	Fund	FundCenter	Fund Prg	Grant	Amount
1.00		Total 530402 - Cont Serv - Tree Management Services					\$24,811
1.00	17239	Telemetry Maintenance	202000	5210173100	NR	NR	2,631
1.00	17243	Telemetry Maintenance	202000	5211174000	NR	NR	3,436
1.00	17232	Telemetry Maintenance	202000	5310175100	NR	NR	1,250
3.00		Total 530404 - Cont Serv - Mowing Field Stations/Pump Stations					\$7,317
1.00	15052	Cont Serv - RTU Parts Maint/Repair	214001	5511184600	NR	2144	29,632
1.00	15462	Cont Serv - RTU Parts Maint/Repair	214001	5511184600	NR	2144	19,418
1.00	27221	LWDD Rain Gauge Maintenance	214003	5511184600	NR	8005	8,630
1.00	26027	SCADA Additions and Replacements	203000	5613222000	101364	NR	400,000
4.00		Total 530600 - Cont Serv - Maintenance and Repairs					\$457,680
1.00	16193	Cont Serv- Diving Service	214001	5511184600	NR	2144	10,000
1.00	16194	Cont Serv- Diving Service	214001	5511184600	NR	2144	15,000
1.00	16189	Cont Serv- Maint/Repairs- Pressure Clean	214001	5511184600	NR	2144	25,000
3.00		Total 530606 - Cont Serv - Maint & Repairs - District Works					\$50,000
1.00	16190	Cont Serv- Maint/Repairs- Vehicles	214001	5511184600	NR	2144	5,000
1.00		Total 530608 - Cont Serv - Maint & Repairs - Vehicles					\$5,000
1.00	17371	Telemetry Maintenance	202000	5110171100	NR	NR	4,196
1.00	17388	Telemetry Maintenance	202000	5111172000	NR	NR	4,363
1.00	17378	Telemetry Maintenance	202000	5210173100	NR	NR	1,272
1.00	17382	Telemetry Maintenance	202000	5211174000	NR	NR	2,606
1.00	17367	Telemetry Maintenance	202000	5310175100	NR	NR	4,638
1.00	17366	Telemetry Maintenance	202000	5311176000	NR	NR	1,000
1.00	17362	Telemetry Maintenance	202000	5312177000	NR	NR	2,132
7.00		Total 530611 - Cont Serv - Maint and Repairs Equipment					\$20,207
1.00	20014	Equipment Rentals	214001	5511184600	NR	2144	5,000
1.00		Total 530700 - Cont Serv - Equipment Rentals					\$5,000
1.00	17407	Telemetry Maintenance	202000	5110171100	NR	NR	1,133

OPERATIONS & MAINTENANCE

CJ05 COMMAND & CONTROL, DATA LOGGER & RTU MAINT

Qty	Item	Name	Fund	FundCenter	Fund Prg	Grant	Amount
1.00	17419	Telemetry Maintenance	202000	5111172000	NR	NR	1,452
1.00	17411	Telemetry Maintenance	202000	5210173100	NR	NR	727
1.00	17414	Telemetry Maintenance	202000	5211174000	NR	NR	3,044
1.00	17403	Telemetry Maintenance	202000	5310175100	NR	NR	1,579
1.00	17402	Telemetry Maintenance	202000	5311176000	NR	NR	377
1.00	17400	Telemetry Maintenance	202000	5312177000	NR	NR	595
7.00		Total 531100 - Cont Serv - General Maintenance					\$8,907
1.00	45806	10 mi Crk-MotorolaRTU Maint (3)	101000	5511184600	NR	NR	14,490
1.00	41948	Campbell RTU Monitoring Sites Support	214001	5511184600	NR	2144	74,868
1.00	46911	Campbell RTU Monitoring Sites Support	101000	5511184600	NR	NR	300,000
1.00	45807	Lksd R STA PH1 N-MotorolaRTU (7)	101000	5511184600	NR	NR	33,810
1.00	45808	Lksd R STA PH2 S-MotorolaRTU (9)	101000	5511184600	NR	NR	43,470
1.00	15090	Oper Exp - BCB Inventory Parts	203000	5511184600	NR	NR	25,250
1.00	15110	Oper Exp - Inventory Parts	214001	5511184600	NR	2144	135,000
1.00	15050	Oper Exp - Inventory Parts	214001	5511184600	NR	2144	82,800
1.00	45714	Pic St Faka U PS-Campbell RTU (1)	101002	5511184600	NR	3008	3,780
1.00	45715	Pic St Faka U PS-MotorolaRTU Maint (1)	101002	5511184600	NR	3008	4,830
1.00	45716	Pic St Merritt-Campbell RTU (2)	101002	5511184600	NR	3008	7,560
1.00	45717	Pic St Merritt-MotorolaRTU Maint (1)	101002	5511184600	NR	3008	4,830
1.00	45718	Pic St Miller-MotorolaRTU (1)	101002	5511184600	NR	3008	4,830
1.00	46021	S CREW-Campbell RTU Maint (2)	202000	5511184600	NR	NR	7,560
14.00		Total 540050 - Oper Expense - Inventory Parts and Supplies					\$743,078
1.00	17547	Telemetry Maintenance	202000	5110171100	NR	NR	1,079
1.00	17558	Telemetry Maintenance	202000	5111172000	NR	NR	601
1.00	17552	Telemetry Maintenance	202000	5210173100	NR	NR	540
1.00	17554	Telemetry Maintenance	202000	5211174000	NR	NR	719
1.00	17545	Telemetry Maintenance	202000	5310175100	NR	NR	9,360
1.00	17544	Telemetry Maintenance	202000	5311176000	NR	NR	719
1.00	17539	Telemetry Maintenance	202000	5312177000	NR	NR	540
7.00		Total 541200 - Oper Expense - Liquid Propane Fuel					\$13,558
1.00	17579	Telemetry Maintenance	202000	5110171100	NR	NR	441
1.00	17607	Telemetry Maintenance	202000	5111172000	NR	NR	430
1.00	17590	Telemetry Maintenance	202000	5210173100	NR	NR	986
1.00	17597	Telemetry Maintenance	202000	5211174000	NR	NR	467

OPERATIONS & MAINTENANCE

CJ05 COMMAND & CONTROL, DATA LOGGER & RTU MAINT

Qty	Item	Name	Fund	FundCenter	Fund Prg	Grant	Amount
1.00	17573	Telemetry Maintenance	202000	5310175100	NR	NR	1,257
1.00	17571	Telemetry Maintenance	202000	5311176000	NR	NR	297
1.00	17563	Telemetry Maintenance	202000	5312177000	NR	NR	362
7.00		Total 541300 - Oper Expense - Construction Materials					\$4,240
1.00	12736	SCADA Uniforms/Safety	101000	2215117000	NR	NR	7,150
1.00		Total 541301 - Oper Expense - District Uniforms					\$7,150
1.00	15051	Oper Exp - Tools & Equipment	101000	5511184600	NR	NR	9,000
1.00		Total 541400 - Oper Expense - Tools/Equipment/PPE					\$9,000
1.00	18381	SCADA Parts and Supplies	101000	2215117000	NR	NR	1,800
1.00	41952	Campbell RTU Monitoring Sites Support	101000	5511184600	NR	NR	41,760
1.00	13660	Oper Exp - Parts & Supplies	202000	5511184600	NR	NR	81,000
1.00	12347	Oper Exp - Parts & Supplies	101000	5511184600	NR	NR	46,226
1.00	15268	Oper Exp - Sale Scrap Metal	101000	5511184600	NR	NR	1,000
1.00	41953	Site Reconditioing Parts	101000	5511184600	NR	NR	33,021
6.00		Total 541500 - Oper Expense - Parts and Supplies					\$204,807
1.00	46040	C44 Canal/Tower-Telemetry Building Maint	202002	5110171100	NR	3004	2,500
1.00	17838	Telemetry Maintenance	202000	5110171100	NR	NR	3,441
1.00	17858	Telemetry Maintenance	202000	5111172000	NR	NR	1,568
1.00	17847	Telemetry Maintenance	202000	5210173100	NR	NR	781
1.00	17851	Telemetry Maintenance	202000	5211174000	NR	NR	2,106
1.00	17834	Telemetry Maintenance	202000	5310175100	NR	NR	2,468
1.00	17833	Telemetry Maintenance	202000	5311176000	NR	NR	1,233
1.00	17828	Telemetry Maintenance	202000	5312177000	NR	NR	1,066
8.00		Total 541503 - Oper Expense - Parts,Supp - Build & Ground Equip					\$15,163
1.00	17871	Telemetry Maintenance	202000	5110171100	NR	NR	282
1.00	17890	Telemetry Maintenance	202000	5111172000	NR	NR	759
1.00	17880	Telemetry Maintenance	202000	5210173100	NR	NR	546
1.00	17884	Telemetry Maintenance	202000	5211174000	NR	NR	151
1.00	17867	Telemetry Maintenance	202000	5310175100	NR	NR	3,435

OPERATIONS & MAINTENANCE

CJ05 COMMAND & CONTROL, DATA LOGGER & RTU MAINT

Qty	Item	Name	Fund	FundCenter	Fund Prg	Grant	Amount
1.00	17866	Telemetry Maintenance	202000	5311176000	NR	NR	864
1.00	17861	Telemetry Maintenance	202000	5312177000	NR	NR	544
7.00		Total 541505 - Oper Expense - Parts,Supp - Electrical/Electronic					\$6,581
1.00	15706	Office Supplies	202000	2215117000	NR	NR	987
1.00		Total 541510 - Oper Expense - Parts,Supp - Office					\$987
1.00	45467	Lksd R STA S191A-SCADA/Telemetry	202000	5110171100	NR	NR	1,500
1.00		Total 541512 - Oper Expense - Parts and Supplies Water Control Structure					\$1,500
1.00	17979	Telemetry Maintenance	202000	5211174000	NR	NR	450
1.00	17962	Telemetry Maintenance	202000	5310175100	NR	NR	450
1.00	17960	Telemetry Maintenance	202000	5311176000	NR	NR	450
1.00	17952	Telemetry Maintenance	202000	5312177000	NR	NR	450
4.00		Total 541600 - Oper Expense - Rent/Lease Equipment					\$1,800
1.00	15112	Oper Exp - BCB Travel Expense	203000	5511184600	NR	NR	24,300
1.00	15690	Oper Exp - Travel Expense	101000	5511184600	NR	NR	5,832
2.00		Total 542100 - Oper Expense - District Travel					\$30,132
1.00	18036	Telemetry Maintenance	202000	5210173100	NR	NR	45
1.00		Total 543301 - Oper Expense - Permits & Fees					\$45
1.00	15918	Telemetry Maintenance	202000	5110171100	NR	NR	18,000
1.00	15925	Telemetry Maintenance	202000	5111172000	NR	NR	10,000
1.00	15917	Telemetry Maintenance	202000	5210173100	NR	NR	5,750
1.00	15927	Telemetry Maintenance	202000	5211174000	NR	NR	12,000
1.00	15932	Telemetry System	202000	5310175100	NR	NR	3,000
5.00		Total 543701 - Oper Expense - Electrical Service					\$48,750
1.00	15803	Freight	101000	2215117000	NR	NR	2,700
1.00	15109	Oper Exp - Freight	101000	5511184600	NR	NR	1,800
2.00		Total 543800 - Oper Expense - Freight					\$4,500

OPERATIONS & MAINTENANCE

CJ05 COMMAND & CONTROL, DATA LOGGER & RTU MAINT

Qty	Item	Name	Fund	FundCenter	Fund Prg	Grant	Amount
1.00	35562	SB1638 WCA 2 SCADA Stillingwells	424001	5613222000	101364	2144	2,122,488
1.00		Total 580800 - Capital Outlay - Water Control Structures					\$2,122,488
		Total COMMAND & CONTROL, DATA LOGGER & RTU MAINT					\$9,508,456

OPERATIONS & MAINTENANCE

CJ06		C&SF MONITORING & ASSESSMENT						
Qty	Item	Name	Fund	FundCenter	Fund Prg	Grant	Amount	
22.20		Total	510100	-	Salaries and Wages - Regular		\$1,962,360	
2.00		Total	511100	-	Salaries and Wages - Overtime		\$72,000	
24.20		Total	520900	-	Fringe Benefits - FICA Taxes Employer Share		\$155,634	
24.20		Total	521010	-	Fringe Benefits - FRS Retirement Contrib		\$313,251	
22.20		Total	521110	-	Fringe Benefits - Medical Insurance		\$366,631	
22.20		Total	521120	-	Fringe Benefits - Dental Insurance		\$27,084	
22.20		Total	521130	-	Fringe Benefits - Vision Insurance		\$3,054	
22.20		Total	521140	-	Fringe Benefits - Accidental Death Dismemberment		\$342	
22.20		Total	521150	-	Fringe Benefits - Long-Term Disability		\$4,440	
23.10		Total	521160	-	Fringe Benefits - Life Insurance		\$5,792	
15.00		Total	529990	-	Fringe Benefits - Other Personnel Benefits		\$107,942	
1.00	17088	Streamguging for BCB Structure	203000	3210136100	101247	NR	61,000	
1.00	17146	ORL USGS ET Stations	101003	5512185500	101247	NR	29,371	
1.00	12708	NEXRAD Data Acquisition	202000	5512185700	101247	NR	109,566	
1.00	13644	QA/QC of Streamflow Data for Non-STA's	202000	5512200000	101247	NR	34,000	
4.00		Total	530100	-	Cont Serv - External Provider		\$233,937	
1.00	12710	Flow Rating & Hydraulic Analysis-C&SF	202000	3210136100	101247	NR	146,668	
1.00		Total	530113	-	Cont Serv - Flow Monitoring Services		\$146,668	
1.00	13639	Hydrologic Data Processing	202000	5512185500	101247	NR	20,272	
1.00	12701	Hydrologic Data Processing	101000	5512185500	101247	NR	119,076	
2.00		Total	530190	-	Cont Serv - External Provider (OPS)		\$139,348	

OPERATIONS & MAINTENANCE

CJ06 C&SF MONITORING & ASSESSMENT							
Qty	Item	Name	Fund	FundCenter	Fund Prg	Grant	Amount
1.00	11976	ADCP Calibration and Repair	101000	5512200000	NR	NR	4,500
1.00		Total 530600 - Cont Serv - Maintenance and Repairs					\$4,500
1.00	12700	Books & Reference Materials	101000	5512185100	NR	NR	506
1.00		Total 541100 - Oper Expense - Books/Subscriptions					\$506
1.00	12353	Uniforms/Safety Shoes/Protective Equip	101000	5512200000	NR	NR	1,133
1.00		Total 541301 - Oper Expense - District Uniforms					\$1,133
1.00	79	Equipment Maintenance Supplies	101000	5512200000	NR	NR	12,000
1.00		Total 541500 - Oper Expense - Parts and Supplies					\$12,000
1.00	15730	Administrative Office Supplies	101000	5512185100	NR	NR	1,165
1.00		Total 541510 - Oper Expense - Parts,Supp - Office					\$1,165
1.00	15658	Travel - District Business	101000	5601220100	NR	NR	391
1.00		Total 542100 - Oper Expense - District Travel					\$391
1.00	11975	Freight for Equip. Calibration & Ins.	101000	5512200000	NR	NR	1,462
1.00		Total 543800 - Oper Expense - Freight					\$1,462
1.00	16042	ET Data Acquisition	202000	5512185500	101247	NR	77,103
1.00	15100	FTL USGS GW BIG CYPRESS	101000	5512185500	101247	NR	53,028
1.00	15096	FTL USGS SW Core Network	202000	5512185500	101247	NR	307,206
1.00	15108	ORL USGS ET Stations	101000	5512185500	101247	NR	87,576
1.00	18382	ORL USGS GW Core Network	202003	5512185500	101247	NR	10,512
1.00	15107	ORL USGS SW CORE NETWORK	202000	5512185500	101247	NR	123,868
1.00	14180	NEXRAD Data Acquisition	101000	5512185700	101247	NR	60,000
7.00		Total 545020 - Oper Expense - Interagency Federal Matching					\$719,293
1.00	45911	EAA A2 STA-Streamgauging Equipment	402000	5512200000	NR	NR	50,000
1.00		Total 589340 - Capital Outlay - Equipment Water Measurement					\$50,000

OPERATIONS & MAINTENANCE

CJ06 C&SF MONITORING & ASSESSMENT

<u>Qty</u>	<u>Item</u>	<u>Name</u>	<u>Fund</u>	<u>FundCenter</u>	<u>Fund Prg</u>	<u>Grant</u>	<u>Amount</u>
	Total	C&SF MONITORING & ASSESSMENT					<u>\$4,328,933</u>

OPERATIONS & MAINTENANCE

CJ07 COMMAND & CONTROL, DATA LOGGER & RTU NEW INSTALLATIONS

Qty	Item	Name	Fund	FundCenter	Fund Prg	Grant	Amount
13.05		Total	510100	-	Salaries and Wages - Regular		\$1,165,727
13.05		Total	520900	-	Fringe Benefits - FICA Taxes Employer Share		\$89,180
13.05		Total	521010	-	Fringe Benefits - FRS Retirement Contrib		\$176,490
13.05		Total	521110	-	Fringe Benefits - Medical Insurance		\$213,829
13.05		Total	521120	-	Fringe Benefits - Dental Insurance		\$15,921
13.05		Total	521130	-	Fringe Benefits - Vision Insurance		\$1,790
13.05		Total	521140	-	Fringe Benefits - Accidental Death Dismemberment		\$201
13.05		Total	521150	-	Fringe Benefits - Long-Term Disability		\$2,610
13.05		Total	521160	-	Fringe Benefits - Life Insurance		\$3,348
1.00	12707	Cont Serv - RTU Upgrades	101000	5511184600	NR	NR	9,000
1.00		Total	530100	-	Cont Serv - External Provider		\$9,000
1.00	15049	Oper Exp - Inventory Parts	101000	5511184600	NR	NR	24,000
1.00		Total	540050	-	Oper Expense - Inventory Parts and Supplies		\$24,000
1.00	15248	Oper Exp - Tools & Equipment	101000	5511184600	NR	NR	7,020
1.00		Total	541400	-	Oper Expense - Tools/Equipment/PPE		\$7,020
1.00	13042	Oper Exp - Parts & Supplies	101000	5511184600	NR	NR	31,235
1.00		Total	541500	-	Oper Expense - Parts and Supplies		\$31,235
1.00	15689	Oper Exp - Travel Expense	101000	5511184600	NR	NR	1,422
1.00		Total	542100	-	Oper Expense - District Travel		\$1,422

OPERATIONS & MAINTENANCE

CJ07 COMMAND & CONTROL, DATA LOGGER & RTU NEW INSTALLATIONS

Qty	Item	Name	Fund	FundCenter	Fund Prg	Grant	Amount	
1.00	15270	Oper Exp - Freight	101000	5511184600	NR	NR	630	
1.00		Total	543800		- Oper Expense - Freight		\$630	
		Total	COMMAND & CONTROL, DATA LOGGER & RTU NEW INSTALLATIONS					\$1,742,403

OPERATIONS & MAINTENANCE

CK01 AQUATIC PLANT CONTROL

Qty	Item	Name	Fund	FundCenter	Fund Prg	Grant	Amount
21.65		Total	510100	-	Salaries and Wages - Regular		\$1,363,202
6.15		Total	511100	-	Salaries and Wages - Overtime		\$77,000
27.80		Total	520900	-	Fringe Benefits - FICA Taxes Employer Share		\$111,269
27.80		Total	521010	-	Fringe Benefits - FRS Retirement Contrib		\$217,875
21.65		Total	521110	-	Fringe Benefits - Medical Insurance		\$359,038
21.65		Total	521120	-	Fringe Benefits - Dental Insurance		\$26,413
21.65		Total	521130	-	Fringe Benefits - Vision Insurance		\$2,972
21.65		Total	521140	-	Fringe Benefits - Accidental Death Dismemberment		\$320
21.65		Total	521150	-	Fringe Benefits - Long-Term Disability		\$4,330
21.65		Total	521160	-	Fringe Benefits - Life Insurance		\$5,256
3.00		Total	529990	-	Fringe Benefits - Other Personnel Benefits		\$2,425
1.00	14166	Grass Carp Stocking	204001	5415182000	NR	NR	160,000
1.00		Total	530100	-	Cont Serv - External Provider		\$160,000
1.00	27605	Aquatic Plant Control	214001	5110171100	NR	2144	82,000
1.00	17199	Aquatic Plant Control	225000	5110171100	NR	NR	119,757
1.00	18232	Aquatic Plant Control	214001	5110171100	NR	2144	36,733
1.00	45468	C132 & C133 N-Contract Spraying	202000	5110171100	NR	NR	6,300
1.00	46041	C44 Canal/Tower-Contract Spraying	202002	5110171100	NR	3004	14,700
1.00	18234	Aquatic Plant Control	214001	5210173100	NR	2144	8,340
1.00	17200	Aquatic Plant Control	225000	5210173100	NR	NR	41,689
1.00	17202	Aquatic Plant Control	225000	5211174000	NR	NR	51,764
1.00	18231	Aquatic Plant Control	225000	5211174000	NR	NR	416
1.00	45361	Boma AGI-CS Aquatic Spraying	202000	5211174000	NR	NR	1,500

OPERATIONS & MAINTENANCE

CK01 AQUATIC PLANT CONTROL

Qty	Item	Name	Fund	FundCenter	Fund Prg	Grant	Amount
1.00	45362	C43 Ease Maint-CS Aquatic Spraying	202000	5211174000	NR	NR	10,200
1.00	23015	CS Aquatic Spraying	214001	5211174000	NR	2144	38,000
1.00	45363	NEEP Hicpo PH1-CS Aquatic Spraying	202000	5211174000	NR	NR	1,800
1.00	45364	RS Bolles L16-CS Aquatic Spraying	214001	5211174000	NR	2144	4,500
1.00	19980	AQUATIC PLANT CONTROL	214001	5310175100	NR	2144	3,546
1.00	19979	AQUATIC PLANT CONTROL	225000	5310175100	NR	NR	17,731
1.00	24643	Aquatic Plant Control	214001	5310175100	NR	2144	4,884
1.00	46726	S152 Gt Spill-CS Aquatic Spraying	202002	5310175100	NR	3012	1,050
1.00	18237	Aquatic Plant Control	214001	5311176000	NR	2144	1,000
1.00	17198	Aquatic Plant Control	225000	5311176000	NR	NR	5,698
1.00	19985	AQUATIC PLANT CONTROL	225000	5312177000	NR	NR	40,794
1.00	19987	AQUATIC PLANT CONTROL	214001	5312177000	NR	2144	14,359
1.00	24654	Aquatic Plant Control	214001	5312177000	NR	2144	20,512
1.00	46634	BCWPA C11 MA-Contract Aquatic Spraying	202002	5312177000	NR	3010	1,497
1.00	15957	Aquatic Plant Control	203000	5313301000	NR	NR	307,305
1.00	45245	10 mi Crk-Vegetation Mgmt	202000	5415182000	NR	NR	35,380
1.00	15450	Aquatic Plant Control (FWC)	206000	5415182000	NR	NR	350,000
1.00	45246	Lksd R STA PH1 N-Exotics	202000	5415182000	NR	NR	66,241
1.00	45247	Lksd R STA PH2 S-Exotics	202000	5415182000	NR	NR	72,560
1.00	15896	Northern STA - Veg Maint & Enhancement	214001	5415182000	NR	2144	76,500
30.00		Total 530300 - Cont Serv - Aquatic Spraying					\$1,436,756
1.00	45469	IRL C23/44-Contract Spraying	202000	5110171100	NR	NR	2,833
1.00	14160	Invasive Grasses Spraying Svcs (FWC)	206000	5415182000	NR	NR	500,000
2.00		Total 530301 - Cont Serv - Terrestrial Spraying					\$502,833
1.00	45210	C111 Normal-Mech Aquatic Harvesting	202000	5311176000	NR	NR	170,000
1.00	14157	Mechanical Harvesting Services (FWC)	206000	5415182000	NR	NR	104,000
2.00		Total 530400 - Cont Serv - Mechanical Aquatic Harvesting					\$274,000
1.00	19977	AQUATIC PLANT CONTROL	214001	5110171100	NR	2144	7,624
1.00	19967	AQUATIC PLANT CONTROL	225000	5110171100	NR	NR	16,530
1.00	27603	Aquatic Plant Control	214001	5110171100	NR	2144	10,000
1.00	45470	C132 & C133 N-Chemicals	202000	5110171100	NR	NR	4,500
1.00	46042	C44 Canal/Tower-Chemicals	202002	5110171100	NR	3004	7,000

OPERATIONS & MAINTENANCE

CK01 AQUATIC PLANT CONTROL

Qty	Item	Name	Fund	FundCenter	Fund Prg	Grant	Amount
1.00	45471	IRL C23/44-Chemicals	202000	5110171100	NR	NR	1,667
1.00	19990	AQUATIC PLANT CONTROL	214001	5210173100	NR	2144	4,168
1.00	19989	AQUATIC PLANT CONTROL	225000	5210173100	NR	NR	14,171
1.00	17482	Aquatic Plant Control	214001	5210173100	NR	2144	15,260
1.00	18240	Aquatic Plant Control	225000	5211174000	NR	NR	9,786
1.00	27608	Aquatic Plant Control	214001	5211174000	NR	2144	7,814
1.00	17485	Aquatic Plant Control	225000	5211174000	NR	NR	10,342
1.00	45365	C43 Ease Maint-OE Inventory Chemicals	202000	5211174000	NR	NR	12,500
1.00	45940	C43 S470 PS-OE Inventory Chemicals	202002	5211174000	NR	3011	2,500
1.00	45366	RS Bolles L16-OE Inventory Chemicals	214001	5211174000	NR	2144	2,000
1.00	19982	AQUATIC PLANT CONTROL	214001	5310175100	NR	2144	2,500
1.00	19981	AQUATIC PLANT CONTROL	225000	5310175100	NR	NR	2,015
1.00	19978	AQUATIC PLANT CONTROL	225000	5310175100	NR	NR	8,867
1.00	17479	Aquatic Plant Control	214001	5310175100	NR	2144	29,425
1.00	19984	AQUATIC PLANT CONTROL	214001	5311176000	NR	2144	347
1.00	19983	AQUATIC PLANT CONTROL	225000	5311176000	NR	NR	4,848
1.00	17476	Aquatic Plant Control	214001	5311176000	NR	2144	5,863
1.00	45211	C111 Normal-Aquatic Chemical Treatment	202000	5311176000	NR	NR	250,000
1.00	17475	Aquatic Plant Control	214001	5312177000	NR	2144	9,300
1.00	46635	BCWPA C11 MA-Operating Chemical	202002	5312177000	NR	3010	2,238
1.00	15983	Aquatic Plant Control	203000	5313301000	NR	NR	164,000
1.00	15449	Aquatic Plant Control (FWC)	206000	5415182000	NR	NR	630,000
1.00	14162	Chemicals for Aquatic Plant Control	204001	5415182000	NR	NR	22,096
1.00	14163	Chemicals for Kissimmee Basin Area	204001	5415182000	NR	NR	46,090
1.00	14159	Invasive Grasses Chemical (FWC)	206000	5415182000	NR	NR	350,000
30.00	Total	540010 - Oper Expense - Inventory Chemicals					\$1,653,451
1.00	15256	Fuel Card Purchases - BCB FS	203000	5005170400	NR	NR	500
1.00	Total	541250 - Oper Expense - Vehicle Fuel Card Consumed					\$500
1.00	17572	Aquatic Plant Control	214001	5110171100	NR	2144	57,957
1.00	17596	Aquatic Plant Control	214001	5111172000	NR	2144	10,584
1.00	17578	Aquatic Plant Control	214001	5210173100	NR	2144	14,524
1.00	17595	Aquatic Plant Control	214001	5211174000	NR	2144	9,256
1.00	17570	Aquatic Plant Control	214001	5310175100	NR	2144	1,885
1.00	17562	Aquatic Plant Control	214001	5311176000	NR	2144	2,835
6.00	Total	541300 - Oper Expense - Construction Materials					\$97,041

OPERATIONS & MAINTENANCE

CK01 AQUATIC PLANT CONTROL

Qty	Item	Name	Fund	FundCenter	Fund Prg	Grant	Amount
1.00	17655	Aquatic Plant Control	202000	5111172000	NR	NR	226
1.00	17624	Aquatic Plant Control	202000	5310175100	NR	NR	5,779
1.00	17612	Aquatic Plant Control	202000	5311176000	NR	NR	580
1.00	17611	Aquatic Plant Control	202000	5312177000	NR	NR	29,160
1.00	52	Uniforms/Safety Shoes	101000	5415182000	NR	NR	1,000
5.00		Total 541301 - Oper Expense - District Uniforms					\$36,745
1.00	17718	Aquatic Plant Control	202000	5111172000	NR	NR	252
1.00	17683	Aquatic Plant Control	202000	5310175100	NR	NR	8,093
1.00	17670	Aquatic Plant Control	202000	5311176000	NR	NR	2,697
1.00	17669	Aquatic Plant Control	202000	5312177000	NR	NR	2,022
1.00	22708	Small Tools, Equipment & Gauges	204001	5415182000	NR	NR	3,000
5.00		Total 541400 - Oper Expense - Tools/Equipment/PPE					\$16,064
1.00	50	Photographic Expenses	214001	5415182000	NR	2144	450
1.00		Total 541507 - Oper Expense - Parts,Supp - Photographic					\$450
1.00	15750	Aquatic Plant Control	202000	5003170600	NR	NR	351
1.00	15756	STA Office and Lab Supplies	101000	5415182000	NR	NR	661
2.00		Total 541510 - Oper Expense - Parts,Supp - Office					\$1,012
1.00	33505	Travel - District Business	202000	5415181900	NR	NR	1,362
1.00		Total 542100 - Oper Expense - District Travel					\$1,362
1.00	18009	Aquatic Plant Control	202000	5110171100	NR	NR	142
1.00	18015	Aquatic Plant Control	202000	5210173100	NR	NR	180
1.00	18007	Aquatic Plant Control	202000	5310175100	NR	NR	450
1.00	18001	Aquatic Plant Control	202000	5311176000	NR	NR	67
1.00	16028	Aquatic Plant Control	203000	5313301000	NR	NR	107
5.00		Total 542400 - Oper Expense - Professional Licenses					\$946
1.00	18047	Aquatic Plant Control	214001	5210173100	NR	2144	288
1.00	18045	Aquatic Plant Control	214001	5310175100	NR	2144	40,115
1.00	18042	Aquatic Plant Control	214001	5312177000	NR	2144	1,871

OPERATIONS & MAINTENANCE

CK01 AQUATIC PLANT CONTROL

Qty	Item	Name	Fund	FundCenter	Fund Prg	Grant	Amount
3.00		Total	543302	-	Oper Expense - Waste Disposal Fees		\$42,274
1.00	15636	Aquatic Plant Control	424001	5310175100	NR	2144	2,500
1.00		Total	589300	-	Capital Outlay - Equipment		\$2,500
		Total	AQUATIC PLANT CONTROL				\$6,396,034

OPERATIONS & MAINTENANCE

CK02 BIOCONTROL EXOTIC PLANT

Qty	Item	Name	Fund	FundCenter	Fund Prg	Grant	Amount
.20	Total	510100 - Salaries and Wages - Regular					\$17,530
.20	Total	520900 - Fringe Benefits - FICA Taxes Employer Share					\$1,341
.20	Total	521010 - Fringe Benefits - FRS Retirement Contrib					\$2,389
.20	Total	521110 - Fringe Benefits - Medical Insurance					\$3,277
.20	Total	521120 - Fringe Benefits - Dental Insurance					\$244
.20	Total	521130 - Fringe Benefits - Vision Insurance					\$27
.20	Total	521140 - Fringe Benefits - Accidental Death Dismemberment					\$3
.20	Total	521150 - Fringe Benefits - Long-Term Disability					\$40
.20	Total	521160 - Fringe Benefits - Life Insurance					\$51
1.00	41159	USDA Lab Acid Tank Cleaning	202000	2111109200	NR	3005	6,500
1.00	41158	USDA Lab Carpet Cleaning	202000	2111109200	NR	3005	2,000
1.00	41157	USDA Lab Electrical Repairs	202000	2111109200	NR	3005	2,000
1.00	41154	USDA Lab Exterior Window Cleaning	202000	2111109200	NR	3005	1,000
1.00	41151	USDA Lab Fire Alarm Inspection/ Monitor	202000	2111109200	NR	3005	1,500
1.00	41148	USDA Lab HVAC Inspections Chiller	202000	2111109200	NR	3005	9,500
1.00	41149	USDA Lab HVAC Service	202000	2111109200	NR	3005	4,500
1.00	41156	USDA Lab Plumbing Repairs	202000	2111109200	NR	3005	3,500
1.00	41155	USDA Lab Pressure Cleaning	202000	2111109200	NR	3005	1,500
1.00	41160	USDA Lab Roof Inspection & Repair	202000	2111109200	NR	3005	8,500
1.00	41150	USDA lab Building Automation Service	202000	2111109200	NR	3005	5,000
1.00	41153	USDA lab Fire Extinguisher Service	202000	2111109200	NR	3005	250
1.00	41152	USDA lab Fire Sprinkler Inspection	202000	2111109200	NR	3005	1,500
1.00	45713	Bio Contrls-Invasive Plants Control	101002	5415182000	NR	3005	1,000,000
14.00	Total	530600 - Cont Serv - Maintenance and Repairs					\$1,047,250
1.00	49	Climbing Fern Biocontrol Development	204001	5415182000	NR	NR	150,000

OPERATIONS & MAINTENANCE

CK02 BIOCONTROL EXOTIC PLANT

Qty	Item	Name	Fund	FundCenter	Fund Prg	Grant	Amount
1.00	1	Melaleuca Biocontrol Develop (\$1M Match)	204001	5415182000	NR	NR	150,000
2.00		Total	545020	-	Oper Expense - Interagency Federal Matching		\$300,000
		Total	BIOCONTROL EXOTIC PLANT				\$1,372,152

OPERATIONS & MAINTENANCE

CK03 TERRESTRIAL PLANT CONTROL

Qty	Item	Name	Fund	FundCenter	Fund Prg	Grant	Amount
7.65		Total 510100 - Salaries and Wages - Regular					\$447,763
3.00		Total 511100 - Salaries and Wages - Overtime					\$37,174
10.65		Total 520900 - Fringe Benefits - FICA Taxes Employer Share					\$37,098
10.65		Total 521010 - Fringe Benefits - FRS Retirement Contrib					\$69,051
7.65		Total 521110 - Fringe Benefits - Medical Insurance					\$125,832
7.65		Total 521120 - Fringe Benefits - Dental Insurance					\$9,333
7.65		Total 521130 - Fringe Benefits - Vision Insurance					\$1,053
7.65		Total 521140 - Fringe Benefits - Accidental Death Dismemberment					\$117
7.65		Total 521150 - Fringe Benefits - Long-Term Disability					\$1,530
7.65		Total 521160 - Fringe Benefits - Life Insurance					\$1,889
1.00	41940	Vegetation Management System Support	214001	2217116000	NR	2144	31,500
1.00		Total 530100 - Cont Serv - External Provider					\$31,500
1.00	45472	IRL C23/44-Contract Spraying	202000	5110171100	NR	NR	1,667
1.00		Total 530300 - Cont Serv - Aquatic Spraying					\$1,667
1.00	45473	10 mi Crk-Contract Spraying	202000	5110171100	NR	NR	8,000
1.00	45474	Allapattah Rest-Contract Spraying	202000	5110171100	NR	NR	22,000
1.00	46043	C44 Canal/Tower-Contract Spraying	202002	5110171100	NR	3004	5,250
1.00	45475	Kiss ASR Well-Contract Spraying	202000	5110171100	NR	NR	3,150
1.00	45476	Lksd R STA PH1 N-Contract Spraying	202000	5110171100	NR	NR	17,000
1.00	45477	Lksd R STA PH2 S-Contract Spraying	202000	5110171100	NR	NR	17,000
1.00	45478	NEEP C23/24 C-Contract Spraying	202000	5110171100	NR	NR	1,575
1.00	18233	Terrestrial Plant Control	214001	5110171100	NR	2144	16,676

OPERATIONS & MAINTENANCE

CK03 TERRESTRIAL PLANT CONTROL

Qty	Item	Name	Fund	FundCenter	Fund Prg	Grant	Amount
1.00	27606	Terrestrial Plant Control	214001	5110171100	NR	2144	50,000
1.00	17206	Terrestrial Plant Control	225000	5110171100	NR	NR	43,377
1.00	30056	Terrestrial Plant Control	204001	5111172000	NR	NR	32,703
1.00	17211	Terrestrial Plant Control	214001	5111172000	NR	2144	30,650
1.00	45326	Corbett Lev PH1-Terrestrial Spraying	202000	5210173100	NR	NR	800
1.00	45327	Corbett Lev PH2-Terrestrial Spraying	202000	5210173100	NR	NR	1,100
1.00	18235	Terrestrial Plant Control	214001	5210173100	NR	2144	16,675
1.00	17209	Terrestrial Plant Control	225000	5210173100	NR	NR	62,822
1.00	27611	Terrestrial Plant Control	214001	5210173100	NR	2144	20,565
1.00	45251	Boma AGI-CS Terrestrial Spraying	202000	5211174000	NR	NR	3,000
1.00	45252	C43 Ease Maint-CS Terrestrial Spraying	202000	5211174000	NR	NR	18,600
1.00	45941	C43 S470 PS-CS Terrestrial Spraying	202002	5211174000	NR	3011	4,200
1.00	23016	CS Terrestrial Spraying	214001	5211174000	NR	2144	60,000
1.00	45253	NEEP Hicpo PH1-CS Terrestrial Spraying	202000	5211174000	NR	NR	7,800
1.00	45254	RS Bolles L16-CS Terrestrial Spraying	214001	5211174000	NR	2144	7,500
1.00	17210	Terrestrial Plant Control	225000	5211174000	NR	NR	103,528
1.00	18236	Terrestrial Plant Control	214001	5310175100	NR	2144	23,320
1.00	24644	Terrestrial Plant Control	214001	5310175100	NR	2144	116,629
1.00	17205	Terrestrial Plant Control	225000	5310175100	NR	NR	50,253
1.00	46606	8.5 SMA Mod-PS 357 Terrestrial Spraying	202002	5311176000	NR	3003	10,196
1.00	46609	BBCW L31E #2-Terrestrial Spraying	202002	5311176000	NR	3007	2,321
1.00	46610	BBCW L31E #5a-Terr Spraying	202002	5311176000	NR	3007	210
1.00	46611	BBCW L31E #5b-Terr Spraying	202002	5311176000	NR	3007	210
1.00	45212	C111 Curtain Wall-C&S Terrestrl Spraying	202000	5311176000	NR	NR	2,158
1.00	46612	C111 Normal-PS 332B Spraying	202002	5311176000	NR	NR	1,701
1.00	46613	C111 Normal-PS 332C Spraying	202002	5311176000	NR	NR	1,701
1.00	46614	C111 Normal-PS 332D Terrestrial Spraying	202002	5311176000	NR	NR	9,230
1.00	46605	C111 S331-PS 331 Terrestrial Spraying	202002	5311176000	NR	3000	956
1.00	45214	C111 SD #8-Terrestrial Spray	202000	5311176000	NR	NR	9,293
1.00	45213	C111 SD #8a-Terrestrial Spray	202000	5311176000	NR	NR	5,513
1.00	46607	C111 Spreader-S 199 Spray	202002	5311176000	NR	3006	5,576
1.00	46608	C111 Spreader-S 200 Spray	202002	5311176000	NR	3006	7,886
1.00	45215	EAA Seep Wall-C&S Terr Spraying	202000	5311176000	NR	NR	4,316
1.00	17204	Terrestrial Plant Control	225000	5311176000	NR	NR	45,814
1.00	27607	Terrestrial Plant Control	214001	5311176000	NR	2144	20,000
1.00	18238	Terrestrial Plant Control	214001	5311176000	NR	2144	14,000
1.00	46636	BCWPA C11 MA-Contract Terrestrl Spraying	202002	5312177000	NR	3010	3,293

OPERATIONS & MAINTENANCE

CK03 TERRESTRIAL PLANT CONTROL

Qty	Item	Name	Fund	FundCenter	Fund Prg	Grant	Amount
1.00	18239	Terrestrial Plant Control	225000	5312177000	NR	NR	56,165
1.00	24655	Terrestrial Plant Control	214001	5312177000	NR	2144	11,611
1.00	17203	Terrestrial Plant Control	214001	5312177000	NR	2144	30,008
1.00	45705	Pic St Faka U PS-Veg Management Spraying	101002	5313301000	NR	3008	20,184
1.00	45706	Pic St Manatee-Veg Management	101002	5313301000	NR	3008	20,184
1.00	45707	Pic St Merritt-Veg Management Spraying	101002	5313301000	NR	3008	20,184
1.00	45708	Pic St Miller-Veg Management Spraying	101002	5313301000	NR	3008	20,184
1.00	45709	Pic St SW Feat-Veg Management Spraying	101002	5313301000	NR	3008	20,184
1.00	15958	Terrestrial Plant Control	203000	5313301000	NR	NR	300,000
54.00		Total 530301 - Cont Serv - Terrestrial Spraying					\$1,387,251
1.00	41168	USDA Lab General Mainteance	202000	2111109200	NR	3005	6,500
1.00		Total 530600 - Cont Serv - Maintenance and Repairs					\$6,500
1.00	46615	C111 Normal-PS 332D Scraping Secrty Svcs	202002	5311176000	NR	NR	15,600
1.00		Total 531102 - Cont Serv - Security Services					\$15,600
1.00	45479	10 mi Crk-Chemicals	202000	5110171100	NR	NR	5,500
1.00	45480	Allapattah Rest-Chemicals	202000	5110171100	NR	NR	8,000
1.00	46044	C44 Canal/Tower-Chemicals	202002	5110171100	NR	3004	3,500
1.00	45481	IRL C23/44-Chemicals	202000	5110171100	NR	NR	1,000
1.00	45482	Kiss ASR Well-Chemicals	202000	5110171100	NR	NR	1,000
1.00	45483	Lksd R STA PH1 N-Chemicals	202000	5110171100	NR	NR	10,000
1.00	45484	Lksd R STA PH2 S-Chemicals	202000	5110171100	NR	NR	10,000
1.00	45485	NEEP C23/24 C-Chemicals	202000	5110171100	NR	NR	500
1.00	19969	Terrestrial Plant Control	214001	5110171100	NR	2144	5,670
1.00	19968	Terrestrial Plant Control	225000	5110171100	NR	NR	6,901
1.00	27604	Terrestrial Plant Control	214001	5110171100	NR	2144	4,950
1.00	19970	Terrestrial Plant Control	214001	5111172000	NR	2144	61
1.00	45328	Corbett Lev PH1-Terr Chemical (Rev)	202000	5210173100	NR	NR	240
1.00	45329	Corbett Lev PH2-Terr Chemical (Rev)	202000	5210173100	NR	NR	360
1.00	19991	TERRESTRIAL PLANT CONTROL	214001	5210173100	NR	2144	4,168
1.00	19976	Terrestrial Plant Control	225000	5210173100	NR	NR	14,753
1.00	17484	Terrestrial Plant Control	214001	5210173100	NR	2144	33,004
1.00	45255	C43 Ease Maint-OE Inventory Chemicals	202000	5211174000	NR	NR	19,500

OPERATIONS & MAINTENANCE

CK03 TERRESTRIAL PLANT CONTROL

Qty	Item	Name	Fund	FundCenter	Fund Prg	Grant	Amount
1.00	45256	NEEP Hicpo PH1-OE Inventory Chemicals	202000	5211174000	NR	NR	4,200
1.00	45257	RS Bolles L16-OE Inventory Chemicals	214001	5211174000	NR	2144	3,900
1.00	17719	Terrestrial Plant Control	214001	5211174000	NR	2144	21,349
1.00	17486	Terrestrial Plant Control	214001	5211174000	NR	2144	40,907
1.00	18241	Terrestrial Plant Control	225000	5211174000	NR	NR	34,164
1.00	17481	Terrestrial Plant Control	214001	5310175100	NR	2144	52,676
1.00	19971	Terrestrial Plant Control	225000	5310175100	NR	NR	21,134
1.00	46616	BBCW L31E #2-Chemicals	202002	5311176000	NR	3007	3,037
1.00	46617	BBCW L31E #3-Chemicals	202002	5311176000	NR	3007	4,852
1.00	46618	BBCW L31E #4-Chemicals	202002	5311176000	NR	3007	13,912
1.00	46619	BBCW L31E #5a-Inventory Chemical	202002	5311176000	NR	3007	300
1.00	46620	BBCW L31E #5b-Inventory Chemical	202002	5311176000	NR	3007	1,300
1.00	45216	C111 Curtain Wall-Terrestrial Herbicide	202000	5311176000	NR	NR	1,860
1.00	45218	C111 SD #8-Chemicals	202000	5311176000	NR	NR	2,655
1.00	45217	C111 SD #8a-Chemicals	202000	5311176000	NR	NR	1,575
1.00	45219	EAA Seep Wall-Terrestrial Herbicide	202000	5311176000	NR	NR	3,525
1.00	17480	Terrestrial Plant Control	214001	5311176000	NR	2144	17,850
1.00	19973	Terrestrial Plant Control	225000	5311176000	NR	NR	13,640
1.00	19974	Terrestrial Plant Control	214001	5311176000	NR	2144	4,046
1.00	19975	Terrestrial Plant Control	225000	5312177000	NR	NR	26,924
1.00	17478	Terrestrial Plant Control	225000	5312177000	NR	NR	18,152
1.00	17477	Terrestrial Plant Control	214001	5312177000	NR	2144	35,489
1.00	15982	Terrestrial Plant Control	203000	5313301000	NR	NR	5,000
41.00	Total	540010 - Oper Expense - Inventory Chemicals					\$461,554
1.00	17656	Terrestrial Plant Control	202000	5211174000	NR	NR	2,380
1.00	17626	Terrestrial Plant Control	202000	5310175100	NR	NR	540
2.00	Total	541301 - Oper Expense - District Uniforms					\$2,920
1.00	17685	Terrestrial Plant Control	202000	5310175100	NR	NR	1,349
1.00	Total	541400 - Oper Expense - Tools/Equipment/PPE					\$1,349
1.00	46621	C111 Normal-PS 332D Scraping Equip Rent	202002	5311176000	NR	NR	100,000
1.00	Total	541600 - Oper Expense - Rent/Lease Equipment					\$100,000

OPERATIONS & MAINTENANCE

CK03 TERRESTRIAL PLANT CONTROL

Qty	Item	Name	Fund	FundCenter	Fund Prg	Grant	Amount
1.00	18023	Terrestrial Plant Control	202000	5211174000	NR	NR	157
1.00		Total	542400	-	Oper Expense - Professional Licenses		\$157
1.00	11987	Herbicide Evaluation	204001	5415182000	NR	NR	104,000
1.00		Total	545040	-	Oper Expense - Interagency Public Univ		\$104,000
		Total			TERRESTRIAL PLANT CONTROL		\$2,843,338

OPERATIONS & MAINTENANCE

CK04 EXOTIC PLANT CONTROL

Qty	Item	Name	Fund	FundCenter	Fund Prg	Grant	Amount
.10	Total	510100 - Salaries and Wages - Regular					\$6,382
.10	Total	520900 - Fringe Benefits - FICA Taxes Employer Share					\$488
.10	Total	521010 - Fringe Benefits - FRS Retirement Contrib					\$870
.10	Total	521110 - Fringe Benefits - Medical Insurance					\$1,639
.10	Total	521120 - Fringe Benefits - Dental Insurance					\$122
.10	Total	521130 - Fringe Benefits - Vision Insurance					\$14
.10	Total	521140 - Fringe Benefits - Accidental Death Dismemberment					\$2
.10	Total	521150 - Fringe Benefits - Long-Term Disability					\$20
.10	Total	521160 - Fringe Benefits - Life Insurance					\$25
	Total	EXOTIC PLANT CONTROL					\$9,562

OPERATIONS & MAINTENANCE

CK05	EXOTIC ANIMAL MANAGEMENT				Fund	FundCenter	Fund Prg	Grant	Amount	
Qty	Item	Name								
2.00		Total	510100	- Salaries and Wages - Regular					\$148,574	
2.00		Total	520900	- Fringe Benefits - FICA Taxes Employer Share					\$11,365	
2.00		Total	521010	- Fringe Benefits - FRS Retirement Contrib					\$20,250	
2.00		Total	521110	- Fringe Benefits - Medical Insurance					\$32,770	
2.00		Total	521120	- Fringe Benefits - Dental Insurance					\$2,440	
2.00		Total	521130	- Fringe Benefits - Vision Insurance					\$274	
2.00		Total	521140	- Fringe Benefits - Accidental Death Dismemberment					\$30	
2.00		Total	521150	- Fringe Benefits - Long-Term Disability					\$400	
2.00		Total	521160	- Fringe Benefits - Life Insurance					\$514	
1.00	24225	Invasive Animal Management- Python			204001	5415182000	NR	NR	63,156	
1.00	22716	Invasive Animal Management- Python			204001	5415182000	NR	NR	13,000	
1.00	19341	Invasive Animal Management- Python			204001	5415182000	NR	NR	14,888	
1.00	18255	Invasive Animal Management- Python			204001	5415182000	NR	NR	325,000	
4.00		Total	530406	- Cont Serv - Python Elimination Program					\$416,044	
1.00	14165	Exotic Reptile Management (UF)			204001	5415182000	NR	NR	325,000	
1.00	17147	Invasive Animal Management- Python			214001	5415182000	NR	2144	250,000	
1.00	34067	Invasive Animal Management- Python			204001	5415182000	NR	NR	500,000	
3.00		Total	530407	- Cont Serv - Invasive Animal Management					\$1,075,000	
		Total	EXOTIC ANIMAL MANAGEMENT							\$1,707,661

OPERATIONS & MAINTENANCE

CK06 BLUE-GREEN ALGAE RESPONSE

Qty	Item	Name	Fund	FundCenter	Fund Prg	Grant	Amount
.10	Total	510100 - Salaries and Wages - Regular					\$6,265
.10	Total	520900 - Fringe Benefits - FICA Taxes Employer Share					\$479
.10	Total	521010 - Fringe Benefits - FRS Retirement Contrib					\$854
.10	Total	521110 - Fringe Benefits - Medical Insurance					\$1,639
.10	Total	521120 - Fringe Benefits - Dental Insurance					\$122
.10	Total	521130 - Fringe Benefits - Vision Insurance					\$14
.10	Total	521140 - Fringe Benefits - Accidental Death Dismemberment					\$2
.10	Total	521150 - Fringe Benefits - Long-Term Disability					\$20
.10	Total	521160 - Fringe Benefits - Life Insurance					\$26
1.00	32013	FDEP - BLUE Green Algae Response	214001	5415182000	101295	2108	500,000
1.00	Total	530300 - Cont Serv - Aquatic Spraying					\$500,000
1.00	41105	USACE Grant - HAB Innovative Tech	214002	4415165000	NR	NR	338,473
1.00	Total	545040 - Oper Expense - Interagency Public Univ					\$338,473
	Total	BLUE-GREEN ALGAE RESPONSE					\$847,894

OPERATIONS & MAINTENANCE

CL03	PERMITTING		Fund	FundCenter	Fund Prg	Grant	Amount
Qty	Item	Name					
7.50	Total	510100 - Salaries and Wages - Regular					\$541,268
7.50	Total	520900 - Fringe Benefits - FICA Taxes Employer Share					\$41,601
7.50	Total	521010 - Fringe Benefits - FRS Retirement Contrib					\$82,251
7.50	Total	521110 - Fringe Benefits - Medical Insurance					\$125,271
7.50	Total	521120 - Fringe Benefits - Dental Insurance					\$9,150
7.50	Total	521130 - Fringe Benefits - Vision Insurance					\$1,027
7.50	Total	521140 - Fringe Benefits - Accidental Death Dismemberment					\$109
7.50	Total	521150 - Fringe Benefits - Long-Term Disability					\$1,500
7.50	Total	521160 - Fringe Benefits - Life Insurance					\$1,847
1.00	15254	FAW Advertisement	202000	5314178000	NR	NR	100
1.00	Total	530105 - Cont Serv - Advertising Services					\$100
1.00	13352	C-18 Exotic Control	202000	5415182000	NR	NR	9,000
1.00	Total	530301 - Cont Serv - Terrestrial Spraying					\$9,000
1.00	18361	CS - NC Court & Filing	202000	5314178000	NR	NR	5,250
1.00	Total	530925 - Cont Serv - Non Capital Court and Filing Fees					\$5,250
1.00	13355	Uniforms	202000	5314178000	NR	NR	196
1.00	Total	541301 - Oper Expense - District Uniforms					\$196
1.00	24642	OE Safety Shoes	202000	5314178000	NR	NR	1,000
1.00	Total	541302 - Oper Expense - Safety Shoes					\$1,000

OPERATIONS & MAINTENANCE

CL03		PERMITTING						
Qty	Item	Name	Fund	FundCenter	Fund Prg	Grant	Amount	
1.00	26001	Banking Fees	202000	5314178000	NR	NR	8,500	
1.00		Total	543300	- Oper Expense - Other Fees			\$8,500	
		Total	PERMITTING				\$828,070	

OPERATIONS & MAINTENANCE

CL04 COMPLIANCE/ENFORCEMENT

Qty	Item	Name	Fund	FundCenter	Fund Prg	Grant	Amount
18.90	Total	510100 - Salaries and Wages - Regular					\$1,195,230
18.90	Total	520900 - Fringe Benefits - FICA Taxes Employer Share					\$91,434
18.90	Total	521010 - Fringe Benefits - FRS Retirement Contrib					\$181,429
18.90	Total	521110 - Fringe Benefits - Medical Insurance					\$312,062
18.90	Total	521120 - Fringe Benefits - Dental Insurance					\$23,058
18.90	Total	521130 - Fringe Benefits - Vision Insurance					\$2,591
18.90	Total	521140 - Fringe Benefits - Accidental Death Dismemberment					\$283
18.90	Total	521150 - Fringe Benefits - Long-Term Disability					\$3,780
18.90	Total	521160 - Fringe Benefits - Life Insurance					\$4,780
1.00	13359	Small Tools Equipment Gauges	202000	5314178000	NR	NR	851
1.00	Total	541400 - Oper Expense - Tools/Equipment/PPE					\$851
1.00	15736	Office Supplies	202000	5314178000	NR	NR	1,579
1.00	Total	541510 - Oper Expense - Parts,Supp - Office					\$1,579
	Total	COMPLIANCE/ENFORCEMENT					\$1,817,077

OPERATIONS & MAINTENANCE

CO03 FIELD STATION MAINTENANCE

Qty	Item	Name	Fund	FundCenter	Fund Prg	Grant	Amount
13.30		Total	510100	-	Salaries and Wages - Regular		\$771,899
2.30		Total	511100	-	Salaries and Wages - Overtime		\$18,984
1.00	15773	Uniform Stipend	202000	5003170600	NR	NR	80,891
1.00		Total	520090	-	Fringe Benefits - Uniform Allowance		\$80,891
15.60		Total	520900	-	Fringe Benefits - FICA Taxes Employer Share		\$60,504
15.60		Total	521010	-	Fringe Benefits - FRS Retirement Contrib		\$110,428
13.30		Total	521110	-	Fringe Benefits - Medical Insurance		\$217,943
13.30		Total	521120	-	Fringe Benefits - Dental Insurance		\$16,226
13.30		Total	521130	-	Fringe Benefits - Vision Insurance		\$1,828
13.30		Total	521140	-	Fringe Benefits - Accidental Death Dismemberment		\$205
13.30		Total	521150	-	Fringe Benefits - Long-Term Disability		\$2,660
13.30		Total	521160	-	Fringe Benefits - Life Insurance		\$3,221
1.00	17246	Field Station Maintenance	214001	5111172000	NR	2144	11,300
1.00	17238	Field Station Maintenance	214001	5210173100	NR	2144	5,985
1.00	17242	Field Station Maintenance	214001	5211174000	NR	2144	10,812
1.00	17231	Field Station Maintenance	214001	5310175100	NR	2144	9,365
1.00	26003	Field Station Maintenance	214001	5312177000	NR	2144	8,000
1.00	15962	Mowing - Field Station	203000	5313301000	NR	NR	36,400
6.00		Total	530404	-	Cont Serv - Mowing Field Stations/Pump Stations		\$81,862
1.00	17253	Field Station Maintenance	214001	5110171100	NR	2144	5,000
1.00	17259	Field Station Maintenance	214001	5111172000	NR	2144	2,059
1.00	17256	Field Station Maintenance	214001	5210173100	NR	2144	9,991

OPERATIONS & MAINTENANCE

CO03 FIELD STATION MAINTENANCE

Qty	Item	Name	Fund	FundCenter	Fund Prg	Grant	Amount
1.00	17258	Field Station Maintenance	214001	5211174000	NR	2144	3,000
1.00	17251	Field Station Maintenance	214001	5310175100	NR	2144	1,485
1.00	17250	Field Station Maintenance	214001	5311176000	NR	2144	1,343
1.00	17249	Field Station Maintenance	214001	5312177000	NR	2144	3,355
1.00	15964	Field Station Maintenance	203000	5313301000	NR	NR	2,195
8.00		Total 530405 - Cont Serv - Equipment Inspections					\$28,428
1.00	24641	Maintenance Repairs, Environmental	214001	5111172000	NR	2144	5,000
1.00		Total 530610 - Cont Serv - Maint and Repairs Environmental					\$5,000
1.00	17406	Field Station Maintenance	214001	5110171100	NR	2144	28,997
1.00	17386	Field Station Maintenance	214001	5111172000	NR	2144	12,292
1.00	17377	Field Station Maintenance	214001	5210173100	NR	2144	28,575
1.00	17381	Field Station Maintenance	214001	5211174000	NR	2144	6,100
1.00	46913	Field Station Maintenance	202000	5211174000	NR	NR	3,021
1.00	17365	Field Station Maintenance	214001	5310175100	NR	2144	45,754
1.00	17361	Field Station Maintenance	214001	5311176000	NR	2144	6,496
1.00	17360	Field Station Maintenance	214001	5312177000	NR	2144	13,223
1.00	15973	Field Station Maintenance	203000	5313301000	NR	NR	8,345
9.00		Total 530611 - Cont Serv - Maint and Repairs Equipment					\$152,803
1.00	30646	Field Station Maintenance	214001	5111172000	NR	2144	1,500
1.00		Total 530700 - Cont Serv - Equipment Rentals					\$1,500
1.00	100	Uniform/Laundry	202000	5003170600	NR	NR	51,440
1.00	17370	Field Station Maintenance	214001	5110171100	NR	2144	14,289
1.00	17416	Field Station Maintenance	214001	5111172000	NR	2144	57,800
1.00	17410	Field Station Maintenance	214001	5210173100	NR	2144	43,218
1.00	45942	C43 S470 PS-CS General Maint.	202002	5211174000	NR	3011	3,000
1.00	17413	Field Station Maintenance	214001	5211174000	NR	2144	22,948
1.00	17401	Field Station Maintenance	214001	5310175100	NR	2144	26,313
1.00	17399	Field Station Maintenance	214001	5311176000	NR	2144	7,103
1.00	17398	Field Station Maintenance	214001	5312177000	NR	2144	15,373
1.00	15976	Field Station Maintenance	203000	5313301000	NR	NR	67,541
10.00		Total 531100 - Cont Serv - General Maintenance					\$309,025

OPERATIONS & MAINTENANCE

CO03 FIELD STATION MAINTENANCE

Qty	Item	Name	Fund	FundCenter	Fund Prg	Grant	Amount
1.00	17423	Field Station Maintenance	214001	5110171100	NR	2144	27,425
1.00	17426	Field Station Maintenance	214001	5111172000	NR	2144	7,960
1.00	17424	Field Station Maintenance	214001	5210173100	NR	2144	23,452
1.00	45943	C43 S470 PS-CS Janitorial	202002	5211174000	NR	3011	17,500
1.00	17425	Field Station Maintenance	214001	5211174000	NR	2144	17,500
1.00	17422	Field Station Maintenance	214001	5310175100	NR	2144	22,500
1.00	17421	Field Station Maintenance	214001	5311176000	NR	2144	15,000
1.00	17420	Field Station Maintenance	214001	5312177000	NR	2144	17,000
1.00	15977	Field Station Maintenance	203000	5313301000	NR	NR	22,600
9.00		Total 531101 - Cont Serv - Janitorial Services					\$170,937
1.00	17433	Field Station Maintenance	214001	5110171100	NR	2144	7,644
1.00	17439	Field Station Maintenance	214001	5111172000	NR	2144	9,586
1.00	17435	Field Station Maintenance	214001	5210173100	NR	2144	15,462
1.00	17437	Field Station Maintenance	214001	5211174000	NR	2144	5,687
1.00	17430	Field Station Maintenance	214001	5310175100	NR	2144	1,662
1.00	17429	Field Station Maintenance	214001	5311176000	NR	2144	5,388
1.00	17428	Field Station Maintenance	214001	5312177000	NR	2144	10,687
1.00	15978	Field Station Maintenance	203000	5313301000	NR	NR	2,000
8.00		Total 531102 - Cont Serv - Security Services					\$58,116
1.00	17452	Field Station Maintenance	214001	5110171100	NR	2144	10,971
1.00	17472	Field Station Maintenance	214001	5111172000	NR	2144	1,425
1.00	17461	Field Station Maintenance	214001	5210173100	NR	2144	26,349
1.00	17466	Field Station Maintenance	214001	5211174000	NR	2144	4,302
1.00	17447	Field Station Maintenance	214001	5310175100	NR	2144	8,000
1.00	17445	Field Station Maintenance	214001	5311176000	NR	2144	9,975
1.00	26008	Field Station Maintenance	214001	5312177000	NR	2144	7,500
1.00	15980	Field Station Maintenance	203000	5313301000	NR	NR	8,316
8.00		Total 531103 - Cont Serv - Waste Disposal Services					\$76,838
1.00	17551	Field Station Maintenance	214001	5210173100	NR	2144	360
1.00	17543	Field Station Maintenance	214001	5310175100	NR	2144	360
1.00	17542	Field Station Maintenance	214001	5311176000	NR	2144	360
1.00	17538	Field Station Maintenance	214001	5312177000	NR	2144	360
4.00		Total 541200 - Oper Expense - Liquid Propane Fuel					\$1,440

OPERATIONS & MAINTENANCE

CO03 FIELD STATION MAINTENANCE

Qty	Item	Name	Fund	FundCenter	Fund Prg	Grant	Amount
1.00	17577	Field Station Maintenance	214001	5110171100	NR	2144	1,844
1.00	17603	Field Station Maintenance	214001	5111172000	NR	2144	1,291
1.00	17589	Field Station Maintenance	214001	5210173100	NR	2144	2,743
1.00	17594	Field Station Maintenance	214001	5211174000	NR	2144	11,442
1.00	17569	Field Station Maintenance	214001	5310175100	NR	2144	1,456
1.00	17567	Field Station Maintenance	214001	5311176000	NR	2144	597
1.00	17561	Field Station Maintenance	214001	5312177000	NR	2144	3,114
1.00	15990	Field Station Maintenance	203000	5313301000	NR	NR	2,256
8.00		Total 541300 - Oper Expense - Construction Materials					\$24,743
1.00	17647	Field Station Maintenance	202000	5210173100	NR	NR	540
1.00	17645	O&M Uniforms	202000	5210173100	NR	NR	270
1.00	17653	O&M Uniforms	202000	5211174000	NR	NR	270
1.00	17622	Field Station Maintenance	202000	5311176000	NR	NR	270
1.00	17618	O&M Uniforms	202000	5311176000	NR	NR	270
1.00	26005	Field Station Maintenance	202000	5312177000	NR	NR	27,500
6.00		Total 541301 - Oper Expense - District Uniforms					\$29,120
1.00	17709	Field Station Maintenance	202000	5210173100	NR	NR	20,125
1.00	17680	Field Station Maintenance	202000	5311176000	NR	NR	674
1.00	26006	Field Station Maintenance	202000	5312177000	NR	NR	6,000
3.00		Total 541400 - Oper Expense - Tools/Equipment/PPE					\$26,799
1.00	17837	Field Station Maintenance	214001	5110171100	NR	2144	27,119
1.00	17856	Field Station Maintenance	214001	5111172000	NR	2144	17,066
1.00	17846	Field Station Maintenance	214001	5210173100	NR	2144	74,752
1.00	17850	Field Station Maintenance	214001	5211174000	NR	2144	21,000
1.00	17832	Field Station Maintenance	214001	5310175100	NR	2144	22,070
1.00	17831	Field Station Maintenance	214001	5311176000	NR	2144	10,167
1.00	17827	Field Station Maintenance	214001	5312177000	NR	2144	15,930
1.00	16013	Field Station Maintenance	203000	5313301000	NR	NR	3,286
8.00		Total 541503 - Oper Expense - Parts,Supp - Build & Ground Equip					\$191,390
1.00	17870	Field Station Maintenance	214001	5110171100	NR	2144	6,403
1.00	17888	Field Station Maintenance	214001	5111172000	NR	2144	6,510
1.00	17879	Field Station Maintenance	214001	5210173100	NR	2144	13,130

OPERATIONS & MAINTENANCE

CO03 FIELD STATION MAINTENANCE

Qty	Item	Name	Fund	FundCenter	Fund Prg	Grant	Amount
1.00	17883	Field Station Maintenance	214001	5211174000	NR	2144	5,884
1.00	17865	Field Station Maintenance	214001	5310175100	NR	2144	25,262
1.00	17864	Field Station Maintenance	214001	5311176000	NR	2144	2,793
1.00	17859	Field Station Maintenance	214001	5312177000	NR	2144	8,376
1.00	16015	Field Station Maintenance	203000	5313301000	NR	NR	3,369
8.00		Total 541505 - Oper Expense - Parts,Supp - Electrical/Electronic					<u>71,727</u>
1.00	15753	Field Station Maintenance	202000	5003170600	NR	NR	668
1.00	15749	Field Station Maintenance	202000	5003170600	NR	NR	992
1.00	15646	Field Station Maintenance	202000	5003170600	NR	NR	591
3.00		Total 541510 - Oper Expense - Parts,Supp - Office					<u>\$2,251</u>
1.00	17912	Field Station Maintenance	214001	5110171100	NR	2144	1,928
1.00	17930	Field Station Maintenance	214001	5111172000	NR	2144	2,452
1.00	17921	Field Station Maintenance	214001	5210173100	NR	2144	4,089
1.00	17925	Field Station Maintenance	214001	5211174000	NR	2144	6,353
1.00	17908	Field Station Maintenance	214001	5310175100	NR	2144	1,809
1.00	17906	Field Station Maintenance	214001	5311176000	NR	2144	2,420
1.00	17903	Field Station Maintenance	214001	5312177000	NR	2144	235
1.00	16018	Field Station Maintenance	203000	5313301000	NR	NR	1,077
8.00		Total 541511 - Oper Expense - Parts and Supplies Security Equipment					<u>\$20,363</u>
1.00	46801	Operations and Maintenance St. Cloud FS	214001	5003170600	NR	2144	100,000
1.00	26004	Field Station Maintenance	214001	5312177000	NR	2144	25,100
2.00		Total 541512 - Oper Expense - Parts and Supplies Water Control Structure					<u>\$125,100</u>
1.00	23039	Field Station Maintenance	214001	5210173100	NR	2144	12,500
1.00		Total 541514 - Oper Expense - Parts, Supp - Maint Supp Facility					<u>\$12,500</u>
1.00	17965	Field Station Maintenance	202000	5110171100	NR	NR	450
1.00	17982	Field Station Maintenance	202000	5111172000	NR	NR	375
1.00	17974	Field Station Maintenance	202000	5210173100	NR	NR	450
1.00	17978	Field Station Maintenance	202000	5211174000	NR	NR	450
1.00	17959	Field Station Maintenance	202000	5310175100	NR	NR	3,000
1.00	17957	Field Station Maintenance	202000	5311176000	NR	NR	450

OPERATIONS & MAINTENANCE

CO03 FIELD STATION MAINTENANCE

Qty	Item	Name	Fund	FundCenter	Fund Prg	Grant	Amount
1.00	17951	Field Station Maintenance	214001	5312177000	NR	2144	4,550
1.00	16021	Field Station Maintenance	203000	5313301000	NR	NR	488
8.00		Total 541600 - Oper Expense - Rent/Lease Equipment					\$10,213
1.00	12977	Storage Tanks Insurance Policy	601000	2114308300	NR	NR	70,000
1.00		Total 541830 - Oper Expense - Insurance Premiums Other Property					\$70,000
1.00	13665	Assessment Fees New BCB Field Station	203000	5314178000	NR	NR	500
1.00		Total 543300 - Oper Expense - Other Fees					\$500
1.00	18033	Field Station Maintenance	214001	5110171100	NR	2144	135
1.00	18035	Field Station Maintenance	214001	5210173100	NR	2144	270
1.00	18038	Field Station Maintenance	214001	5211174000	NR	2144	437
1.00	18031	Field Station Maintenance	214001	5310175100	NR	2144	674
1.00	18029	Field Station Maintenance	214001	5311176000	NR	2144	225
5.00		Total 543301 - Oper Expense - Permits & Fees					\$1,741
1.00	15380	Field Station Maintenance	214001	5110171100	NR	2144	46,500
1.00	15398	Field Station Maintenance	214001	5111172000	NR	2144	48,000
1.00	15371	Field Station Maintenance	214001	5210173100	NR	2144	80,000
1.00	15394	Field Station Maintenance	214001	5211174000	NR	2144	12,958
1.00	15396	Field Station Maintenance	214001	5310175100	NR	2144	31,000
1.00	15399	Field Station Maintenance	214001	5311176000	NR	2144	32,000
1.00	15385	Field Station Maintenance	214001	5312177000	NR	2144	32,500
1.00	35500	Electrical Service	203000	5313301000	NR	NR	20,000
1.00	15444	Field Station Maintenance	203000	5313301000	NR	NR	18,800
9.00		Total 543701 - Oper Expense - Electrical Service					\$321,758
1.00	18063	Field Station Maintenance	214001	5110171100	NR	2144	4,092
1.00	18069	Field Station Maintenance	214001	5111172000	NR	2144	17,306
1.00	18065	Field Station Maintenance	214001	5210173100	NR	2144	7,015
1.00	18067	Field Station Maintenance	214001	5211174000	NR	2144	755
1.00	18062	Field Station Maintenance	214001	5310175100	NR	2144	21,000
1.00	18061	Field Station Maintenance	214001	5311176000	NR	2144	2,518
1.00	26007	Field Station Maintenance	214001	5312177000	NR	2144	7,800

OPERATIONS & MAINTENANCE

CO03	FIELD STATION MAINTENANCE		Fund	FundCenter	Fund Prg	Grant	Amount
Qty	Item	Name					
7.00		Total	543702	-	Oper Expense - Water/Sewer Service		\$60,486
1.00	30647	Field Station Maintenance-Freight	202000	5111172000	NR	NR	500
1.00		Total	543800	-	Oper Expense - Freight		\$500
		Total			FIELD STATION MAINTENANCE		\$3,139,929

OPERATIONS & MAINTENANCE

CQ00 WATER MANAGEMENT SYSTEM & NAVD88 CONVERSION

Qty	Item	Name	Fund	FundCenter	Fund Prg	Grant	Amount
1.10	Total	510100 - Salaries and Wages - Regular					\$125,333
1.10	Total	520900 - Fringe Benefits - FICA Taxes Employer Share					\$9,589
1.10	Total	521010 - Fringe Benefits - FRS Retirement Contrib					\$17,082
1.10	Total	521110 - Fringe Benefits - Medical Insurance					\$19,454
1.10	Total	521120 - Fringe Benefits - Dental Insurance					\$1,342
1.10	Total	521130 - Fringe Benefits - Vision Insurance					\$152
1.10	Total	521140 - Fringe Benefits - Accidental Death Dismemberment					\$19
1.10	Total	521150 - Fringe Benefits - Long-Term Disability					\$220
1.10	Total	521160 - Fringe Benefits - Life Insurance					\$284
	Total	WATER MANAGEMENT SYSTEM & NAVD88 CONVERSION					\$173,475

OPERATIONS & MAINTENANCE

CU01 USACE SUPERVISORY PUMP OP

Qty	Item	Name	Fund	FundCenter	Fund Prg	Grant	Amount
1.30	Total	510100 - Salaries and Wages - Regular					\$126,178
1.30	Total	520900 - Fringe Benefits - FICA Taxes Employer Share					\$9,653
1.30	Total	521010 - Fringe Benefits - FRS Retirement Contrib					\$19,102
1.30	Total	521110 - Fringe Benefits - Medical Insurance					\$22,256
1.30	Total	521120 - Fringe Benefits - Dental Insurance					\$1,586
1.30	Total	521130 - Fringe Benefits - Vision Insurance					\$179
1.30	Total	521140 - Fringe Benefits - Accidental Death Dismemberment					\$23
1.30	Total	521150 - Fringe Benefits - Long-Term Disability					\$260
1.30	Total	521160 - Fringe Benefits - Life Insurance					\$335
	Total	USACE SUPERVISORY PUMP OP					\$179,572

OPERATIONS & MAINTENANCE

CU02 USACE SUPERVIS PS MAINT

Qty	Item	Name	Fund	FundCenter	Fund Prg	Grant	Amount
.60	Total	510100 - Salaries and Wages - Regular					\$47,508
.60	Total	520900 - Fringe Benefits - FICA Taxes Employer Share					\$3,635
.60	Total	521010 - Fringe Benefits - FRS Retirement Contrib					\$6,472
.60	Total	521110 - Fringe Benefits - Medical Insurance					\$9,834
.60	Total	521120 - Fringe Benefits - Dental Insurance					\$732
.60	Total	521130 - Fringe Benefits - Vision Insurance					\$84
.60	Total	521140 - Fringe Benefits - Accidental Death Dismemberment					\$12
.60	Total	521150 - Fringe Benefits - Long-Term Disability					\$120
.60	Total	521160 - Fringe Benefits - Life Insurance					\$155
	Total	USACE SUPERVIS PS MAINT					\$68,552

OPERATIONS & MAINTENANCE

CU03 USACE SUPERVIS PS REFURB

Qty	Item	Name	Fund	FundCenter	Fund Prg	Grant	Amount
.10	Total	510100 - Salaries and Wages - Regular					\$10,854
.10	Total	520900 - Fringe Benefits - FICA Taxes Employer Share					\$831
.10	Total	521010 - Fringe Benefits - FRS Retirement Contrib					\$1,480
.10	Total	521110 - Fringe Benefits - Medical Insurance					\$1,638
.10	Total	521120 - Fringe Benefits - Dental Insurance					\$122
.10	Total	521130 - Fringe Benefits - Vision Insurance					\$13
.10	Total	521140 - Fringe Benefits - Accidental Death Dismemberment					\$1
.10	Total	521150 - Fringe Benefits - Long-Term Disability					\$20
.10	Total	521160 - Fringe Benefits - Life Insurance					\$26
	Total	USACE SUPERVIS PS REFURB					\$14,985

OPERATIONS & MAINTENANCE

CU04 USACE SUPERV O&M PRG SUPP

Qty	Item	Name	Fund	FundCenter	Fund Prg	Grant	Amount
.70	Total	510100 - Salaries and Wages - Regular					\$70,213
.70	Total	520900 - Fringe Benefits - FICA Taxes Employer Share					\$5,423
.70	Total	521010 - Fringe Benefits - FRS Retirement Contrib					\$10,706
.70	Total	521110 - Fringe Benefits - Medical Insurance					\$12,901
.70	Total	521120 - Fringe Benefits - Dental Insurance					\$854
.70	Total	521130 - Fringe Benefits - Vision Insurance					\$98
.70	Total	521140 - Fringe Benefits - Accidental Death Dismemberment					\$14
.70	Total	521150 - Fringe Benefits - Long-Term Disability					\$140
.70	Total	521160 - Fringe Benefits - Life Insurance					\$182
	Total	USACE SUPERV O&M PRG SUPP					\$100,531

OPERATIONS & MAINTENANCE

CU05 USACE MONITORING HDM

Qty	Item	Name	Fund	FundCenter	Fund Prg	Grant	Amount
.40	Total	510100 - Salaries and Wages - Regular					\$26,462
.40	Total	520900 - Fringe Benefits - FICA Taxes Employer Share					\$2,025
.40	Total	521010 - Fringe Benefits - FRS Retirement Contrib					\$3,608
.40	Total	521110 - Fringe Benefits - Medical Insurance					\$6,556
.40	Total	521120 - Fringe Benefits - Dental Insurance					\$488
.40	Total	521130 - Fringe Benefits - Vision Insurance					\$56
.40	Total	521140 - Fringe Benefits - Accidental Death Dismemberment					\$6
.40	Total	521150 - Fringe Benefits - Long-Term Disability					\$80
.40	Total	521160 - Fringe Benefits - Life Insurance					\$97
	Total	USACE MONITORING HDM					\$39,378

OPERATIONS & MAINTENANCE

CU09 USACE MOVEMENT OF WATER

Qty	Item	Name	Fund	FundCenter	Fund Prg	Grant	Amount
1.10	Total	510100 - Salaries and Wages - Regular					\$106,175
1.10	Total	520900 - Fringe Benefits - FICA Taxes Employer Share					\$8,119
1.10	Total	521010 - Fringe Benefits - FRS Retirement Contrib					\$14,472
1.10	Total	521110 - Fringe Benefits - Medical Insurance					\$18,029
1.10	Total	521120 - Fringe Benefits - Dental Insurance					\$1,342
1.10	Total	521130 - Fringe Benefits - Vision Insurance					\$154
1.10	Total	521140 - Fringe Benefits - Accidental Death Dismemberment					\$20
1.10	Total	521150 - Fringe Benefits - Long-Term Disability					\$220
1.10	Total	521160 - Fringe Benefits - Life Insurance					\$278
	Total	USACE MOVEMENT OF WATER					\$148,809

OPERATIONS & MAINTENANCE

CV01	PUMPING OPERATIONS - FLEET				Fund	FundCenter	Fund Prg	Grant	Amount
Qty	Item	Name							
.70		Total	510100	- Salaries and Wages - Regular					\$39,711
.70		Total	520900	- Fringe Benefits - FICA Taxes Employer Share					\$3,040
.70		Total	521010	- Fringe Benefits - FRS Retirement Contrib					\$5,414
.70		Total	521110	- Fringe Benefits - Medical Insurance					\$11,468
.70		Total	521120	- Fringe Benefits - Dental Insurance					\$854
.70		Total	521130	- Fringe Benefits - Vision Insurance					\$95
.70		Total	521140	- Fringe Benefits - Accidental Death Dismemberment					\$9
.70		Total	521150	- Fringe Benefits - Long-Term Disability					\$140
.70		Total	521160	- Fringe Benefits - Life Insurance					\$175
1.00	17322	Pumping Operations - Fleet			214001	5110171100	NR	2144	6,291
1.00	17341	Pumping Operations - Fleet			214001	5210173100	NR	2144	4,438
1.00	17299	Pumping Operations - Fleet			202000	5311176000	NR	NR	2,862
1.00	17297	Pumping Operations - Fleet			214001	5312177000	NR	2144	3,958
1.00	15971	Pumping Operations - Fleet			203000	5313301000	NR	NR	5,800
5.00		Total	530608	- Cont Serv - Maint & Repairs - Vehicles					\$23,349
1.00	15428	Pumping Operations - Fleet			214001	5110171100	NR	2144	15,080
1.00	15446	Pumping Operations - Fleet			214001	5210173100	NR	2144	19,013
1.00	15388	Pumping Operations - Fleet			214001	5312177000	NR	2144	6,770
1.00	35499	Pumping Operations - Fleet			203000	5313301000	NR	NR	30,000
4.00		Total	540030	- Oper Expense - Inventory Other Fuels					\$70,863
1.00	17780	Pumping Operations - Fleet			214001	5110171100	NR	2144	11,170
1.00	17802	Pumping Operations - Fleet			214001	5210173100	NR	2144	7,891
1.00	17753	Pumping Operations - Fleet			202000	5311176000	NR	NR	10,614

OPERATIONS & MAINTENANCE

CV01 PUMPING OPERATIONS - FLEET

Qty	Item	Name	Fund	FundCenter	Fund Prg	Grant	Amount
1.00	17751	Pumping Operations - Fleet	214001	5312177000	NR	2144	8,221
1.00	16011	Pumping Operations - Fleet	203000	5313301000	NR	NR	9,358
5.00		Total 541502 - Oper Expense - Parts,Supp - Fleet					\$47,254
1.00	13687	Attractive Items	202000	5005170400	NR	NR	12,000
1.00		Total 541590 - Oper Expense - Attractive Items					\$12,000
		Total PUMPING OPERATIONS - FLEET					\$214,372

OPERATIONS & MAINTENANCE

CV02	CONSTRUCTION - FLEET		Fund	FundCenter	Fund Prg	Grant	Amount
Qty	Item	Name					
.30	Total	510100 - Salaries and Wages - Regular					\$16,773
.30	Total	520900 - Fringe Benefits - FICA Taxes Employer Share					\$1,284
.30	Total	521010 - Fringe Benefits - FRS Retirement Contrib					\$2,287
.30	Total	521110 - Fringe Benefits - Medical Insurance					\$4,917
.30	Total	521120 - Fringe Benefits - Dental Insurance					\$366
.30	Total	521130 - Fringe Benefits - Vision Insurance					\$42
.30	Total	521140 - Fringe Benefits - Accidental Death Dismemberment					\$5
.30	Total	521150 - Fringe Benefits - Long-Term Disability					\$60
.30	Total	521160 - Fringe Benefits - Life Insurance					\$76
1.00	17316	Construction - Fleet	214001	5110171100	NR	2144	35,026
1.00	Total	530608 - Cont Serv - Maint & Repairs - Vehicles					\$35,026
1.00	15434	Construction	214001	5110171100	NR	2144	26,024
1.00	Total	540030 - Oper Expense - Inventory Other Fuels					\$26,024
1.00	17773	Construction - Fleet	214001	5110171100	NR	2144	30,901
1.00	45486	IRL C23/44-Fleet/Equip Maint	202000	5110171100	NR	NR	625
2.00	Total	541502 - Oper Expense - Parts,Supp - Fleet					\$31,526
	Total	CONSTRUCTION - FLEET					\$118,386

OPERATIONS & MAINTENANCE

CV03 STRUCTURE MAINTENANCE - FLEET

Qty	Item	Name	Fund	FundCenter	Fund Prg	Grant	Amount
4.55	Total	510100 - Salaries and Wages - Regular					\$258,593
4.55	Total	520900 - Fringe Benefits - FICA Taxes Employer Share					\$19,957
4.55	Total	521010 - Fringe Benefits - FRS Retirement Contrib					\$36,111
4.55	Total	521110 - Fringe Benefits - Medical Insurance					\$74,556
4.55	Total	521120 - Fringe Benefits - Dental Insurance					\$5,551
4.55	Total	521130 - Fringe Benefits - Vision Insurance					\$624
4.55	Total	521140 - Fringe Benefits - Accidental Death Dismemberment					\$69
4.55	Total	521150 - Fringe Benefits - Long-Term Disability					\$910
4.55	Total	521160 - Fringe Benefits - Life Insurance					\$1,137
1.00	45367	Kiss Rest-S65DX1 Vehicle Maintenance	202000	5110171100	NR	NR	1,000
1.00	45368	Kiss Rest-S65DX2 Vehicle Maintenance	202000	5110171100	NR	NR	1,000
1.00	45369	Kiss Rest-S67 Vehicle Maintenance	202000	5110171100	NR	NR	1,000
1.00	45370	Kiss Rest-S67A Vehicle Maintenance	202000	5110171100	NR	NR	1,000
1.00	45371	Kiss Rest-S68A Vehicle Maintenance	202000	5110171100	NR	NR	1,000
1.00	45372	Kiss Rest-S83A Vehicle Maintenance	202000	5110171100	NR	NR	1,000
1.00	45373	Kiss Rest-S84A Vehicle Maintenance	202000	5110171100	NR	NR	1,000
1.00	45374	Lksd R STA PH1 N-Vehicle Maintenance	202000	5110171100	NR	NR	10,000
1.00	45375	Lksd R STA PH2 S-Vehicle Maint.	202000	5110171100	NR	NR	4,000
1.00	17321	Structure Maintenance - Fleet	214001	5110171100	NR	2144	29,614
1.00	17359	Structure Maintenance - Fleet	214001	5111172000	NR	2144	13,004
1.00	17339	Structure Maintenance - Fleet	214001	5210173100	NR	2144	23,066
1.00	17351	Structure Maintenance - Fleet	214001	5211174000	NR	2144	11,362
1.00	17310	Structure Maintenance - Fleet	214001	5310175100	NR	2144	15,559
1.00	46622	BBCW L31E #3-Fleet Repairs	202002	5311176000	NR	3007	2,625
1.00	17306	Structure Maintenance - Fleet	202000	5311176000	NR	NR	10,302
1.00	17296	Structure Maintenance - Fleet	214001	5312177000	NR	2144	7,282
1.00	15970	Structure Maintenance - Fleet	203000	5313301000	NR	NR	5,240

OPERATIONS & MAINTENANCE

CV03 STRUCTURE MAINTENANCE - FLEET

Qty	Item	Name	Fund	FundCenter	Fund Prg	Grant	Amount	
18.00		Total	530608	-	Cont Serv - Maint & Repairs - Vehicles		\$139,054	
1.00	15393	Structure Maintenance - Fleet	214001	5110171100	NR	2144	30,695	
1.00	15377	Structure Maintenance - Fleet	214001	5111172000	NR	2144	22,000	
1.00	15412	Structure Maintenance - Fleet	214001	5210173100	NR	2144	47,533	
1.00	15421	Structure Maintenance - Fleet	214001	5211174000	NR	2144	37,466	
1.00	15426	Structure Maintenance - Fleet	214001	5310175100	NR	2144	37,681	
1.00	15403	Structure Maintenance - Fleet	202000	5311176000	NR	NR	21,463	
1.00	15423	Structure Maintenance - Fleet	214001	5312177000	NR	2144	28,811	
1.00	41522	Structure Maintenance - Fleet	203000	5313301000	NR	NR	30,000	
8.00		Total	540030	-	Oper Expense - Inventory Other Fuels		\$255,649	
1.00	45376	Lksd R STA PH2 S-Fleet/Equip Maint	202000	5110171100	NR	NR	7,350	
1.00	17779	Structure Maintenance - Fleet	214001	5110171100	NR	2144	27,266	
1.00	17825	Structure Maintenance - Fleet	214001	5111172000	NR	2144	11,000	
1.00	17800	Structure Maintenance - Fleet	214001	5210173100	NR	2144	36,647	
1.00	17814	Structure Maintenance - Fleet	214001	5211174000	NR	2144	15,688	
1.00	17765	Structure Maintenance - Fleet	214001	5310175100	NR	2144	31,927	
1.00	46623	BBCW L31E #3-P&S Fleet	202002	5311176000	NR	3007	2,000	
1.00	17762	Structure Maintenance - Fleet	202000	5311176000	NR	NR	18,420	
1.00	17750	Structure Maintenance - Fleet	214001	5312177000	NR	2144	15,835	
1.00	16010	Structure Maintenance - Fleet	203000	5313301000	NR	NR	4,680	
10.00		Total	541502	-	Oper Expense - Parts,Supp - Fleet		\$170,813	
		Total	STRUCTURE MAINTENANCE - FLEET					\$963,024

OPERATIONS & MAINTENANCE

CV04 PUMP STATION MAINTENANCE - FLEET

Qty	Item	Name	Fund	FundCenter	Fund Prg	Grant	Amount
.80	Total	510100 - Salaries and Wages - Regular					\$46,102
.80	Total	520900 - Fringe Benefits - FICA Taxes Employer Share					\$3,526
.80	Total	521010 - Fringe Benefits - FRS Retirement Contrib					\$6,284
.80	Total	521110 - Fringe Benefits - Medical Insurance					\$13,109
.80	Total	521120 - Fringe Benefits - Dental Insurance					\$976
.80	Total	521130 - Fringe Benefits - Vision Insurance					\$109
.80	Total	521140 - Fringe Benefits - Accidental Death Dismemberment					\$11
.80	Total	521150 - Fringe Benefits - Long-Term Disability					\$160
.80	Total	521160 - Fringe Benefits - Life Insurance					\$197
1.00	45377	Lksd R STA PH1 N-Vehicle Maintenance	202000	5110171100	NR	NR	30,000
1.00	45378	Lksd R STA PH2 S-Vehicle Maintenance	202000	5110171100	NR	NR	4,500
1.00	45379	Lksd R STA S191A-Vehicle Maint	202000	5110171100	NR	NR	4,000
1.00	17323	Pump Station Maintenance - Fleet	214001	5110171100	NR	2144	1,258
1.00	17342	Pump Station Maintenance - Fleet	214001	5210173100	NR	2144	6,219
1.00	17353	Pump Station Maintenance - Fleet	214001	5211174000	NR	2144	1,748
1.00	45220	C111 SD #8-Maint & Repair	202000	5311176000	NR	NR	750
1.00	17300	Pump Station Maintenance - Fleet	202000	5311176000	NR	NR	572
1.00	17298	Pump Station Maintenance - Fleet	214001	5312177000	NR	2144	3,163
9.00	Total	530608 - Cont Serv - Maint & Repairs - Vehicles					\$52,210
1.00	15433	Pump Station Maintenance - Fleet	214001	5110171100	NR	2144	4,004
1.00	15418	Pump Station Maintenance - Fleet	214001	5210173100	NR	2144	25,351
1.00	15422	Pump Station Maintenance - Fleet	214001	5211174000	NR	2144	7,349
1.00	15425	Pump Station Maintenance - Fleet	202000	5311176000	NR	NR	9,199
1.00	15437	Pump Station Maintenance - Fleet	214001	5312177000	NR	2144	39,652
5.00	Total	540030 - Oper Expense - Inventory Other Fuels					\$85,555

OPERATIONS & MAINTENANCE

CV04 PUMP STATION MAINTENANCE - FLEET

Qty	Item	Name	Fund	FundCenter	Fund Prg	Grant	Amount
1.00	45380	Lksd R STA PH1 N-Fleet/Equip Maint	202000	5110171100	NR	NR	11,000
1.00	17781	Pump Station Maintenance - Fleet	214001	5110171100	NR	2144	2,401
1.00	17803	Pump Station Maintenance - Fleet	214001	5210173100	NR	2144	6,245
1.00	17816	Pump Station Maintenance - Fleet	214001	5211174000	NR	2144	3,216
1.00	17754	Pump Station Maintenance - Fleet	202000	5311176000	NR	NR	367
1.00	17752	Pump Station Maintenance - Fleet	214001	5312177000	NR	2144	5,759
6.00		Total	541502	-	Oper Expense - Parts,Supp - Fleet		\$28,988
		Total			PUMP STATION MAINTENANCE - FLEET		\$237,227

OPERATIONS & MAINTENANCE

CV05 LEVEE MAINTENANCE - FLEET

Qty	Item	Name	Fund	FundCenter	Fund Prg	Grant	Amount
10.45		Total 510100 - Salaries and Wages - Regular					\$642,653
10.45		Total 520900 - Fringe Benefits - FICA Taxes Employer Share					\$49,168
10.45		Total 521010 - Fringe Benefits - FRS Retirement Contrib					\$91,465
10.45		Total 521110 - Fringe Benefits - Medical Insurance					\$171,227
10.45		Total 521120 - Fringe Benefits - Dental Insurance					\$12,749
10.45		Total 521130 - Fringe Benefits - Vision Insurance					\$1,433
10.45		Total 521140 - Fringe Benefits - Accidental Death Dismemberment					\$156
10.45		Total 521150 - Fringe Benefits - Long-Term Disability					\$2,090
10.45		Total 521160 - Fringe Benefits - Life Insurance					\$2,598
1.00	12417	Levee Maintenance - Fleet	214001	5110171100	NR	2144	4,500
1.00		Total 530405 - Cont Serv - Equipment Inspections					\$4,500
1.00	17313	Levee Maintenance - Fleet	214001	5110171100	NR	2144	91,824
1.00	17354	Levee Maintenance - Fleet	214001	5111172000	NR	2144	30,000
1.00	17334	Levee Maintenance - Fleet	214001	5210173100	NR	2144	24,424
1.00	17343	Levee Maintenance - Fleet	214001	5211174000	NR	2144	16,169
1.00	17302	Levee Maintenance - Fleet	214001	5310175100	NR	2144	24,446
1.00	17301	Levee Maintenance - Fleet	202000	5311176000	NR	NR	35,452
1.00	17286	Levee Maintenance - Fleet	214001	5312177000	NR	2144	19,711
1.00	15969	Levee Maintenance - Fleet	203000	5313301000	NR	NR	32,638
8.00		Total 530608 - Cont Serv - Maint & Repairs - Vehicles					\$274,664
1.00	15597	Levee Maintenance - Fleet	214001	5110171100	NR	2144	31,764
1.00	15378	Levee Maintenance	214001	5111172000	NR	2144	55,000
1.00	15598	Levee Maintenance - Fleet	214001	5210173100	NR	2144	60,912

OPERATIONS & MAINTENANCE

CV05 LEVEE MAINTENANCE - FLEET

Qty	Item	Name	Fund	FundCenter	Fund Prg	Grant	Amount
1.00	15392	Levee Maintenance - Fleet	214001	5211174000	NR	2144	75,653
1.00	15427	Levee Maintenance -Fleet	214001	5310175100	NR	2144	48,314
1.00	15596	Levee Maintenance - Fleet	202000	5311176000	NR	NR	38,306
1.00	15395	Levee Maintenance - Fleet	214001	5312177000	NR	2144	50,087
1.00	15448	Levee Maintenance	203000	5313301000	NR	NR	25,000
8.00		Total 540030 - Oper Expense - Inventory Other Fuels					\$385,036
1.00	26019	Levee Maintenance - Fleet	214001	5210173100	NR	2144	4,000
1.00		Total 540050 - Oper Expense - Inventory Parts and Supplies					\$4,000
1.00	45381	Allapattah Rest-Fleet/Equip Maint	202000	5110171100	NR	NR	3,000
1.00	45382	IRL C23/44-Fleet/Equip Maint	202000	5110171100	NR	NR	333
1.00	17769	Levee Maintenance - Fleet	214001	5110171100	NR	2144	86,240
1.00	17818	Levee Maintenance - Fleet	214001	5111172000	NR	2144	19,500
1.00	17794	Levee Maintenance - Fleet	214001	5210173100	NR	2144	63,074
1.00	17805	Levee Maintenance - Fleet	214001	5211174000	NR	2144	29,425
1.00	17758	Levee Maintenance - Fleet	214001	5310175100	NR	2144	38,862
1.00	17756	Levee Maintenance - Fleet	202000	5311176000	NR	NR	46,977
1.00	17740	Levee Maintenance - Fleet	214001	5312177000	NR	2144	29,027
1.00	16009	Levee Maintenance - Fleet	203000	5313301000	NR	NR	32,224
10.00		Total 541502 - Oper Expense - Parts,Supp - Fleet					\$348,662
		Total LEVEE MAINTENANCE - FLEET					\$1,990,401

OPERATIONS & MAINTENANCE

CV07 DREDGING - FLEET

Qty	Item	Name	Fund	FundCenter	Fund Prg	Grant	Amount
.65	Total	510100 - Salaries and Wages - Regular					\$36,340
.65	Total	520900 - Fringe Benefits - FICA Taxes Employer Share					\$2,779
.65	Total	521010 - Fringe Benefits - FRS Retirement Contrib					\$4,953
.65	Total	521110 - Fringe Benefits - Medical Insurance					\$10,652
.65	Total	521120 - Fringe Benefits - Dental Insurance					\$793
.65	Total	521130 - Fringe Benefits - Vision Insurance					\$90
.65	Total	521140 - Fringe Benefits - Accidental Death Dismemberment					\$9
.65	Total	521150 - Fringe Benefits - Long-Term Disability					\$130
.65	Total	521160 - Fringe Benefits - Life Insurance					\$156
1.00	17315	Dredging - Fleet	214001	5110171100	NR	2144	630
1.00	Total	530608 - Cont Serv - Maint & Repairs - Vehicles					\$630
1.00	17772	Dredging - Fleet	214001	5110171100	NR	2144	5,110
1.00	Total	541502 - Oper Expense - Parts,Supp - Fleet					\$5,110
	Total	DREDGING - FLEET					\$61,642

OPERATIONS & MAINTENANCE

CV08	TELEMETRY MAINTENANCE - FLEET							
Qty	Item	Name	Fund	FundCenter	Fund Prg	Grant	Amount	
.40		Total	510100	-	Salaries and Wages - Regular		\$20,706	
.40		Total	520900	-	Fringe Benefits - FICA Taxes Employer Share		\$1,582	
.40		Total	521010	-	Fringe Benefits - FRS Retirement Contrib		\$2,821	
.40		Total	521110	-	Fringe Benefits - Medical Insurance		\$6,554	
.40		Total	521120	-	Fringe Benefits - Dental Insurance		\$488	
.40		Total	521130	-	Fringe Benefits - Vision Insurance		\$57	
.40		Total	521140	-	Fringe Benefits - Accidental Death Dismemberment		\$3	
.40		Total	521150	-	Fringe Benefits - Long-Term Disability		\$80	
.40		Total	521160	-	Fringe Benefits - Life Insurance		\$99	
1.00	17320	Telemetry Maintenance - Fleet	214001	5110171100	NR	2144	8,807	
1.00	17338	Telemetry Maintenance - Fleet	214001	5210173100	NR	2144	8,232	
2.00		Total	530608	-	Cont Serv - Maint & Repairs - Vehicles		\$17,039	
1.00	15411	Telemetry Maintenance - Fleet	214001	5110171100	NR	2144	20,018	
1.00	15419	Telemetry Maintenance - Fleet	214001	5210173100	NR	2144	58,446	
2.00		Total	540030	-	Oper Expense - Inventory Other Fuels		\$78,464	
1.00	17778	Telemetry Maintenance - Fleet	214001	5110171100	NR	2144	15,555	
1.00	17799	Telemetry Maintenance - Fleet	214001	5210173100	NR	2144	32,200	
2.00		Total	541502	-	Oper Expense - Parts,Supp - Fleet		\$47,755	
		Total	TELEMETRY MAINTENANCE - FLEET					\$175,648

OPERATIONS & MAINTENANCE

CV09 AQUATIC PLANT CONTROL - FLEET

Qty	Item	Name	Fund	FundCenter	Fund Prg	Grant	Amount
5.35	Total	510100 - Salaries and Wages - Regular					\$294,811
5.35	Total	520900 - Fringe Benefits - FICA Taxes Employer Share					\$22,553
5.35	Total	521010 - Fringe Benefits - FRS Retirement Contrib					\$40,184
5.35	Total	521110 - Fringe Benefits - Medical Insurance					\$87,665
5.35	Total	521120 - Fringe Benefits - Dental Insurance					\$6,527
5.35	Total	521130 - Fringe Benefits - Vision Insurance					\$735
5.35	Total	521140 - Fringe Benefits - Accidental Death Dismemberment					\$81
5.35	Total	521150 - Fringe Benefits - Long-Term Disability					\$1,070
5.35	Total	521160 - Fringe Benefits - Life Insurance					\$1,333
1.00	17309	Aquatic Plant Control - Fleet	214001	5110171100	NR	2144	1,412
1.00	17350	Aquatic Plant Control - Fleet	214001	5111172000	NR	2144	500
1.00	17318	Aquatic Plant Control - Fleet	214001	5210173100	NR	2144	2,438
1.00	17347	Aquatic Plant Control - Fleet	214001	5211174000	NR	2144	1,748
1.00	17305	Aquatic Plant Control - Fleet	214001	5310175100	NR	2144	42,225
1.00	17294	Aquatic Plant Control - Fleet	202000	5311176000	NR	NR	17,440
1.00	17290	Aquatic Plant Control - Fleet	214001	5312177000	NR	2144	6,223
1.00	15968	Aquatic Plant Control - Fleet	203000	5313301000	NR	NR	560
8.00	Total	530608 - Cont Serv - Maint & Repairs - Vehicles					\$72,546
1.00	15376	Aquatic Plant Control - Fleet	214001	5111172000	NR	2144	5,000
1.00	15603	Aquatic Plant Control - Fleet	214001	5210173100	NR	2144	16,637
1.00	15397	Aquatic Plant Control - Fleet	214001	5310175100	NR	2144	56,292
1.00	15402	Aquatic Maintenance - Fleet	202000	5311176000	NR	NR	30,662
1.00	15424	Aquatic Plant Control - Fleet	214001	5312177000	NR	2144	27,863
1.00	41523	Aquatic Plant Control - Fleet	203000	5313301000	NR	NR	55,000
6.00	Total	540030 - Oper Expense - Inventory Other Fuels					\$191,454

OPERATIONS & MAINTENANCE

CV09 AQUATIC PLANT CONTROL - FLEET

Qty	Item	Name	Fund	FundCenter	Fund Prg	Grant	Amount
1.00	17764	Aquatic Plant Control - Fleet	214001	5110171100	NR	2144	2,574
1.00	17813	Aquatic Plant Control - Fleet	214001	5111172000	NR	2144	3,000
1.00	17776	Aquatic Plant Control - Fleet	214001	5210173100	NR	2144	3,890
1.00	17810	Aquatic Plant Control - Fleet	214001	5211174000	NR	2144	3,216
1.00	17761	Aquatic Plant Control - Fleet	214001	5310175100	NR	2144	88,203
1.00	17748	Aquatic Plant Control - Fleet	202000	5311176000	NR	NR	21,856
1.00	17744	Aquatic Plant Control - Fleet	214001	5312177000	NR	2144	19,948
1.00	16008	Aquatic Plant Control - Fleet	203000	5313301000	NR	NR	3,930
8.00		Total	541502	-	Oper Expense - Parts,Supp - Fleet		\$146,617
		Total			AQUATIC PLANT CONTROL - FLEET		\$865,576

OPERATIONS & MAINTENANCE

CV10 TERRESTRIAL PLANT CONTROL - FLEET

Qty	Item	Name	Fund	FundCenter	Fund Prg	Grant	Amount
1.00	17319	Terrestrial Plant Control - Fleet	214001	5110171100	NR	2144	580
1.00	17337	Terrestrial Plant Control - Fleet	214001	5210173100	NR	2144	370
2.00		Total 530608 - Cont Serv - Maint & Repairs - Vehicles					\$950
1.00	15429	Terrestrial Plant Control - Fleet	214001	5110171100	NR	2144	9,342
1.00	15430	Terrestrial Plant Control - Fleet	202000	5311176000	NR	NR	3,679
1.00	15415	Terrestrial Plant Control - Fleet	214001	5312177000	NR	2144	13,540
3.00		Total 540030 - Oper Expense - Inventory Other Fuels					\$26,561
1.00	17777	Terrestrial Plant Control - Fleet	214001	5110171100	NR	2144	1,000
1.00	17798	Terrestrial Plant Control - Fleet	214001	5210173100	NR	2144	1,206
1.00	17749	Terrestrial Plant Control - Fleet	214001	5312177000	NR	2144	1,451
3.00		Total 541502 - Oper Expense - Parts,Supp - Fleet					\$3,657
		Total TERRESTRIAL PLANT CONTROL - FLEET					\$31,168

OPERATIONS & MAINTENANCE

CV11 COMPLIANCE/ENFORCEMENT - FLEET

Qty	Item	Name	Fund	FundCenter	Fund Prg	Grant	Amount
.10	Total	510100 - Salaries and Wages - Regular					\$5,500
.10	Total	520900 - Fringe Benefits - FICA Taxes Employer Share					\$420
.10	Total	521010 - Fringe Benefits - FRS Retirement Contrib					\$748
.10	Total	521110 - Fringe Benefits - Medical Insurance					\$1,639
.10	Total	521120 - Fringe Benefits - Dental Insurance					\$122
.10	Total	521130 - Fringe Benefits - Vision Insurance					\$14
.10	Total	521140 - Fringe Benefits - Accidental Death Dismemberment					\$2
.10	Total	521150 - Fringe Benefits - Long-Term Disability					\$20
.10	Total	521160 - Fringe Benefits - Life Insurance					\$25
1.00	17307	Compliance/Enforcement - Fleet	214001	5110171100	NR	2144	1,258
1.00	17348	Compliance/Enforcement - Fleet	214001	5111172000	NR	2144	396
1.00	17336	Compliance/Enforcement - Fleet	214001	5210173100	NR	2144	849
1.00	17345	Compliance/Enforcement - Fleet	214001	5211174000	NR	2144	437
1.00	17303	Compliance/Enforcement - Fleet	214001	5310175100	NR	2144	1,667
1.00	17292	Compliance/Enforcement - Fleet	202000	5311176000	NR	NR	1,612
1.00	17288	Compliance/Enforcement - Fleet	214001	5312177000	NR	2144	1,265
1.00	15967	Compliance/Enforcement - Fleet	203000	5313301000	NR	NR	560
8.00	Total	530608 - Cont Serv - Maint & Repairs - Vehicles					\$8,044
1.00	15605	Compliance / Enforcement - Fleet	214001	5110171100	NR	2144	3,336
1.00	15375	Compliance / Enforcement - Fleet	214001	5111172000	NR	2144	1,000
1.00	15420	Compliance / Enforcement - Fleet	214001	5210173100	NR	2144	4,753
1.00	15417	Compliance / Enforcement - Fleet	214001	5310175100	NR	2144	5,597
1.00	15432	Compliance / Enforcement - Fleet	202000	5311176000	NR	NR	3,434
1.00	15436	Compliance / Enforcement - Fleet	214001	5312177000	NR	2144	6,770
6.00	Total	540030 - Oper Expense - Inventory Other Fuels					\$24,890

OPERATIONS & MAINTENANCE

CV11 COMPLIANCE/ENFORCEMENT - FLEET

Qty	Item	Name	Fund	FundCenter	Fund Prg	Grant	Amount	
1.00	17774	Compliance/Enforcement - Fleet	214001	5110171100	NR	2144	2,401	
1.00	17811	Compliance/Enforcement - Fleet	214001	5111172000	NR	2144	559	
1.00	17797	Compliance/Enforcement - Fleet	214001	5210173100	NR	2144	2,637	
1.00	17808	Compliance/Enforcement - Fleet	214001	5211174000	NR	2144	833	
1.00	17759	Compliance/Enforcement - Fleet	214001	5310175100	NR	2144	4,638	
1.00	17746	Compliance/Enforcement - Fleet	202000	5311176000	NR	NR	3,429	
1.00	17742	Compliance/Enforcement - Fleet	214001	5312177000	NR	2144	2,529	
1.00	16007	Compliance/Enforcement - Fleet	203000	5313301000	NR	NR	170	
8.00		Total	541502	-	Oper Expense - Parts,Supp - Fleet		\$17,196	
		Total	COMPLIANCE/ENFORCEMENT - FLEET					\$58,620

OPERATIONS & MAINTENANCE

CV12 FIELD STATION MAINTENANCE - FLEET

Qty	Item	Name	Fund	FundCenter	Fund Prg	Grant	Amount
.40	Total	510100 - Salaries and Wages - Regular					\$35,418
.40	Total	520900 - Fringe Benefits - FICA Taxes Employer Share					\$2,710
.40	Total	521010 - Fringe Benefits - FRS Retirement Contrib					\$7,484
.40	Total	521110 - Fringe Benefits - Medical Insurance					\$6,554
.40	Total	521120 - Fringe Benefits - Dental Insurance					\$488
.40	Total	521130 - Fringe Benefits - Vision Insurance					\$55
.40	Total	521140 - Fringe Benefits - Accidental Death Dismemberment					\$6
.40	Total	521150 - Fringe Benefits - Long-Term Disability					\$80
.40	Total	521160 - Fringe Benefits - Life Insurance					\$103
	Total	FIELD STATION MAINTENANCE - FLEET					\$52,898

OPERATIONS & MAINTENANCE

CV99 O&M FLEET OVERHEAD

Qty	Item	Name	Fund	FundCenter	Fund Prg	Grant	Amount
2.50	Total	510100 - Salaries and Wages - Regular					\$166,120
2.50	Total	520900 - Fringe Benefits - FICA Taxes Employer Share					\$12,709
2.50	Total	521010 - Fringe Benefits - FRS Retirement Contrib					\$26,074
2.50	Total	521110 - Fringe Benefits - Medical Insurance					\$40,964
2.50	Total	521120 - Fringe Benefits - Dental Insurance					\$3,050
2.50	Total	521130 - Fringe Benefits - Vision Insurance					\$343
2.50	Total	521140 - Fringe Benefits - Accidental Death Dismemberment					\$37
2.50	Total	521150 - Fringe Benefits - Long-Term Disability					\$500
2.50	Total	521160 - Fringe Benefits - Life Insurance					\$605
1.00	17450	O&M Fleet Overhead	214001	5110171100	NR	2144	194
1.00	17470	O&M Fleet Overhead	214001	5111172000	NR	2144	56
1.00	17459	O&M Fleet Overhead	214001	5210173100	NR	2144	359
1.00	17464	O&M Fleet Overhead	214001	5211174000	NR	2144	76
1.00	17446	O&M Fleet Overhead	214001	5310175100	NR	2144	101
1.00	17444	O&M Fleet Overhead	202000	5311176000	NR	NR	1,070
1.00	17442	O&M Fleet Overhead	214001	5312177000	NR	2144	76
1.00	15979	O&M Fleet Overhead	203000	5313301000	NR	NR	42
8.00	Total	531103 - Cont Serv - Waste Disposal Services					\$1,974
1.00	17495	O&M Fleet Overhead	214001	5110171100	NR	2144	6,799
1.00	17513	O&M Fleet Overhead	214001	5111172000	NR	2144	1,972
1.00	17503	O&M Fleet Overhead	214001	5210173100	NR	2144	13,559
1.00	17507	O&M Fleet Overhead	214001	5211174000	NR	2144	2,649
1.00	17492	O&M Fleet Overhead	214001	5310175100	NR	2144	3,525
1.00	17491	O&M Fleet Overhead	202000	5311176000	NR	NR	3,455
1.00	17488	O&M Fleet Overhead	214001	5312177000	NR	2144	2,644

OPERATIONS & MAINTENANCE

CV99 O&M FLEET OVERHEAD

Qty	Item	Name	Fund	FundCenter	Fund Prg	Grant	Amount
1.00	15984	O&M Fleet Overhead	203000	5313301000	NR	NR	2,468
8.00		Total 540040 - Oper Expense - Inventory Oils/Lubricants/Solvents					\$37,071
1.00	17528	O&M Fleet Overhead	202000	5110171100	NR	NR	388
1.00	17535	O&M Fleet Overhead	202000	5111172000	NR	NR	113
1.00	17531	O&M Fleet Overhead	202000	5210173100	NR	NR	718
1.00	17533	O&M Fleet Overhead	202000	5211174000	NR	NR	151
1.00	17527	O&M Fleet Overhead	202000	5310175100	NR	NR	201
1.00	17526	O&M Fleet Overhead	202000	5311176000	NR	NR	140
1.00	17525	O&M Fleet Overhead	202000	5312177000	NR	NR	151
1.00	15987	O&M Fleet Overhead	203000	5313301000	NR	NR	84
8.00		Total 541100 - Oper Expense - Books/Subscriptions					\$1,946
1.00	21673	Safety Boots	202000	5110171100	NR	NR	610
1.00		Total 541302 - Oper Expense - Safety Shoes					\$610
1.00	17688	O&M Fleet Overhead	202000	5110171100	NR	NR	4,680
1.00	17723	O&M Fleet Overhead	202000	5111172000	NR	NR	3,176
1.00	17706	O&M Fleet Overhead	202000	5210173100	NR	NR	4,306
1.00	17715	O&M Fleet Overhead	202000	5211174000	NR	NR	908
1.00	17681	O&M Fleet Overhead	202000	5310175100	NR	NR	1,209
1.00	17676	O&M Fleet Overhead	202000	5311176000	NR	NR	3,842
1.00	17667	O&M Fleet Overhead	202000	5312177000	NR	NR	1,906
1.00	15998	O&M Fleet Overhead	203000	5313301000	NR	NR	503
8.00		Total 541400 - Oper Expense - Tools/Equipment/PPE					\$20,530
1.00	17768	O&M Fleet Overhead	214001	5110171100	NR	2144	9,921
1.00	17817	O&M Fleet Overhead	214001	5111172000	NR	2144	4,500
1.00	17793	O&M Fleet Overhead	214001	5210173100	NR	2144	37,000
1.00	17804	O&M Fleet Overhead	214001	5211174000	NR	2144	3,824
1.00	17757	O&M Fleet Overhead	214001	5310175100	NR	2144	16,384
1.00	17755	O&M Fleet Overhead	202000	5311176000	NR	NR	6,812
1.00	17739	O&M Fleet Overhead	214001	5312177000	NR	2144	8,152
1.00	16006	O&M Fleet Overhead	203000	5313301000	NR	NR	6,828
8.00		Total 541502 - Oper Expense - Parts,Supp - Fleet					\$93,421

OPERATIONS & MAINTENANCE

CV99 O&M FLEET OVERHEAD

<u>Qty</u>	<u>Item</u>	<u>Name</u>	<u>Fund</u>	<u>FundCenter</u>	<u>Fund Prg</u>	<u>Grant</u>	<u>Amount</u>
	Total	O&M FLEET OVERHEAD					<u>\$405,954</u>

OPERATIONS & MAINTENANCE

CZ10		O&M IT SUPPORT						
Qty	Item	Name	Fund	FundCenter	Fund Prg	Grant	Amount	
48.00		Total 510100 - Salaries and Wages - Regular					\$4,601,212	
48.00		Total 520900 - Fringe Benefits - FICA Taxes Employer Share					\$352,272	
48.00		Total 521010 - Fringe Benefits - FRS Retirement Contrib					\$643,641	
48.00		Total 521110 - Fringe Benefits - Medical Insurance					\$800,775	
48.00		Total 521120 - Fringe Benefits - Dental Insurance					\$58,560	
48.00		Total 521130 - Fringe Benefits - Vision Insurance					\$6,576	
48.00		Total 521140 - Fringe Benefits - Accidental Death Dismemberment					\$720	
48.00		Total 521150 - Fringe Benefits - Long-Term Disability					\$9,600	
48.00		Total 521160 - Fringe Benefits - Life Insurance					\$12,333	
12.00		Total 529990 - Fringe Benefits - Other Personnel Benefits					\$298,978	
1.00	41946	Applied Research and Development	101000	2210112000	NR	NR	100,000	
1.00	14268	Gartner Services	101000	2210112000	NR	NR	72,140	
1.00	41947	Innovation Awards	101000	2210112000	NR	NR	50,000	
1.00	41943	IANS Security Decision Support	101000	2211113000	NR	NR	46,666	
1.00	41965	IT Security Outsourcing	101000	2211113000	NR	NR	74,443	
1.00	18096	IT Security Outsourcing	101000	2211113000	NR	NR	55,680	
1.00	41945	Security Testing & Services	101000	2211113000	NR	NR	104,897	
1.00	41962	Audio Visual Services	101000	2212114000	NR	NR	21,602	
1.00	41944	DataOne Hosted Repositories (SFWMD/CERP)	101000	2215117000	NR	NR	27,300	
1.00	41963	Microwave Tower Services	101000	2216118000	NR	NR	45,000	
1.00	14271	Microwave Tower Services	101000	2216118000	NR	NR	45,000	
1.00	41942	Ovation Consulting Hours	101000	2216118000	NR	NR	92,284	
1.00	41956	GIS Consultation & Support	101000	2217116000	NR	NR	35,000	
1.00	41941	ICEYE Flood Insights/Daily Flood Event R	101000	2217116000	NR	NR	50,000	
1.00	41957	Regulation Early Notification System	101000	2217116000	NR	NR	25,000	

OPERATIONS & MAINTENANCE

CZ10		O&M IT SUPPORT						
Qty	Item	Name	Fund	FundCenter	Fund Prg	Grant	Amount	
15.00		Total	530100	-	Cont Serv - External Provider		\$845,012	
1.00	30669	Desktop Software	101000	2212114000	NR	NR	15,000	
1.00		Total	530102	-	Cont Serv - Computer Software Licenses		\$15,000	
1.00	18084	Copier/Printer Lease	101000	2215117000	NR	NR	162,480	
1.00		Total	530117	-	Cont Serv - Copier Services		\$162,480	
1.00	18095	IT Consulting	101000	2210112000	NR	NR	51,962	
1.00	33621	IT Consulting	202000	2210112000	NR	NR	56,038	
1.00	25994	IT Sevices	101000	2215117000	NR	NR	7,000	
1.00	18086	SAP Services	202000	2218119000	NR	NR	579,669	
4.00		Total	530197	-	Cont Serv - IT Consulting Services (NON OPS)		\$694,669	
1.00	11710	Microwave Equipment Repairs	101000	2216118000	NR	NR	78,660	
1.00		Total	530600	-	Cont Serv - Maintenance and Repairs		\$78,660	
1.00	18114	IT Hardware Maintenance	202000	2215117000	NR	NR	340,404	
1.00		Total	530601	-	Cont Serv - Maint & Repairs - Computer Hardware		\$340,404	
1.00	25710	IT Software Maintenance	202000	2215117000	NR	NR	3,481,606	
1.00	20034	IT Software Maintenance	101000	2215117000	NR	NR	121,874	
1.00	15786	IT Software Maintenance	202003	2215117000	NR	NR	1,194,156	
3.00		Total	530602	-	Cont Serv - Maint & Repairs - Computer Software		\$4,797,636	
1.00	15260	Desktop Refresh	202000	2212114000	NR	NR	444,000	
1.00		Total	541504	-	Oper Expense - Parts,Supp - Computer		\$444,000	
1.00	41961	Audio Visual Parts	101000	2212114000	NR	NR	15,564	
1.00		Total	541901	-	Oper Expense - Meeting Expenses		\$15,564	
1.00	18216	Cellular Voice & Data	101000	2215117000	NR	NR	29,964	
1.00		Total	543501	-	Oper Expense - Cell Phones		\$29,964	

OPERATIONS & MAINTENANCE

CZ10		O&M IT SUPPORT						
Qty	Item	Name	Fund	FundCenter	Fund Prg	Grant	Amount	
1.00	18221	Telecommunications Services	202000	2215117000	NR	NR	320,380	
1.00		Total	543700	- Oper Expense - Utilities			\$320,380	
		Total		O&M IT SUPPORT			\$14,528,436	

OPERATIONS & MAINTENANCE

CZ15	DRONE PROGRAM		Fund	FundCenter	Fund Prg	Grant	Amount
Qty	Item	Name					
.90	Total	510100 - Salaries and Wages - Regular					\$94,850
.90	Total	520900 - Fringe Benefits - FICA Taxes Employer Share					\$7,256
.90	Total	521010 - Fringe Benefits - FRS Retirement Contrib					\$12,928
.90	Total	521110 - Fringe Benefits - Medical Insurance					\$15,223
.90	Total	521120 - Fringe Benefits - Dental Insurance					\$1,098
.90	Total	521130 - Fringe Benefits - Vision Insurance					\$124
.90	Total	521140 - Fringe Benefits - Accidental Death Dismemberment					\$14
.90	Total	521150 - Fringe Benefits - Long-Term Disability					\$180
.90	Total	521160 - Fringe Benefits - Life Insurance					\$232
	Total	DRONE PROGRAM					\$131,905

OPERATIONS & MAINTENANCE

CZ99		O&M PROGRAM SUPPORT						
Qty	Item	Name	Fund	FundCenter	Fund Prg	Grant	Amount	
11.25		Total	510100	-	Salaries and Wages - Regular		\$1,296,990	
3.00		Total	511100	-	Salaries and Wages - Overtime		\$1,044,000	
13.25		Total	520900	-	Fringe Benefits - FICA Taxes Employer Share		\$104,685	
13.25		Total	521010	-	Fringe Benefits - FRS Retirement Contrib		\$214,705	
11.25		Total	521110	-	Fringe Benefits - Medical Insurance		\$216,499	
11.25		Total	521120	-	Fringe Benefits - Dental Insurance		\$13,725	
11.25		Total	521130	-	Fringe Benefits - Vision Insurance		\$1,544	
11.25		Total	521140	-	Fringe Benefits - Accidental Death Dismemberment		\$174	
11.25		Total	521150	-	Fringe Benefits - Long-Term Disability		\$2,250	
11.25		Total	521160	-	Fringe Benefits - Life Insurance		\$2,873	
88.00		Total	529990	-	Fringe Benefits - Other Personnel Benefits		\$6,990,311	
.48	13023	Claims Handling Fee	601000	2114308300	NR	NR	38,880	
.48	15363	Flexible Spending Account Fees	101000	2114308300	NR	NR	12,924	
.48	12976	Insurance Brokerage Service (ALL)	601000	2114308300	NR	NR	13,440	
1.44		Total	530100	-	Cont Serv - External Provider		\$65,244	
1.00	54	DOT Drug/Alcohol Program	101000	2114308300	NR	NR	11,542	
1.00	15805	Gehring Group Administrative Services	101000	2114308300	NR	NR	49,000	
2.00		Total	530900	-	Cont Serv - Professional		\$60,542	
1.00	13333	District-wide Safety Training	101000	2114308300	NR	NR	22,050	
1.00		Total	530910	-	Cont Serv - Training Services - On Site		\$22,050	

OPERATIONS & MAINTENANCE

CZ99 O&M PROGRAM SUPPORT

Qty	Item	Name	Fund	FundCenter	Fund Prg	Grant	Amount
1.00	15720	Parts & Supp Off (Field Operations)	101000	5003170600	NR	NR	1,708
1.00	15745	Office Supplies	202000	5613220000	NR	NR	3,022
2.00		Total 541510 - Oper Expense - Parts,Supp - Office					\$4,730
1.00	41121	Drone Insurance	601000	2114308300	NR	NR	100,000
1.00	41127	Helicopter Insurance	601000	2114308300	NR	NR	40,000
2.00		Total 541830 - Oper Expense - Insurance Premiums Other Property					\$140,000
.66	13754	Unemployment Compensation Insurance	101000	2310117000	NR	NR	50,490
.66		Total 541860 - Oper Expense - Unemployment Tax					\$50,490
1.00	22693	O&M Training & Conferences	202000	1010200000	NR	NR	2,000
1.00	40	Field Operations Training/Conferences	202000	5003170600	NR	NR	13,338
1.00	15466	Field Ops Training/Conferences	101000	5003170600	NR	NR	59,723
3.00		Total 542000 - Oper Expense - Conference Registrations					\$75,061
1.00	15651	Travel District Business	101000	5003170600	NR	NR	3,535
1.00	16170	SUN PASS TOLL FUNDING	202000	5005170400	NR	NR	32,704
2.00		Total 542100 - Oper Expense - District Travel					\$36,239
1.00	22991	Field Operations Travel Training	202000	5003170600	NR	NR	2,630
1.00		Total 542300 - Oper Expense - Travel for Training					\$2,630
1.00	12607	O & M Dues and Memberships	101000	5003170600	NR	NR	11,814
1.00	17997	O & M Dues and Memberships	202000	5210173100	NR	NR	495
1.00	17998	O & M Dues and Memberships	202000	5211174000	NR	NR	783
1.00	17996	O & M Dues and Memberships	202000	5311176000	NR	NR	225
1.00	16027	BCB O & M Dues and Memberships	203000	5313301000	NR	NR	219
5.00		Total 542310 - Oper Expense - Memberships, Dues and Fees					\$13,536
1.00	15266	Relocation	101000	2311118000	NR	NR	28,800
1.00		Total 542500 - Oper Expense - Employee Relocation					\$28,800

OPERATIONS & MAINTENANCE

CZ99 O&M PROGRAM SUPPORT

Qty	Item	Name	Fund	FundCenter	Fund Prg	Grant	Amount
1.00	18028	O&M Operational Fees	202000	5211174000	NR	NR	437
1.00	16032	BCB Operational Fees	203000	5313301000	NR	NR	10,000
2.00		Total 543300 - Oper Expense - Other Fees					\$10,437
1.00	18056	Postage Fees	202000	5110171100	NR	NR	180
1.00	18057	Postage Fees	202000	5210173100	NR	NR	18
1.00	18058	Postage Fees	202000	5211174000	NR	NR	310
1.00	18055	Postage Fees	202000	5310175100	NR	NR	90
1.00	18054	Postage Fees	202000	5311176000	NR	NR	22
1.00	16034	Postage Fees	203000	5313301000	NR	NR	49
6.00		Total 543600 - Oper Expense - Postage					\$669
1.00	18073	O&M Freight	202000	5110171100	NR	NR	1,000
1.00	18077	O&M Freight	202000	5111172000	NR	NR	2,847
1.00	18075	O&M Freight	202000	5210173100	NR	NR	4,892
1.00	18076	O&M Freight	202000	5211174000	NR	NR	1,819
1.00	18072	O&M Freight	202000	5310175100	NR	NR	2,094
1.00	18071	O&M Freight	202000	5311176000	NR	NR	148
1.00	18070	O&M Freight	202000	5312177000	NR	NR	7,137
1.00	16035	BCB O&M Freight	203000	5313301000	NR	NR	2,000
8.00		Total 543800 - Oper Expense - Freight					\$21,937
1.00	12489	Self Insurance Charges	202000	9999999999	NR	NR	1,225,676
1.00	12490	Self Insurance Charges	203000	9999999999	NR	NR	53,297
1.00	35515	Self Insurance Charges	203000	9999999999	NR	NR	7,977
1.00	35514	Self Insurance Charges	202000	9999999999	NR	NR	192,614
4.00		Total 547000 - Oper Expense - Self-Insurance Charges					\$1,479,564
1.00	35582	Flight Ops Helicopt Overhaul	402000	2110108500	NR	NR	800,000
1.00		Total 580780 - Capital Outlay - AUC Parts and Supplies					\$800,000
1.00	24237	CO Equipment	424001	5005170400	NR	2144	212,789
1.00		Total 589300 - Capital Outlay - Equipment					\$212,789
1.00	15617	Big Cypress Basin Contingency Reserves	203000	9999999899	NR	NR	2,000,000

OPERATIONS & MAINTENANCE

CZ99 O&M PROGRAM SUPPORT

Qty	Item	Name	Fund	FundCenter	Fund Prg	Grant	Amount
1.00	15610	District Contingency Reserves	101000	9999999899	NR	NR	15,742,735
1.00	15611	District Contingency Reserves	202000	9999999899	NR	NR	28,237,787
3.00		Total 590010 - Reserves - Contingency					\$45,980,522
1.00	35505	Medical Claims Paid	602000	2114308300	NR	NR	10,849,193
1.00	41181	Medical Insurance	602000	2114308300	NR	NR	3,037,335
1.00	33602	Medical Insurance	602000	2114308300	NR	NR	1,400,000
3.00		Total 590100 - Internal Service Fund (ISF) - Medical Claims Paid					\$15,286,528
.41	14026	Dental Claims Paid	602000	2114308300	NR	NR	868,059
.41		Total 590110 - Internal Service Fund (ISF) - Dental Claims Paid					\$868,059
.41	14027	Vision Claims Paid	602000	2114308300	NR	NR	123,056
.41		Total 590120 - ISF - Vision Claims Paid					\$123,056
.41	14028	Administrator Fees Paid	602000	2114308300	NR	NR	957,268
.41		Total 590160 - ISF - Administrator Fees Paid					\$957,268
.41	14029	Actuarial Service Fees Paid	602000	2114308300	NR	NR	6,150
.41		Total 590170 - ISF - Actuarial Service Fees Paid					\$6,150
		Total O&M PROGRAM SUPPORT					\$76,134,057

DISTRICT EVERGLADES PROGRAM

B199		RESTORATION STRATEGIES PROJECTS						
Qty	Item	Name	Fund	FundCenter	Fund Prg	Grant	Amount	
12.80		Total	510100	-	Salaries and Wages - Regular		\$1,092,205	
12.80		Total	520900	-	Fringe Benefits - FICA Taxes Employer Share		\$83,552	
12.80		Total	521010	-	Fringe Benefits - FRS Retirement Contrib		\$173,619	
12.80		Total	521110	-	Fringe Benefits - Medical Insurance		\$214,977	
12.80		Total	521120	-	Fringe Benefits - Dental Insurance		\$15,616	
12.80		Total	521130	-	Fringe Benefits - Vision Insurance		\$1,755	
12.80		Total	521140	-	Fringe Benefits - Accidental Death Dismemberment		\$200	
12.80		Total	521150	-	Fringe Benefits - Long-Term Disability		\$2,560	
12.80		Total	521160	-	Fringe Benefits - Life Insurance		\$3,258	
1.00	15482	Training & Conference - Rest. Strategies	217000	3301139100	NR	NR	1,200	
1.00		Total	542000	-	Oper Expense - Conference Registrations		\$1,200	
1.00	15242	Business Travel - Restoration Strategies	217000	3301139100	NR	NR	2,000	
1.00		Total	542100	-	Oper Expense - District Travel		\$2,000	
1.00	26023	PE License Recertification - DE	217003	3310110000	NR	NR	180	
1.00		Total	542400	-	Oper Expense - Professional Licenses		\$180	
		Total	RESTORATION STRATEGIES PROJECTS					\$1,591,122

DISTRICT EVERGLADES PROGRAM

B599 EXPEDITED PROJECT PROGRAM SUPPORT

Qty	Item	Name	Fund	FundCenter	Fund Prg	Grant	Amount
1.00	46845	SB1638 COPS Debt Service Principal - EFA	214001	9999999799	NR	2144	9,122,230
1.00		Total 560260 - Principal - COPS #2 (Certificates of Participation)					\$9,122,230
1.00	46843	SB1638 COPS Debt Service Interest - EFA	214001	9999999799	NR	2144	7,617,919
1.00		Total 560270 - Interest - COPS #2 (Certificates of Participation)					\$7,617,919
		Total EXPEDITED PROJECT PROGRAM SUPPORT					\$16,740,149

DISTRICT EVERGLADES PROGRAM

BB01 COMMUNICATION AND CONTROL SYSTEMS

Qty	Item	Name	Fund	FundCenter	Fund Prg	Grant	Amount
.20	Total	510100 - Salaries and Wages - Regular					\$22,331
1.00	Total	511100 - Salaries and Wages - Overtime					\$51,495
1.20	Total	520900 - Fringe Benefits - FICA Taxes Employer Share					\$5,647
1.20	Total	521010 - Fringe Benefits - FRS Retirement Contrib					\$10,063
.20	Total	521110 - Fringe Benefits - Medical Insurance					\$3,277
.20	Total	521120 - Fringe Benefits - Dental Insurance					\$244
.20	Total	521130 - Fringe Benefits - Vision Insurance					\$27
.20	Total	521140 - Fringe Benefits - Accidental Death Dismemberment					\$3
.20	Total	521150 - Fringe Benefits - Long-Term Disability					\$40
.20	Total	521160 - Fringe Benefits - Life Insurance					\$51
	Total	COMMUNICATION AND CONTROL SYSTEMS					\$93,178

DISTRICT EVERGLADES PROGRAM

BB02 PUMP STATION MODIFICATION/REPAIR

Qty	Item	Name	Fund	FundCenter	Fund Prg	Grant	Amount
4.10		Total 510100 - Salaries and Wages - Regular					\$357,286
4.10		Total 520900 - Fringe Benefits - FICA Taxes Employer Share					\$27,333
4.10		Total 521010 - Fringe Benefits - FRS Retirement Contrib					\$49,146
4.10		Total 521110 - Fringe Benefits - Medical Insurance					\$67,182
4.10		Total 521120 - Fringe Benefits - Dental Insurance					\$5,002
4.10		Total 521130 - Fringe Benefits - Vision Insurance					\$561
4.10		Total 521140 - Fringe Benefits - Accidental Death Dismemberment					\$64
4.10		Total 521150 - Fringe Benefits - Long-Term Disability					\$820
4.10		Total 521160 - Fringe Benefits - Life Insurance					\$1,047
1.00	41086	SB1638 G-370 & G-372 Trash Rakes	214001	5613222000	101279	2144	730,211
1.00	33565	SB1638 STA G-335 Trash Rake Replace	214001	5613222000	101029	2144	3,400,430
2.00		Total 530600 - Cont Serv - Maintenance and Repairs					\$4,130,641
1.00	46803	Pump & Engine Overhaul Progm STA WPBFS	214001	5210173100	101366	2144	1,050,000
1.00	46805	Pump & Engine Overhaul Prog STA Clew FS	214001	5211174000	101366	2144	1,170,000
2.00		Total 541512 - Oper Expense - Parts and Supplies Water Control Structure					\$2,220,000
1.00	46841	G-6A Pump Station	406000	5613222000	101173	NR	16,740,149
1.00	35563	SB1638 G-370 & G-372 Pump Overhaul (STA)	424001	5613222000	101394	2144	1,856,407
1.00	46849	SB1638 S-362 Pump Station Cont Pan Upgrd	424001	5613222000	101265	2144	998,000
3.00		Total 580800 - Capital Outlay - Water Control Structures					\$19,594,556
		Total PUMP STATION MODIFICATION/REPAIR					\$26,453,638

DISTRICT EVERGLADES PROGRAM

BB03 PROJ CULVERT REPL/MODIFICATION

Qty	Item	Name	Fund	FundCenter	Fund Prg	Grant	Amount
1.00	46484	RS STA 1W Ex2-Fleet Oil	214001	5210173100	NR	2144	5,000
1.00		Total	540040	-	Oper Expense - Inventory Oils/Lubricants/Solvents		\$5,000
		Total	PROJ CULVERT REPL/MODIFICATION				\$5,000

DISTRICT EVERGLADES PROGRAM

Qty	Item	Name	Fund	FundCenter	Fund Prg	Grant	Amount	
1.20		Total	510100	-	Salaries and Wages - Regular		\$130,959	
1.20		Total	520900	-	Fringe Benefits - FICA Taxes Employer Share		\$10,018	
1.20		Total	521010	-	Fringe Benefits - FRS Retirement Contrib		\$17,851	
1.20		Total	521110	-	Fringe Benefits - Medical Insurance		\$19,663	
1.20		Total	521120	-	Fringe Benefits - Dental Insurance		\$1,464	
1.20		Total	521130	-	Fringe Benefits - Vision Insurance		\$163	
1.20		Total	521140	-	Fringe Benefits - Accidental Death Dismemberment		\$19	
1.20		Total	521150	-	Fringe Benefits - Long-Term Disability		\$240	
1.20		Total	521160	-	Fringe Benefits - Life Insurance		\$307	
1.00	46941	STA 1-E Cells 3 & 4	401003	5613222000	101358	NR	1,861,731	
1.00	46940	STA 1-E Cells 3 & 4	402000	5613222000	101358	NR	8,021,632	
1.00	46942	STA 1-E Cells 3 & 4	401000	5613222000	101358	NR	4,184,232	
1.00	46936	STA1-W Refurbishments	402000	5613222000	101280	NR	5,737,370	
1.00	46935	STA1-W Refurbishments	406000	5613222000	101280	NR	9,262,630	
5.00		Total	580800	-	Capital Outlay - Water Control Structures		\$29,067,595	
		Total	STRUCTURE MODIFICATION /REPAIR					\$29,248,279

DISTRICT EVERGLADES PROGRAM

BB05 O&M FACILITY CONSTRUCTION/IMPROVEMENTS

Qty	Item	Name	Fund	FundCenter	Fund Prg	Grant	Amount	
1.00	46828	Flight Operations Facility	217000	5613222000	101325	NR	588,626	
1.00		Total	530600	-	Cont Serv - Maintenance and Repairs		\$588,626	
1.00	46829	Flight Operations Facility	406000	5613222000	101325	NR	170,291	
1.00		Total	580100	-	Capital Outlay - Buildings		\$170,291	
		Total	O&M FACILITY CONSTRUCTION/IMPROVEMENTS					\$758,917

DISTRICT EVERGLADES PROGRAM

Qty	Item	Name	Fund	FundCenter	Fund Prg	Grant	Amount
6.60	Total	510100 - Salaries and Wages - Regular					\$630,583
6.60	Total	520900 - Fringe Benefits - FICA Taxes Employer Share					\$48,237
6.60	Total	521010 - Fringe Benefits - FRS Retirement Contrib					\$85,948
6.60	Total	521110 - Fringe Benefits - Medical Insurance					\$110,048
6.60	Total	521120 - Fringe Benefits - Dental Insurance					\$8,052
6.60	Total	521130 - Fringe Benefits - Vision Insurance					\$905
6.60	Total	521140 - Fringe Benefits - Accidental Death Dismemberment					\$100
6.60	Total	521150 - Fringe Benefits - Long-Term Disability					\$1,320
7.00	Total	521160 - Fringe Benefits - Life Insurance					\$1,800
1.00	15530 SB1638	FY25 Inspection Programs STA	214001	5613222000	101368	2144	560,000
1.00	Total	530900 - Cont Serv - Professional					\$560,000
	Total	STRUCTURE INSPECTIONS					\$1,446,993

DISTRICT EVERGLADES PROGRAM

BB13 STAFF AUGMENTATION - O&M STA

Qty	Item	Name	Fund	FundCenter	Fund Prg	Grant	Amount
1.00	15841	District Uniforms	217000	5513142700	NR	NR	200
1.00		Total 541301 - Oper Expense - District Uniforms					\$200
1.00	12705	Tools & Equipment	217000	5513142700	NR	NR	1,800
1.00		Total 541400 - Oper Expense - Tools/Equipment/PPE					\$1,800
		Total STAFF AUGMENTATION - O&M STA					\$2,000

DISTRICT EVERGLADES PROGRAM

BB30 STA CAPITAL CONSTRUCTION

Qty	Item	Name	Fund	FundCenter	Fund Prg	Grant	Amount
1.95	Total	510100 - Salaries and Wages - Regular					\$184,102
1.95	Total	520900 - Fringe Benefits - FICA Taxes Employer Share					\$14,085
1.95	Total	521010 - Fringe Benefits - FRS Retirement Contrib					\$25,093
1.95	Total	521110 - Fringe Benefits - Medical Insurance					\$32,431
1.95	Total	521120 - Fringe Benefits - Dental Insurance					\$2,379
1.95	Total	521130 - Fringe Benefits - Vision Insurance					\$268
1.95	Total	521140 - Fringe Benefits - Accidental Death Dismemberment					\$34
1.95	Total	521150 - Fringe Benefits - Long-Term Disability					\$390
1.95	Total	521160 - Fringe Benefits - Life Insurance					\$502
3.00	Total	529990 - Fringe Benefits - Other Personnel Benefits					\$942
	Total	STA CAPITAL CONSTRUCTION					\$260,226

DISTRICT EVERGLADES PROGRAM

BB38 CONTAMINATION ASSESSMENTS & REMEDIATION

Qty	Item	Name	Fund	FundCenter	Fund Prg	Grant	Amount
.50	Total	510100 - Salaries and Wages - Regular					\$37,419
.50	Total	520900 - Fringe Benefits - FICA Taxes Employer Share					\$3,024
.50	Total	521010 - Fringe Benefits - FRS Retirement Contrib					\$5,387
.50	Total	521110 - Fringe Benefits - Medical Insurance					\$8,193
.50	Total	521120 - Fringe Benefits - Dental Insurance					\$610
.50	Total	521130 - Fringe Benefits - Vision Insurance					\$69
.50	Total	521140 - Fringe Benefits - Accidental Death Dismemberment					\$8
.50	Total	521150 - Fringe Benefits - Long-Term Disability					\$100
.50	Total	521160 - Fringe Benefits - Life Insurance					\$129
1.00	46213	EPA Test-Element Cleaning	217000	5611187000	NR	NR	24,000
1.00	46214	EPA Test-Hydrostatic Tank Testing	217000	5611187000	NR	NR	1,500
1.00	46215	EPA Test-Main Engines	217000	5611187000	NR	NR	103,000
1.00	21695	Maintenance & Repair STA (Env)	214001	5611187000	NR	2144	66,800
1.00	46216	RS STA 1W Ex2-Storage Tank Maint/Insp	214001	5611187000	NR	2144	6,000
5.00	Total	530610 - Cont Serv - Maint and Repairs Environmental					\$201,300
1.00	46485	RS STA 1W Ex1-Hazardous Disposal	214001	5210173100	NR	2144	600
1.00	46486	RS STA 1W Ex2-Hazardous Disposal	214001	5210173100	NR	2144	1,100
2.00	Total	531103 - Cont Serv - Waste Disposal Services					\$1,700
1.00	27602	Permit Fees STA	214001	5611187000	NR	2144	14,657
1.00	46217	RS C139 FEB-Storage Tank & Air Fees	214001	5611187000	NR	2144	3,000
1.00	46218	RS STA 1W Ex2-Storage Tank & Air Fees	214001	5611187000	NR	2144	1,000
3.00	Total	543301 - Oper Expense - Permits & Fees					\$18,657
CONTAMINATION ASSESSMENTS & REMEDIATION							\$276,596

DISTRICT EVERGLADES PROGRAM

BB38 CONTAMINATION ASSESSMENTS & REMEDIATION

<u>Qty</u>	<u>Item</u>	<u>Name</u>	<u>Fund</u>	<u>FundCenter</u>	<u>Fund Prg</u>	<u>Grant</u>	<u>Amount</u>
		Total					

DISTRICT EVERGLADES PROGRAM

BB41 MOVEMENT OF WATER

Qty	Item	Name	Fund	FundCenter	Fund Prg	Grant	Amount
3.90		Total	510100	-	Salaries and Wages - Regular		\$322,049
2.00		Total	511100	-	Salaries and Wages - Overtime		\$77,371
5.90		Total	520900	-	Fringe Benefits - FICA Taxes Employer Share		\$30,557
5.90		Total	521010	-	Fringe Benefits - FRS Retirement Contrib		\$56,471
3.90		Total	521110	-	Fringe Benefits - Medical Insurance		\$65,328
3.90		Total	521120	-	Fringe Benefits - Dental Insurance		\$4,758
3.90		Total	521130	-	Fringe Benefits - Vision Insurance		\$531
3.90		Total	521140	-	Fringe Benefits - Accidental Death Dismemberment		\$59
3.90		Total	521150	-	Fringe Benefits - Long-Term Disability		\$780
3.90		Total	521160	-	Fringe Benefits - Life Insurance		\$960
19.00		Total	529990	-	Fringe Benefits - Other Personnel Benefits		\$1,071,480
1.00	15951	Movement of Water	217000	5210173100	NR	NR	73,222
1.00	15443	Movement of Water	217000	5210173100	NR	NR	238,298
1.00	15370	Movement of Water	217000	5211174000	NR	NR	81,321
3.00		Total	540030	-	Oper Expense - Inventory Other Fuels		\$392,841
1.00	46317	RS C139 FEB-OE Liquid Propane	214001	5211174000	NR	2144	2,500
1.00		Total	541200	-	Oper Expense - Liquid Propane Fuel		\$2,500
1.00	46487	RS L8 Res-Office Supplies	217000	5210173100	NR	NR	275
1.00		Total	541510	-	Oper Expense - Parts,Supp - Office		\$275
MOVEMENT OF WATER							\$5,025,960

DISTRICT EVERGLADES PROGRAM

BB41 MOVEMENT OF WATER

Qty	Item	Name	Fund	FundCenter	Fund Prg	Grant	Amount
1.00	15606	STA Contingency Reserves	217000	9999999899	NR	NR	3,000,000
1.00		Total	590010	-	Reserves - Contingency		\$3,000,000
		Total					

DISTRICT EVERGLADES PROGRAM

BB42 PUMPING OPERATIONS

Qty	Item	Name	Fund	FundCenter	Fund Prg	Grant	Amount
8.85		Total 510100 - Salaries and Wages - Regular					\$490,094
1.00		Total 511100 - Salaries and Wages - Overtime					\$5,000
9.85		Total 520900 - Fringe Benefits - FICA Taxes Employer Share					\$39,244
9.85		Total 521010 - Fringe Benefits - FRS Retirement Contrib					\$76,526
8.85		Total 521110 - Fringe Benefits - Medical Insurance					\$145,015
8.85		Total 521120 - Fringe Benefits - Dental Insurance					\$10,797
8.85		Total 521130 - Fringe Benefits - Vision Insurance					\$1,217
8.85		Total 521140 - Fringe Benefits - Accidental Death Dismemberment					\$129
8.85		Total 521150 - Fringe Benefits - Long-Term Disability					\$1,770
8.85		Total 521160 - Fringe Benefits - Life Insurance					\$2,146
2.00		Total 529990 - Fringe Benefits - Other Personnel Benefits					\$900,000
1.00	46488	RS Ops-S5A O&M Impact (pump to L8)	214001	5210173100	NR	2144	55,800
1.00		Total 530606 - Cont Serv - Maint & Repairs - District Works					\$55,800
1.00	15599	Pumping Operations	217000	5210173100	NR	NR	555,042
1.00	15389	Pumping Operations	217000	5210173100	NR	NR	97,279
1.00	46489	RS L8 Res-Fuel (Deer Run)	217000	5210173100	NR	NR	50,000
1.00	15601	Pumping Operations	217000	5211174000	NR	NR	627,172
1.00	15442	Pumping Operations	217000	5211174000	NR	NR	87,081
5.00		Total 540030 - Oper Expense - Inventory Other Fuels					\$1,416,574
1.00	46490	RS L8 Res-PS Oil	214001	5210173100	NR	2144	1,700
1.00	26016	Pumping Operations	214001	5211174000	NR	2144	31,750

DISTRICT EVERGLADES PROGRAM

BB42 PUMPING OPERATIONS

Qty	Item	Name	Fund	FundCenter	Fund Prg	Grant	Amount
2.00		Total	540040	-	Oper Expense - Inventory Oils/Lubricants/Solvents		\$33,450
1.00	17641	Pumping Operations	217000	5210173100	NR	NR	1,000
1.00		Total	541301	-	Oper Expense - District Uniforms		\$1,000
1.00	17702	Pumping Operations	217000	5210173100	NR	NR	2,000
1.00	46491	RS L8 Res-ToolsElectrical/Mech	217000	5210173100	NR	NR	80
2.00		Total	541400	-	Oper Expense - Tools/Equipment/PPE		\$2,080
1.00	46492	RS L8 Res-Rental Equipment	214001	5210173100	NR	2144	1,000
1.00		Total	541600	-	Oper Expense - Rent/Lease Equipment		\$1,000
1.00	15827	Pumping Operations	214001	5210173100	NR	2144	545,980
1.00	46493	RS L8 Res-PS Electricity	214001	5210173100	NR	2144	950,000
1.00	15928	Pumping Operations	214001	5211174000	NR	2144	315,622
3.00		Total	543701	-	Oper Expense - Electrical Service		\$1,811,602
		Total			PUMPING OPERATIONS		\$4,993,444

DISTRICT EVERGLADES PROGRAM

BB45 STRUCTURE MAINTENANCE

Qty	Item	Name	Fund	FundCenter	Fund Prg	Grant	Amount
22.40		Total	510100	-	Salaries and Wages - Regular		\$1,349,644
2.00		Total	511100	-	Salaries and Wages - Overtime		\$66,079
24.40		Total	520900	-	Fringe Benefits - FICA Taxes Employer Share		\$109,170
24.40		Total	521010	-	Fringe Benefits - FRS Retirement Contrib		\$199,630
22.40		Total	521110	-	Fringe Benefits - Medical Insurance		\$371,796
22.40		Total	521120	-	Fringe Benefits - Dental Insurance		\$27,328
22.40		Total	521130	-	Fringe Benefits - Vision Insurance		\$3,067
22.40		Total	521140	-	Fringe Benefits - Accidental Death Dismemberment		\$319
22.40		Total	521150	-	Fringe Benefits - Long-Term Disability		\$4,480
22.40		Total	521160	-	Fringe Benefits - Life Insurance		\$5,351
1.00	46318	RS A1 FEB-CS Diving Services	214001	5211174000	NR	2144	16,250
1.00		Total	530104	-	Cont Serv - Diving Services		\$16,250
1.00	46494	RS L8 Res-Alligator Protection	214001	5210173100	NR	2144	700
1.00	46495	RS STA 1W Ex1-Alligator Protection Svcs	214001	5210173100	NR	2144	1,200
1.00	17166	Structure Maintenance	214001	5210173100	NR	2144	5,000
1.00	46319	HL G200 PS-CS Alligator Protect	217000	5211174000	NR	NR	1,500
1.00	46320	RS A1 FEB-CS Alligator Protect	214001	5211174000	NR	2144	600
1.00	17164	Structure Maintenance	214001	5211174000	NR	2144	3,685
6.00		Total	530106	-	Cont Serv - Alligator Protection Services		\$12,685
1.00	17185	Structure Maintenance	214001	5210173100	NR	2144	1,028
1.00	46321	RS C139 FEB-CS Electrical Service	214001	5211174000	NR	2144	19,200
1.00	17183	Structure Maintenance	214001	5211174000	NR	2144	3,632

DISTRICT EVERGLADES PROGRAM

BB45 STRUCTURE MAINTENANCE

Qty	Item	Name	Fund	FundCenter	Fund Prg	Grant	Amount
3.00		Total 530120 - Cont Serv - Electrical Services					\$23,860
1.00	46322	RS C139 FEB-CS Nuisance Wildlife	214001	5211174000	NR	2144	1,200
1.00		Total 530401 - Cont Serv - Exotic Nuisance Wildlife					\$1,200
1.00	46323	RS A1 FEB-CS Mowing Struture/PS	214001	5211174000	NR	2144	4,250
1.00	46324	RS C139 FEB-CS Mowing Struture/PS	214001	5211174000	NR	2144	10,390
1.00	17235	Structure Maintenance	214001	5211174000	NR	2144	41,850
3.00		Total 530404 - Cont Serv - Mowing Field Stations/Pump Stations					\$56,490
1.00	46496	RS STA 1W Ex1-Shop Tool RepairSM	214001	5210173100	NR	2144	1,815
1.00	46497	RS STA 1W Ex2-Shop Tool RepairSM	214001	5210173100	NR	2144	1,815
1.00	46325	RS A1 FEB-CS Maint. & Repair	214001	5211174000	NR	2144	5,500
3.00		Total 530600 - Cont Serv - Maintenance and Repairs					\$9,130
1.00	46498	RS L8 Res-Generator Inspect	214001	5210173100	NR	2144	1,065
1.00	46499	RS STA 1W Ex1-Electric Motor Repairs SM	214001	5210173100	NR	2144	1,815
1.00	46500	RS STA 1W Ex1-STA's Generator M&R SM	214001	5210173100	NR	2144	300
1.00	46501	RS STA 1W Ex2-Electric Motor Repair SM	214001	5210173100	NR	2144	1,815
1.00	46502	RS STA 1W Ex2-STA's Generator M&R SM	214001	5210173100	NR	2144	300
1.00	17278	Structure Maintenance	214001	5210173100	NR	2144	7,708
1.00	46326	RS C139 FEB-CS M&R District Works	214001	5211174000	NR	2144	5,500
1.00	17276	Structure Maintenance	214001	5211174000	NR	2144	6,000
8.00		Total 530606 - Cont Serv - Maint & Repairs - District Works					\$24,503
1.00	17376	Structure Maintenance	214001	5210173100	NR	2144	1,909
1.00	17373	Structure Maintenance	214001	5211174000	NR	2144	137
2.00		Total 530611 - Cont Serv - Maint and Repairs Equipment					\$2,046
1.00	17394	Structure Maintenance	214001	5211174000	NR	2144	2,145
1.00		Total 530700 - Cont Serv - Equipment Rentals					\$2,145

DISTRICT EVERGLADES PROGRAM

BB45 STRUCTURE MAINTENANCE

Qty	Item	Name	Fund	FundCenter	Fund Prg	Grant	Amount
1.00	46503	RS L8 Res-Signs	214001	5210173100	NR	2144	560
1.00	46504	RS STA 1W Ex1-General Carpentry Services	214001	5210173100	NR	2144	600
1.00	46505	RS STA 1W Ex2-General Carpentry Services	214001	5210173100	NR	2144	600
1.00	46327	RS A1 FEB-CS General Maint.	214001	5211174000	NR	2144	5,500
1.00	46328	RS C139 FEB-CS General Maint.	214001	5211174000	NR	2144	11,500
5.00		Total 531100 - Cont Serv - General Maintenance					\$18,760
1.00	17458	Structure Maintenance	214001	5210173100	NR	2144	1,690
1.00	17455	Structure Maintenance	214001	5211174000	NR	2144	1,382
2.00		Total 531103 - Cont Serv - Waste Disposal Services					\$3,072
1.00	46506	RS L8 Res-Fuel Vehicles	217000	5210173100	NR	NR	6,000
1.00	46507	RS STA 1W Ex1-Fuel SM Vehicles	217000	5210173100	NR	NR	5,000
1.00	46508	RS STA 1W Ex2-Fuel SM Vehicles	217000	5210173100	NR	NR	5,000
3.00		Total 540030 - Oper Expense - Inventory Other Fuels					\$16,000
1.00	46509	RS L8 Res-Structures Oil	214001	5210173100	NR	2144	450
1.00	46510	RS STA 1W Ex1-Structures Oil	214001	5210173100	NR	2144	600
1.00	46511	RS STA 1W Ex2-Structures Oil	214001	5210173100	NR	2144	600
1.00	17502	Structure Maintenance	214001	5210173100	NR	2144	1,790
1.00	46330	RS C139 FEB-OE Inv Oils and Lubricant	214001	5211174000	NR	2144	300
1.00	46329	RS C139 FEB-OE Inv Oils and Lubricant	214001	5211174000	NR	2144	2,000
1.00	17499	Structure Maintenance	214001	5211174000	NR	2144	5,747
7.00		Total 540040 - Oper Expense - Inventory Oils/Lubricants/Solvents					\$11,487
1.00	46512	RS L8 Res-Structures (Propane)	214001	5210173100	NR	2144	1,090
1.00	46513	RS STA 1W Ex1-Structures (Propane) (Rev)	214001	5210173100	NR	2144	700
1.00	46514	RS STA 1W Ex2-Structures (Propane)	214001	5210173100	NR	2144	600
1.00	17550	Structure Maintenance	214001	5210173100	NR	2144	2,402
1.00	17549	Structure Maintenance	214001	5211174000	NR	2144	172
5.00		Total 541200 - Oper Expense - Liquid Propane Fuel					\$4,964
1.00	46515	RS L8 Res-Structure Maintenance	214001	5210173100	NR	2144	1,090

DISTRICT EVERGLADES PROGRAM

BB45 STRUCTURE MAINTENANCE

Qty	Item	Name	Fund	FundCenter	Fund Prg	Grant	Amount
1.00	46516	RS L8 Res-Structures Fencing	214001	5210173100	NR	2144	545
1.00	46517	RS STA 1W Ex1-Fencing (Rev)	214001	5210173100	NR	2144	1,000
1.00	46518	RS STA 1W Ex1-Lumber/Wood	214001	5210173100	NR	2144	500
1.00	46519	RS STA 1W Ex1-Structures Metal	214001	5210173100	NR	2144	1,200
1.00	46402	RS STA 1W Ex2-Fencing	214001	5210173100	NR	2144	900
1.00	46403	RS STA 1W Ex2-Lumber/Wood	214001	5210173100	NR	2144	500
1.00	46404	RS STA 1W Ex2-Structures Metal	214001	5210173100	NR	2144	1,200
1.00	17587	Structure Maintenance	214001	5210173100	NR	2144	10,717
1.00	17582	Structure Maintenance	214001	5211174000	NR	2144	5,000
10.00		Total 541300 - Oper Expense - Construction Materials					\$22,652
1.00	17640	Structure Maintenance	217000	5210173100	NR	NR	786
1.00	17637	Structure Maintenance	217000	5211174000	NR	NR	2,330
2.00		Total 541301 - Oper Expense - District Uniforms					\$3,116
1.00	20964	Safety Boots	217000	5210173100	NR	NR	500
1.00	46331	RS C139 FEB-OE Safety Shoes	217000	5211174000	NR	NR	2,500
1.00	20966	Safety Boots	217000	5211174000	NR	NR	1,500
3.00		Total 541302 - Oper Expense - Safety Shoes					\$4,500
1.00	46405	RS L8 Res-Structure Maint Tools	217000	5210173100	NR	NR	80
1.00	46406	RS STA 1W Ex1-ToolsSM (Rev)	217000	5210173100	NR	NR	350
1.00	46407	RS STA 1W Ex2-Tools SM	217000	5210173100	NR	NR	250
1.00	17701	Structure Maintenance	217000	5210173100	NR	NR	2,573
1.00	46332	RS A1 FEB-OE Tools Equip. PPE	217000	5211174000	NR	NR	500
1.00	46333	RS C139 FEB-Tools/Equip/PPE (HEO)	217000	5211174000	NR	NR	2,500
1.00	17697	Structure Maintenance	217000	5211174000	NR	NR	9,476
7.00		Total 541400 - Oper Expense - Tools/Equipment/PPE					\$15,729
1.00	46334	RS A1 FEB-OE Commodities	214001	5211174000	NR	2144	8,500
1.00	46335	RS C139 FEB-OE Parts Supp.	214001	5211174000	NR	2144	3,500
2.00		Total 541500 - Oper Expense - Parts and Supplies					\$12,000
1.00	46408	RS L8 Res-Equipment VMF	214001	5210173100	NR	2144	2,180
		Total 541502 - Oper Expense - Parts,Supp - Fleet					

DISTRICT EVERGLADES PROGRAM

BB45 STRUCTURE MAINTENANCE

Qty	Item	Name	Fund	FundCenter	Fund Prg	Grant	Amount
1.00	46409	RS STA 1W Ex1-VMF Parts & Fittings SM	214001	5210173100	NR	2144	5,445
1.00	46410	RS STA 1W Ex2-VMF Parts & Fittings SM	214001	5210173100	NR	2144	5,445
3.00		Total 541502 - Oper Expense - Parts,Supp - Fleet					\$13,070
1.00	46411	RS STA 1W Ex1-General Maint Supply SM	214001	5210173100	NR	2144	1,200
1.00	46412	RS STA 1W Ex2-General Maint Supply SM	214001	5210173100	NR	2144	1,200
1.00	17844	Structure Maintenance	214001	5210173100	NR	2144	2,594
1.00	46336	RS C139 FEB-OE Building & Grounds P&S	214001	5211174000	NR	2144	8,500
1.00	17841	Structure Maintenance	214001	5211174000	NR	2144	6,089
5.00		Total 541503 - Oper Expense - Parts,Supp - Build & Ground Equip					\$19,583
1.00	46413	RS L8 Res-Electrical P&S SM	214001	5210173100	NR	2144	545
1.00	46414	RS STA 1W Ex1-Electric Motor Parts	214001	5210173100	NR	2144	3,000
1.00	46415	RS STA 1W Ex1-P&S Electricial (Rev)	214001	5210173100	NR	2144	3,000
1.00	46416	RS STA 1W Ex2-Electric Motor Parts	214001	5210173100	NR	2144	4,000
1.00	46417	RS STA 1W Ex2-P&S Electricial (Rev)	214001	5210173100	NR	2144	5,000
1.00	17877	Structure Maintenance	214001	5210173100	NR	2144	20,046
1.00	46337	RS A1 FEB-OE P&S Electrical	214001	5211174000	NR	2144	7,000
1.00	46338	RS C139 FEB-OE P&S Electrical	214001	5211174000	NR	2144	3,000
1.00	17874	Structure Maintenance	214001	5211174000	NR	2144	2,742
9.00		Total 541505 - Oper Expense - Parts,Supp - Electrical/Electronic					\$48,333
1.00	17918	Structure Maintenance	214001	5210173100	NR	2144	861
1.00	17915	Structure Maintenance	214001	5211174000	NR	2144	697
2.00		Total 541511 - Oper Expense - Parts and Supplies Security Equipment					\$1,558
1.00	46798	Operations and Maintenance WPB FS	214001	5003170600	NR	2144	250,000
1.00	46418	RS L8 Res-Boat Barrier Maint	214001	5210173100	NR	2144	2,180
1.00	46419	RS L8 Res-SM Parts and Supplies	214001	5210173100	NR	2144	1,090
1.00	46420	RS STA 1W Ex1-Boat Barrier Maint	214001	5210173100	NR	2144	300
1.00	46421	RS STA 1W Ex1-Gearbox Overhauls	214001	5210173100	NR	2144	600
1.00	46422	RS STA 1W Ex1-Seals Paint MSF Overhauls	214001	5210173100	NR	2144	300

DISTRICT EVERGLADES PROGRAM

BB45 STRUCTURE MAINTENANCE

Qty	Item	Name	Fund	FundCenter	Fund Prg	Grant	Amount
1.00	46423	RS STA 1W Ex1-Structures Maintenance	214001	5210173100	NR	2144	1,200
1.00	46424	RS STA 1W Ex1-Tuff Boom	214001	5210173100	NR	2144	5,232
1.00	46425	RS STA 1W Ex2-Boat Barrier Maint	214001	5210173100	NR	2144	300
1.00	46426	RS STA 1W Ex2-Gearbox Overhauls	214001	5210173100	NR	2144	600
1.00	46427	RS STA 1W Ex2-Seals Paint MSF Overhauls	214001	5210173100	NR	2144	12,050
1.00	46428	RS STA 1W Ex2-Structures Maintenance	214001	5210173100	NR	2144	1,200
1.00	17942	Structure Maintenance	214001	5210173100	NR	2144	112,686
1.00	46339	RS C139 FEB-OE P&S Water Control	214001	5211174000	NR	2144	4,500
1.00	46340	STA 5/6 Lk O-PH1 OE P&S Water Control	217000	5211174000	NR	NR	2,500
1.00	17940	Structure Maintenance	214001	5211174000	NR	2144	44,504
16.00		Total 541512 - Oper Expense - Parts and Supplies Water Control Structure					\$439,242
1.00	24647	P&S Maintenance Support Facility	214001	5210173100	NR	2144	1,000
1.00		Total 541514 - Oper Expense - Parts, Supp - Maint Supp Facility					\$1,000
1.00	46341	RS C139 FEB-OE Attractive Item	217000	5211174000	NR	NR	2,500
1.00		Total 541590 - Oper Expense - Attractive Items					\$2,500
1.00	46429	RS STA 1W Ex1-WPBFS AOR Rental Equipment	214001	5210173100	NR	2144	2,000
1.00	46430	RS STA 1W Ex2-WPBFS AOR Rental Equipment	214001	5210173100	NR	2144	2,000
1.00	17971	Structure Maintenance	214001	5210173100	NR	2144	3,718
1.00	17967	Structure Maintenance	214001	5211174000	NR	2144	1,000
4.00		Total 541600 - Oper Expense - Rent/Lease Equipment					\$8,718
1.00	46431	RS STA 1W Ex2-CDL	217000	5210173100	NR	NR	125
1.00	18017	Structure Maintenance	217000	5210173100	NR	NR	129
2.00		Total 542400 - Oper Expense - Professional Licenses					\$254
1.00	46432	RS L8 Res-Structure Electricity	214001	5210173100	NR	2144	465
1.00	46342	RS A1 FEB-OE Electrical Service	214001	5211174000	NR	2144	4,000
1.00	46225	RS C139 FEB-OE Electrical Service	214001	5211174000	NR	2144	15,000
3.00		Total 543701 - Oper Expense - Electrical Service					\$19,465

DISTRICT EVERGLADES PROGRAM

BB45 STRUCTURE MAINTENANCE

Qty	Item	Name	Fund	FundCenter	Fund Prg	Grant	Amount
1.00	46226	RS C139 FEB-OE Freight	217000	5211174000	NR	NR	1,500
1.00		Total	543800	-	Oper Expense - Freight		\$1,500
		Total			STRUCTURE MAINTENANCE		\$2,952,676

DISTRICT EVERGLADES PROGRAM

BB46 STRUCTURE OVERHAUL

Qty	Item	Name	Fund	FundCenter	Fund Prg	Grant	Amount
3.00	Total	510100 - Salaries and Wages - Regular					\$173,020
3.00	Total	520900 - Fringe Benefits - FICA Taxes Employer Share					\$13,236
3.00	Total	521010 - Fringe Benefits - FRS Retirement Contrib					\$24,057
3.00	Total	521110 - Fringe Benefits - Medical Insurance					\$49,163
3.00	Total	521120 - Fringe Benefits - Dental Insurance					\$3,660
3.00	Total	521130 - Fringe Benefits - Vision Insurance					\$416
3.00	Total	521140 - Fringe Benefits - Accidental Death Dismemberment					\$46
3.00	Total	521150 - Fringe Benefits - Long-Term Disability					\$600
3.00	Total	521160 - Fringe Benefits - Life Insurance					\$739
1.00	46810	Hydraulic Gate and Cylinder Repl Prg STA	214001	5210173100	101312	2144	125,000
1.00	Total	541512 - Oper Expense - Parts and Supplies Water Control Structure					\$125,000
.20	15895	CO Vehicles	424001	5005170400	NR	2144	147,298
.20	Total	589500 - Capital Outlay - Vehicles					\$147,298
	Total	STRUCTURE OVERHAUL					\$537,235

DISTRICT EVERGLADES PROGRAM

BB47 PUMP STATION MAINTENANCE

Qty	Item	Name	Fund	FundCenter	Fund Prg	Grant	Amount
29.75		Total	510100	-	Salaries and Wages - Regular		\$1,831,311
29.75		Total	520900	-	Fringe Benefits - FICA Taxes Employer Share		\$144,576
29.75		Total	521010	-	Fringe Benefits - FRS Retirement Contrib		\$276,308
29.75		Total	521110	-	Fringe Benefits - Medical Insurance		\$487,935
29.75		Total	521120	-	Fringe Benefits - Dental Insurance		\$36,295
29.75		Total	521130	-	Fringe Benefits - Vision Insurance		\$4,079
29.75		Total	521140	-	Fringe Benefits - Accidental Death Dismemberment		\$435
29.75		Total	521150	-	Fringe Benefits - Long-Term Disability		\$5,950
29.75		Total	521160	-	Fringe Benefits - Life Insurance		\$7,338
1.00	46433	RS STA 1W Ex2-Dive Services	214001	5210173100	NR	2144	14,000
1.00	46227	HL G200 PS-CS Diving Services	217000	5211174000	NR	NR	6,000
1.00	46228	RS C139 FEB-CS Diving Services	214001	5211174000	NR	2144	10,500
3.00		Total	530104	-	Cont Serv - Diving Services		\$30,500
1.00	17172	Pump Station Maintenance	214001	5210173100	NR	2144	1,201
1.00	46434	RS STA 1W Ex2-Gator Services (Rev)	214001	5210173100	NR	2144	1,400
1.00	17165	Pump Station Maintenance	214001	5211174000	NR	2144	1,102
1.00	46229	RS C139 FEB-CS Alligator Protect	214001	5211174000	NR	2144	500
4.00		Total	530106	-	Cont Serv - Alligator Protection Services		\$4,203
1.00	46435	RS STA 1W Ex2-Grading (Rev)	214001	5210173100	NR	2144	23,213
1.00	46230	RS C139 FEB-CS Road Grading	214001	5211174000	NR	2144	17,500
2.00		Total	530116	-	Cont Serv - Road Grading Services		\$40,713
1.00	17191	Pump Station Maintenance	214001	5210173100	NR	2144	21,457

DISTRICT EVERGLADES PROGRAM

BB47 PUMP STATION MAINTENANCE

Qty	Item	Name	Fund	FundCenter	Fund Prg	Grant	Amount
1.00	46231	HL G200 PS-CS Electrical Service	217000	5211174000	NR	NR	11,500
1.00	17184	Pump Station Maintenance	214001	5211174000	NR	2144	6,869
1.00	46232	RS C139 FEB-CS Electrical Service	214001	5211174000	NR	2144	12,500
4.00		Total 530120 - Cont Serv - Electrical Services					\$52,326
1.00	17197	Pump Station Maintenance	214001	5210173100	NR	2144	10,723
1.00	17194	Pump Station Maintenance	214001	5211174000	NR	2144	500
2.00		Total 530121 - Cont Serv - Water and Sewer Services					\$11,223
1.00	46233	HL G200 PS-CS Nuisance Wildlife	217000	5211174000	NR	NR	450
1.00	17216	Levee Maintenance	214001	5211174000	NR	2144	15,294
2.00		Total 530401 - Cont Serv - Exotic Nuisance Wildlife					\$15,744
1.00	46436	RS STA 1W Ex2-Mowing Canals/Levees (Rev)	214001	5210173100	NR	2144	4,200
1.00		Total 530403 - Cont Serv - Mowing Canals/Levees					\$4,200
1.00	17247	Pump Station Maintenance	214001	5210173100	NR	2144	16,720
1.00	46437	RS L8 Res-Lawn Maint PS & Divid	214001	5210173100	NR	2144	4,600
1.00	46438	RS STA 1W Ex2-Mowing Structures (Rev)	214001	5210173100	NR	2144	2,736
1.00	46234	HL G200 PS-CS Mowing Structure/PS	217000	5211174000	NR	NR	4,500
1.00	17236	Pump Station Maintenance	214001	5211174000	NR	2144	31,865
1.00	46235	RS C139 FEB-CS Mowing Struture/PS	214001	5211174000	NR	2144	4,500
6.00		Total 530404 - Cont Serv - Mowing Field Stations/Pump Stations					\$64,921
1.00	17260	Pump Station Maintenance	214001	5210173100	NR	2144	5,532
1.00	46439	RS L8 Res-PS A/C Maint Inspect	214001	5210173100	NR	2144	1,500
1.00	46440	RS L8 Res-Vibration Analysis	214001	5210173100	NR	2144	900
1.00	46441	RS STA 1W Ex2-Annual Crane Inspections	214001	5210173100	NR	2144	900
1.00	17254	Pump Station Maintenance	214001	5211174000	NR	2144	3,168
1.00	46236	RS C139 FEB-CS P&S Vibration Analysis	214001	5211174000	NR	2144	1,500
6.00		Total 530405 - Cont Serv - Equipment Inspections					\$13,500
1.00	46442	RS L8 Res-Shop Tool Repair	214001	5210173100	NR	2144	125

DISTRICT EVERGLADES PROGRAM

BB47 PUMP STATION MAINTENANCE

Qty	Item	Name	Fund	FundCenter	Fund Prg	Grant	Amount
1.00	46443	RS L8 Res-Shop Trades Support	214001	5210173100	NR	2144	2,500
1.00	46444	RS STA 1W Ex1-Fire Extinguisher Service	214001	5210173100	NR	2144	80
1.00	46445	RS STA 1W Ex1-Fire Rescue Inspection	214001	5210173100	NR	2144	120
1.00	46446	RS STA 1W Ex2-Fire Extinguisher Service	214001	5210173100	NR	2144	600
1.00	46447	RS STA 1W Ex2-Fire Rescue Inspection	214001	5210173100	NR	2144	120
1.00	46448	RS STA 1W Ex2-Maintenance and Repairs	214001	5210173100	NR	2144	7,125
1.00	46237	HL G200 PS-CS Maint. & Repair	217000	5211174000	NR	NR	3,500
1.00	46238	HL G200 PS-CS Vibrartion Analysis	217000	5211174000	NR	NR	400
1.00	46239	RS C139 FEB-CS Maint. & Repair	214001	5211174000	NR	2144	5,500
1.00	46240	RS Ops-O&M Impact (pump to A1 FEB)	214001	5211174000	NR	2144	132,250
1.00	46241	STA 5/6 Lk O-PH1 CS Maint & Repair	217000	5211174000	NR	NR	2,500
12.00		Total 530600 - Cont Serv - Maintenance and Repairs					\$154,820
1.00	17285	Pump Station Maintenance	214001	5210173100	NR	2144	45,711
1.00	46449	RS L8 Res-Electric Motors Rep	214001	5210173100	NR	2144	12,500
1.00	46450	RS STA 1W Ex2-Vibration Analysis	214001	5210173100	NR	2144	500
1.00	17277	Pump Station Maintenance	214001	5211174000	NR	2144	95,000
1.00	46242	RS C139 FEB-CS M&R District Works	214001	5211174000	NR	2144	15,500
5.00		Total 530606 - Cont Serv - Maint & Repairs - District Works					\$169,211
1.00	46451	RS STA 1W Ex2-M&R Vehicles	214001	5210173100	NR	2144	1,725
1.00		Total 530608 - Cont Serv - Maint & Repairs - Vehicles					\$1,725
1.00	26018	Pump Station Maintenance	214001	5210173100	NR	2144	10,000
1.00	23034	Pump Station Maintenance	214001	5210173100	NR	2144	15,000
1.00	46452	RS L8 Res-RCP Drain Maint (Rev)	214001	5210173100	NR	2144	9,500
1.00	46453	RS STA 1W Ex1-A/C Repairs	214001	5210173100	NR	2144	200
1.00	17374	Pump Station Maintenance	214001	5211174000	NR	2144	10,039
5.00		Total 530611 - Cont Serv - Maint and Repairs Equipment					\$44,739
1.00	46243	RS C139 FEB-CS Equipment Rental	214001	5211174000	NR	2144	2,500
1.00		Total 530700 - Cont Serv - Equipment Rentals					\$2,500
1.00	17417	Pump Station Maintenance	214001	5210173100	NR	2144	15,202
1.00	46454	RS STA 1W Ex1-Build Maint & Repairs	214001	5210173100	NR	2144	1,815

DISTRICT EVERGLADES PROGRAM

BB47 PUMP STATION MAINTENANCE

Qty	Item	Name	Fund	FundCenter	Fund Prg	Grant	Amount
1.00	46455	RS STA 1W Ex1-Signs	214001	5210173100	NR	2144	300
1.00	46456	RS STA 1W Ex2-Build Maint & Repairs	214001	5210173100	NR	2144	1,815
1.00	46457	RS STA 1W Ex2-General Maintenance	214001	5210173100	NR	2144	1,950
1.00	46458	RS STA 1W Ex2-Signs	214001	5210173100	NR	2144	300
1.00	17408	Pump Station Maintenance	214001	5211174000	NR	2144	8,690
1.00	46244	RS C139 FEB-CS General Maint.	214001	5211174000	NR	2144	11,500
1.00	46245	STA 5/6 Lk O-PH1 CS General Maintenance	217000	5211174000	NR	NR	2,500
9.00		Total 531100 - Cont Serv - General Maintenance					\$44,072
1.00	17440	Pump Station Maintenance	214001	5210173100	NR	2144	12,559
1.00	17434	Pump Station Maintenance	214001	5211174000	NR	2144	10,349
1.00	46246	RS C139 FEB-CS Security	214001	5211174000	NR	2144	2,000
3.00		Total 531102 - Cont Serv - Security Services					\$24,908
1.00	17473	Pump Station Maintenance	214001	5210173100	NR	2144	3,217
1.00	17456	Pump Station Maintenance	214001	5211174000	NR	2144	2,145
1.00	46247	RS C139 FEB-CS Waste Disposal	214001	5211174000	NR	2144	2,500
3.00		Total 531103 - Cont Serv - Waste Disposal Services					\$7,862
1.00	46459	RS STA 1W Ex2-Inventory Chemicals (Rev)	214001	5210173100	NR	2144	6,916
1.00		Total 540010 - Oper Expense - Inventory Chemicals					\$6,916
1.00	46460	RS STA 1W Ex2-Fuel	217000	5210173100	NR	NR	147,250
1.00	46248	RS C139 FEB-OE Inventory Fuels	217000	5211174000	NR	NR	15,000
1.00	46249	RS Ops-Fuel Impact (pump to A1FEB)	217000	5211174000	NR	NR	697,000
3.00		Total 540030 - Oper Expense - Inventory Other Fuels					\$859,250
1.00	17515	Pump Station Maintenance	214001	5210173100	NR	2144	42,732
1.00	46343	RS L8 Res-Lube Oil Analysis	214001	5210173100	NR	2144	195
1.00	46344	RS STA 1W Ex2-Inv Oils and Lubes (Rev)	214001	5210173100	NR	2144	15,000
1.00	46250	HL G200 PS-OE Oils and Lubes	217000	5211174000	NR	NR	550
1.00	17500	Pump Station Maintenance	214001	5211174000	NR	2144	18,529
1.00	46251	RS C139 FEB-OE Inv Oils and Lubricant	214001	5211174000	NR	2144	2,200
6.00		540040 - Oper Expense - Inventory Oils/Lubricants/Solvents					\$79,206

DISTRICT EVERGLADES PROGRAM

BB47 PUMP STATION MAINTENANCE

Qty	Item	Name	Fund	FundCenter	Fund Prg	Grant	Amount
		Total	540040	-	Oper Expense - Inventory Oils/Lubricants/Solvents		
1.00	23035	Pump Station Maintenance	214001	5210173100	NR	2144	10,000
1.00	46252	RS C139 FEB-OE inv Parts Supp.	214001	5211174000	NR	2144	5,000
2.00		Total	540050	-	Oper Expense - Inventory Parts and Supplies		\$15,000
1.00	46345	RS STA 1W Ex1-Instrumentation Ref. Train	217000	5210173100	NR	NR	300
1.00	46346	RS STA 1W Ex2-Instrumentation Ref. Train	217000	5210173100	NR	NR	300
2.00		Total	541100	-	Oper Expense - Books/Subscriptions		\$600
1.00	17604	Pump Station Maintenance	214001	5210173100	NR	2144	3,732
1.00	46347	RS L8 Res-Metal Products Trades	214001	5210173100	NR	2144	820
1.00	46348	RS STA 1W Ex1-Metal Products Trades Supp	214001	5210173100	NR	2144	1,200
1.00	46349	RS STA 1W Ex2-Metal Products Trades Supp	214001	5210173100	NR	2144	1,200
1.00	17583	Pump Station Maintenance	214001	5211174000	NR	2144	5,000
5.00		Total	541300	-	Oper Expense - Construction Materials		\$11,952
1.00	17643	Pump Station Maintenance	217000	5210173100	NR	NR	2,831
1.00	17638	Pump Station Maintenance	217000	5211174000	NR	NR	2,830
2.00		Total	541301	-	Oper Expense - District Uniforms		\$5,661
1.00	46253	RS C139 FEB-OE Safety Shoes	217000	5211174000	NR	NR	2,500
1.00		Total	541302	-	Oper Expense - Safety Shoes		\$2,500
1.00	15401	Pump Station Maintenance	217000	5210173100	NR	NR	2,900
1.00	17704	Pump Station Maintenance	217000	5210173100	NR	NR	5,147
1.00	46350	RS L8 Res-Electrical Supples	217000	5210173100	NR	NR	200
1.00	46351	RS L8 Res-Tools/Equip/PPE (HEO)	217000	5210173100	NR	NR	1,500
1.00	46352	RS L8 Res-Trades Support Tools	217000	5210173100	NR	NR	80
1.00	46353	RS STA 1W Ex1-ToolsElectrical (Rev)	217000	5210173100	NR	NR	600
1.00	46354	RS STA 1W Ex2-Fleet Tech Tools & PPE	217000	5210173100	NR	NR	30,000
		Total	541400	-	Oper Expense - Tools/Equipment/PPE		

DISTRICT EVERGLADES PROGRAM

BB47 PUMP STATION MAINTENANCE

Qty	Item	Name	Fund	FundCenter	Fund Prg	Grant	Amount
1.00	46355	RS STA 1W Ex2-Tool/Equip/PPE(Fleet Tech)	217000	5210173100	NR	NR	30,000
1.00	46356	RS STA 1W Ex2-Tools/Equipment/PPE	217000	5210173100	NR	NR	500
1.00	46357	RS STA 1W Ex2-ToolsElectrical	217000	5210173100	NR	NR	750
1.00	17698	Pump Station Maintenance	217000	5211174000	NR	NR	5,476
1.00	46254	RS C139 FEB-OE Tools Equip. PPE	217000	5211174000	NR	NR	4,200
1.00	46255	RS C139 FEB-Tools/Equip/PPE (SDEO)	217000	5211174000	NR	NR	2,500
13.00		Total 541400 - Oper Expense - Tools/Equipment/PPE					\$83,853
1.00	46358	RS L8 Res-M&R Emergency Generat	214001	5210173100	NR	2144	1,090
1.00	46359	RS L8 Res-Oil Absorbent Rags	214001	5210173100	NR	2144	365
1.00	46362	RS L8 Res-PS Motor & Gearbox	214001	5210173100	NR	2144	2,945
1.00	46360	RS L8 Res-Parts & Fittings	214001	5210173100	NR	2144	2,000
1.00	46361	RS L8 Res-Parts & Supplies Repl	214001	5210173100	NR	2144	365
1.00	46363	RS L8 Res-RCP Drain P&S	214001	5210173100	NR	2144	2,500
1.00	46364	RS L8 Res-Trades Support Equip	214001	5210173100	NR	2144	1,000
1.00	46365	RS STA 1W Ex1-Oil Absorbent Rags	214001	5210173100	NR	2144	1,200
1.00	46366	RS STA 1W Ex1-PM's Emergency Generator	214001	5210173100	NR	2144	1,465
1.00	46367	RS STA 1W Ex1-Replenish Pipe Fit Bins	214001	5210173100	NR	2144	725
1.00	46368	RS STA 1W Ex2-Oil Absorbent Rags	214001	5210173100	NR	2144	1,200
1.00	46370	RS STA 1W Ex2-PM's Emergency Gen	214001	5210173100	NR	2144	1,465
1.00	46369	RS STA 1W Ex2-Parts and Supplies	214001	5210173100	NR	2144	62,230
1.00	46371	RS STA 1W Ex2-Replenish Pipe Fit Bins	214001	5210173100	NR	2144	725
1.00	46256	HL G200 PS-OE Parts Supp.	217000	5211174000	NR	NR	11,000
1.00	46257	RS C139 FEB-OE Parts Supp.	214001	5211174000	NR	2144	8,000
16.00		Total 541500 - Oper Expense - Parts and Supplies					\$98,275
1.00	46372	RS L8 Res-Tires for Vehicles	214001	5210173100	NR	2144	3,000
1.00		Total 541502 - Oper Expense - Parts,Supp - Fleet					\$3,000
1.00	17845	Pump Station Maintenance	214001	5210173100	NR	2144	4,970
1.00	46373	RS L8 Res-Buildings & Grounds	214001	5210173100	NR	2144	365
1.00	46374	RS L8 Res-General Maintenance	214001	5210173100	NR	2144	435
1.00	17842	Pump Station Maintenance	214001	5211174000	NR	2144	29,531
1.00	46258	RS C139 FEB-OE Building & Grounds P&S	214001	5211174000	NR	2144	12,500

DISTRICT EVERGLADES PROGRAM

BB47 PUMP STATION MAINTENANCE

Qty	Item	Name	Fund	FundCenter	Fund Prg	Grant	Amount
5.00		Total	541503	-	Oper Expense - Parts,Supp - Build & Ground Equip		\$47,801
1.00	17878	Pump Station Maintenance	214001	5210173100	NR	2144	91,051
1.00	46375	RS L8 Res-Electric Motor Parts	214001	5210173100	NR	2144	2,000
1.00	46376	RS L8 Res-Electrical P&S PS	214001	5210173100	NR	2144	3,815
1.00	46377	RS L8 Res-Instrumentation Repla	214001	5210173100	NR	2144	3,000
1.00	46378	RS STA 1W Ex1-P&S Electricial	214001	5210173100	NR	2144	9,075
1.00	46379	RS STA 1W Ex2-P&S Electricial	214001	5210173100	NR	2144	11,000
1.00	46259	HL G200 PS-OE P&S Electrical	217000	5211174000	NR	NR	10,500
1.00	17875	Pump Station Maintenance	214001	5211174000	NR	2144	81,984
1.00	46260	RS C139 FEB-OE P&S Electrical	214001	5211174000	NR	2144	6,000
1.00	46261	STA 5/6 Lk O-PH1 OE P&S Electrical	217000	5211174000	NR	NR	3,500
10.00		Total	541505	-	Oper Expense - Parts,Supp - Electrical/Electronic		\$221,925
1.00	17919	Pump Station Maintenance	214001	5210173100	NR	2144	3,701
1.00	17916	Pump Station Maintenance	214001	5211174000	NR	2144	5,970
1.00	46262	RS C139 FEB-OE P&S Security Equip.	214001	5211174000	NR	2144	2,000
3.00		Total	541511	-	Oper Expense - Parts and Supplies Security Equipment		\$11,671
1.00	17119	DOC SCADA & Element Replacement	214001	5003170600	NR	2144	10,000
1.00	46796	Operations and Maintenance Clewiston FS	214001	5003170600	NR	2144	189,407
1.00	17943	Pump Station Maintenance	214001	5210173100	NR	2144	113,961
1.00	46263	HL G200 PS-OE P&S Water Control	217000	5211174000	NR	NR	15,800
1.00	46915	Operations and Maintenance Clewiston FS	217000	5211174000	NR	NR	60,593
1.00	17941	Pump Station Maintenance	214001	5211174000	NR	2144	140,165
1.00	46264	RS C139 FEB-OE P&S Water Control	214001	5211174000	NR	2144	16,500
1.00	46265	RS Ops-OE Parts Supp.	214001	5211174000	NR	2144	120,495
1.00	46266	STA 5/6 Lk O-PH1 OE P&S Water Control	217000	5211174000	NR	NR	3,500
9.00		Total	541512	-	Oper Expense - Parts and Supplies Water Control Structure		\$670,421
1.00	46267	RS C139 FEB-OE Attractive Item	217000	5211174000	NR	NR	2,500
1.00		Total	541590	-	Oper Expense - Attractive Items		\$2,500
1.00	17972	Pump Station Maintenance	214001	5210173100	NR	2144	15,012
1.00	17968	Pump Station Maintenance	214001	5211174000	NR	2144	1,000

DISTRICT EVERGLADES PROGRAM

BB47 PUMP STATION MAINTENANCE

Qty	Item	Name	Fund	FundCenter	Fund Prg	Grant	Amount
2.00		Total	541600	-	Oper Expense - Rent/Lease Equipment		\$16,012
1.00	18018	Pump Station Maintenance	217000	5210173100	NR	NR	129
1.00	46380	RS L8 Res-CDL (1 FTE)	217000	5210173100	NR	NR	180
1.00	46381	RS STA 1W Ex1-Journeyman	217000	5210173100	NR	NR	250
1.00	46382	RS STA 1W Ex2-Journeyman	217000	5210173100	NR	NR	250
4.00		Total	542400	-	Oper Expense - Professional Licenses		\$809
1.00	46268	RS C139 FEB-OE Waste Disposal Fee	214001	5211174000	NR	2144	1,650
1.00		Total	543302	-	Oper Expense - Waste Disposal Fees		\$1,650
1.00	46383	RS STA 1W Ex1-Structures Electricity	214001	5210173100	NR	2144	3,450
1.00	46384	RS STA 1W Ex2-Electrical Service	214001	5210173100	NR	2144	104,460
1.00	46269	HL G200 PS-OE Electrical Service	217000	5211174000	NR	NR	236,500
1.00	46270	RS C139 FEB-OE Electrical Service	214001	5211174000	NR	2144	410,000
1.00	46271	STA 5/6 Lk O-PH1 OE Electrical Service	217000	5211174000	NR	NR	95,000
5.00		Total	543701	-	Oper Expense - Electrical Service		\$849,410
1.00	46385	RS STA 1W Ex2-Freight	217000	5210173100	NR	NR	1,500
1.00	46272	RS C139 FEB-OE Freight	217000	5211174000	NR	NR	1,500
2.00		Total	543800	-	Oper Expense - Freight		\$3,000
1.00	15405	Pump Station Maintenance	424001	5211174000	NR	2144	18,730
1.00		Total	589300	-	Capital Outlay - Equipment		\$18,730
1.00	45920	EAA A2 STA-1T U/B 4WD (Struct Maint)	424001	5005170400	NR	2144	71,500
1.00	45921	RS C139 FEB-3/4T P/U 4WD (DIES EN PS)	424001	5005170400	NR	2144	97,000
1.00	45922	RS C139 FEB-3/4T P/U 4WD (SDEO)	424001	5005170400	NR	2144	54,000
1.00	45923	RS C139 FEB-Pressur Cleaner/Trailer	424001	5005170400	NR	2144	22,000
1.00	45924	RS C139 FEB-UTV side by Side 4WD	424001	5005170400	NR	2144	30,000
5.00		Total	589500	-	Capital Outlay - Vehicles		\$274,500
		Total			PUMP STATION MAINTENANCE		\$6,766,036

DISTRICT EVERGLADES PROGRAM

BB48 PUMP STATION REFURBISHMENT

Qty	Item	Name	Fund	FundCenter	Fund Prg	Grant	Amount
1.00	46386	RS L8 Res-Machine Shop M&R	214001	5210173100	NR	2144	650
1.00		Total 530600 - Cont Serv - Maintenance and Repairs					\$650
1.00	17642	Pump Station Refurbishment	217000	5210173100	NR	NR	257
1.00		Total 541301 - Oper Expense - District Uniforms					\$257
1.00	17703	Pump Station Refurbishment	217000	5210173100	NR	NR	643
1.00		Total 541400 - Oper Expense - Tools/Equipment/PPE					\$643
1.00	46273	RS C139 FEB-OE P&S other	214001	5211174000	NR	2144	5,000
1.00		Total 541513 - Oper Expense - Parts and Supplies Other					\$5,000
		Total PUMP STATION REFURBISHMENT					\$6,550

DISTRICT EVERGLADES PROGRAM

BB50 LEVEE MAINTENANCE

Qty	Item	Name	Fund	FundCenter	Fund Prg	Grant	Amount
3.55	Total	510100 - Salaries and Wages - Regular					\$209,596
3.55	Total	520900 - Fringe Benefits - FICA Taxes Employer Share					\$16,033
3.55	Total	521010 - Fringe Benefits - FRS Retirement Contrib					\$29,075
3.55	Total	521110 - Fringe Benefits - Medical Insurance					\$58,169
3.55	Total	521120 - Fringe Benefits - Dental Insurance					\$4,331
3.55	Total	521130 - Fringe Benefits - Vision Insurance					\$484
3.55	Total	521140 - Fringe Benefits - Accidental Death Dismemberment					\$55
3.55	Total	521150 - Fringe Benefits - Long-Term Disability					\$710
3.55	Total	521160 - Fringe Benefits - Life Insurance					\$881
1.00	17176	Levee Maintenance	214001	5210173100	NR	2144	63,888
1.00	46387	RS STA 1W Ex1-Road Grading (Rev)	214001	5210173100	NR	2144	13,200
1.00	46274	RS A1 FEB-CS Road Grading	214001	5211174000	NR	2144	12,500
3.00	Total	530116 - Cont Serv - Road Grading Services					\$89,588
1.00	17219	Levee Maintenance	214001	5210173100	NR	2144	1,029
1.00	Total	530401 - Cont Serv - Exotic Nuisance Wildlife					\$1,029
1.00	46388	RS STA 1W Ex1-Guardrails	214001	5210173100	NR	2144	70,000
1.00	17265	Levee Maintenance	214001	5211174000	NR	2144	2,501
2.00	Total	530600 - Cont Serv - Maintenance and Repairs					\$72,501
1.00	46275	RS A1 FEB-CS Equipment Rental	214001	5211174000	NR	2144	5,500
1.00	Total	530700 - Cont Serv - Equipment Rentals					\$5,500

DISTRICT EVERGLADES PROGRAM

BB50 LEVEE MAINTENANCE

Qty	Item	Name	Fund	FundCenter	Fund Prg	Grant	Amount
1.00	46389	RS STA 1W Ex1-Fuel CLV Vehicles	217000	5210173100	NR	NR	6,000
1.00	46390	RS STA 1W Ex2-Fuel CLV Vehicles	217000	5210173100	NR	NR	6,000
2.00		Total 540030 - Oper Expense - Inventory Other Fuels					\$12,000
1.00	17606	Levee Maintenance	214001	5210173100	NR	2144	20,515
1.00	46391	RS L8 Res-Levee / Berm M&R	214001	5210173100	NR	2144	7,500
1.00	46392	RS STA 1W Ex1-Levee Berm Maint Rep Agg	214001	5210173100	NR	2144	7,000
1.00	46393	RS STA 1W Ex2-Levee Berm Maint Rep Agreg	214001	5210173100	NR	2144	6,000
1.00	17585	Levee Maintenance	214001	5211174000	NR	2144	15,000
1.00	46276	RS A1 FEB-OE Construction Material	214001	5211174000	NR	2144	80,000
1.00	46277	RS C139 FEB-OE Construction Material	214001	5211174000	NR	2144	8,000
7.00		Total 541300 - Oper Expense - Construction Materials					\$144,015
1.00	17663	Levee Maintenance	217000	5210173100	NR	NR	514
1.00		Total 541301 - Oper Expense - District Uniforms					\$514
1.00	17727	Levee Maintenance	217000	5210173100	NR	NR	643
1.00	46394	RS STA 1W Ex1-ToolsCLV (Rev)	217000	5210173100	NR	NR	800
1.00	46395	RS STA 1W Ex2-Tools CLV	217000	5210173100	NR	NR	700
3.00		Total 541400 - Oper Expense - Tools/Equipment/PPE					\$2,143
1.00	46396	RS L8 Res-Canal / Levee Maint	214001	5210173100	NR	2144	1,090
1.00		Total 541500 - Oper Expense - Parts and Supplies					\$1,090
1.00	17738	Levee Maintenance	214001	5210173100	NR	2144	648
1.00	46397	RS L8 Res-Seed & Sod (Rev)	214001	5210173100	NR	2144	550
1.00	17734	Levee Maintenance	214001	5211174000	NR	2144	1,289
1.00	46278	RS C139 FEB-OE P&S Agricultural	214001	5211174000	NR	2144	500
4.00		Total 541501 - Oper Expense - Parts,Supp - Agricultural					\$2,987
1.00	17931	Levee Maintenance	214001	5210173100	NR	2144	3,318
1.00	17917	Levee Maintenance	214001	5211174000	NR	2144	21
2.00		Total 541511 - Oper Expense - Parts and Supplies Security Equipment					\$3,339

DISTRICT EVERGLADES PROGRAM

BB50 LEVEE MAINTENANCE

Qty	Item	Name	Fund	FundCenter	Fund Prg	Grant	Amount
1.00	24648	P&S Canal Levee	214001	5210173100	NR	2144	5,000
1.00		Total 541515 - Oper Expense - Parts, Supp - Canal Levee					\$5,000
1.00	17970	Levee Maintenance	214001	5211174000	NR	2144	1,000
1.00	46279	RS A1 FEB-OE Equipment Rental	214001	5211174000	NR	2144	50,000
1.00	46280	RS C139 FEB-OE Equipment Rental	214001	5211174000	NR	2144	5,500
3.00		Total 541600 - Oper Expense - Rent/Lease Equipment					\$56,500
1.00	18052	Levee Maintenance	214001	5210173100	NR	2144	189
1.00	18048	Levee Maintenance	214001	5211174000	NR	2144	412
2.00		Total 543302 - Oper Expense - Waste Disposal Fees					\$601
1.00	45925	RS C139 FEB-3/4T P/U 4WD (HEO)	424001	5005170400	NR	2144	56,000
1.00		Total 589500 - Capital Outlay - Vehicles					\$56,000
		Total LEVEE MAINTENANCE					\$772,141

DISTRICT EVERGLADES PROGRAM

Qty	Item	Name	Fund	FundCenter	Fund Prg	Grant	Amount	
.20		Total	510100	-	Salaries and Wages - Regular		\$12,447	
.20		Total	520900	-	Fringe Benefits - FICA Taxes Employer Share		\$952	
.20		Total	521010	-	Fringe Benefits - FRS Retirement Contrib		\$1,696	
.20		Total	521110	-	Fringe Benefits - Medical Insurance		\$3,277	
.20		Total	521120	-	Fringe Benefits - Dental Insurance		\$244	
.20		Total	521130	-	Fringe Benefits - Vision Insurance		\$27	
.20		Total	521140	-	Fringe Benefits - Accidental Death Dismemberment		\$3	
.20		Total	521150	-	Fringe Benefits - Long-Term Disability		\$40	
.20		Total	521160	-	Fringe Benefits - Life Insurance		\$51	
1.00	17229	Mowing	214001	5210173100	NR	2144	174,960	
1.00	46398	RS L8 Res-CS Flat Mowing (Rev)	214001	5210173100	NR	2144	9,600	
1.00	46399	RS L8 Res-CS Slope Mowing (Rev)	214001	5210173100	NR	2144	30,000	
1.00	46400	RS STA 1W Ex1-Flat Mowing Contract (Rev)	214001	5210173100	NR	2144	23,838	
1.00	46401	RS STA 1W Ex1-Side Slope Mowing Con	214001	5210173100	NR	2144	43,560	
1.00	17225	Mowing	214001	5211174000	NR	2144	128,218	
1.00	46281	RS A1 FEB-CS Mowing Canals/Levees	214001	5211174000	NR	2144	18,125	
1.00	46282	RS C139 FEB-CS Mowing Canals/Levees	214001	5211174000	NR	2144	52,870	
8.00		Total	530403	-	Cont Serv - Mowing Canals/Levees		\$481,171	
		Total	MOWING					\$499,908

DISTRICT EVERGLADES PROGRAM

BB52 TREE MANAGEMENT

Qty	Item	Name	Fund	FundCenter	Fund Prg	Grant	Amount
1.00	30661	CS Tree Mgt Serv	214001	5211174000	NR	2144	15,000
1.00		Total	530402	-	Cont Serv - Tree Management Services		\$15,000
		Total			TREE MANAGEMENT		\$15,000

DISTRICT EVERGLADES PROGRAM

BB53 CANAL MAINTENANCE

Qty	Item	Name	Fund	FundCenter	Fund Prg	Grant	Amount
1.25		Total	510100	-	Salaries and Wages - Regular		\$68,455
1.00		Total	511100	-	Salaries and Wages - Overtime		\$14,124
2.25		Total	520900	-	Fringe Benefits - FICA Taxes Employer Share		\$6,319
2.25		Total	521010	-	Fringe Benefits - FRS Retirement Contrib		\$11,255
1.25		Total	521110	-	Fringe Benefits - Medical Insurance		\$20,482
1.25		Total	521120	-	Fringe Benefits - Dental Insurance		\$1,525
1.25		Total	521130	-	Fringe Benefits - Vision Insurance		\$171
1.25		Total	521140	-	Fringe Benefits - Accidental Death Dismemberment		\$19
1.25		Total	521150	-	Fringe Benefits - Long-Term Disability		\$250
1.25		Total	521160	-	Fringe Benefits - Life Insurance		\$303
1.00	17639	Canal Maintenance	214001	5211174000	NR	2144	10,257
1.00	17175	Levee Maintenance	214001	5211174000	NR	2144	95,800
2.00		Total	530116	-	Cont Serv - Road Grading Services		\$106,057
1.00	17700	Canal Maintenance	214001	5211174000	NR	2144	19,643
1.00		Total	530403	-	Cont Serv - Mowing Canals/Levees		\$19,643
1.00	17664	Canal Maintenance	217000	5210173100	NR	NR	1,029
1.00		Total	541301	-	Oper Expense - District Uniforms		\$1,029
1.00	46283	RS C139 FEB-OE Safety Shoes	217000	5211174000	NR	NR	2,500
1.00		Total	541302	-	Oper Expense - Safety Shoes		\$2,500

DISTRICT EVERGLADES PROGRAM

BB53 CANAL MAINTENANCE

Qty	Item	Name	Fund	FundCenter	Fund Prg	Grant	Amount
1.00	17729	Canal Maintenance	217000	5210173100	NR	NR	1,930
1.00	46284	RS L8 Res-PPE / ApparelStores	217000	5210173100	NR	NR	100
1.00	46285	RS L8 Res-Veg Mgmt Tools	217000	5210173100	NR	NR	80
1.00	46286	RS STA 1W Ex2-HEO Tools	217000	5210173100	NR	NR	1,500
1.00	46287	RS STA 1W Ex2-Tools/Equip/PPE (HEO)	217000	5210173100	NR	NR	1,500
1.00	46167	RS C139 FEB-Tools/Equip/PPE (SDEO)	217000	5211174000	NR	NR	2,500
6.00		Total 541400 - Oper Expense - Tools/Equipment/PPE					<u>7,610</u>
1.00	46288	RS STA 1W Ex1-VMF Parts & Fittings CLV	214001	5210173100	NR	2144	950
1.00	46289	RS STA 1W Ex2-VMF Parts & Fittings CLV	214001	5210173100	NR	2144	950
2.00		Total 541502 - Oper Expense - Parts,Supp - Fleet					<u>1,900</u>
1.00	18026	Canal Maintenance	217000	5210173100	NR	NR	258
1.00		Total 542400 - Oper Expense - Professional Licenses					<u>258</u>
1.00	45919	RS STA 1W Ex2-3/4T P/U 4WD (HEO)	424001	5005170400	NR	2144	56,000
1.00		Total 589500 - Capital Outlay - Vehicles					<u>56,000</u>
		Total CANAL MAINTENANCE					<u>\$317,900</u>

DISTRICT EVERGLADES PROGRAM

Qty	Item	Name	Fund	FundCenter	Fund Prg	Grant	Amount	
1.00		Total	511100	-	Salaries and Wages - Overtime		\$14,124	
1.00		Total	520900	-	Fringe Benefits - FICA Taxes Employer Share		\$1,080	
1.00		Total	521010	-	Fringe Benefits - FRS Retirement Contrib		\$1,925	
1.00	46290	RS L8 Res-VM Oil Change	217000	5210173100	NR	NR	560	
1.00	46291	RS STA 1W Ex1-Oil Change (Outsourcing)	217000	5210173100	NR	NR	2,665	
1.00	46292	RS STA 1W Ex1-WPBFS Fleet Support	217000	5210173100	NR	NR	7,350	
1.00	46293	RS STA 1W Ex2-Oil Change (Outsourcing)	217000	5210173100	NR	NR	2,665	
4.00		Total	530608	-	Cont Serv - Maint & Repairs - Vehicles		\$13,240	
1.00	46294	RS STA 1W Ex1-WPBFS AOR Tires	217000	5210173100	NR	NR	3,000	
1.00	46295	RS STA 1W Ex2-WPBFS AOR Tires	217000	5210173100	NR	NR	3,000	
2.00		Total	541502	-	Oper Expense - Parts,Supp - Fleet		\$6,000	
		Total	FLEET EQUIPMENT MAINTENANCE					\$36,369

DISTRICT EVERGLADES PROGRAM

BB62 TELEMETRY MAINTENANCE

Qty	Item	Name	Fund	FundCenter	Fund Prg	Grant	Amount
3.95		Total 510100 - Salaries and Wages - Regular					\$276,125
1.00		Total 511100 - Salaries and Wages - Overtime					\$10,000
4.95		Total 520900 - Fringe Benefits - FICA Taxes Employer Share					\$21,890
4.95		Total 521010 - Fringe Benefits - FRS Retirement Contrib					\$42,596
3.95		Total 521110 - Fringe Benefits - Medical Insurance					\$64,723
3.95		Total 521120 - Fringe Benefits - Dental Insurance					\$4,819
3.95		Total 521130 - Fringe Benefits - Vision Insurance					\$543
3.95		Total 521140 - Fringe Benefits - Accidental Death Dismemberment					\$60
3.95		Total 521150 - Fringe Benefits - Long-Term Disability					\$790
3.95		Total 521160 - Fringe Benefits - Life Insurance					\$974
3.00		Total 529990 - Fringe Benefits - Other Personnel Benefits					\$12,299
1.00	12350	Cont Serv - STA RTU Maint/Repair	214001	5511184600	NR	2144	45,193
1.00	12709	Cont Serv - Vegetation Mgmt	214001	5511184600	NR	2144	9,333
1.00	34041	SB1638 SCADA StillWell/Platform STA 5/6	214001	5613222000	101100	2144	2,323,330
3.00		Total 530100 - Cont Serv - External Provider					\$2,377,856
1.00	16192	Cont Serv- Wildlife Protection Svcs	214001	5511184600	NR	2144	9,000
1.00		Total 530106 - Cont Serv - Alligator Protection Services					\$9,000
1.00	15111	Cont Serv - STA Maintenance/Repair	214001	5511184600	NR	2144	36,000
1.00		Total 530600 - Cont Serv - Maintenance and Repairs					\$36,000

DISTRICT EVERGLADES PROGRAM

BB62 TELEMETRY MAINTENANCE

Qty	Item	Name	Fund	FundCenter	Fund Prg	Grant	Amount
1.00	17387	MOSCAD, Security, & Telemetry	217000	5210173100	NR	NR	2,053
1.00	17375	MOSCAD, Security, & Telemetry	217000	5211174000	NR	NR	275
2.00		Total 530611 - Cont Serv - Maint and Repairs Equipment					\$2,328
1.00	17418	MOSCAD, Security, & Telemetry	217000	5210173100	NR	NR	2,052
1.00	17409	MOSCAD, Security, & Telemetry	217000	5211174000	NR	NR	368
2.00		Total 531100 - Cont Serv - General Maintenance					\$2,420
1.00	15252	Oper Exp - Inventory Parts	214001	5511184600	NR	2144	28,519
1.00	46204	RS A1 FEB-Campbell RTU Site Maint (3)	217000	5511184600	NR	NR	11,340
1.00	46205	RS A1 FEB-MotorolaRTU Site Maint (14)	217000	5511184600	NR	NR	67,620
1.00	46206	RS L8 Res-Campbell RTU (9)	217000	5511184600	NR	NR	34,020
1.00	46207	RS L8 Res-MotorolaRTU (3)	217000	5511184600	NR	NR	14,490
1.00	46208	RS S375-MotorolaRTU Site Maint (1)	217000	5511184600	NR	NR	4,830
1.00	46209	RS STA 1W Ex1-MotorolaRTU Site Maint (9)	217000	5511184600	NR	NR	43,470
1.00	46210	RS STA 1W Ex2-MotorolaRTU Site Maint (3)	217000	5511184600	NR	NR	14,490
1.00	46211	RS STA 1W Ex2-MotorolaRTU Site Maint(12)	217000	5511184600	NR	NR	57,960
9.00		Total 540050 - Oper Expense - Inventory Parts and Supplies					\$276,739
1.00	17557	MOSCAD, Security, & Telemetry	217000	5210173100	NR	NR	343
1.00		Total 541200 - Oper Expense - Liquid Propane Fuel					\$343
1.00	17605	MOSCAD, Security, & Telemetry	217000	5210173100	NR	NR	791
1.00	17584	MOSCAD, Security, & Telemetry	217000	5211174000	NR	NR	265
2.00		Total 541300 - Oper Expense - Construction Materials					\$1,056
1.00	14351	Oper Exp - STA Tools & Equipment	217000	5511184600	NR	NR	1,800
1.00		Total 541400 - Oper Expense - Tools/Equipment/PPE					\$1,800
1.00	13341	Oper Exp - STA Parts & Supplies	217000	5511184600	NR	NR	29,824
1.00		Total 541500 - Oper Expense - Parts and Supplies					\$29,824

DISTRICT EVERGLADES PROGRAM

BB62 TELEMETRY MAINTENANCE

Qty	Item	Name	Fund	FundCenter	Fund Prg	Grant	Amount
1.00	17857	MOSCAD, Security, & Telemetry	217000	5210173100	NR	NR	984
1.00	17843	MOSCAD, Security, & Telemetry	217000	5211174000	NR	NR	216
2.00		Total 541503 - Oper Expense - Parts,Supp - Build & Ground Equip					\$1,200
1.00	17889	MOSCAD, Security, & Telemetry	217000	5210173100	NR	NR	1,249
1.00	17876	MOSCAD, Security, & Telemetry	217000	5211174000	NR	NR	87
2.00		Total 541505 - Oper Expense - Parts,Supp - Electrical/Electronic					\$1,336
1.00	17969	MOSCAD, Security, & Telemetry	217000	5211174000	NR	NR	429
1.00		Total 541600 - Oper Expense - Rent/Lease Equipment					\$429
1.00	15253	Oper Exp - Freight	217000	5511184600	NR	NR	900
1.00		Total 543800 - Oper Expense - Freight					\$900
1.00	46912	Oper Exp - Inventory Parts	217000	5511184600	NR	NR	31,844
1.00		Total 545050 - Oper Expense - Interagency Private Univ					\$31,844
		Total TELEMETRY MAINTENANCE					\$3,207,894

DISTRICT EVERGLADES PROGRAM

BB63 FLOW MONITORING & ASSESSMENT

Qty	Item	Name	Fund	FundCenter	Fund Prg	Grant	Amount
1.00	13641	QA/QC of Streamflow Data for STA's	217000	5512200000	101247	NR	26,847
1.00		Total 530100 - Cont Serv - External Provider					\$26,847
1.00	15145	Flow Rating at STA Structures	217000	3210136100	101247	NR	50,250
1.00		Total 530113 - Cont Serv - Flow Monitoring Services					\$50,250
1.00	13640	Hydrologic Data Processing	217000	5512185500	101247	NR	23,764
1.00		Total 530190 - Cont Serv - External Provider (OPS)					\$23,764
1.00	14181	Equipment Maintenance Supplies	217000	5512200000	NR	NR	10,000
1.00		Total 530600 - Cont Serv - Maintenance and Repairs					\$10,000
		Total FLOW MONITORING & ASSESSMENT					\$110,861

DISTRICT EVERGLADES PROGRAM

BB66 AQUATIC PLANT CONTROL

Qty	Item	Name	Fund	FundCenter	Fund Prg	Grant	Amount
3.70		Total 510100 - Salaries and Wages - Regular					\$277,511
3.70		Total 520900 - Fringe Benefits - FICA Taxes Employer Share					\$21,229
3.70		Total 521010 - Fringe Benefits - FRS Retirement Contrib					\$37,826
3.70		Total 521110 - Fringe Benefits - Medical Insurance					\$60,625
3.70		Total 521120 - Fringe Benefits - Dental Insurance					\$4,514
3.70		Total 521130 - Fringe Benefits - Vision Insurance					\$508
3.70		Total 521140 - Fringe Benefits - Accidental Death Dismemberment					\$56
3.70		Total 521150 - Fringe Benefits - Long-Term Disability					\$740
3.70		Total 521160 - Fringe Benefits - Life Insurance					\$952
1.00	46296	RS L8 Res-Aquatic Spray (Rev)	214001	5210173100	NR	2144	16,170
1.00	17201	Aquatic Plant Control	214001	5211174000	NR	2144	2,483
1.00	46168	RS A1 FEB-CS Aquatic Spraying	214001	5211174000	NR	2144	4,500
1.00	46169	RS C139 FEB-CS Aquatic Spraying	214001	5211174000	NR	2144	6,050
1.00	41901	Everglades STA - Veg Maint & Enhancement	214001	5415182000	NR	2144	958,246
1.00	46816	Everglades STA - Veg Maint & Enhancement	214001	5415182000	NR	2144	282,349
1.00	11107	Everglades STA - Veg Maint & Enhancement	214001	5415182000	NR	2144	572,135
1.00	11695	Everglades STA - Veg Maint & Enhancement	214001	5415182000	NR	2144	251,460
1.00	11709	Everglades STA - Veg Maint & Enhancement	214001	5415182000	NR	2144	399,973
1.00	12006	Everglades STA - Veg Maint & Enhancement	214001	5415182000	NR	2144	1,500,170
1.00	14012	Everglades STA - Veg Maint & Enhancement	214001	5415182000	NR	2144	484,523
1.00	30053	Everglades STA - Veg Maint & Enhancement	214001	5415182000	NR	2144	64,438

DISTRICT EVERGLADES PROGRAM

BB66 AQUATIC PLANT CONTROL

Qty	Item	Name	Fund	FundCenter	Fund Prg	Grant	Amount
1.00	46904	RS A1 FEB-Contract Vegetation Mgmt	217000	5415182000	NR	NR	474,736
1.00	46191	RS A1 FEB-Contract Vegetation Mgmt	214001	5415182000	NR	2144	273,264
1.00	46192	RS C139 FEB-Vegetation Mgmt	214001	5415182000	NR	2144	152,980
1.00	46193	RS L8 Res-Contract Spraying	214001	5415182000	NR	2144	50,240
1.00	46194	RS STA 1W Ex1-Contractual Spraying	214001	5415182000	NR	2144	227,790
1.00	46195	RS STA 1W Ex2-Aquatic Spraying	214001	5415182000	NR	2144	413,280
18.00		Total 530300 - Cont Serv - Aquatic Spraying					\$6,134,787
1.00	46297	RS STA 1W Ex1-STA Aquatic Spraying	214001	5210173100	NR	2144	8,000
1.00	46298	RS STA 1W Ex2-STA Aquatic Spraying	214001	5210173100	NR	2144	8,000
2.00		Total 530301 - Cont Serv - Terrestrial Spraying					\$16,000
1.00	46299	RS L8 Res-Aquatic Chem	214001	5210173100	NR	2144	3,270
1.00	46300	RS STA 1W Ex1-Aquatic Chemicals (Rev)	214001	5210173100	NR	2144	9,600
1.00	46301	RS STA 1W Ex2-Aquatic Chemicals (Rev)	214001	5210173100	NR	2144	9,600
1.00	46170	RS A1 FEB-OE Inventory Chemicals	214001	5211174000	NR	2144	2,000
1.00	46171	RS C139 FEB-OE Inventory Chemicals	214001	5211174000	NR	2144	3,650
1.00	27281	Everglades STA - Veg Mgmt Chemical	204001	5415182000	NR	NR	85,614
1.00	22709	Everglades STA - Veg Mgmt Chemical	204001	5415182000	NR	NR	76,200
1.00	12331	Everglades STA - Veg Mgmt Chemical	214001	5415182000	NR	2144	150,685
1.00	30055	Everglades STA - Veg Mgmt Chemical	204001	5415182000	NR	NR	108
1.00	16124	STA3/4 Chemicals	225000	5415182000	NR	NR	32,177
1.00	33567	Everglades STA - Veg Mgmt Chemical	204001	5415182100	NR	NR	57
11.00		Total 540010 - Oper Expense - Inventory Chemicals					\$372,961
1.00	17586	Aquatic Plant Control	214001	5211174000	NR	2144	17,500
1.00		Total 541300 - Oper Expense - Construction Materials					\$17,500
1.00	17665	Aquatic Plant Control	217000	5210173100	NR	NR	257
1.00		Total 541301 - Oper Expense - District Uniforms					\$257
1.00	17730	Aquatic Plant Control	217000	5210173100	NR	NR	643
1.00		Total 541400 - Oper Expense - Tools/Equipment/PPE					\$643
1.00	46302	RS L8 Res-Tuff Boom (Rev)	214001	5210173100	NR	2144	5,232

DISTRICT EVERGLADES PROGRAM

BB66 AQUATIC PLANT CONTROL

Qty	Item	Name	Fund	FundCenter	Fund Prg	Grant	Amount	
1.00		Total	541500	-	Oper Expense - Parts and Supplies		\$5,232	
1.00	18053	Aquatic Plant Control	214001	5210173100	NR	2144	189	
1.00		Total	543302	-	Oper Expense - Waste Disposal Fees		\$189	
1.00	11108	Everglades STA Enhancement Evaluations	214001	5415182000	NR	2144	210,408	
1.00		Total	545040	-	Oper Expense - Interagency Public Univ		\$210,408	
		Total	AQUATIC PLANT CONTROL					\$7,161,938

DISTRICT EVERGLADES PROGRAM

Qty	Item	Name	Fund	FundCenter	Fund Prg	Grant	Amount
.20		Total 510100 - Salaries and Wages - Regular					\$12,447
.20		Total 520900 - Fringe Benefits - FICA Taxes Employer Share					\$953
.20		Total 521010 - Fringe Benefits - FRS Retirement Contrib					\$1,698
.20		Total 521110 - Fringe Benefits - Medical Insurance					\$3,277
.20		Total 521120 - Fringe Benefits - Dental Insurance					\$244
.20		Total 521130 - Fringe Benefits - Vision Insurance					\$27
.20		Total 521140 - Fringe Benefits - Accidental Death Dismemberment					\$3
.20		Total 521150 - Fringe Benefits - Long-Term Disability					\$40
.20		Total 521160 - Fringe Benefits - Life Insurance					\$51
1.00	46172	STA 5/6 Lk O-PH1 CS Electrical Service	217000	5211174000	NR	NR	2,500
1.00		Total 530120 - Cont Serv - Electrical Services					\$2,500
1.00	46303	RS L8 Res-Terr Spray (Rev)	214001	5210173100	NR	2144	16,170
1.00	46304	RS STA 1W Ex1-STA Terrestrial Spraying	214001	5210173100	NR	2144	24,000
1.00	46305	RS STA 1W Ex2-STA Terrestrial Spraying	214001	5210173100	NR	2144	30,000
1.00	17208	Terrestrial Plant Control	214001	5210173100	NR	2144	20,587
1.00	46173	RS A1 FEB-CS Terrestrial Spraying	214001	5211174000	NR	2144	10,500
1.00	46174	RS C139 FEB-CS Terrestrial Spraying	214001	5211174000	NR	2144	19,500
1.00	17207	Terrestrial Plant Control	214001	5211174000	NR	2144	84,664
7.00		Total 530301 - Cont Serv - Terrestrial Spraying					\$205,421
1.00	46306	RS L8 Res-Terrestrial Chem	214001	5210173100	NR	2144	3,216
1.00	46307	RS STA 1W Ex1-Terrestrl Chemicals (Rev)	214001	5210173100	NR	2144	2,400
1.00	46308	RS STA 1W Ex2-Terrestrl Chemicals (Rev)	214001	5210173100	NR	2144	2,400

DISTRICT EVERGLADES PROGRAM

BB68 TERRESTRIAL PLANT CONTROL

Qty	Item	Name	Fund	FundCenter	Fund Prg	Grant	Amount
1.00	17483	Terrestrial Plant Control	214001	5210173100	NR	2144	28,994
1.00	46175	RS A1 FEB-OE Inventory Chemicals	214001	5211174000	NR	2144	3,900
1.00	46176	RS C139 FEB-OE Inventory Chemicals	214001	5211174000	NR	2144	14,500
6.00		Total 540010 - Oper Expense - Inventory Chemicals					\$55,410
		Total TERRESTRIAL PLANT CONTROL					\$282,071

DISTRICT EVERGLADES PROGRAM

Qty	Item	Name	Fund	FundCenter	Fund Prg	Grant	Amount
.50	Total	510100 - Salaries and Wages - Regular					\$32,313
.50	Total	520900 - Fringe Benefits - FICA Taxes Employer Share					\$2,472
.50	Total	521010 - Fringe Benefits - FRS Retirement Contrib					\$4,405
.50	Total	521110 - Fringe Benefits - Medical Insurance					\$8,193
.50	Total	521120 - Fringe Benefits - Dental Insurance					\$610
.50	Total	521130 - Fringe Benefits - Vision Insurance					\$69
.50	Total	521140 - Fringe Benefits - Accidental Death Dismemberment					\$8
.50	Total	521150 - Fringe Benefits - Long-Term Disability					\$100
.50	Total	521160 - Fringe Benefits - Life Insurance					\$129
1.00	46196	RS A1 FEB-Rec Facility Maint (NR)	217000	5415182100	NR	NR	16,000
1.00	46197	RS L8 Res-Rec Facility Maint (NR)	217000	5415182100	NR	NR	8,000
1.00	46198	RS STA 1W Ex1-Rec Facility Maint (NR)	217000	5415182100	NR	NR	16,000
1.00	46199	RS STA 1W Ex2-Rec Facility Maint (NR)	217000	5415182100	NR	NR	16,000
4.00	Total	531100 - Cont Serv - General Maintenance					\$56,000
1.00	46200	RS A1 FEB-FWC Law Enforcement Supp	217000	5415182100	NR	NR	30,000
1.00	46201	RS L8 Res-FWC Law Enforcement	217000	5415182100	NR	NR	13,800
1.00	46202	RS STA 1W Ex1-FWC Law Enforcement Supp	217000	5415182100	NR	NR	7,500
1.00	46203	RS STA 1W Ex2-FWC Law Enforcement Supp	217000	5415182100	NR	NR	4,000
4.00	Total	531102 - Cont Serv - Security Services					\$55,300
	Total	PUBLIC USE					\$159,599

DISTRICT EVERGLADES PROGRAM

BB77 FIELD STATION MAINTENANCE

Qty	Item	Name	Fund	FundCenter	Fund Prg	Grant	Amount
1.00	46309	RS L8 Res-Fire Alarm Monitoring	214001	5210173100	NR	2144	850
1.00		Total 530405 - Cont Serv - Equipment Inspections					\$850
1.00	46310	RS L8 Res-Fire Extinguisher Svc	214001	5210173100	NR	2144	75
1.00	46311	RS L8 Res-Fire Rescue Inspectio	214001	5210173100	NR	2144	225
1.00	46312	RS L8 Res-General Carpentry Svc	214001	5210173100	NR	2144	560
3.00		Total 530600 - Cont Serv - Maintenance and Repairs					\$860
1.00	46313	RS L8 Res-Electric Motor M&R	214001	5210173100	NR	2144	560
1.00		Total 530611 - Cont Serv - Maint and Repairs Equipment					\$560
1.00	46314	RS L8 Res-Pest Control at PS	214001	5210173100	NR	2144	700
1.00	17896	Field Station Maintenance	214001	5211174000	NR	2144	8,930
2.00		Total 531100 - Cont Serv - General Maintenance					\$9,630
1.00	46315	RS L8 Res-Waste Disposal Svcs	214001	5210173100	NR	2144	225
1.00		Total 531103 - Cont Serv - Waste Disposal Services					\$225
1.00	17521	Field Station Maintenance	214001	5211174000	NR	2144	9,296
1.00		Total 540050 - Oper Expense - Inventory Parts and Supplies					\$9,296
1.00	46316	RS L8 Res-L8 Reservoir Lumber	214001	5210173100	NR	2144	545
1.00		Total 541300 - Oper Expense - Construction Materials					\$545
		Total FIELD STATION MAINTENANCE					\$21,966

DISTRICT EVERGLADES PROGRAM

BB79 O&M PROGRAM SUPPORT

Qty	Item	Name	Fund	FundCenter	Fund Prg	Grant	Amount
1.00	46177	RS C139 FEB-OE Distirct Uniforms	217000	5211174000	NR	NR	2,000
1.00		Total 541301 - Oper Expense - District Uniforms					\$2,000
1.00	17900	O&M Program Support	217000	5210173100	NR	NR	1,456
1.00		Total 541510 - Oper Expense - Parts,Supp - Office					\$1,456
1.00	17986	O&M Program Support	217000	5003170600	NR	NR	257
1.00		Total 542000 - Oper Expense - Conference Registrations					\$257
1.00	18078	O&M Program Support	217000	5210173100	NR	NR	1,147
1.00	18074	O&M Program Support	217000	5211174000	NR	NR	3,415
2.00		Total 543800 - Oper Expense - Freight					\$4,562
		Total O&M PROGRAM SUPPORT					\$8,275

DISTRICT EVERGLADES PROGRAM

Qty	Item	Name	Fund	FundCenter	Fund Prg	Grant	Amount
21.50		Total 510100 - Salaries and Wages - Regular					\$1,548,555
21.50		Total 520900 - Fringe Benefits - FICA Taxes Employer Share					\$118,466
21.50		Total 521010 - Fringe Benefits - FRS Retirement Contrib					\$219,668
21.50		Total 521110 - Fringe Benefits - Medical Insurance					\$354,672
21.50		Total 521120 - Fringe Benefits - Dental Insurance					\$26,230
21.50		Total 521130 - Fringe Benefits - Vision Insurance					\$2,948
21.50		Total 521140 - Fringe Benefits - Accidental Death Dismemberment					\$326
21.50		Total 521150 - Fringe Benefits - Long-Term Disability					\$4,300
21.50		Total 521160 - Fringe Benefits - Life Insurance					\$5,383
1.00	41101	Endangered Species Compl-FWS/FWC Grant	214002	3316207100	NR	NR	1,000,000
1.00	46572	RS C139 FEB-ASD Private Lab Contract	202000	4511167100	NR	NR	22,880
1.00	46573	RS L8 Res-Lab Anlys Contract	202000	4511167100	NR	NR	273
1.00	46574	RS STA 1W Ex2-ASD Private Lab Contracts	202000	4511167100	NR	NR	17,160
1.00	16065	STA Comp Lab Anlys- Org & Hg Fish/Water	217000	4511167100	NR	NR	12,000
1.00	46465	RS STA 1W Ex2-WQM Field Equip Maint	202000	4513169200	NR	NR	3,000
6.00		Total 530100 - Cont Serv - External Provider					\$1,055,313
1.00	46575	RS C139 FEB-Lab & Validtn Staff Aug	202000	4511167100	NR	NR	21,008
1.00	46576	RS STA 1W Ex1-Lab & Validtn Staff Aug	202000	4511167100	NR	NR	16,281
1.00	46577	RS STA 1W Ex2-Lab & Validtn Staff Aug	202000	4511167100	NR	NR	21,008
1.00	46464	RS C139 FEB-CAR Staff Aug	202000	4512168100	NR	NR	47,171
1.00	46475	RS A1 FEB-WQM Sample Coll Staff Aug	202000	4513169400	NR	NR	47,171
1.00	46476	RS STA 1W Ex1-WQM Sample Coll Staff Aug	202000	4513169400	NR	NR	47,171

DISTRICT EVERGLADES PROGRAM

BB80		COMPLIANCE						
Qty	Item	Name	Fund	FundCenter	Fund Prg	Grant	Amount	
1.00	46477	RS STA 1W Ex2-WQM Sample Coll Staff Aug	202000	4513169400	NR	NR	47,171	
1.00	46481	RS C139 FEB-WQM Sample Coll Staff Aug	202000	4513169600	NR	NR	84,000	
1.00	46482	RS STA 1W Ex2-WQM SampCol Comp Staf Aug	202000	4513169600	NR	NR	30,000	
1.00	46483	RS STA 1W Ex2-WQM SampColl Ops Staff Aug	202000	4513169600	NR	NR	133,000	
1.00	23020	WQMS Contingent Worker Support	217000	4513169600	NR	NR	4,500	
11.00		Total 530122 - Cont Serv - Science and Tech. Support Services					\$498,481	
1.00	46466	RS C139 FEB-WQM Field Equip Maint	202000	4513169200	NR	NR	3,000	
1.00	46467	RS L8 Res-Sonde Maintenance	202000	4513169200	NR	NR	5,000	
1.00	46468	RS L8 Res-WQM Field Equip Maint	202000	4513169200	NR	NR	2,500	
1.00	46469	RS STA 1W Ex1-WQMS Maint & Repair	202000	4513169200	NR	NR	2,500	
4.00		Total 530600 - Cont Serv - Maintenance and Repairs					\$13,000	
1.00	13756	WQM Small Tools & Equipment - STAs	217000	4513169200	NR	NR	3,600	
1.00		Total 541400 - Oper Expense - Tools/Equipment/PPE					\$3,600	
1.00	14250	WQM Field Parts & Supplies - STAs	217000	4513169200	NR	NR	58,725	
1.00		Total 541500 - Oper Expense - Parts and Supplies					\$58,725	
1.00	12318	Lab P/S STA Compliance	217000	4511167100	NR	NR	35,890	
1.00	27247	Laboratory Parts & Supplies	217000	4511167100	NR	NR	10,900	
1.00	46578	RS A1 FEB-AS (Lab) Supplies	202000	4511167100	NR	NR	7,436	
1.00	46579	RS C139 FEB-ASD (Lab) Supplies	202000	4511167100	NR	NR	5,408	
1.00	46580	RS STA 1W Ex1-ASD (Lab) Other	202000	4511167100	NR	NR	3,231	
1.00	46461	RS STA 1W Ex2-ASD (Lab) Supplies	202000	4511167100	NR	NR	3,245	
1.00	46470	RS A1 FEB-WQM Parts & Supplies	202000	4513169200	NR	NR	6,000	
1.00	46471	RS C139 FEB-WQM Parts & Supplies	202000	4513169200	NR	NR	3,000	
1.00	46472	RS L8 Res-WQM Parts & Supplies	202000	4513169200	NR	NR	10,000	
1.00	46473	RS STA 1W Ex1-WQMS Field Supplies	202000	4513169200	NR	NR	6,000	
1.00	46474	RS STA 1W Ex2-WQM Field Supplies	202000	4513169200	NR	NR	6,000	
11.00		Total 541506 - Oper Expense - Parts,Supp - Laboratory					\$97,110	

DISTRICT EVERGLADES PROGRAM

Qty	Item	Name	Fund	FundCenter	Fund Prg	Grant	Amount
1.00	15303	Replacement Field Equipment	217000	4513169200	NR	NR	57,600
1.00		Total 541590 - Oper Expense - Attractive Items					\$57,600
1.00	13757	Annual NPDES Surveillance Fee	217000	3316207100	NR	NR	5,800
1.00		Total 543301 - Oper Expense - Permits & Fees					\$5,800
1.00	46462	RS C139 FEB-ASD (FDEP Lab) Contract	202000	4511167100	NR	NR	11,440
1.00	46463	RS STA 1W Ex2-ASD (FDEP Lab) Contract	202000	4511167100	NR	NR	22,880
1.00	14249	STA Comp Lab Anlys - Org & Hg Fish/Water	217000	4511167100	NR	NR	3,000
1.00	46478	RS C139 FEB-Fish Collect Contract	202000	4513169400	NR	NR	9,000
1.00	46479	RS STA 1W Ex1-Fish Collect Contract	202000	4513169400	NR	NR	6,100
1.00	46480	RS STA 1W Ex2-Fish Collect Contract	202000	4513169400	NR	NR	6,100
6.00		Total 545010 - Oper Expense - Interagency State of FL					\$58,520
1.00	32048	Snail Kite Monitoring	202000	4415165000	NR	NR	130,000
1.00		Total 545040 - Oper Expense - Interagency Public Univ					\$130,000
1.00	45912	RS A1 FEB-WQM Field Equipment	402000	4513169200	NR	NR	25,000
1.00	45913	RS C139 FEB-WQM Field Equipment	402000	4513169200	NR	NR	8,000
1.00	45914	RS L8 Res-WQM Field Equipment	402000	4513169200	NR	NR	8,000
1.00	45915	RS STA 1W Ex1-WQ Equip Replace (Sonde)	402000	4513169200	NR	NR	8,000
1.00	45916	RS STA 1W Ex2-WQM Field Equipment	402000	4513169200	NR	NR	8,000
5.00		Total 589340 - Capital Outlay - Equipment Water Measurement					\$57,000
1.00	45917	RS A1 FEB-3/4T P/U 4WD (Scientist)	402000	5005170400	NR	NR	65,500
1.00	45918	RS C139 FEB-3/4T P/U 4WD (Scientist)	402000	5005170400	NR	NR	65,500
2.00		Total 589500 - Capital Outlay - Vehicles					\$131,000
		Total COMPLIANCE					\$4,446,697

DISTRICT EVERGLADES PROGRAM

BB81 STA SITE MANAGEMENT

Qty	Item	Name	Fund	FundCenter	Fund Prg	Grant	Amount
1.90	Total	510100 - Salaries and Wages - Regular					\$161,514
1.90	Total	520900 - Fringe Benefits - FICA Taxes Employer Share					\$12,356
1.90	Total	521010 - Fringe Benefits - FRS Retirement Contrib					\$22,014
1.90	Total	521110 - Fringe Benefits - Medical Insurance					\$31,131
1.90	Total	521120 - Fringe Benefits - Dental Insurance					\$2,318
1.90	Total	521130 - Fringe Benefits - Vision Insurance					\$260
1.90	Total	521140 - Fringe Benefits - Accidental Death Dismemberment					\$28
1.90	Total	521150 - Fringe Benefits - Long-Term Disability					\$380
1.90	Total	521160 - Fringe Benefits - Life Insurance					\$488
1.00	12423	Reference Materials	217000	5415182000	NR	NR	180
1.00	Total	541100 - Oper Expense - Books/Subscriptions					\$180
1.00	12427	STA Small Tools and Equipment	217000	5415182000	NR	NR	2,623
1.00	Total	541400 - Oper Expense - Tools/Equipment/PPE					\$2,623
	Total	STA SITE MANAGEMENT					\$233,292

DISTRICT EVERGLADES PROGRAM

BD08		EFA REG SOURCE CNTRL PROGRAM						
Qty	Item	Name	Fund	FundCenter	Fund Prg	Grant	Amount	
6.40		Total 510100 - Salaries and Wages - Regular					\$516,446	
6.40		Total 520900 - Fringe Benefits - FICA Taxes Employer Share					\$39,510	
6.40		Total 521010 - Fringe Benefits - FRS Retirement Contrib					\$74,179	
6.40		Total 521110 - Fringe Benefits - Medical Insurance					\$105,824	
6.40		Total 521120 - Fringe Benefits - Dental Insurance					\$7,808	
6.40		Total 521130 - Fringe Benefits - Vision Insurance					\$880	
6.40		Total 521140 - Fringe Benefits - Accidental Death Dismemberment					\$102	
6.40		Total 521150 - Fringe Benefits - Long-Term Disability					\$1,280	
6.40		Total 521160 - Fringe Benefits - Life Insurance					\$1,634	
9.00		Total 529990 - Fringe Benefits - Other Personnel Benefits					\$34,074	
1.00	16282	EFA Source Controls	217000	4215155000	NR	NR	28,964	
1.00	21101	C-51W Upstream Monitoring WQMS Contracts	214001	4513169600	101232	NR	79,000	
1.00	46212	RS C139 FEB-ASD (Private Lab) Contracts	217000	5512200000	NR	NR	16,667	
3.00		Total 530100 - Cont Serv - External Provider					\$124,631	
1.00	21092	C-51W Upstream Monitoring Lab CS	214001	4511167100	101232	NR	104,000	
1.00		Total 530122 - Cont Serv - Science and Tech. Support Services					\$104,000	
1.00	21096	C-51W Upstream Monitoring WQMS Field Sup	214001	4513169600	101232	NR	1,000	
1.00		Total 541500 - Oper Expense - Parts and Supplies					\$1,000	

DISTRICT EVERGLADES PROGRAM

BD08 EFA REG SOURCE CNTRL PROGRAM

Qty	Item	Name	Fund	FundCenter	Fund Prg	Grant	Amount
1.00	21090	C-51W Upstream Monitoring Lab Supplies	214001	4511167100	101232	NR	13,000
1.00	12475	SC - Lab P/S BMPs	217000	4511167100	NR	NR	4,680
2.00		Total 541506 - Oper Expense - Parts,Supp - Laboratory					\$17,680
1.00	15708	Office Supplies - EFA	217000	3302139300	NR	NR	900
1.00		Total 541510 - Oper Expense - Parts,Supp - Office					\$900
1.00	15479	Training and Conference - EFA	217000	3301139100	NR	NR	1,781
1.00		Total 542000 - Oper Expense - Conference Registrations					\$1,781
1.00	15694	Business Travel - EFA	217000	3301139100	NR	NR	522
1.00		Total 542100 - Oper Expense - District Travel					\$522
1.00	90	PE License Recertification - EFA	217000	3302139300	NR	NR	630
1.00	22992	PMP Certifications - EFA	217003	3302139300	NR	NR	1,200
2.00		Total 542400 - Oper Expense - Professional Licenses					\$1,830
		Total EFA REG SOURCE CNTRL PROGRAM					\$1,034,081

DISTRICT EVERGLADES PROGRAM

BD10	NON-ECP BASINS WATER QUALITY				Fund	FundCenter	Fund Prg	Grant	Amount
Qty	Item	Name							
.40	Total	510100	-	Salaries and Wages - Regular					\$36,042
.40	Total	520900	-	Fringe Benefits - FICA Taxes Employer Share					\$2,757
.40	Total	521010	-	Fringe Benefits - FRS Retirement Contrib					\$4,913
.40	Total	521110	-	Fringe Benefits - Medical Insurance					\$6,554
.40	Total	521120	-	Fringe Benefits - Dental Insurance					\$488
.40	Total	521130	-	Fringe Benefits - Vision Insurance					\$54
.40	Total	521140	-	Fringe Benefits - Accidental Death Dismemberment					\$6
.40	Total	521150	-	Fringe Benefits - Long-Term Disability					\$80
.40	Total	521160	-	Fringe Benefits - Life Insurance					\$99
	Total	NON-ECP BASINS WATER QUALITY							\$50,993

DISTRICT EVERGLADES PROGRAM

BE01 ECP OPERATIONS MONITORING

Qty	Item	Name	Fund	FundCenter	Fund Prg	Grant	Amount
15.60	Total	510100 - Salaries and Wages - Regular					\$1,206,535
15.60	Total	520900 - Fringe Benefits - FICA Taxes Employer Share					\$92,306
15.60	Total	521010 - Fringe Benefits - FRS Retirement Contrib					\$178,185
15.60	Total	521110 - Fringe Benefits - Medical Insurance					\$256,572
15.60	Total	521120 - Fringe Benefits - Dental Insurance					\$19,032
15.60	Total	521130 - Fringe Benefits - Vision Insurance					\$2,138
15.60	Total	521140 - Fringe Benefits - Accidental Death Dismemberment					\$241
15.60	Total	521150 - Fringe Benefits - Long-Term Disability					\$3,120
14.85	Total	521160 - Fringe Benefits - Life Insurance					\$3,699
9.00	Total	529990 - Fringe Benefits - Other Personnel Benefits					\$35,654
1.00	13642	Metal Fabrication - Streamguaging Equip	217000	5512200000	NR	NR	1,800
1.00	Total	530600 - Cont Serv - Maintenance and Repairs					\$1,800
1.00	14211	ANSYS Fluent Maint	217000	2215117000	NR	NR	36,747
1.00	Total	530602 - Cont Serv - Maint & Repairs - Computer Software					\$36,747
1.00	24670	WQM Small Tools & Equipment - LTP	217003	4513169200	NR	NR	1,200
1.00	13726	WQM Small Tools & Equipment - LTP	217000	4513169200	NR	NR	5,400
2.00	Total	541400 - Oper Expense - Tools/Equipment/PPE					\$6,600
1.00	14254	WQM Field Parts & Supplies - LTP	217000	4513169200	NR	NR	5,400
1.00	Total	541500 - Oper Expense - Parts and Supplies					\$5,400

DISTRICT EVERGLADES PROGRAM

BE01 ECP OPERATIONS MONITORING

Qty	Item	Name	Fund	FundCenter	Fund Prg	Grant	Amount
1.00	12319	Lab P/S STA Optimization	217000	4511167100	NR	NR	74,864
1.00	27246	Laboratory Parts & Supplies	217000	4511167100	NR	NR	22,500
1.00	93	WQM Field Supplies and Lab Standards-LTP	217000	4513169200	NR	NR	3,000
3.00		Total	541506	-	Oper Expense - Parts,Supp - Laboratory		\$100,364
1.00	15302	Replacement Field Equipment	217000	4513169200	NR	NR	7,600
1.00		Total	541590	-	Oper Expense - Attractive Items		\$7,600
1.00	41119	Replacement Lab Equipment	401000	4511167100	NR	NR	88,000
1.00		Total	589300	-	Capital Outlay - Equipment		\$88,000
		Total			ECP OPERATIONS MONITORING		\$2,043,993

DISTRICT EVERGLADES PROGRAM

BE05 ANALYSIS & INTERPRETATION

Qty	Item	Name	Fund	FundCenter	Fund Prg	Grant	Amount
11.15	Total	510100 - Salaries and Wages - Regular					\$974,545
11.15	Total	520900 - Fringe Benefits - FICA Taxes Employer Share					\$74,552
11.15	Total	521010 - Fringe Benefits - FRS Retirement Contrib					\$144,408
11.15	Total	521110 - Fringe Benefits - Medical Insurance					\$186,034
11.15	Total	521120 - Fringe Benefits - Dental Insurance					\$13,603
11.15	Total	521130 - Fringe Benefits - Vision Insurance					\$1,529
11.15	Total	521140 - Fringe Benefits - Accidental Death Dismemberment					\$172
11.15	Total	521150 - Fringe Benefits - Long-Term Disability					\$2,230
11.15	Total	521160 - Fringe Benefits - Life Insurance					\$2,847
1.00	14171	Cont Serv - External Provider	217000	4412162000	101216	NR	26,500
1.00	Total	530100 - Cont Serv - External Provider					\$26,500
1.00	14164	Vehicle Maintenance and Repair	217000	4412162000	101216	NR	4,000
1.00	Total	530608 - Cont Serv - Maint & Repairs - Vehicles					\$4,000
1.00	14170	Applied Science STA Maintenance	217000	4412162000	101216	NR	500
1.00	Total	530610 - Cont Serv - Maint and Repairs Environmental					\$500
1.00	16274	District Uniforms	217000	4412162000	101216	NR	823
1.00	Total	541301 - Oper Expense - District Uniforms					\$823
1.00	14016	Tools & Equipment	217000	4412162000	101216	NR	4,000
1.00	Total	541400 - Oper Expense - Tools/Equipment/PPE					\$4,000

DISTRICT EVERGLADES PROGRAM

BE05 ANALYSIS & INTERPRETATION

Qty	Item	Name	Fund	FundCenter	Fund Prg	Grant	Amount
1.00	14167	Field & Laboratory Supplies	217000	4412162000	101216	NR	3,000
1.00	46571	RS STA 1W Ex2-Sci Supp (Lab) Supp	202000	4412162000	NR	NR	2,615
2.00		Total 541506 - Oper Expense - Parts,Supp - Laboratory					\$5,615
1.00	12620	Shipping Costs	217000	4412162000	101216	NR	80
1.00		Total 543800 - Oper Expense - Freight					\$80
		Total ANALYSIS & INTERPRETATION					\$1,441,438

DISTRICT EVERGLADES PROGRAM

BH01 LONG-TERM PLAN PROGRAM MANAGEMENT

Qty	Item	Name	Fund	FundCenter	Fund Prg	Grant	Amount
.50	Total	510100 - Salaries and Wages - Regular					\$50,517
.50	Total	520900 - Fringe Benefits - FICA Taxes Employer Share					\$3,865
.50	Total	521010 - Fringe Benefits - FRS Retirement Contrib					\$7,518
.50	Total	521110 - Fringe Benefits - Medical Insurance					\$8,670
.50	Total	521120 - Fringe Benefits - Dental Insurance					\$610
.50	Total	521130 - Fringe Benefits - Vision Insurance					\$69
.50	Total	521140 - Fringe Benefits - Accidental Death Dismemberment					\$9
.50	Total	521150 - Fringe Benefits - Long-Term Disability					\$100
.50	Total	521160 - Fringe Benefits - Life Insurance					\$129
9.00	Total	529990 - Fringe Benefits - Other Personnel Benefits					\$45,026
	Total	LONG-TERM PLAN PROGRAM MANAGEMENT					\$116,513

DISTRICT EVERGLADES PROGRAM

BJ01 ECOSYSTEM RESPONSE TO HYDROLOGY

Qty	Item	Name	Fund	FundCenter	Fund Prg	Grant	Amount
1.80	Total	510100 - Salaries and Wages - Regular					\$157,306
1.80	Total	520900 - Fringe Benefits - FICA Taxes Employer Share					\$12,033
1.80	Total	521010 - Fringe Benefits - FRS Retirement Contrib					\$24,246
1.80	Total	521110 - Fringe Benefits - Medical Insurance					\$30,926
1.80	Total	521120 - Fringe Benefits - Dental Insurance					\$2,196
1.80	Total	521130 - Fringe Benefits - Vision Insurance					\$248
1.80	Total	521140 - Fringe Benefits - Accidental Death Dismemberment					\$30
1.80	Total	521150 - Fringe Benefits - Long-Term Disability					\$360
1.80	Total	521160 - Fringe Benefits - Life Insurance					\$462
1.00	45883	GEMM-GW Well Instalation	101000	4413163000	101321	NR	50,000
1.00	45884	GEMM-H&H Modeling & Tool Refinement	101000	4413163000	101321	NR	100,000
1.00	45885	GEMM-Project Mgmt & Planning	101000	4413163000	101321	NR	35,000
1.00	15899	Lygodium tree island surveys - WCA-3	217000	4413163000	100960	NR	50,000
1.00	41100	S-333 Monitoring - DEP Grant	214001	4510166000	NR	NR	1,000,000
5.00	Total	530100 - Cont Serv - External Provider					\$1,235,000
1.00	15452	Tree Island Tools & Equipment	217000	4413163000	100960	NR	9,000
1.00	Total	541400 - Oper Expense - Tools/Equipment/PPE					\$9,000
1.00	45886	GEMM-Supplies	101000	4413163000	101321	NR	45,000
1.00	Total	541500 - Oper Expense - Parts and Supplies					\$45,000
1.00	45887	GEMM-Business Travel	101000	4413163000	101321	NR	5,000
1.00	Total	542100 - Oper Expense - District Travel					\$5,000

DISTRICT EVERGLADES PROGRAM

BJ01 ECOSYSTEM RESPONSE TO HYDROLOGY

Qty	Item	Name	Fund	FundCenter	Fund Prg	Grant	Amount	
1.00	45888	GEMM-Direct Flow Monitoring	101000	4413163000	101321	NR	30,000	
1.00		Total	545020	-	Oper Expense - Interagency Federal Matching		\$30,000	
1.00	45889	GEMM-Ecological Monitoring	101000	4413163000	101321	NR	90,000	
1.00		Total	545040	-	Oper Expense - Interagency Public Univ		\$90,000	
		Total	ECOSYSTEM RESPONSE TO HYDROLOGY					\$1,641,807

DISTRICT EVERGLADES PROGRAM

BJ02 MULTI-DISCIPLINARY RESEARCH FOR ECOLOGICAL RESTORATION

Qty	Item	Name	Fund	FundCenter	Fund Prg	Grant	Amount
4.35	Total	510100 - Salaries and Wages - Regular					\$385,299
4.35	Total	520900 - Fringe Benefits - FICA Taxes Employer Share					\$29,474
4.35	Total	521010 - Fringe Benefits - FRS Retirement Contrib					\$57,804
4.35	Total	521110 - Fringe Benefits - Medical Insurance					\$71,278
4.35	Total	521120 - Fringe Benefits - Dental Insurance					\$5,307
4.35	Total	521130 - Fringe Benefits - Vision Insurance					\$596
4.35	Total	521140 - Fringe Benefits - Accidental Death Dismemberment					\$69
4.35	Total	521150 - Fringe Benefits - Long-Term Disability					\$870
4.35	Total	521160 - Fringe Benefits - Life Insurance					\$1,118
1.00	15061	Active Marsh Improvement	217000	4413163000	100954	NR	48,000
1.00	17150	WCA	211035	4413163000	100954	NR	350,000
2.00	Total	530100 - Cont Serv - External Provider					\$398,000
1.00	13737	Marsh Ecology - Ecological Responses	217000	4413163000	100954	NR	16,000
1.00	Total	530108 - Cont Serv - Lab Services					\$16,000
1.00	14238	Marsh Ecology - Equipment Repair & Maint	217000	4413163000	100954	NR	8,329
1.00	Total	530600 - Cont Serv - Maintenance and Repairs					\$8,329
1.00	13408	Marsh Ecology - Airboat Maint & Repair	217000	4413163000	100954	NR	5,000
1.00	Total	530608 - Cont Serv - Maint & Repairs - Vehicles					\$5,000
1.00	16167	Aircraft Fuel	217000	2110108500	NR	NR	36,503

DISTRICT EVERGLADES PROGRAM

BJ02 MULTI-DISCIPLINARY RESEARCH FOR ECOLOGICAL RESTORATION

Qty	Item	Name	Fund	FundCenter	Fund Prg	Grant	Amount	
1.00		Total	540030	-	Oper Expense - Inventory Other Fuels		\$36,503	
1.00	13321	Marsh Ecology - Field Supplies	217000	4413163000	100954	NR	6,500	
1.00	14248	Marsh Ecology - Wildlife Supplies	217000	4413163000	100954	NR	4,000	
2.00		Total	541500	-	Oper Expense - Parts and Supplies		\$10,500	
1.00	12792	Marsh Ecology - Lab Supplies	217000	4413163000	100954	NR	8,000	
1.00		Total	541506	-	Oper Expense - Parts,Supp - Laboratory		\$8,000	
		Total	MULTI-DISCIPLINARY RESEARCH FOR ECOLOGICAL RESTORATION					\$1,034,147

DISTRICT EVERGLADES PROGRAM

BJ03 SCIENTIFIC PROJECT SUPPORT

Qty	Item	Name	Fund	FundCenter	Fund Prg	Grant	Amount
1.75	Total	510100 - Salaries and Wages - Regular					\$162,062
1.75	Total	520900 - Fringe Benefits - FICA Taxes Employer Share					\$12,398
1.75	Total	521010 - Fringe Benefits - FRS Retirement Contrib					\$23,960
1.75	Total	521110 - Fringe Benefits - Medical Insurance					\$29,628
1.75	Total	521120 - Fringe Benefits - Dental Insurance					\$2,135
1.75	Total	521130 - Fringe Benefits - Vision Insurance					\$238
1.75	Total	521140 - Fringe Benefits - Accidental Death Dismemberment					\$28
1.75	Total	521150 - Fringe Benefits - Long-Term Disability					\$350
1.75	Total	521160 - Fringe Benefits - Life Insurance					\$448
1.00	15150	Vegetation Responses	217000	4413163000	NR	NR	4,500
1.00	Total	530100 - Cont Serv - External Provider					\$4,500
1.00	33568	Eveglades Monitoring	220000	4413163000	NR	NR	355,886
1.00	Total	530600 - Cont Serv - Maintenance and Repairs					\$355,886
1.00	13317	Books & Reference Materials	217000	4413163000	NR	NR	180
1.00	Total	541100 - Oper Expense - Books/Subscriptions					\$180
1.00	13305	Uniforms/Safety Shoes	217000	4413163000	NR	NR	380
1.00	Total	541301 - Oper Expense - District Uniforms					\$380
1.00	13760	Parts & Supplies	217000	4413163000	NR	NR	8,344
1.00	Total	541500 - Oper Expense - Parts and Supplies					\$8,344

DISTRICT EVERGLADES PROGRAM

BJ03 SCIENTIFIC PROJECT SUPPORT

Qty	Item	Name	Fund	FundCenter	Fund Prg	Grant	Amount
1.00	15735	Office Supplies	217000	4413163000	NR	NR	1,052
1.00		Total	541510	- Oper Expense - Parts,Supp - Office			\$1,052
1.00	15683	Travel	217000	4409160000	NR	NR	2,434
1.00		Total	542100	- Oper Expense - District Travel			\$2,434
1.00	13762	Shipping	217000	4413163000	NR	NR	900
1.00		Total	543800	- Oper Expense - Freight			\$900
		Total		SCIENTIFIC PROJECT SUPPORT			\$604,923

DISTRICT EVERGLADES PROGRAM

BJ04	SULFUR ACTION PLAN				Fund	FundCenter	Fund Prg	Grant	Amount
Qty	Item	Name							
.30	Total	510100	-	Salaries and Wages - Regular					\$26,699
.30	Total	520900	-	Fringe Benefits - FICA Taxes Employer Share					\$2,042
.30	Total	521010	-	Fringe Benefits - FRS Retirement Contrib					\$5,162
.30	Total	521110	-	Fringe Benefits - Medical Insurance					\$4,916
.30	Total	521120	-	Fringe Benefits - Dental Insurance					\$366
.30	Total	521130	-	Fringe Benefits - Vision Insurance					\$41
.30	Total	521140	-	Fringe Benefits - Accidental Death Dismemberment					\$5
.30	Total	521150	-	Fringe Benefits - Long-Term Disability					\$60
.30	Total	521160	-	Fringe Benefits - Life Insurance					\$77
	Total	SULFUR ACTION PLAN							\$39,368

DISTRICT EVERGLADES PROGRAM

BV01 PUMPING OPERATIONS - FLEET

Qty	Item	Name	Fund	FundCenter	Fund Prg	Grant	Amount
.20	Total	510100 - Salaries and Wages - Regular					\$11,850
.20	Total	520900 - Fringe Benefits - FICA Taxes Employer Share					\$907
.20	Total	521010 - Fringe Benefits - FRS Retirement Contrib					\$1,616
.20	Total	521110 - Fringe Benefits - Medical Insurance					\$3,278
.20	Total	521120 - Fringe Benefits - Dental Insurance					\$244
.20	Total	521130 - Fringe Benefits - Vision Insurance					\$28
.20	Total	521140 - Fringe Benefits - Accidental Death Dismemberment					\$3
.20	Total	521150 - Fringe Benefits - Long-Term Disability					\$40
.20	Total	521160 - Fringe Benefits - Life Insurance					\$50
1.00	17331	Pumping Operations - Fleet	214001	5210173100	NR	2144	8,175
1.00	Total	530608 - Cont Serv - Maint & Repairs - Vehicles					\$8,175
1.00	15929	Pumping Operations - Fleet	214001	5210173100	NR	2144	29,289
1.00	Total	540030 - Oper Expense - Inventory Other Fuels					\$29,289
1.00	17790	Pumping Operations - Fleet	214001	5210173100	NR	2144	10,250
1.00	Total	541502 - Oper Expense - Parts,Supp - Fleet					\$10,250
	Total	PUMPING OPERATIONS - FLEET					\$65,730

DISTRICT EVERGLADES PROGRAM

BV02	STRUCTURE MAINTENANCE - FLEET						
Qty	Item	Name	Fund	FundCenter	Fund Prg	Grant	Amount
.60		Total	510100	-	Salaries and Wages - Regular		\$34,484
.60		Total	520900	-	Fringe Benefits - FICA Taxes Employer Share		\$2,639
.60		Total	521010	-	Fringe Benefits - FRS Retirement Contrib		\$4,701
.60		Total	521110	-	Fringe Benefits - Medical Insurance		\$9,831
.60		Total	521120	-	Fringe Benefits - Dental Insurance		\$732
.60		Total	521130	-	Fringe Benefits - Vision Insurance		\$82
.60		Total	521140	-	Fringe Benefits - Accidental Death Dismemberment		\$8
.60		Total	521150	-	Fringe Benefits - Long-Term Disability		\$120
.60		Total	521160	-	Fringe Benefits - Life Insurance		\$152
1.00	17330	Structure Maintenance - Fleet	214001	5210173100	NR	2144	4,233
1.00	46178	RS A1 FEB-CS M&R Vehicles	217000	5211174000	NR	NR	3,120
1.00	46179	RS C139 FEB-CS M&R Vehicles	217000	5211174000	NR	NR	3,800
1.00	17324	Structure Maintenance - Fleet	214001	5211174000	NR	2144	7,503
4.00		Total	530608	-	Cont Serv - Maint & Repairs - Vehicles		\$18,656
1.00	15931	Structure Maintenance - Fleet	214001	5210173100	NR	2144	39,906
1.00	15919	Structure Maintenance	214001	5211174000	NR	2144	26,933
2.00		Total	540030	-	Oper Expense - Inventory Other Fuels		\$66,839
1.00	46180	RS A1 FEB-OE Inv Oils and Lubricant	217000	5211174000	NR	NR	1,200
1.00		Total	540040	-	Oper Expense - Inventory Oils/Lubricants/Solvents		\$1,200
1.00	17789	Structure Maintenance - Fleet	214001	5210173100	NR	2144	6,989
1.00	23032	Structure Maintenance - Fleet	214001	5210173100	NR	2144	13,333
1.00	46181	RS A1 FEB-OE P&S Fleet	217000	5211174000	NR	NR	2,890

DISTRICT EVERGLADES PROGRAM

BV02 STRUCTURE MAINTENANCE - FLEET

Qty	Item	Name	Fund	FundCenter	Fund Prg	Grant	Amount
1.00	46182	RS C139 FEB-OE P&S Fleet	217000	5211174000	NR	NR	3,500
1.00	17782	Structure Maintenance - Fleet	214001	5211174000	NR	2144	15,323
5.00		Total	541502	-	Oper Expense - Parts,Supp - Fleet		\$42,035
		Total			STRUCTURE MAINTENANCE - FLEET		\$181,479

DISTRICT EVERGLADES PROGRAM

BV03 PUMP STATION MAINTENANCE - FLEET

Qty	Item	Name	Fund	FundCenter	Fund Prg	Grant	Amount
.55	Total	510100 - Salaries and Wages - Regular					\$32,220
.55	Total	520900 - Fringe Benefits - FICA Taxes Employer Share					\$2,465
.55	Total	521010 - Fringe Benefits - FRS Retirement Contrib					\$4,392
.55	Total	521110 - Fringe Benefits - Medical Insurance					\$9,012
.55	Total	521120 - Fringe Benefits - Dental Insurance					\$671
.55	Total	521130 - Fringe Benefits - Vision Insurance					\$76
.55	Total	521140 - Fringe Benefits - Accidental Death Dismemberment					\$9
.55	Total	521150 - Fringe Benefits - Long-Term Disability					\$110
.55	Total	521160 - Fringe Benefits - Life Insurance					\$142
1.00	17332	Pump Station Maintenance - Fleet	214001	5210173100	NR	2144	6,528
1.00	17325	Pump Station Maintenance - Fleet	214001	5211174000	NR	2144	10,004
1.00	46183	RS C139 FEB-CS M&R Vehicles	217000	5211174000	NR	NR	3,800
3.00	Total	530608 - Cont Serv - Maint & Repairs - Vehicles					\$20,332
1.00	15933	Pump Station Maintenance - Fleet	214001	5210173100	NR	2144	70,293
1.00	15920	Pump Station Maintenance - Fleet	214001	5211174000	NR	2144	60,104
2.00	Total	540030 - Oper Expense - Inventory Other Fuels					\$130,397
1.00	17791	Pump Station Maintenance - Fleet	214001	5210173100	NR	2144	5,830
1.00	23036	Pump Station Maintenance- Fleet	214001	5210173100	NR	2144	13,000
1.00	17783	Pump Station Maintenance - Fleet	214001	5211174000	NR	2144	29,869
1.00	46184	RS C139 FEB-OE P&S Fleet	217000	5211174000	NR	NR	2,000
4.00	Total	541502 - Oper Expense - Parts,Supp - Fleet					\$50,699
	Total	PUMP STATION MAINTENANCE - FLEET					\$250,525

DISTRICT EVERGLADES PROGRAM

BV04 LEVEE MAINTENANCE - FLEET

Qty	Item	Name	Fund	FundCenter	Fund Prg	Grant	Amount
1.15		Total	510100	-	Salaries and Wages - Regular		\$67,684
1.15		Total	520900	-	Fringe Benefits - FICA Taxes Employer Share		\$5,178
1.15		Total	521010	-	Fringe Benefits - FRS Retirement Contrib		\$10,803
1.15		Total	521110	-	Fringe Benefits - Medical Insurance		\$18,844
1.15		Total	521120	-	Fringe Benefits - Dental Insurance		\$1,403
1.15		Total	521130	-	Fringe Benefits - Vision Insurance		\$158
1.15		Total	521140	-	Fringe Benefits - Accidental Death Dismemberment		\$18
1.15		Total	521150	-	Fringe Benefits - Long-Term Disability		\$230
1.15		Total	521160	-	Fringe Benefits - Life Insurance		\$281
1.00	17356	Levee Maintenance - Fleet	214001	5210173100	NR	2144	5,275
1.00	17326	Levee Maintenance - Fleet	214001	5211174000	NR	2144	27,920
1.00	46185	RS A1 FEB-CS M&R Vehicles	217000	5211174000	NR	NR	4,625
1.00	46186	RS C139 FEB-CS M&R Vehicles	217000	5211174000	NR	NR	3,800
4.00		Total	530608	-	Cont Serv - Maint & Repairs - Vehicles		\$41,620
1.00	15934	Levee Maintenance - Fleet	214001	5210173100	NR	2144	36,611
1.00	15921	Levee Maintenance - Fleet	214001	5211174000	NR	2144	63,506
2.00		Total	540030	-	Oper Expense - Inventory Other Fuels		\$100,117
1.00	46187	RS A1 FEB-OE Inv Oils and Lubricant	217000	5211174000	NR	NR	1,200
1.00		Total	540040	-	Oper Expense - Inventory Oils/Lubricants/Solvents		\$1,200
1.00	17821	Levee Maintenance - Fleet	214001	5210173100	NR	2144	5,534
1.00	23037	Levee Maintenance-Fleet	214001	5210173100	NR	2144	13,333
1.00	17784	Levee Maintenance - Fleet	214001	5211174000	NR	2144	41,081

DISTRICT EVERGLADES PROGRAM

BV04 LEVEE MAINTENANCE - FLEET

Qty	Item	Name	Fund	FundCenter	Fund Prg	Grant	Amount
1.00	46188	RS A1 FEB-OE P&S Fleet	217000	5211174000	NR	NR	8,500
1.00	46189	RS C139 FEB-OE P&S Fleet	217000	5211174000	NR	NR	10,500
5.00		Total	541502	-	Oper Expense - Parts,Supp - Fleet		\$78,948
		Total			LEVEE MAINTENANCE - FLEET		\$326,484

DISTRICT EVERGLADES PROGRAM

Qty	Item	Name	Fund	FundCenter	Fund Prg	Grant	Amount	
.40		Total	510100	-	Salaries and Wages - Regular		\$25,706	
.40		Total	520900	-	Fringe Benefits - FICA Taxes Employer Share		\$1,965	
.40		Total	521010	-	Fringe Benefits - FRS Retirement Contrib		\$3,502	
.40		Total	521110	-	Fringe Benefits - Medical Insurance		\$6,553	
.40		Total	521120	-	Fringe Benefits - Dental Insurance		\$488	
.40		Total	521130	-	Fringe Benefits - Vision Insurance		\$54	
.40		Total	521140	-	Fringe Benefits - Accidental Death Dismemberment		\$8	
.40		Total	521150	-	Fringe Benefits - Long-Term Disability		\$80	
.40		Total	521160	-	Fringe Benefits - Life Insurance		\$100	
1.00	17327	Canal Maintenance - Fleet	214001	5211174000	NR	2144	4,334	
1.00		Total	530608	-	Cont Serv - Maint & Repairs - Vehicles		\$4,334	
1.00	15922	Canal Maintenance - Fleet	214001	5211174000	NR	2144	33,454	
1.00		Total	540030	-	Oper Expense - Inventory Other Fuels		\$33,454	
1.00	17786	Canal Maintenance - Fleet	214001	5211174000	NR	2144	5,081	
1.00		Total	541502	-	Oper Expense - Parts,Supp - Fleet		\$5,081	
		Total	CANAL MAINTENANCE - FLEET					\$81,325

DISTRICT EVERGLADES PROGRAM

BV06 TELEMETRY MAINTENANCE - FLEET

Qty	Item	Name	Fund	FundCenter	Fund Prg	Grant	Amount
1.00	17329	Telemetry Maintenance - Fleet	214001	5210173100	NR	2144	2,117
1.00		Total 530608 - Cont Serv - Maint & Repairs - Vehicles					\$2,117
1.00	15935	Telemetry Maintenance - Fleet	214001	5210173100	NR	2144	14,644
1.00		Total 540030 - Oper Expense - Inventory Other Fuels					\$14,644
1.00	17788	Telemetry Maintenance - Fleet	214001	5210173100	NR	2144	13,511
1.00		Total 541502 - Oper Expense - Parts,Supp - Fleet					\$13,511
		Total TELEMETRY MAINTENANCE - FLEET					\$30,272

DISTRICT EVERGLADES PROGRAM

BV07 AQUATIC PLANT CONTROL - FLEET

Qty	Item	Name	Fund	FundCenter	Fund Prg	Grant	Amount
1.00	17358	Aquatic Plant Control - Fleet	214001	5210173100	NR	2144	3,175
1.00	17328	Aquatic Plant Control - Fleet	214001	5211174000	NR	2144	1,668
2.00		Total 530608 - Cont Serv - Maint & Repairs - Vehicles					\$4,843
1.00	15936	Aquatic Plant Control - Fleet	214001	5210173100	NR	2144	16,841
1.00	15923	Aquatic Weed Control - Fleet	214001	5211174000	NR	2144	7,938
2.00		Total 540030 - Oper Expense - Inventory Other Fuels					\$24,779
1.00	17824	Aquatic Plant Control - Fleet	214001	5210173100	NR	2144	5,250
1.00	23038	Aquatic Plant Control-Fleet	214001	5210173100	NR	2144	10,334
1.00	17787	Aquatic Plant Control - Fleet	214001	5211174000	NR	2144	3,050
3.00		Total 541502 - Oper Expense - Parts,Supp - Fleet					\$18,634
		Total AQUATIC PLANT CONTROL - FLEET					\$48,256

DISTRICT EVERGLADES PROGRAM

Qty	Item	Name	Fund	FundCenter	Fund Prg	Grant	Amount
1.00	17357	Compliance - Fleet	214001	5210173100	NR	2144	6,233
1.00		Total 530608 - Cont Serv - Maint & Repairs - Vehicles					\$6,233
1.00	15916	Compliance - Fleet	214001	5210173100	NR	2144	25,042
1.00		Total 540030 - Oper Expense - Inventory Other Fuels					\$25,042
1.00	17823	Compliance - Fleet	214001	5210173100	NR	2144	10,989
1.00		Total 541502 - Oper Expense - Parts,Supp - Fleet					\$10,989
		Total COMPLIANCE - FLEET					\$42,264

DISTRICT EVERGLADES PROGRAM

BV99 DISTRICT EVERGLADES FLEET OVERHEAD

Qty	Item	Name	Fund	FundCenter	Fund Prg	Grant	Amount
.35	Total	510100 - Salaries and Wages - Regular					\$21,270
.35	Total	520900 - Fringe Benefits - FICA Taxes Employer Share					\$1,627
.35	Total	521010 - Fringe Benefits - FRS Retirement Contrib					\$2,899
.35	Total	521110 - Fringe Benefits - Medical Insurance					\$5,735
.35	Total	521120 - Fringe Benefits - Dental Insurance					\$427
.35	Total	521130 - Fringe Benefits - Vision Insurance					\$48
.35	Total	521140 - Fringe Benefits - Accidental Death Dismemberment					\$5
.35	Total	521150 - Fringe Benefits - Long-Term Disability					\$70
.35	Total	521160 - Fringe Benefits - Life Insurance					\$77
1.00	46190	RS C139 FEB-CS Equipment Inspection	217000	5211174000	NR	NR	8,500
1.00	Total	530405 - Cont Serv - Equipment Inspections					\$8,500
1.00	17474	District Everglades Fleet Overhead	217000	5210173100	NR	NR	62
1.00	17457	District Everglades Fleet Overhead	217000	5211174000	NR	NR	64
2.00	Total	531103 - Cont Serv - Waste Disposal Services					\$126
1.00	17516	District Everglades Fleet Overhead	217000	5210173100	NR	NR	2,167
1.00	17501	District Everglades Fleet Overhead	217000	5211174000	NR	NR	2,253
2.00	Total	540040 - Oper Expense - Inventory Oils/Lubricants/Solvents					\$4,420
1.00	17537	District Everglades Fleet Overhead	217000	5210173100	NR	NR	125
1.00	17530	District Everglades Fleet Overhead	217000	5211174000	NR	NR	129
2.00	Total	541100 - Oper Expense - Books/Subscriptions					\$254

DISTRICT EVERGLADES PROGRAM

BV99 DISTRICT EVERGLADES FLEET OVERHEAD

Qty	Item	Name	Fund	FundCenter	Fund Prg	Grant	Amount
1.00	17728	District Everglades Fleet Overhead	217000	5210173100	NR	NR	742
1.00	17699	District Everglades Fleet Overhead	217000	5211174000	NR	NR	772
2.00		Total 541400 - Oper Expense - Tools/Equipment/PPE					\$1,514
1.00	17822	District Everglades Fleet Overhead	217000	5210173100	NR	NR	3,130
1.00	17785	District Everglades Fleet Overhead	217000	5211174000	NR	NR	3,238
2.00		Total 541502 - Oper Expense - Parts,Supp - Fleet					\$6,368
		Total DISTRICT EVERGLADES FLEET OVERHEAD					\$53,340

DISTRICT EVERGLADES PROGRAM

BZ00		EVERGLADES PROGRAM SUPPORT						
Qty	Item	Name	Fund	FundCenter	Fund Prg	Grant	Amount	
4.00		Total	510100	-	Salaries and Wages - Regular		\$352,190	
4.00		Total	520900	-	Fringe Benefits - FICA Taxes Employer Share		\$27,241	
4.00		Total	521010	-	Fringe Benefits - FRS Retirement Contrib		\$66,640	
4.00		Total	521110	-	Fringe Benefits - Medical Insurance		\$70,306	
4.00		Total	521120	-	Fringe Benefits - Dental Insurance		\$4,880	
4.00		Total	521130	-	Fringe Benefits - Vision Insurance		\$547	
4.00		Total	521140	-	Fringe Benefits - Accidental Death Dismemberment		\$58	
4.00		Total	521150	-	Fringe Benefits - Long-Term Disability		\$800	
4.00		Total	521160	-	Fringe Benefits - Life Insurance		\$994	
6.00		Total	529990	-	Fringe Benefits - Other Personnel Benefits		\$65,607	
1.00	16162	407- Unscheduled Maintenance	217003	2110108500	NR	NR	70,981	
1.00		Total	530600	-	Cont Serv - Maintenance and Repairs		\$70,981	
1.00	11696	Aircraft Fuel (Float)	217000	2110108500	NR	NR	57,445	
1.00		Total	540030	-	Oper Expense - Inventory Other Fuels		\$57,445	
1.00	12442	Books & Reference Materials	217000	4409160000	NR	NR	90	
1.00		Total	541100	-	Oper Expense - Books/Subscriptions		\$90	
1.00	17092	407 - Unscheduled Maintenance	217000	2110108500	NR	NR	30,307	
1.00	12026	5000 Hour Inspection	217000	2110108500	NR	NR	76,355	
1.00	16161	Float Unscheduled Maintenance	217000	2110108500	NR	NR	144,236	
3.00		Total	541500	-	Oper Expense - Parts and Supplies		\$250,898	

DISTRICT EVERGLADES PROGRAM

BZ00 EVERGLADES PROGRAM SUPPORT

Qty	Item	Name	Fund	FundCenter	Fund Prg	Grant	Amount
1.00	15731	Office Supplies	217000	4409160000	NR	NR	301
1.00		Total 541510 - Oper Expense - Parts,Supp - Office					\$301
1.00	13653	Pilot Physical - Float	217000	2114308300	NR	NR	103
1.00		Total 541900 - Oper Expense - Other					\$103
1.00	14013	Training & Conferences	217000	4409160000	NR	NR	7,206
1.00		Total 542000 - Oper Expense - Conference Registrations					\$7,206
1.00	15678	District Business Travel	217000	4409160000	NR	NR	2,369
1.00		Total 542100 - Oper Expense - District Travel					\$2,369
1.00	15151	Memberships, Dues and/or Fees	217000	4410160100	NR	NR	135
1.00		Total 542310 - Oper Expense - Memberships, Dues and Fees					\$135
1.00	13655	Bell Helicopter Recurret Trng - Float	217000	2110108500	NR	NR	16,200
1.00		Total 542400 - Oper Expense - Professional Licenses					\$16,200
1.00	66	Tax Collector Fees - Ag Tax	217000	9999999599	NR	NR	229,000
1.00	65	Tax Collector Fees - Everglades	217000	9999999599	NR	NR	191,000
1.00	15608	Tax Collector Fees - Everglades	217000	9999999599	NR	NR	603,933
3.00		Total 543100 - Oper Expense - Tax Collector's Fees					\$1,023,933
1.00	12525	Palm Beach County Agreement	217000	9999999599	NR	NR	3,200
1.00	12291	Property Appraiser Fees - Ag Tax	217000	9999999599	NR	NR	1,916
1.00	15595	Property Appraiser Fees - District	217000	9999999599	NR	NR	72,728
1.00	70	Property Appraiser Fees - Everglades	217000	9999999599	NR	NR	192,577
1.00	24234	Property Appraiser Fees - Everglades	217000	9999999599	NR	NR	83,586
5.00		Total 543150 - Oper Expense - County Appraiser's Fee					\$354,007
1.00	13656	Hangar/Office Rental	217000	2111109200	NR	NR	21,768
1.00		Total 543650 - Oper Expense - Space Rental					\$21,768

DISTRICT EVERGLADES PROGRAM

BZ00 EVERGLADES PROGRAM SUPPORT

Qty	Item	Name	Fund	FundCenter	Fund Prg	Grant	Amount
1.00	13759	Printing / Publication Services	217000	4410160100	NR	NR	3,015
1.00		Total	543660	- Oper Expense - Printing Services (non-outreach)			\$3,015
1.00	12491	Self Insurance Charges	217000	9999999999	NR	NR	364,265
1.00	35516	Self Insurance Charges	217000	9999999999	NR	NR	53,919
2.00		Total	547000	- Oper Expense - Self-Insurance Charges			\$418,184
		Total		EVERGLADES PROGRAM SUPPORT			\$2,815,898

KISSIMMEE WATERSHED

FA07 USACE PROJECT COORDINATION

Qty	Item	Name	Fund	FundCenter	Fund Prg	Grant	Amount
3.90	Total	510100 - Salaries and Wages - Regular					\$359,175
3.90	Total	520900 - Fringe Benefits - FICA Taxes Employer Share					\$27,478
3.90	Total	521010 - Fringe Benefits - FRS Retirement Contrib					\$58,204
3.90	Total	521110 - Fringe Benefits - Medical Insurance					\$65,334
3.90	Total	521120 - Fringe Benefits - Dental Insurance					\$4,758
3.90	Total	521130 - Fringe Benefits - Vision Insurance					\$534
3.90	Total	521140 - Fringe Benefits - Accidental Death Dismemberment					\$62
3.90	Total	521150 - Fringe Benefits - Long-Term Disability					\$780
3.90	Total	521160 - Fringe Benefits - Life Insurance					\$1,002
	Total	USACE PROJECT COORDINATION					\$517,327

KISSIMMEE WATERSHED

FA08 KISSIMMEE BASIN HYDROLOGIC MONITORING

Qty	Item	Name	Fund	FundCenter	Fund Prg	Grant	Amount	
1.30	Total	510100 - Salaries and Wages - Regular					\$98,867	
1.30	Total	520900 - Fringe Benefits - FICA Taxes Employer Share					\$7,565	
1.30	Total	521010 - Fringe Benefits - FRS Retirement Contrib					\$15,185	
1.30	Total	521110 - Fringe Benefits - Medical Insurance					\$21,303	
1.30	Total	521120 - Fringe Benefits - Dental Insurance					\$1,586	
1.30	Total	521130 - Fringe Benefits - Vision Insurance					\$178	
1.30	Total	521140 - Fringe Benefits - Accidental Death Dismemberment					\$22	
1.30	Total	521150 - Fringe Benefits - Long-Term Disability					\$260	
1.30	Total	521160 - Fringe Benefits - Life Insurance					\$327	
1.00	27162	SCADA Well Maint for KRR	202000	5511184600	100828	NR	40,000	
1.00	Total	530600 - Cont Serv - Maintenance and Repairs					\$40,000	
1.00	27163	SCADA Well Maint for KRR	202000	5511184600	100828	NR	70,000	
1.00	Total	540050 - Oper Expense - Inventory Parts and Supplies					\$70,000	
	Total	KISSIMMEE BASIN HYDROLOGIC MONITORING						\$255,293

KISSIMMEE WATERSHED

FA12 KISSIMMEE RIVER RESTORATION EVALUATION PROGRAM

Qty	Item	Name	Fund	FundCenter	Fund Prg	Grant	Amount
10.55		Total	510100	-	Salaries and Wages - Regular		\$931,502
10.55		Total	520900	-	Fringe Benefits - FICA Taxes Employer Share		\$71,261
10.55		Total	521010	-	Fringe Benefits - FRS Retirement Contrib		\$135,026
10.55		Total	521110	-	Fringe Benefits - Medical Insurance		\$173,819
10.55		Total	521120	-	Fringe Benefits - Dental Insurance		\$12,871
10.55		Total	521130	-	Fringe Benefits - Vision Insurance		\$1,448
10.55		Total	521140	-	Fringe Benefits - Accidental Death Dismemberment		\$162
10.55		Total	521150	-	Fringe Benefits - Long-Term Disability		\$2,110
10.55		Total	521160	-	Fringe Benefits - Life Insurance		\$2,704
1.00	15489	KRREP WB & WF Food Avail Study	202000	4415165000	100651	NR	5,000
1.00	45612	Kiss Rest Eval-Fish Telemetry Study	202000	4415165000	100651	NR	106,737
1.00	45613	Kiss Rest Eval-KR & HW Map Imagery	202000	4415165000	100651	NR	83,750
1.00	45614	Kiss Rest Eval-Satellite imagery	202000	4415165000	100651	NR	15,000
1.00	45615	Kiss Rest Eval-VegMgt KR PH#1 Floodplain	202000	4415165000	100651	NR	585,000
5.00		Total	530100	-	Cont Serv - External Provider		\$795,487
1.00	45616	Kiss Rest Eval-Supplmntl DO Netwk Maint	202000	4415165000	100651	NR	7,000
1.00	15486	YSI Sonde Repairs & Maintenance	202000	4415165000	100651	NR	6,000
2.00		Total	530600	-	Cont Serv - Maintenance and Repairs		\$13,000
1.00	15485	Small Tools & Equipment	202000	4415165000	100651	NR	2,000
1.00		Total	541400	-	Oper Expense - Tools/Equipment/PPE		\$2,000

KISSIMMEE WATERSHED

FA12 KISSIMMEE RIVER RESTORATION EVALUATION PROGRAM

Qty	Item	Name	Fund	FundCenter	Fund Prg	Grant	Amount
1.00	45617	Kiss Rest Eval-Supplemental OE Supplies	202000	4415165000	100651	NR	3,000
1.00	15484	Parts/Supplies-Other	202000	4415165000	100651	NR	3,350
2.00		Total 541500 - Oper Expense - Parts and Supplies					\$6,350
1.00	45618	Kiss Rest Eval-DO; MX800	202000	4415165000	100651	NR	4,500
1.00		Total 541590 - Oper Expense - Attractive Items					\$4,500
1.00	15704	Field Travel to Kiss River	202000	4409160000	100651	NR	9,288
1.00	45619	Kiss Rest Eval-Supplemental Field Travel	202000	4415165000	100651	NR	8,000
2.00		Total 542100 - Oper Expense - District Travel					\$17,288
1.00	15487	KRREP Riverwoods Field Lab	202000	4415165000	100651	NR	339,056
1.00	45620	Kiss Rest Eval-Supplemental WB&WF	202000	4415165000	100651	NR	6,000
1.00	45621	Kiss Rest Eval-Suppmntl Riverwoods FL	202000	4415165000	100651	NR	70,000
3.00		Total 545040 - Oper Expense - Interagency Public Univ					\$415,056
		Total KISSIMMEE RIVER RESTORATION EVALUATION PROGRAM					\$2,584,584

KISSIMMEE WATERSHED

FB01 KCOL LONG-TERM MANAGEMENT PLAN DEV, IMP & COORDINATION

Qty	Item	Name	Fund	FundCenter	Fund Prg	Grant	Amount	
.70	Total	510100 - Salaries and Wages - Regular					\$51,827	
.70	Total	520900 - Fringe Benefits - FICA Taxes Employer Share					\$3,965	
.70	Total	521010 - Fringe Benefits - FRS Retirement Contrib					\$7,064	
.70	Total	521110 - Fringe Benefits - Medical Insurance					\$11,470	
.70	Total	521120 - Fringe Benefits - Dental Insurance					\$854	
.70	Total	521130 - Fringe Benefits - Vision Insurance					\$96	
.70	Total	521140 - Fringe Benefits - Accidental Death Dismemberment					\$11	
.70	Total	521150 - Fringe Benefits - Long-Term Disability					\$140	
.70	Total	521160 - Fringe Benefits - Life Insurance					\$180	
1.00	14303	Small Tools & Equipment	202000	4415165000	101213	NR	350	
1.00	Total	541500 - Oper Expense - Parts and Supplies					\$350	
1.00	15680	Field Travel to KCOL	202000	4409160000	101213	NR	2,387	
1.00	Total	542100 - Oper Expense - District Travel					\$2,387	
	Total	KCOL LONG-TERM MANAGEMENT PLAN DEV, IMP & COORDINATION						\$78,344

KISSIMMEE WATERSHED

FZ00 KR PROGRAM SUPPORT

Qty	Item	Name	Fund	FundCenter	Fund Prg	Grant	Amount
.90	Total	510100 - Salaries and Wages - Regular					\$98,707
.90	Total	520900 - Fringe Benefits - FICA Taxes Employer Share					\$7,551
.90	Total	521010 - Fringe Benefits - FRS Retirement Contrib					\$17,085
.90	Total	521110 - Fringe Benefits - Medical Insurance					\$18,083
.90	Total	521120 - Fringe Benefits - Dental Insurance					\$1,098
.90	Total	521130 - Fringe Benefits - Vision Insurance					\$123
.90	Total	521140 - Fringe Benefits - Accidental Death Dismemberment					\$14
.90	Total	521150 - Fringe Benefits - Long-Term Disability					\$180
.90	Total	521160 - Fringe Benefits - Life Insurance					\$224
1.00	12750	KRREP Vehicle, Boat, Trailer Repairs & M	202000	4415165000	NR	NR	2,500
1.00	Total	530608 - Cont Serv - Maint & Repairs - Vehicles					\$2,500
1.00	12472	Oils/Lubricants	202000	4415165000	NR	NR	200
1.00	Total	540040 - Oper Expense - Inventory Oils/Lubricants/Solvents					\$200
1.00	12363	Books & Reference Materials	202000	4415165000	NR	NR	405
1.00	Total	541100 - Oper Expense - Books/Subscriptions					\$405
1.00	15722	Office Supplies	202000	4415165000	NR	NR	947
1.00	Total	541510 - Oper Expense - Parts,Supp - Office					\$947
1.00	15381	Kissimmee River Program Support	202000	5110171100	NR	NR	3,850
1.00	Total	541512 - Oper Expense - Parts and Supplies Water Control Structure					\$3,850

KISSIMMEE WATERSHED

FZ00 KR PROGRAM SUPPORT

Qty	Item	Name	Fund	FundCenter	Fund Prg	Grant	Amount
1.00	13489	Training & Conferences	202000	4409160000	NR	NR	1,819
1.00		Total	542000	-	Oper Expense - Conference Registrations		\$1,819
1.00	15154	Professional Licenses	202000	4410160100	NR	NR	369
1.00		Total	542400	-	Oper Expense - Professional Licenses		\$369
1.00	12966	Riverwoods Field Facility Electric	202000	4415165000	NR	NR	12,100
1.00		Total	543701	-	Oper Expense - Electrical Service		\$12,100
		Total			KR PROGRAM SUPPORT		\$165,255

LAKE OKEECHOBEE

I516		TAYLOR CREEK (GRASSY ISLAND)								
Qty	Item	Name	Fund	FundCenter	Fund Prg	Grant			Amount	
.20	Total	510100 - Salaries and Wages - Regular							\$24,274	
.20	Total	520900 - Fringe Benefits - FICA Taxes Employer Share							\$1,857	
.20	Total	521010 - Fringe Benefits - FRS Retirement Contrib							\$3,308	
.20	Total	521110 - Fringe Benefits - Medical Insurance							\$3,277	
.20	Total	521120 - Fringe Benefits - Dental Insurance							\$244	
.20	Total	521130 - Fringe Benefits - Vision Insurance							\$27	
.20	Total	521140 - Fringe Benefits - Accidental Death Dismemberment							\$3	
.20	Total	521150 - Fringe Benefits - Long-Term Disability							\$40	
.20	Total	521160 - Fringe Benefits - Life Insurance							\$51	
1.00	32015 2024 SA1716 NEEPP	Grassy Island FEB	425000	5613222000	101239	2140			14,640,000	
1.00	Total	580800 - Capital Outlay - Water Control Structures							\$14,640,000	
	Total	TAYLOR CREEK (GRASSY ISLAND)							\$14,673,081	

LAKE OKEECHOBEE

I517	LAKESIDE RANCH STA				Fund	FundCenter	Fund Prg	Grant	Amount
Qty	Item	Name							
.40	Total	510100	-	Salaries and Wages - Regular					\$24,477
.40	Total	520900	-	Fringe Benefits - FICA Taxes Employer Share					\$1,872
.40	Total	521010	-	Fringe Benefits - FRS Retirement Contrib					\$3,336
.40	Total	521110	-	Fringe Benefits - Medical Insurance					\$6,554
.40	Total	521120	-	Fringe Benefits - Dental Insurance					\$488
.40	Total	521130	-	Fringe Benefits - Vision Insurance					\$54
.40	Total	521140	-	Fringe Benefits - Accidental Death Dismemberment					\$6
.40	Total	521150	-	Fringe Benefits - Long-Term Disability					\$80
.40	Total	521160	-	Fringe Benefits - Life Insurance					\$99
	Total	LAKESIDE RANCH STA							\$36,966

LAKE OKEECHOBEE

I521	BRADY RANCH		Fund	FundCenter	Fund Prg	Grant	Amount
Qty	Item	Name					
.70	Total	510100 - Salaries and Wages - Regular					\$75,596
.70	Total	520900 - Fringe Benefits - FICA Taxes Employer Share					\$6,110
.70	Total	521010 - Fringe Benefits - FRS Retirement Contrib					\$10,884
.70	Total	521110 - Fringe Benefits - Medical Insurance					\$11,471
.70	Total	521120 - Fringe Benefits - Dental Insurance					\$854
.70	Total	521130 - Fringe Benefits - Vision Insurance					\$96
.70	Total	521140 - Fringe Benefits - Accidental Death Dismemberment					\$12
.70	Total	521150 - Fringe Benefits - Long-Term Disability					\$140
.70	Total	521160 - Fringe Benefits - Life Insurance					\$180
	Total	BRADY RANCH					\$105,343

LAKE OKEECHOBEE

IP01 IN-LAKE ASSESSMENT

Qty	Item	Name	Fund	FundCenter	Fund Prg	Grant	Amount
8.85	Total	510100 - Salaries and Wages - Regular					\$685,175
8.85	Total	520900 - Fringe Benefits - FICA Taxes Employer Share					\$52,414
8.85	Total	521010 - Fringe Benefits - FRS Retirement Contrib					\$93,388
8.85	Total	521110 - Fringe Benefits - Medical Insurance					\$147,156
8.85	Total	521120 - Fringe Benefits - Dental Insurance					\$10,797
8.85	Total	521130 - Fringe Benefits - Vision Insurance					\$1,211
8.85	Total	521140 - Fringe Benefits - Accidental Death Dismemberment					\$135
8.85	Total	521150 - Fringe Benefits - Long-Term Disability					\$1,770
8.85	Total	521160 - Fringe Benefits - Life Insurance					\$2,263
1.00	15155	Taxonomic Support Services	202000	4415165000	101214	NR	79,410
1.00	Total	530100 - Cont Serv - External Provider					\$79,410
1.00	21097	Lake O Monitoring Lab Contract Services	214001	4511167100	101233	NR	130,000
1.00	21047	Lake Okee In-Lake Monit WQMS Contr Serv	214001	4513169300	101233	NR	159,408
2.00	Total	530122 - Cont Serv - Science and Tech. Support Services					\$289,408
1.00	12468	Lake Okeechobee Misc Lab Equipment Maint	202000	4415165000	101214	NR	3,600
1.00	Total	530600 - Cont Serv - Maintenance and Repairs					\$3,600
1.00	15066	Lake Okeechobee Vehicle,Boat,Trailer Re	202000	4415165000	101214	NR	2,500
1.00	Total	530608 - Cont Serv - Maint & Repairs - Vehicles					\$2,500

LAKE OKEECHOBEE

IP01 IN-LAKE ASSESSMENT

Qty	Item	Name	Fund	FundCenter	Fund Prg	Grant	Amount
1.00	24679	Lake O InReach Sat Tracking Emerg SW sub	202000	4415165000	101214	NR	1,000
1.00		Total 541100 - Oper Expense - Books/Subscriptions					\$1,000
1.00	15070	Lake Okeechobee Small Tools	202000	4415165000	101214	NR	300
1.00		Total 541400 - Oper Expense - Tools/Equipment/PPE					\$300
1.00	12470	Lake Okeechobee Equip & Supplies Biomo	202000	4415165000	101214	NR	8,000
1.00	15068	Lake Okeechobee General Field Supplies	202000	4415165000	101214	NR	1,500
1.00	21046	Lake Okee In-Lake Monit WQMS Field Supp	214001	4513169300	101233	NR	65,000
3.00		Total 541500 - Oper Expense - Parts and Supplies					\$74,500
1.00	15067	Lake Okeechobee General Lab Supplies	202000	4415165000	101214	NR	15,000
1.00	12317	Lab P/S In Lake Assessment	202000	4511167100	NR	NR	13,000
1.00	21103	Lake O In-Lake Monitoring Lab Supplies	214001	4511167100	101233	NR	65,000
3.00		Total 541506 - Oper Expense - Parts,Supp - Laboratory					\$93,000
1.00	15065	Lake Okeechobee Freight	202000	4415165000	101214	NR	250
1.00		Total 543800 - Oper Expense - Freight					\$250
1.00	21095	Lake O Monitoring Lab State Contracts	214001	4511167100	101233	NR	198,000
1.00		Total 545010 - Oper Expense - Interagency State of FL					\$198,000
1.00	46847	SB1638 Lake O Study	214001	4415165000	101408	2145	1,500,000
1.00		Total 545040 - Oper Expense - Interagency Public Univ					\$1,500,000
1.00	21052	Lake Okee In-Lake Monitor WQMS Equipment	424001	4513169600	101233	NR	200,000
1.00		Total 589340 - Capital Outlay - Equipment Water Measurement					\$200,000
		Total IN-LAKE ASSESSMENT					\$3,436,277

LAKE OKEECHOBEE

IP06	WATERSHED P REDUCTION PROJECTS				Fund	FundCenter	Fund Prg	Grant	Amount
Qty	Item	Name							
.60	Total	510100	-	Salaries and Wages - Regular					\$57,599
.60	Total	520900	-	Fringe Benefits - FICA Taxes Employer Share					\$4,407
.60	Total	521010	-	Fringe Benefits - FRS Retirement Contrib					\$7,850
.60	Total	521110	-	Fringe Benefits - Medical Insurance					\$9,832
.60	Total	521120	-	Fringe Benefits - Dental Insurance					\$732
.60	Total	521130	-	Fringe Benefits - Vision Insurance					\$82
.60	Total	521140	-	Fringe Benefits - Accidental Death Dismemberment					\$10
.60	Total	521150	-	Fringe Benefits - Long-Term Disability					\$120
.60	Total	521160	-	Fringe Benefits - Life Insurance					\$155
	Total	WATERSHED P REDUCTION PROJECTS							\$80,787

LAKE OKEECHOBEE

IP09	WATERSHED MODELING				Fund	FundCenter	Fund Prg	Grant	Amount
Qty	Item	Name							
.70	Total	510100	-	Salaries and Wages - Regular					\$62,926
.70	Total	520900	-	Fringe Benefits - FICA Taxes Employer Share					\$4,814
.70	Total	521010	-	Fringe Benefits - FRS Retirement Contrib					\$8,577
.70	Total	521110	-	Fringe Benefits - Medical Insurance					\$11,470
.70	Total	521120	-	Fringe Benefits - Dental Insurance					\$854
.70	Total	521130	-	Fringe Benefits - Vision Insurance					\$96
.70	Total	521140	-	Fringe Benefits - Accidental Death Dismemberment					\$11
.70	Total	521150	-	Fringe Benefits - Long-Term Disability					\$140
.70	Total	521160	-	Fringe Benefits - Life Insurance					\$180
	Total	WATERSHED MODELING							\$89,068

LAKE OKEECHOBEE

IP13		WQ ASSESSMENT AND REPORTING						
Qty	Item	Name	Fund	FundCenter	Fund Prg	Grant	Amount	
1.80		Total	510100	-	Salaries and Wages - Regular		\$144,494	
1.80		Total	520900	-	Fringe Benefits - FICA Taxes Employer Share		\$11,055	
1.80		Total	521010	-	Fringe Benefits - FRS Retirement Contrib		\$20,648	
1.80		Total	521110	-	Fringe Benefits - Medical Insurance		\$29,495	
1.80		Total	521120	-	Fringe Benefits - Dental Insurance		\$2,196	
1.80		Total	521130	-	Fringe Benefits - Vision Insurance		\$247	
1.80		Total	521140	-	Fringe Benefits - Accidental Death Dismemberment		\$26	
1.80		Total	521150	-	Fringe Benefits - Long-Term Disability		\$360	
1.80		Total	521160	-	Fringe Benefits - Life Insurance		\$450	
1.00	15114	Cont Serv - LOOP Maint/Repair	202000	5511184600	NR	NR	4,086	
1.00		Total	530100	-	Cont Serv - External Provider		\$4,086	
1.00	15838	Hydrologic Data Processing	202000	5512185500	101247	NR	12,550	
1.00		Total	530190	-	Cont Serv - External Provider (OPS)		\$12,550	
1.00	15115	Oper Exp - LOOP Parts & Supplies	202000	5511184600	NR	NR	3,014	
1.00		Total	541500	-	Oper Expense - Parts and Supplies		\$3,014	
		Total	WQ ASSESSMENT AND REPORTING					\$228,621

LAKE OKEECHOBEE

IP14 REGIONAL P CONTROL PROJECTS

Qty	Item	Name	Fund	FundCenter	Fund Prg	Grant	Amount
5.30	Total	510100 - Salaries and Wages - Regular					\$418,768
5.30	Total	520900 - Fringe Benefits - FICA Taxes Employer Share					\$32,039
5.30	Total	521010 - Fringe Benefits - FRS Retirement Contrib					\$59,746
5.30	Total	521110 - Fringe Benefits - Medical Insurance					\$87,801
5.30	Total	521120 - Fringe Benefits - Dental Insurance					\$6,466
5.30	Total	521130 - Fringe Benefits - Vision Insurance					\$725
5.30	Total	521140 - Fringe Benefits - Accidental Death Dismemberment					\$85
5.30	Total	521150 - Fringe Benefits - Long-Term Disability					\$1,060
5.30	Total	521160 - Fringe Benefits - Life Insurance					\$1,329
1.00	45608	10 mi Crk-Contract Science Supp	202000	4412162000	NR	NR	181,125
1.00	Total	530100 - Cont Serv - External Provider					\$181,125
1.00	45635	Lksd R STA PH1 N-CAR Staff Aug	202000	4512168100	NR	NR	27,516
1.00	45851	Lksd R STA PH2 S-CAR Staff Aug	101000	4512168100	NR	NR	27,516
1.00	45852	Lksd R STA S191A-CAR Staff Aug	101000	4512168100	NR	NR	19,655
1.00	26037	WQM QA Support Contingent Worker	202000	4513169600	NR	NR	22,875
4.00	Total	530122 - Cont Serv - Science and Tech. Support Services					\$97,562
1.00	12474	Supplies	202000	4412162000	101216	NR	835
1.00	Total	541400 - Oper Expense - Tools/Equipment/PPE					\$835
1.00	16168	N STA Site Equip Install Repair & Maint.	202000	4513169300	NR	NR	1,800
1.00	16169	Northern STA WQM Parts & Supplies	202000	4513169300	NR	NR	7,200
1.00	15095	WQM Taylor Creek Field Supplies	202000	4513169300	NR	NR	1,328
3.00		541500 - Oper Expense - Parts and Supplies					\$10,328

LAKE OKEECHOBEE

IP14 REGIONAL P CONTROL PROJECTS

Qty	Item	Name	Fund	FundCenter	Fund Prg	Grant	Amount	
		Total	541500	-	Oper Expense - Parts and Supplies			
1.00	45609	10 mi Crk-Science Supp (Lab) Supp	202000	4412162000	NR	NR	400	
1.00	45880	Lksd R STA PH1 N-Sci Lab Supply	101000	4412162000	NR	NR	550	
1.00	14265	Lab P/S Nubbin Slough STA	202000	4511167100	NR	NR	13,000	
1.00	13701	Lab P/S Taylor Creek STA	202000	4511167100	NR	NR	5,015	
1.00	45622	Lksd R STA PH1 N-Lab Supplies	202000	4511167100	NR	NR	1,125	
1.00	45623	Lksd R STA PH2 S-Lab Anlys Supplies	202000	4511167100	NR	NR	2,163	
1.00	45641	Lksd R STA PH1 N-WQM Parts & Supplies	202000	4513169300	NR	NR	3,000	
1.00	45642	Lksd R STA PH2 S-Field Supplies	202000	4513169300	NR	NR	3,000	
8.00		Total	541506	-	Oper Expense - Parts,Supp - Laboratory		\$28,253	
1.00	14266	WQM Nubbin Slough Sampling	202000	4513169300	NR	NR	2,000	
1.00		Total	541513	-	Oper Expense - Parts and Supplies Other		\$2,000	
1.00	26036	Replacement Field Equipment	202000	4513169300	NR	NR	13,500	
1.00		Total	541590	-	Oper Expense - Attractive Items		\$13,500	
1.00	42002	DEP Taylor Crk STA Innov Tech	214001	4411161000	NR	NR	1,500,000	
1.00	14304	Fish Coll Hg Comp Mon-Nubbin&Taylor STA	202000	4513169400	NR	NR	3,000	
1.00	45645	Lksd R STA PH2 S-Fish Collect Contract	202000	4513169400	NR	NR	6,000	
3.00		Total	545010	-	Oper Expense - Interagency State of FL		\$1,509,000	
1.00	46135	Lksd R STA PH1 N-WQMD Other	402000	4513169300	NR	NR	20,000	
1.00		Total	589340	-	Capital Outlay - Equipment Water Measurement		\$20,000	
		Total	REGIONAL P CONTROL PROJECTS					\$2,470,622

LAKE OKEECHOBEE

IP50	PHASE II TECHNICAL PLAN		Fund	FundCenter	Fund Prg	Grant	Amount
Qty	Item	Name					
9.20	Total	510100 - Salaries and Wages - Regular					\$965,980
9.20	Total	520900 - Fringe Benefits - FICA Taxes Employer Share					\$73,900
9.20	Total	521010 - Fringe Benefits - FRS Retirement Contrib					\$161,445
9.20	Total	521110 - Fringe Benefits - Medical Insurance					\$168,378
9.20	Total	521120 - Fringe Benefits - Dental Insurance					\$11,224
9.20	Total	521130 - Fringe Benefits - Vision Insurance					\$1,260
9.20	Total	521140 - Fringe Benefits - Accidental Death Dismemberment					\$144
9.20	Total	521150 - Fringe Benefits - Long-Term Disability					\$1,840
9.20	Total	521160 - Fringe Benefits - Life Insurance					\$2,360
9.00	Total	529990 - Fringe Benefits - Other Personnel Benefits					\$12,404
1.00	46830	NEEPP Technical Plan	221000	3302139300	NR	NR	1,529
1.00	24302	Water Quality Projects State Grant	214001	3302139300	NR	NR	7,250,000
1.00	15318	NEEPP Planning, Research & WQ Pgm	202000	4215155000	NR	NR	3,900
1.00	17140	NEEPP Planning, Research & WQ Pgm	202000	4215155000	NR	NR	56,760
4.00	Total	530100 - Cont Serv - External Provider					\$7,312,189
1.00	15744	Office Supplies - Northern Everglades	202000	3302139300	NR	NR	1,125
1.00	Total	541510 - Oper Expense - Parts,Supp - Office					\$1,125
1.00	15832	Training and Conference - NEEPP	202000	3301139100	NR	NR	900
1.00	Total	542000 - Oper Expense - Conference Registrations					\$900
1.00	15243	Business Travel - Northern Everglades	202000	3301139100	NR	NR	1,224

LAKE OKEECHOBEE

IP50 PHASE II TECHNICAL PLAN

Qty	Item	Name	Fund	FundCenter	Fund Prg	Grant	Amount
1.00		Total	542100	-	Oper Expense - District Travel		\$1,224
1.00	16053	PE License Recertification - NEEPP	202000	3302139300	NR	NR	270
1.00	26025	PMP Certifications - NEEPP	202000	3302139300	NR	NR	1,200
2.00		Total	542400	-	Oper Expense - Professional Licenses		\$1,470
1.00	41099	NEEPP - Lower Kissimmee STA	424001	5613222000	101327	2090	35,000,000
1.00		Total	580720	-	Capital Outlay - AUC Design/Engineering Contracts		\$35,000,000
		Total			PHASE II TECHNICAL PLAN		\$43,715,843

LAKE OKEECHOBEE

IR03 LOK UPSTREAM MONITORING

Qty	Item	Name	Fund	FundCenter	Fund Prg	Grant	Amount	
1.85		Total	510100	-	Salaries and Wages - Regular		\$122,120	
1.85		Total	520900	-	Fringe Benefits - FICA Taxes Employer Share		\$9,341	
1.85		Total	521010	-	Fringe Benefits - FRS Retirement Contrib		\$16,646	
1.85		Total	521110	-	Fringe Benefits - Medical Insurance		\$30,316	
1.85		Total	521120	-	Fringe Benefits - Dental Insurance		\$2,257	
1.85		Total	521130	-	Fringe Benefits - Vision Insurance		\$255	
1.85		Total	521140	-	Fringe Benefits - Accidental Death Dismemberment		\$29	
1.85		Total	521150	-	Fringe Benefits - Long-Term Disability		\$370	
1.85		Total	521160	-	Fringe Benefits - Life Insurance		\$453	
1.00	21057	N Everglades Exp Upstream Monit Cont Srv	214001	4511167100	101234	NR	198,582	
1.00	21060	N Everg Exp Upstream Monit WQMS Cont Srv	214001	4513169300	101234	NR	317,484	
2.00		Total	530122	-	Cont Serv - Science and Tech. Support Services		\$516,066	
1.00	21062	N Everg Exp Upstream Monit WQMS Fld Sup	214001	4513169300	101234	NR	6,000	
1.00		Total	541500	-	Oper Expense - Parts and Supplies		\$6,000	
1.00	14296	Lab P/S WOD (LOWA)	202000	4511167100	NR	NR	9,000	
1.00	21056	N Everglades Exp Upstream Monit Lab Sup	214001	4511167100	101234	NR	23,579	
2.00		Total	541506	-	Oper Expense - Parts,Supp - Laboratory		\$32,579	
		Total	LOK UPSTREAM MONITORING					\$736,432

LAKE OKEECHOBEE

IS04 ALTERNATE STORAGE PROJECTS

Qty	Item	Name	Fund	FundCenter	Fund Prg	Grant	Amount
6.00		Total	510100	-	Salaries and Wages - Regular		\$528,519
6.00		Total	520900	-	Fringe Benefits - FICA Taxes Employer Share		\$42,531
6.00		Total	521010	-	Fringe Benefits - FRS Retirement Contrib		\$75,775
6.00		Total	521110	-	Fringe Benefits - Medical Insurance		\$98,314
6.00		Total	521120	-	Fringe Benefits - Dental Insurance		\$7,320
6.00		Total	521130	-	Fringe Benefits - Vision Insurance		\$823
6.00		Total	521140	-	Fringe Benefits - Accidental Death Dismemberment		\$94
6.00		Total	521150	-	Fringe Benefits - Long-Term Disability		\$1,200
6.00		Total	521160	-	Fringe Benefits - Life Insurance		\$1,537
1.00	22695	2024 SA1709 Dispersed Water Mgmt	225000	4210150000	NR	2142	5,000,000
1.00	35490	2024 SA1716 Dispersed Water Mgmt	205000	4210150000	NR	2141	10,000,000
1.00	22703	2024 SA1716 Dispersed Water Mgmt	225000	4210150000	NR	2140	12,851,105
1.00	32020	2024 SA1716 NEEPP Sub Regional Projects	225000	4210150000	NR	2140	5,625,108
4.00		Total	530100	-	Cont Serv - External Provider		\$33,476,213
1.00	15480	Training & Conferences - DWM	202000	3301139100	NR	NR	900
1.00		Total	542000	-	Oper Expense - Conference Registrations		\$900
1.00	15263	Business Travel - Dispersed Water Mgmt	202000	3301139100	NR	NR	2,700
1.00		Total	542100	-	Oper Expense - District Travel		\$2,700
1.00	15481	PE License Recertification - DWM	202000	3302139300	NR	NR	270
1.00	22993	PMP Certifications - DWM	202000	3302139300	NR	NR	1,200
2.00		Total	542400	-	Oper Expense - Professional Licenses		\$1,470

LAKE OKEECHOBEE

IS04 ALTERNATE STORAGE PROJECTS

<u>Qty</u>	<u>Item</u>	<u>Name</u>	<u>Fund</u>	<u>FundCenter</u>	<u>Fund Prg</u>	<u>Grant</u>	<u>Amount</u>
	Total	ALTERNATE STORAGE PROJECTS					\$34,237,396

LAKE OKEECHOBEE

IZ00 LAKE OKEECHOBEE PROGRAM SUPPORT

Qty	Item	Name	Fund	FundCenter	Fund Prg	Grant	Amount
.50		Total	510100	-	Salaries and Wages - Regular		\$71,698
.50		Total	520900	-	Fringe Benefits - FICA Taxes Employer Share		\$5,485
.50		Total	521010	-	Fringe Benefits - FRS Retirement Contrib		\$20,357
.50		Total	521110	-	Fringe Benefits - Medical Insurance		\$10,576
.50		Total	521120	-	Fringe Benefits - Dental Insurance		\$610
.50		Total	521130	-	Fringe Benefits - Vision Insurance		\$68
.50		Total	521140	-	Fringe Benefits - Accidental Death Dismemberment		\$8
.50		Total	521150	-	Fringe Benefits - Long-Term Disability		\$100
.50		Total	521160	-	Fringe Benefits - Life Insurance		\$128
4.00		Total	529990	-	Fringe Benefits - Other Personnel Benefits		\$102,676
.10	13023	Claims Handling Fee	601000	2114308300	NR	NR	8,100
.10	15363	Flexible Spending Account Fees	101000	2114308300	NR	NR	2,693
.10	12976	Insurance Brokerage Service (ALL)	601000	2114308300	NR	NR	2,800
.30		Total	530100	-	Cont Serv - External Provider		\$13,593
1.00	53	Physicals - Level C-3 (Reg)	101000	2114308300	NR	NR	5,625
1.00		Total	530900	-	Cont Serv - Professional		\$5,625
1.00	15842	Parts & Supplies - Other	202000	4410160100	NR	NR	135
1.00		Total	541500	-	Oper Expense - Parts and Supplies		\$135
1.00	15840	Office Supplies	202000	4410160100	NR	NR	215
1.00	15727	Office Supplies	202000	4412162000	NR	NR	747

LAKE OKEECHOBEE

IZ00 LAKE OKEECHOBEE PROGRAM SUPPORT

Qty	Item	Name	Fund	FundCenter	Fund Prg	Grant	Amount	
2.00		Total	541510	-	Oper Expense - Parts,Supp - Office		\$962	
1.00	41123	Helicopter Insurance	601000	2114308300	NR	NR	40,000	
1.00		Total	541830	-	Oper Expense - Insurance Premiums Other Property		\$40,000	
1.00	15081	Training & Conferences	202000	4409160000	NR	NR	4,057	
1.00		Total	542000	-	Oper Expense - Conference Registrations		\$4,057	
1.00	15682	District Business Travel	202000	4409160000	NR	NR	270	
1.00		Total	542100	-	Oper Expense - District Travel		\$270	
1.00	15153	Professional Licenses	202000	4410160100	NR	NR	430	
1.00		Total	542400	-	Oper Expense - Professional Licenses		\$430	
		Total	LAKE OKEECHOBEE PROGRAM SUPPORT					\$276,778

LAKE OKEECHOBEE

IZ10 LAKE OKEECHOBEE IT SUPPORT

Qty	Item	Name	Fund	FundCenter	Fund Prg	Grant	Amount
7.00	Total	510100 - Salaries and Wages - Regular					\$722,758
7.00	Total	520900 - Fringe Benefits - FICA Taxes Employer Share					\$55,291
7.00	Total	521010 - Fringe Benefits - FRS Retirement Contrib					\$106,381
7.00	Total	521110 - Fringe Benefits - Medical Insurance					\$124,225
7.00	Total	521120 - Fringe Benefits - Dental Insurance					\$8,540
7.00	Total	521130 - Fringe Benefits - Vision Insurance					\$959
7.00	Total	521140 - Fringe Benefits - Accidental Death Dismemberment					\$105
7.00	Total	521150 - Fringe Benefits - Long-Term Disability					\$1,400
7.00	Total	521160 - Fringe Benefits - Life Insurance					\$1,799
6.00	Total	529990 - Fringe Benefits - Other Personnel Benefits					\$36,911
1.00	18100	IT Security Outsourcing	101000	2211113000	NR	NR	11,600
1.00	Total	530100 - Cont Serv - External Provider					\$11,600
1.00	18083	Copier/Printer Lease	101000	2215117000	NR	NR	33,850
1.00	Total	530117 - Cont Serv - Copier Services					\$33,850
1.00	18091	IT Consulting	101000	2210112000	NR	NR	22,500
1.00	18089	SAP Services	101000	2218119000	NR	NR	120,762
2.00	Total	530197 - Cont Serv - IT Consulting Services (NON OPS)					\$143,262
1.00	18113	IT Hardware Maintenance	101000	2215117000	NR	NR	70,919
1.00	Total	530601 - Cont Serv - Maint & Repairs - Computer Hardware					\$70,919

LAKE OKEECHOBEE

IZ10 LAKE OKEECHOBEE IT SUPPORT

Qty	Item	Name	Fund	FundCenter	Fund Prg	Grant	Amount
1.00	25711	IT Software Maintenance	101003	2215117000	NR	NR	109,410
1.00	17121	IT Software Maintenance	101003	2215117000	NR	NR	123,203
1.00	18194	IT Software Maintenance	202000	2215117000	NR	NR	706,928
3.00	Total	530602 - Cont Serv - Maint & Repairs - Computer Software					\$939,541
1.00	30676	Network Parts	101000	2216118000	NR	NR	35,000
1.00	Total	541504 - Oper Expense - Parts,Supp - Computer					\$35,000
1.00	18214	Cellular Voice & Data	101000	2215117000	NR	NR	6,243
1.00	Total	543501 - Oper Expense - Cell Phones					\$6,243
1.00	18219	Telecommunications Services	101000	2215117000	NR	NR	66,746
1.00	Total	543700 - Oper Expense - Utilities					\$66,746
	Total	LAKE OKEECHOBEE IT SUPPORT					\$2,365,530

COMPREHENSIVE EVERGLADES REST. PLAN

P100 CERP PROJECTS (BUDGET ONLY)

Qty	Item	Name	Fund	FundCenter	Fund Prg	Grant	Amount
.30		Total	510100	-	Salaries and Wages - Regular		\$36,845
.30		Total	520900	-	Fringe Benefits - FICA Taxes Employer Share		\$2,819
.30		Total	521010	-	Fringe Benefits - FRS Retirement Contrib		\$6,749
.30		Total	521110	-	Fringe Benefits - Medical Insurance		\$4,916
.30		Total	521120	-	Fringe Benefits - Dental Insurance		\$366
.30		Total	521130	-	Fringe Benefits - Vision Insurance		\$41
.30		Total	521140	-	Fringe Benefits - Accidental Death Dismemberment		\$5
.30		Total	521150	-	Fringe Benefits - Long-Term Disability		\$60
.30		Total	521160	-	Fringe Benefits - Life Insurance		\$77
1.00	26021	Safety Shoes	101000	3310110000	NR	NR	600
1.00		Total	541302	-	Oper Expense - Safety Shoes		\$600
1.00	16051	CERP Monitoring Equipment	101000	3310110000	NR	NR	900
1.00		Total	541400	-	Oper Expense - Tools/Equipment/PPE		\$900
1.00	15086	Training & Conferences - CERP Project	101000	3301139100	NR	NR	2,300
1.00		Total	542000	-	Oper Expense - Conference Registrations		\$2,300
1.00	15835	Business Travel - CERP Project	101000	3301139100	NR	NR	2,720
1.00		Total	542100	-	Oper Expense - District Travel		\$2,720
1.00	15478	PE License Recertification - CERP	101000	3310110000	NR	NR	180
1.00	22988	PMP Certifications	101000	3310110000	NR	NR	4,100
2.00		Total	542400	-	Oper Expense - Professional Licenses		\$4,280

COMPREHENSIVE EVERGLADES REST. PLAN

P100 CERP PROJECTS (BUDGET ONLY)

<u>Qty</u>	<u>Item</u>	<u>Name</u>	<u>Fund</u>	<u>FundCenter</u>	<u>Fund Prg</u>	<u>Grant</u>	<u>Amount</u>
	Total	CERP PROJECTS (BUDGET ONLY)					<u>\$62,678</u>

COMPREHENSIVE EVERGLADES REST. PLAN

P101 LAKE OKEECHOBEE WATERSHED

Qty	Item	Name	Fund	FundCenter	Fund Prg	Grant	Amount
5.20	Total	510100 - Salaries and Wages - Regular					\$504,037
5.20	Total	520900 - Fringe Benefits - FICA Taxes Employer Share					\$38,558
5.20	Total	521010 - Fringe Benefits - FRS Retirement Contrib					\$74,744
5.20	Total	521110 - Fringe Benefits - Medical Insurance					\$86,159
5.20	Total	521120 - Fringe Benefits - Dental Insurance					\$6,344
5.20	Total	521130 - Fringe Benefits - Vision Insurance					\$711
5.20	Total	521140 - Fringe Benefits - Accidental Death Dismemberment					\$84
5.20	Total	521150 - Fringe Benefits - Long-Term Disability					\$1,040
5.20	Total	521160 - Fringe Benefits - Life Insurance					\$1,328
1.00	45650	LOWRP ASR Well-WQM/Lab Tech Staff Aug	202000	4513169600	101185	NR	198,000
1.00	Total	530122 - Cont Serv - Science and Tech. Support Services					\$198,000
1.00	27174	2024 SA1719 Lake Okeechobee WRP	425000	5613222000	101185	2139	50,000,000
1.00	Total	580800 - Capital Outlay - Water Control Structures					\$50,000,000
	Total	LAKE OKEECHOBEE WATERSHED					\$50,911,005

COMPREHENSIVE EVERGLADES REST. PLAN

P104 C-43 BASIN STORAGE RESERVOIR PHASE 1

Qty	Item	Name	Fund	FundCenter	Fund Prg	Grant	Amount
4.35		Total	510100	-	Salaries and Wages - Regular		\$489,859
4.35		Total	520900	-	Fringe Benefits - FICA Taxes Employer Share		\$37,547
4.35		Total	521010	-	Fringe Benefits - FRS Retirement Contrib		\$72,035
4.35		Total	521110	-	Fringe Benefits - Medical Insurance		\$71,759
4.35		Total	521120	-	Fringe Benefits - Dental Insurance		\$5,307
4.35		Total	521130	-	Fringe Benefits - Vision Insurance		\$599
4.35		Total	521140	-	Fringe Benefits - Accidental Death Dismemberment		\$72
4.35		Total	521150	-	Fringe Benefits - Long-Term Disability		\$870
4.35		Total	521160	-	Fringe Benefits - Life Insurance		\$1,119
1.00	46128	C43 Res-Monuments Survey	225000	5613222000	100088	2136	600,000
1.00		Total	530100	-	Cont Serv - External Provider		\$600,000
1.00	45258	C43 S476 PS-CS Electrical Service	202000	5211174000	100088	NR	6,500
1.00		Total	530120	-	Cont Serv - Electrical Services		\$6,500
1.00	45259	C43 S476 PS-CS Terrestrial Spraying	202000	5211174000	100088	NR	5,500
1.00		Total	530301	-	Cont Serv - Terrestrial Spraying		\$5,500
1.00	45260	C43 S476 PS-CS Mowing Struture/PS	202000	5211174000	100088	NR	3,500
1.00		Total	530404	-	Cont Serv - Mowing Field Stations/Pump Stations		\$3,500
1.00	45261	C43 S476 PS-CS P&S Vibration Analysis	202000	5211174000	100088	NR	5,500
1.00		Total	530405	-	Cont Serv - Equipment Inspections		\$5,500

COMPREHENSIVE EVERGLADES REST. PLAN

P104 C-43 BASIN STORAGE RESERVOIR PHASE 1

Qty	Item	Name	Fund	FundCenter	Fund Prg	Grant	Amount
1.00	45262	C43 S476 PS-CS Nuisance Wildlife	202000	5211174000	100088	NR	1,200
1.00		Total 530600 - Cont Serv - Maintenance and Repairs					\$1,200
1.00	45263	C43 S476 PS-CS General Maint.	202000	5211174000	100088	NR	3,000
1.00		Total 531100 - Cont Serv - General Maintenance					\$3,000
1.00	45264	C43 S476 PS-CS Janitorial	202000	5211174000	100088	NR	17,500
1.00		Total 531101 - Cont Serv - Janitorial Services					\$17,500
1.00	45265	C43 S476 PS-OE Inventory Chemicals	202000	5211174000	100088	NR	2,500
1.00		Total 540010 - Oper Expense - Inventory Chemicals					\$2,500
1.00	45266	C43 S476 PS-OE Inventory Fuels	202000	5211174000	100088	NR	8,000
1.00		Total 540030 - Oper Expense - Inventory Other Fuels					\$8,000
1.00	45267	C43 S476 PS-OE Oils and Lubes	202000	5211174000	100088	NR	6,500
1.00		Total 540040 - Oper Expense - Inventory Oils/Lubricants/Solvents					\$6,500
1.00	45268	C43 S476 PS-OE Inv Part & Supplies	202000	5211174000	100088	NR	10,000
1.00		Total 540050 - Oper Expense - Inventory Parts and Supplies					\$10,000
1.00	45269	C43 S476 PS-OE Books/Subscriptions	202000	5211174000	100088	NR	250
1.00		Total 541100 - Oper Expense - Books/Subscriptions					\$250
1.00	45270	C43 S476 PS-OE Liquid Propane	202000	5211174000	100088	NR	5,000
1.00		Total 541200 - Oper Expense - Liquid Propane Fuel					\$5,000
1.00	45271	C43 S476 PS-OE Distrect Uniforms	202000	5211174000	100088	NR	1,545
1.00		Total 541301 - Oper Expense - District Uniforms					\$1,545
1.00	45272	C43 Res-Tools/Equip/PPE (Elect Ind)	202000	5211174000	100088	NR	13,262
1.00	45273	C43 Res-Tools/Equip/PPE (HEO)	202000	5211174000	100088	NR	1,500

COMPREHENSIVE EVERGLADES REST. PLAN

P104 C-43 BASIN STORAGE RESERVOIR PHASE 1

Qty	Item	Name	Fund	FundCenter	Fund Prg	Grant	Amount
1.00	45274	C43 Res-Tools/Equip/PPE (SDEO)	202000	5211174000	100088	NR	15,340
1.00	45275	C43 Res-Tools/Equip/PPE (Struct Maint)	202000	5211174000	100088	NR	11,696
1.00	45276	C43 S476 PS-OE Tools Equip. PPE	202000	5211174000	100088	NR	3,500
5.00		Total 541400 - Oper Expense - Tools/Equipment/PPE					\$45,298
1.00	45277	C43 S476 PS-OE Building & Grounds P&S	202000	5211174000	100088	NR	3,500
1.00		Total 541503 - Oper Expense - Parts,Supp - Build & Ground Equip					\$3,500
1.00	45278	C43 S476 PS-OE P&S Electrical	202000	5211174000	100088	NR	19,100
1.00		Total 541505 - Oper Expense - Parts,Supp - Electrical/Electronic					\$19,100
1.00	45279	C43 S476 PS-OE Office Supplies	202000	5211174000	100088	NR	350
1.00		Total 541510 - Oper Expense - Parts,Supp - Office					\$350
1.00	45280	C43 S476 PS-OE P&S Water Control	202000	5211174000	100088	NR	20,000
1.00		Total 541512 - Oper Expense - Parts and Supplies Water Control Structure					\$20,000
1.00	45281	C43 S476 PS-OE Waste Disposal Fee	202000	5211174000	100088	NR	3,500
1.00		Total 543302 - Oper Expense - Waste Disposal Fees					\$3,500
1.00	46125	C43 S476 PS-OE Electrical Service	225000	5211174000	100088	2136	500,000
1.00		Total 543701 - Oper Expense - Electrical Service					\$500,000
1.00	45282	C43 S476 PS-OE Freight	202000	5211174000	100088	NR	2,500
1.00		Total 543800 - Oper Expense - Freight					\$2,500
1.00	27166	2024 SA1715 C-43 W Basin Storage Reser	425000	5613222000	100088	2136	60,335,337
1.00	46823	2024 SA1715 C-43 W Basin Storage Reser	405000	5613222000	100088	2137	100,000,000
1.00	46822	R/B 2022 SA1647 C-43 WBSR	425000	5613222000	100088	2099	43
1.00	46814	R/B 2023 SA1615 CERP C-43WBSR	425000	5613222000	100088	2121	621,283
4.00		Total 580800 - Capital Outlay - Water Control Structures					\$160,956,663
		C-43 BASIN STORAGE RESERVOIR PHASE 1					\$162,906,573

COMPREHENSIVE EVERGLADES REST. PLAN

P104 C-43 BASIN STORAGE RESERVOIR PHASE 1

<u>Qty</u>	<u>Item</u>	<u>Name</u>	<u>Fund</u>	<u>FundCenter</u>	<u>Fund Prg</u>	<u>Grant</u>	<u>Amount</u>
		Total					

COMPREHENSIVE EVERGLADES REST. PLAN

P107 INDIAN RIVER LAGOON - SOUTH

Qty	Item	Name	Fund	FundCenter	Fund Prg	Grant	Amount
6.80	Total	510100 - Salaries and Wages - Regular					\$659,778
6.80	Total	520900 - Fringe Benefits - FICA Taxes Employer Share					\$51,020
6.80	Total	521010 - Fringe Benefits - FRS Retirement Contrib					\$93,749
6.80	Total	521110 - Fringe Benefits - Medical Insurance					\$111,907
6.80	Total	521120 - Fringe Benefits - Dental Insurance					\$8,296
6.80	Total	521130 - Fringe Benefits - Vision Insurance					\$934
6.80	Total	521140 - Fringe Benefits - Accidental Death Dismemberment					\$113
6.80	Total	521150 - Fringe Benefits - Long-Term Disability					\$1,360
6.80	Total	521160 - Fringe Benefits - Life Insurance					\$1,741
1.00	45625	C44 Res #2-ASD (Lab) Contracts	202000	4511167100	100548	NR	4,576
1.00	45626	C44 Res #2-ASD Private Lab	202000	4511167100	100548	NR	4,576
1.00	45627	C44 STA #3-ASD (Lab) Anlys Contract	202000	4511167100	100548	NR	40,040
1.00	45628	C44 STA #3-ASD Private Lab Contracts	202000	4511167100	100548	NR	10,868
1.00	45646	C44 STA #3- Sample Coll Ops Contract	202000	4513169400	100548	NR	69,000
1.00	45383	C44 Res #2-Drain Inspection	202000	5110171100	100548	NR	20,000
1.00	45384	C44 Res #2-Levee Maintenance	202000	5110171100	100548	NR	72,000
1.00	46022	C44 STA #3-Staff Augmentation	202000	5512185500	NR	NR	156,000
1.00	46029	C44 Res #2-Dam Safety Dashboard	202000	5613222000	100548	NR	50,000
1.00	46030	C44 Res #2-Dam Safety Inspection	202000	5613222000	100548	NR	130,000
10.00	Total	530100 - Cont Serv - External Provider					\$557,060
1.00	45385	C44 S401 PS-CS Diving Services	202000	5110171100	100548	NR	10,000
1.00	45386	C44 STA #3-CS Diving Services	202000	5110171100	100548	NR	10,000
2.00	Total	530104 - Cont Serv - Diving Services					\$20,000
INDIAN RIVER LAGOON - SOUTH							\$138,899,775

COMPREHENSIVE EVERGLADES REST. PLAN

P107 INDIAN RIVER LAGOON - SOUTH

Qty	Item	Name	Fund	FundCenter	Fund Prg	Grant	Amount
1.00	45387	C44 Res #2-Road Grading	202000	5110171100	100548	NR	16,383
1.00		Total 530116 - Cont Serv - Road Grading Services					\$16,383
1.00	45636	C44 Res #2-CAR Staff Aug	202000	4512168100	100548	NR	27,516
1.00	45637	C44 STA #3-CAR Staff Aug	202000	4512168100	100548	NR	47,171
1.00	45647	C44 STA #3-WQ Sampling Sample Collect	202000	4513169400	100548	NR	61,000
1.00	45651	C44 Res #2-WQM Sample Coll Staff Aug	202000	4513169600	100548	NR	85,000
1.00	45652	C44 STA #3-Sample Coll Comp Staff Aug	202000	4513169600	100548	NR	85,000
5.00		Total 530122 - Cont Serv - Science and Tech. Support Services					\$305,687
1.00	45388	C44 Res #2-Contract Spraying	202000	5110171100	100548	NR	9,450
1.00	46126	C44 Res #2-Contract Veg Mgmt	225000	5415182000	100548	2136	131,652
1.00	46127	C44 STA #3-Contract Spraying	225000	5415182000	100548	2136	354,480
3.00		Total 530300 - Cont Serv - Aquatic Spraying					\$495,582
1.00	45389	C44 Res #2-Contract Spraying	202000	5110171100	100548	NR	10,500
1.00	45390	C44 STA #3-Contract Spraying	202000	5110171100	100548	NR	25,000
2.00		Total 530301 - Cont Serv - Terrestrial Spraying					\$35,500
1.00	46113	C44 Res #2-Mowing	225000	5110171100	100548	2136	165,000
1.00	46114	C44 STA #3-Contract Mowing	225000	5110171100	100548	2136	115,214
2.00		Total 530403 - Cont Serv - Mowing Canals/Levees					\$280,214
1.00	46115	C44 S401 PS-Grounds Mowing	225000	5110171100	100548	2136	12,000
1.00		Total 530404 - Cont Serv - Mowing Field Stations/Pump Stations					\$12,000
1.00	46116	C44 Res #2-9 Mile Pipe Cleanig	225000	5110171100	100548	2136	300,000
1.00	45391	C44 STA #3-Grass Seed / Sod	202000	5110171100	100548	NR	35,000
2.00		Total 530600 - Cont Serv - Maintenance and Repairs					\$335,000
1.00	45392	C44 Res #2-Monitoring Software	202000	5110171100	100548	NR	200,000
1.00		Total 530602 - Cont Serv - Maint & Repairs - Computer Software					\$200,000

COMPREHENSIVE EVERGLADES REST. PLAN

P107 INDIAN RIVER LAGOON - SOUTH

Qty	Item	Name	Fund	FundCenter	Fund Prg	Grant	Amount
1.00	46117	C44 401T-S401T CS Pump Repair	225000	5110171100	100548	2136	78,000
1.00	45393	C44 S401 PS-Maint & Repairs	202000	5110171100	100548	NR	15,500
1.00	45394	C44 S401 PS-Vibration Analysis	202000	5110171100	100548	NR	500
3.00		Total 530606 - Cont Serv - Maint & Repairs - District Works					\$94,000
1.00	45395	C44 S401 PS-Fleet Maint & Repair	202000	5110171100	100548	NR	30,000
1.00		Total 530608 - Cont Serv - Maint & Repairs - Vehicles					\$30,000
1.00	46118	C44 401T-S401T CS Crane Rental	225000	5110171100	100548	2136	37,000
1.00		Total 530700 - Cont Serv - Equipment Rentals					\$37,000
1.00	46014	C44 Res #2-Rec Facility Maint	202000	5415182100	100548	NR	16,000
1.00	46015	C44 STA #3-Rec Facility Maint	202000	5415182100	100548	NR	16,000
2.00		Total 531100 - Cont Serv - General Maintenance					\$32,000
1.00	46016	C44 Res #2-FWC Law Enforcement Sup	202000	5415182100	100548	NR	12,000
1.00	46017	C44 STA #3-FWC Law Enforcement Supp	202000	5415182100	100548	NR	15,000
2.00		Total 531102 - Cont Serv - Security Services					\$27,000
1.00	46119	C44 Res #2-Chemical	225000	5110171100	100548	2136	1,016,700
1.00	45396	C44 STA #3-Chemicals	202000	5110171100	100548	NR	15,000
2.00		Total 540010 - Oper Expense - Inventory Chemicals					\$1,031,700
1.00	45397	C44 S401 PS-Liquid Propane (LP)	202000	5110171100	100548	NR	5,000
1.00	46120	C44 STA #3-Fuel (S-401T)	225000	5110171100	100548	2136	1,100,000
2.00		Total 540030 - Oper Expense - Inventory Other Fuels					\$1,105,000
1.00	46121	C44 401T-S401TOE Inv Oil/Lube	225000	5110171100	100548	2136	14,000
1.00	45398	C44 S401 PS-Oils & Lube	202000	5110171100	100548	NR	9,000
1.00	45399	C44 STA #3-Oils & Lubes (S-401T)	202000	5110171100	100548	NR	8,700
3.00		Total 540040 - Oper Expense - Inventory Oils/Lubricants/Solvents					\$31,700
1.00	45400	C44 Res #2-Construction Materials	202000	5110171100	100548	NR	5,655

COMPREHENSIVE EVERGLADES REST. PLAN

P107 INDIAN RIVER LAGOON - SOUTH

Qty	Item	Name	Fund	FundCenter	Fund Prg	Grant	Amount
1.00	45401	C44 S401 PS-Construct Materials	202000	5110171100	100548	NR	2,500
2.00		Total 541300 - Oper Expense - Construction Materials					\$8,155
1.00	45402	C44 S401 PS-District Uniforms	202000	5110171100	100548	NR	1,545
1.00		Total 541301 - Oper Expense - District Uniforms					\$1,545
1.00	45403	C44 S401 PS-Small Tools	202000	5110171100	100548	NR	6,000
1.00		Total 541400 - Oper Expense - Tools/Equipment/PPE					\$6,000
1.00	45404	C44 Res #2-Grass Seed / Sod	202000	5110171100	100548	NR	1,000
1.00	45405	C44 Res #2-Wet Area/Speciality Mowing	202000	5110171100	100548	NR	37,004
1.00	45406	C44 STA #3-Grass Seed / Sod	202000	5110171100	100548	NR	1,000
3.00		Total 541501 - Oper Expense - Parts,Supp - Agricultural					\$39,004
1.00	45407	C44 Canal/Tower-Fleet/Equip Maint	202000	5110171100	100548	NR	5,000
1.00	45408	C44 S401 PS-Fleet/Equip Maint	202000	5110171100	100548	NR	3,750
1.00	45409	C44 STA #3-Fleet/Equip Maint	202000	5110171100	100548	NR	5,000
3.00		Total 541502 - Oper Expense - Parts,Supp - Fleet					\$13,750
1.00	45410	C44 S401 PS-Building/Grounds P&S	202000	5110171100	100548	NR	1,545
1.00		Total 541503 - Oper Expense - Parts,Supp - Build & Ground Equip					\$1,545
1.00	45411	C44 S401 PS-Electrical P&S	202000	5110171100	100548	NR	35,000
1.00		Total 541505 - Oper Expense - Parts,Supp - Electrical/Electronic					\$35,000
1.00	45881	C44 STA #3-Sci Supp (Lab) Supp	101000	4412162000	100548	NR	4,000
1.00	45629	C44 Res #2-ASD (Lab) Supplies	202000	4511167100	100548	NR	1,146
1.00	45630	C44 STA #3-ASD (Lab) Supplies	202000	4511167100	100548	NR	7,571
1.00	45638	C44 Res #2-WQM Parts & Supplies	202000	4513169200	100548	NR	2,000
1.00	45639	C44 STA #3-WQMS Parts & Supplies	202000	4513169200	100548	NR	4,000
5.00		Total 541506 - Oper Expense - Parts,Supp - Laboratory					\$18,717
1.00	46122	C44 401T-S401T P&S Water Control	225000	5110171100	100548	2136	25,000

COMPREHENSIVE EVERGLADES REST. PLAN

P107 INDIAN RIVER LAGOON - SOUTH

Qty	Item	Name	Fund	FundCenter	Fund Prg	Grant	Amount
1.00	45412	C44 S401 PS-Parts & Supplies	202000	5110171100	100548	NR	25,000
1.00	45413	C44 STA #3-M&R Gates	202000	5110171100	100548	NR	8,000
3.00		Total 541512 - Oper Expense - Parts and Supplies Water Control Structure					\$58,000
1.00	45414	C44 STA #3-Levee Maint	202000	5110171100	100548	NR	12,000
1.00		Total 541515 - Oper Expense - Parts, Supp - Canal Levee					\$12,000
1.00	45415	C44 Res #2-Equip Rental Levee	202000	5110171100	100548	NR	5,000
1.00	45416	C44 S401 PS-Equip Rental PS	202000	5110171100	100548	NR	5,000
2.00		Total 541600 - Oper Expense - Rent/Lease Equipment					\$10,000
1.00	45417	C44 S401 PS-Permits & Fees	202000	5110171100	100548	NR	155
1.00		Total 543301 - Oper Expense - Permits & Fees					\$155
1.00	45418	C44 S401 PS-Waste Disposal Fees	202000	5110171100	100548	NR	3,000
1.00		Total 543302 - Oper Expense - Waste Disposal Fees					\$3,000
1.00	46123	C44 S401 PS-Electric Costs	225000	5110171100	100548	2136	1,000,000
1.00	46124	C44 STA #3-Electric Costs	225000	5110171100	100548	2136	3,780
2.00		Total 543701 - Oper Expense - Electrical Service					\$1,003,780
1.00	45419	C44 S401 PS-Freight	202000	5110171100	100548	NR	300
1.00		Total 543800 - Oper Expense - Freight					\$300
1.00	45648	C44 Res #2-Fish Collect Contract	202000	4513169400	100548	NR	3,600
1.00	45649	C44 STA #3-Fish Collect Contract	202000	4513169400	100548	NR	10,500
2.00		Total 545010 - Oper Expense - Interagency State of FL					\$14,100
1.00	27168	2024 SA1715 CERP C-23/C-44 Est Div Canal	425000	5613222000	101184	2136	26,000,000
1.00	27170	2024 SA1715 CERP C-25 Reservoir & STA	425000	5613222000	101314	2136	24,000,000
1.00	32009	2024 SA1715 CERP IRL S C23/C24 S Reservr	425000	5613222000	101194	2136	82,100,000

COMPREHENSIVE EVERGLADES REST. PLAN

P107 INDIAN RIVER LAGOON - SOUTH

Qty	Item	Name	Fund	FundCenter	Fund Prg	Grant	Amount
3.00		Total	580800	-	Capital Outlay - Water Control Structures		\$132,100,000
		Total					

COMPREHENSIVE EVERGLADES REST. PLAN

P110 BIG CYPRESS L28 INT MOD-WERP

Qty	Item	Name	Fund	FundCenter	Fund Prg	Grant	Amount
2.35	Total	510100 - Salaries and Wages - Regular					\$235,907
2.35	Total	520900 - Fringe Benefits - FICA Taxes Employer Share					\$18,048
2.35	Total	521010 - Fringe Benefits - FRS Retirement Contrib					\$32,155
2.35	Total	521110 - Fringe Benefits - Medical Insurance					\$39,938
2.35	Total	521120 - Fringe Benefits - Dental Insurance					\$2,867
2.35	Total	521130 - Fringe Benefits - Vision Insurance					\$324
2.35	Total	521140 - Fringe Benefits - Accidental Death Dismemberment					\$40
2.35	Total	521150 - Fringe Benefits - Long-Term Disability					\$470
2.35	Total	521160 - Fringe Benefits - Life Insurance					\$603
1.00	30041	2024 SA1715 WERP (L-28 S Culverts)	425000	5613222000	101301	2136	16,000,000
1.00	Total	580720 - Capital Outlay - AUC Design/Engineering Contracts					\$16,000,000
	Total	BIG CYPRESS L28 INT MOD-WERP					\$16,330,352

COMPREHENSIVE EVERGLADES REST. PLAN

P112 WCA3 DECOMP & SHEETFLOW ENHANCEMENTS PHASE 1

Qty	Item	Name	Fund	FundCenter	Fund Prg	Grant	Amount
.20	Total	510100 - Salaries and Wages - Regular					\$19,816
.20	Total	520900 - Fringe Benefits - FICA Taxes Employer Share					\$1,515
.20	Total	521010 - Fringe Benefits - FRS Retirement Contrib					\$2,701
.20	Total	521110 - Fringe Benefits - Medical Insurance					\$3,278
.20	Total	521120 - Fringe Benefits - Dental Insurance					\$244
.20	Total	521130 - Fringe Benefits - Vision Insurance					\$28
.20	Total	521140 - Fringe Benefits - Accidental Death Dismemberment					\$4
.20	Total	521150 - Fringe Benefits - Long-Term Disability					\$40
.20	Total	521160 - Fringe Benefits - Life Insurance					\$52
	Total	WCA3 DECOMP & SHEETFLOW ENHANCEMENTS PHASE 1					\$27,678

COMPREHENSIVE EVERGLADES REST. PLAN

P117 NORTH PALM BEACH COUNTY PHASE 1

Qty	Item	Name	Fund	FundCenter	Fund Prg	Grant	Amount
3.60	Total	510100 - Salaries and Wages - Regular					\$317,897
3.60	Total	520900 - Fringe Benefits - FICA Taxes Employer Share					\$24,319
3.60	Total	521010 - Fringe Benefits - FRS Retirement Contrib					\$43,331
3.60	Total	521110 - Fringe Benefits - Medical Insurance					\$58,993
3.60	Total	521120 - Fringe Benefits - Dental Insurance					\$4,392
3.60	Total	521130 - Fringe Benefits - Vision Insurance					\$494
3.60	Total	521140 - Fringe Benefits - Accidental Death Dismemberment					\$53
3.60	Total	521150 - Fringe Benefits - Long-Term Disability					\$720
3.60	Total	521160 - Fringe Benefits - Life Insurance					\$853
1.00	30042	2024 SA1715 Loxahatchee Flow-way #2	425000	5613222000	101175	2136	2,218,130
1.00	Total	580720 - Capital Outlay - AUC Design/Engineering Contracts					\$2,218,130
	Total	NORTH PALM BEACH COUNTY PHASE 1					\$2,669,182

COMPREHENSIVE EVERGLADES REST. PLAN

P128		BISCAYNE BAY COASTAL WETLANDS						
Qty	Item	Name	Fund	FundCenter	Fund Prg	Grant	Amount	
4.65		Total	510100	-	Salaries and Wages - Regular		\$471,584	
4.65		Total	520900	-	Fringe Benefits - FICA Taxes Employer Share		\$36,076	
4.65		Total	521010	-	Fringe Benefits - FRS Retirement Contrib		\$67,608	
4.65		Total	521110	-	Fringe Benefits - Medical Insurance		\$76,675	
4.65		Total	521120	-	Fringe Benefits - Dental Insurance		\$5,673	
4.65		Total	521130	-	Fringe Benefits - Vision Insurance		\$638	
4.65		Total	521140	-	Fringe Benefits - Accidental Death Dismemberment		\$77	
4.65		Total	521150	-	Fringe Benefits - Long-Term Disability		\$930	
4.65		Total	521160	-	Fringe Benefits - Life Insurance		\$1,196	
1.00	45860	BBCW Culter-Install Staff Gauge	101000	4411161000	100561	NR	3,750	
1.00		Total	530100	-	Cont Serv - External Provider		\$3,750	
1.00	46624	BBCW Culter-Alligator Protection	202002	5311176000	100561	NR	800	
1.00		Total	530106	-	Cont Serv - Alligator Protection Services		\$800	
1.00	46018	BBCW Culter-Exotic Plant Control	202000	5415182100	100561	NR	50,000	
1.00		Total	530301	-	Cont Serv - Terrestrial Spraying		\$50,000	
1.00	45221	BBCW Culter-Mowing	202000	5311176000	100561	NR	12,667	
1.00		Total	530404	-	Cont Serv - Mowing Field Stations/Pump Stations		\$12,667	
1.00	46625	BBCW Culter-Fire Alarm Inspection	202002	5311176000	100561	NR	400	
1.00	45222	BBCW Culter-Fire Extinguisher	202000	5311176000	100561	NR	166	
1.00	45223	BBCW Culter-Vibration Analysis	202000	5311176000	100561	NR	133	

COMPREHENSIVE EVERGLADES REST. PLAN

Qty	Item	Name	Fund	FundCenter	Fund Prg	Grant	Amount
3.00		Total 530405 - Cont Serv - Equipment Inspections					\$699
1.00	45224	BBCW Culter-Gate Maintenance	202000	5311176000	100561	NR	33
1.00		Total 530600 - Cont Serv - Maintenance and Repairs					\$33
1.00	45225	BBCW Culter-Parts & Supplies	202000	5311176000	100561	NR	133
1.00		Total 530606 - Cont Serv - Maint & Repairs - District Works					\$133
1.00	45226	BBCW Culter-Fleet Repairs	202000	5311176000	100561	NR	500
1.00		Total 530608 - Cont Serv - Maint & Repairs - Vehicles					\$500
1.00	45227	BBCW Culter-M&R Other Equip	202000	5311176000	100561	NR	167
1.00		Total 530611 - Cont Serv - Maint and Repairs Equipment					\$167
1.00	46626	BBCW Culter-Building Repairs	202002	5311176000	100561	NR	333
1.00	46019	BBCW Culter-Rec Facility Maint	202000	5415182100	100561	NR	16,000
2.00		Total 531100 - Cont Serv - General Maintenance					\$16,333
1.00	45228	BBCW Culter-Security Maintenance	202000	5311176000	100561	NR	667
1.00		Total 531102 - Cont Serv - Security Services					\$667
1.00	46627	BBCW Culter-Chemicals	202002	5311176000	100561	NR	1,500
1.00		Total 540010 - Oper Expense - Inventory Chemicals					\$1,500
1.00	45229	BBCW Culter-Fuel	202000	5311176000	100561	NR	1,167
1.00		Total 540030 - Oper Expense - Inventory Other Fuels					\$1,167
1.00	45230	BBCW Culter-Oils & Lube	202000	5311176000	100561	NR	167
1.00		Total 540040 - Oper Expense - Inventory Oils/Lubricants/Solvents					\$167
1.00	45231	BBCW Culter-Liquid Propane Fuel	202000	5311176000	100561	NR	467
1.00		Total 541200 - Oper Expense - Liquid Propane Fuel					\$467

COMPREHENSIVE EVERGLADES REST. PLAN

P128		BISCAYNE BAY COASTAL WETLANDS						
Qty	Item	Name	Fund	FundCenter	Fund Prg	Grant	Amount	
1.00	46628	BBCW Culter-Fencing	202002	5311176000	100561	NR	100	
1.00		Total 541300 - Oper Expense - Construction Materials					\$100	
1.00	45232	BBCW Culter-Uniforms & Safety Equip	202000	5311176000	100561	NR	133	
1.00		Total 541301 - Oper Expense - District Uniforms					\$133	
1.00	45233	BBCW Culter-Tools & Equip	202000	5311176000	100561	NR	833	
1.00		Total 541400 - Oper Expense - Tools/Equipment/PPE					\$833	
1.00	45861	BBCW Culter-Parts & Supplies	101000	4411161000	100561	NR	750	
1.00	45862	BBCW L31E #5a-Parts and Supplies	101000	4411161000	100584	NR	666	
1.00	45863	BBCW L31E #5a-Replace data loggers	101000	4411161000	100584	NR	4,000	
1.00	45864	BBCW L31E #5b-Parts and Supplies	101000	4411161000	100584	NR	666	
1.00	45865	BBCW L31E #5b-Replace data loggers	101000	4411161000	100584	NR	4,000	
1.00	45866	BBCW L31E #5c-Parts and Supplies	101000	4411161000	100584	NR	668	
1.00	45867	BBCW L31E #5c-Replace data loggers	101000	4411161000	100584	NR	4,000	
1.00	45234	BBCW Culter-Locks	202000	5311176000	100561	NR	83	
1.00	45235	BBCW Culter-P&S Other Equip	202000	5311176000	100561	NR	200	
9.00		Total 541500 - Oper Expense - Parts and Supplies					\$15,033	
1.00	45236	BBCW Culter-Fleet Parts	202000	5311176000	100561	NR	667	
1.00	45237	BBCW Culter-Tires & Tubes	202000	5311176000	100561	NR	333	
2.00		Total 541502 - Oper Expense - Parts,Supp - Fleet					\$1,000	
1.00	46629	BBCW Culter-Building & Grounds	202002	5311176000	100561	NR	333	
1.00		Total 541503 - Oper Expense - Parts,Supp - Build & Ground Equip					\$333	
1.00	46630	BBCW Culter-Electrical P&S	202002	5311176000	100561	NR	2,000	
1.00	45238	BBCW Culter-P&S Electrical Repairs	202000	5311176000	100561	NR	133	
2.00		Total 541505 - Oper Expense - Parts,Supp - Electrical/Electronic					\$2,133	
1.00	46631	BBCW Culter-Equip Rental	202002	5311176000	100561	NR	500	
1.00		Total 541600 - Oper Expense - Rent/Lease Equipment					\$500	

COMPREHENSIVE EVERGLADES REST. PLAN

P128		BISCAYNE BAY COASTAL WETLANDS						
Qty	Item	Name	Fund	FundCenter	Fund Prg	Grant	Amount	
1.00	45239	BBCW Culter-Waste Disposal	202000	5311176000	100561	NR	333	
1.00		Total 543302 - Oper Expense - Waste Disposal Fees					\$333	
1.00	46632	BBCW Culter-Electrical	202002	5311176000	100561	NR	50,000	
1.00		Total 543701 - Oper Expense - Electrical Service					\$50,000	
1.00	45240	BBCW Culter-Freight	202000	5311176000	100561	NR	67	
1.00		Total 543800 - Oper Expense - Freight					\$67	
1.00	45868	BBCW Culter-Baseline Monitoring	101000	4411161000	100561	NR	25,000	
1.00	45869	BBCW L31E #5a-Periphyton & Veg Mon	101000	4411161000	100584	NR	2,550	
1.00	45870	BBCW L31E #5b-Periphyton & Veg Mon	101000	4411161000	100584	NR	2,550	
1.00	45871	BBCW L31E #5c-Baseline Monitoring	101000	4411161000	100584	NR	16,317	
4.00		Total 545040 - Oper Expense - Interagency Public Univ					\$46,417	
1.00	27171	2024 SA1715 CERP BBCW Cutler Wetlands	425000	5613222000	100561	2136	40,100,000	
1.00		Total 580800 - Capital Outlay - Water Control Structures					\$40,100,000	
		Total BISCAYNE BAY COASTAL WETLANDS					\$40,966,389	

COMPREHENSIVE EVERGLADES REST. PLAN

P130		PICAYUNE STRAND RESTORATION						
Qty	Item	Name	Fund	FundCenter	Fund Prg	Grant	Amount	
2.45		Total	510100	-	Salaries and Wages - Regular		\$235,103	
2.45		Total	520900	-	Fringe Benefits - FICA Taxes Employer Share		\$17,987	
2.45		Total	521010	-	Fringe Benefits - FRS Retirement Contrib		\$35,923	
2.45		Total	521110	-	Fringe Benefits - Medical Insurance		\$40,623	
2.45		Total	521120	-	Fringe Benefits - Dental Insurance		\$2,989	
2.45		Total	521130	-	Fringe Benefits - Vision Insurance		\$338	
2.45		Total	521140	-	Fringe Benefits - Accidental Death Dismemberment		\$40	
2.45		Total	521150	-	Fringe Benefits - Long-Term Disability		\$490	
2.45		Total	521160	-	Fringe Benefits - Life Insurance		\$632	
1.00	15632	Picayune Strand Rest'n Proj Mgmt Support	401000	3310139000	100397	NR	150,000	
1.00		Total	580720	-	Capital Outlay - AUC Design/Engineering Contracts		\$150,000	
		Total	PICAYUNE STRAND RESTORATION					\$484,125

COMPREHENSIVE EVERGLADES REST. PLAN

P145		BROWARD COUNTY WPA							
Qty	Item	Name	Fund	FundCenter	Fund Prg	Grant		Amount	
.60	Total	510100 - Salaries and Wages - Regular						\$60,039	
.60	Total	520900 - Fringe Benefits - FICA Taxes Employer Share						\$4,593	
.60	Total	521010 - Fringe Benefits - FRS Retirement Contrib						\$8,184	
.60	Total	521110 - Fringe Benefits - Medical Insurance						\$9,833	
.60	Total	521120 - Fringe Benefits - Dental Insurance						\$732	
.60	Total	521130 - Fringe Benefits - Vision Insurance						\$83	
.60	Total	521140 - Fringe Benefits - Accidental Death Dismemberment						\$11	
.60	Total	521150 - Fringe Benefits - Long-Term Disability						\$120	
.60	Total	521160 - Fringe Benefits - Life Insurance						\$155	
	Total	BROWARD COUNTY WPA						\$83,750	

COMPREHENSIVE EVERGLADES REST. PLAN

P151 CENTRAL EVERGLADES STUDY

Qty	Item	Name	Fund	FundCenter	Fund Prg	Grant	Amount
18.00	Total	510100 - Salaries and Wages - Regular					\$1,789,242
18.00	Total	520900 - Fringe Benefits - FICA Taxes Employer Share					\$137,208
18.00	Total	521010 - Fringe Benefits - FRS Retirement Contrib					\$250,742
18.00	Total	521110 - Fringe Benefits - Medical Insurance					\$298,770
18.00	Total	521120 - Fringe Benefits - Dental Insurance					\$21,960
18.00	Total	521130 - Fringe Benefits - Vision Insurance					\$2,479
18.00	Total	521140 - Fringe Benefits - Accidental Death Dismemberment					\$298
18.00	Total	521150 - Fringe Benefits - Long-Term Disability					\$3,600
18.00	Total	521160 - Fringe Benefits - Life Insurance					\$4,639
1.00	45901	EAA A2 STA-ASD Private Lab Contracts	217010	4511167100	101021	NR	22,880
1.00	45857	EAA A2 STA-WQM Field Equip Maintenance	217010	4513169200	101021	NR	5,000
1.00	45794	EAA A2 STA-WQM Sample Coll Ops Contract	217010	4513169400	101021	NR	117,000
1.00	45800	EAA A2 STA-WQM Sample Coll Dwn Stream	217010	4513169600	101021	NR	55,000
4.00	Total	530100 - Cont Serv - External Provider					\$199,880
1.00	45283	EAA A2 STA-CS Diving Services	217010	5211174000	101021	NR	10,000
1.00	Total	530104 - Cont Serv - Diving Services					\$10,000
1.00	45284	EAA A2 STA-CS Alligator Protect	217010	5211174000	101021	NR	8,500
1.00	Total	530106 - Cont Serv - Alligator Protection Services					\$8,500
1.00	46219	EAA A2 STA-CS Road Grading	217010	5211174000	101021	NR	35,000

COMPREHENSIVE EVERGLADES REST. PLAN

P151 CENTRAL EVERGLADES STUDY

Qty	Item	Name	Fund	FundCenter	Fund Prg	Grant	Amount
1.00		Total 530116 - Cont Serv - Road Grading Services					\$35,000
1.00	45285	EAA A2 STA-CS Electric Services	217010	5211174000	101021	NR	57,180
1.00		Total 530120 - Cont Serv - Electrical Services					\$57,180
1.00	15503	CEPP Adaptive Management	101000	4413163000	101008	NR	50,000
1.00	45902	EAA A2 STA-Lab & Validtn Staff Aug	217010	4511167100	101021	NR	31,512
1.00	45853	EAA A2 STA-CAR Staff Aug	217010	4512168100	101021	NR	47,171
1.00	45795	EAA A2 STA-Sample Coll Comp Staff Aug	217010	4513169400	101021	NR	92,000
1.00	45796	EAA A2 STA-Sample Coll Ops Staff Aug	217010	4513169400	101021	NR	124,000
1.00	45797	EAA A2 STA-WQM Sample Coll Staff Aug	217010	4513169400	101021	NR	92,000
6.00		Total 530122 - Cont Serv - Science and Tech. Support Services					\$436,683
1.00	46220	EAA A2 STA-CS Aquatic Spraying	217010	5211174000	101021	NR	14,000
1.00	45248	EAA A2 STA-Veg Mgmt & Enhancement	202000	5415182000	101021	NR	491,400
2.00		Total 530300 - Cont Serv - Aquatic Spraying					\$505,400
1.00	46221	EAA A2 STA-CS Terrestrial Spraying	217010	5211174000	101021	NR	19,500
1.00		Total 530301 - Cont Serv - Terrestrial Spraying					\$19,500
1.00	46222	EAA A2 STA-CS Nuisance Wildlife	217010	5211174000	101021	NR	14,400
1.00		Total 530401 - Cont Serv - Exotic Nuisance Wildlife					\$14,400
1.00	46223	EAA A2 STA-CS Mowing Canals/Levees	217010	5211174000	101021	NR	46,350
1.00		Total 530403 - Cont Serv - Mowing Canals/Levees					\$46,350
1.00	46224	EAA A2 STA-CS Mowing Struture/PS	217010	5211174000	101021	NR	17,400
1.00		Total 530404 - Cont Serv - Mowing Field Stations/Pump Stations					\$17,400
1.00	45286	EAA A2 STA-CS Equipment Inspection	217010	5211174000	101021	NR	8,500
1.00	45287	EAA A2 STA-CS P&S Vibration Analysis	217010	5211174000	101021	NR	1,200
2.00		Total 530405 - Cont Serv - Equipment Inspections					\$9,700

COMPREHENSIVE EVERGLADES REST. PLAN

P151 CENTRAL EVERGLADES STUDY

Qty	Item	Name	Fund	FundCenter	Fund Prg	Grant	Amount
1.00	45288	EAA A2 STA-CS Maint. & Repair	217010	5211174000	101021	NR	9,600
1.00	46835	EAA North New River Canal	217010	5613222000	101020	NR	11,861
2.00		Total 530600 - Cont Serv - Maintenance and Repairs					\$21,461
1.00	45289	EAA A2 STA-CS M&R District Works	217010	5211174000	101021	NR	12,500
1.00	46108	EAA A2 STA-CS M&R District Works	217010	5211174000	101021	NR	18,500
2.00		Total 530606 - Cont Serv - Maint & Repairs - District Works					\$31,000
1.00	45290	EAA A2 STA-CS M&R Vehicles	217010	5211174000	101021	NR	18,000
1.00		Total 530608 - Cont Serv - Maint & Repairs - Vehicles					\$18,000
1.00	46109	EAA A2 STA-CS Maint. Repair Equip.	217010	5211174000	101021	NR	43,250
1.00		Total 530611 - Cont Serv - Maint and Repairs Equipment					\$43,250
1.00	46110	EAA A2 STA-CS Equipment Rental	217010	5211174000	101021	NR	13,875
1.00		Total 530700 - Cont Serv - Equipment Rentals					\$13,875
1.00	45291	EAA A2 STA-OE Inventory Chemicals	217010	5211174000	101021	NR	11,100
1.00		Total 540010 - Oper Expense - Inventory Chemicals					\$11,100
1.00	45292	EAA A2 STA-OE Inventory Fuels	217010	5211174000	101021	NR	12,500
1.00		Total 540030 - Oper Expense - Inventory Other Fuels					\$12,500
1.00	45293	EAA A2 STA-OE Oils and Lubes	217010	5211174000	101021	NR	5,000
1.00		Total 540040 - Oper Expense - Inventory Oils/Lubricants/Solvents					\$5,000
1.00	45294	EAA A2 STA-OE Liquid Propane	217010	5211174000	101021	NR	6,500
1.00		Total 541200 - Oper Expense - Liquid Propane Fuel					\$6,500
1.00	46111	EAA A2 STA-OE Construction Material	217010	5211174000	101021	NR	30,000
1.00		Total 541300 - Oper Expense - Construction Materials					\$30,000

COMPREHENSIVE EVERGLADES REST. PLAN

P151 CENTRAL EVERGLADES STUDY

Qty	Item	Name	Fund	FundCenter	Fund Prg	Grant	Amount
1.00	45295	EAA A2 STA-OE Safety Shoes	217010	5211174000	101021	NR	3,500
1.00		Total 541302 - Oper Expense - Safety Shoes					\$3,500
1.00	45296	EAA A2 STA-Tools/Equip/PPE (Fleet Tech)	217010	5211174000	101021	NR	18,020
1.00	45297	EAA A2 STA-Tools/Equip/PPE (Str Maint)	217010	5211174000	101021	NR	11,697
2.00		Total 541400 - Oper Expense - Tools/Equipment/PPE					\$29,717
1.00	15508	CEPP Supplies	101000	4413163000	101008	NR	15,051
1.00		Total 541500 - Oper Expense - Parts and Supplies					\$15,051
1.00	45298	EAA A2 STA-OE P&S Fleet	217010	5211174000	101021	NR	18,000
1.00		Total 541502 - Oper Expense - Parts,Supp - Fleet					\$18,000
1.00	45299	EAA A2 STA-OE P&S Electrical	217010	5211174000	101021	NR	15,000
1.00		Total 541505 - Oper Expense - Parts,Supp - Electrical/Electronic					\$15,000
1.00	45882	EAA A2 STA-Sci Supp (Lab) Supp	217010	4412162000	101021	NR	2,615
1.00	20013	Parts and Supplies Laboratory	101003	4413163000	101008	NR	10,186
1.00	45903	EAA A2 STA-ASD (Lab) Supplies	217010	4511167100	101021	NR	7,571
1.00	45858	EAA A2 STA-WQM Field Supplies	217010	4513169200	101021	NR	5,000
4.00		Total 541506 - Oper Expense - Parts,Supp - Laboratory					\$25,372
1.00	45300	EAA A2 STA-OE P&S Water Control	217010	5211174000	101021	NR	20,200
1.00		Total 541512 - Oper Expense - Parts and Supplies Water Control Structure					\$20,200
1.00	45301	EAA A2 STA-OE Attractive Item	217010	5211174000	101021	NR	5,000
1.00		Total 541590 - Oper Expense - Attractive Items					\$5,000
1.00	45302	EAA A2 STA-OE Equipment Rental	217010	5211174000	101021	NR	5,500
1.00		Total 541600 - Oper Expense - Rent/Lease Equipment					\$5,500
1.00	46112	EAA A2 STA-OE Electrical Service	217010	5211174000	101021	NR	233,600

COMPREHENSIVE EVERGLADES REST. PLAN

P151		CENTRAL EVERGLADES STUDY							
Qty	Item	Name	Fund	FundCenter	Fund Prg	Grant		Amount	
1.00		Total	543701	-	Oper Expense - Electrical Service			\$233,600	
1.00	45303	EAA A2 STA-OE Freight	217010	5211174000	101021	NR		2,500	
1.00		Total	543800	-	Oper Expense - Freight			\$2,500	
1.00	41083	2024 SA1715 CEP-EAA US-27 Bridges	225000	3310139000	101284	2136		8,200,000	
1.00	41082	2024 SA1715 CEP-EAA US-27 Bridges	217010	3310139000	101284	2138		10,000,000	
2.00		Total	545000	-	Oper Expense - Interagency Local			\$18,200,000	
1.00	45904	EAA A2 STA-ASD (FDEP Lab) Contract	217010	4511167100	101021	NR		11,440	
1.00	45798	EAA A2 STA-Fish Collect Contract	217010	4513169400	101021	NR		12,000	
2.00		Total	545010	-	Oper Expense - Interagency State of FL			\$23,440	
1.00	15520	CEPP Biogeochemical	101003	4413163000	101008	NR		53,355	
1.00	15501	CEPP Eco Response to Flow/Load	101003	4413163000	101008	NR		109,958	
1.00	16132	CEPP Eco Response to Flow/Load	101000	4413163000	101008	NR		116,790	
1.00	45890	CEPP S L67A Struc-Eco Res to Flow/Load	101000	4413163000	101022	NR		140,000	
1.00	45891	CEPP S S355W-Biochemical	101000	4413163000	101276	NR		60,000	
1.00	45892	CEPP S S355W-Eco Res to Flow/Load	101000	4413163000	101276	NR		227,000	
6.00		Total	545040	-	Oper Expense - Interagency Public Univ			\$707,103	
1.00	35485	2024 SA1715 CEPP EAA Resrvoir Pump Stat	406010	5613222000	101360	2138		54,000,000	
1.00	20925	2024 SA1715 CEPP N L-4 Levee Degrade-PS	425000	5613222000	101307	2136		44,100,000	
1.00	30078	2024 SA1715 CEPP NW NNR & MC Improv	425000	5613222000	101020	2136		40,000,000	
1.00	30075	2024 SA1715 CEPP NW Seepage Barrier Wall	425000	5613222000	101313	2136		14,581,870	
1.00	27167	2024 SA1715 CERP N L-5 Canal Imprvmts	425000	5613222000	101308	2136		32,000,000	
1.00	30074	2024 SA1715 CERP S-8 Modifications	425000	5613222000	101261	2136		13,200,000	
1.00	24239	CEPP: EAA North New River Canal	406010	5613222000	101020	NR		403,383	
1.00	46834	CEPP: EAA North New River Canal	406010	5613222000	101020	NR		2,702,708	
8.00		Total	580800	-	Capital Outlay - Water Control Structures			\$200,987,961	

COMPREHENSIVE EVERGLADES REST. PLAN

P151 CENTRAL EVERGLADES STUDY

Qty	Item	Name	Fund	FundCenter	Fund Prg	Grant	Amount
1.00	46129	EAA A2 STA-WQM Field Equipment	401000	4513169200	101021	NR	16,000
1.00		Total	589340	-	Capital Outlay - Equipment Water Measurement		\$16,000
1.00	15517	CEPP Biogeochemistry Equipment	401000	4413163000	101008	NR	10,000
1.00		Total	589720	-	Capital Outlay - Proj Systems Equip Purchases		\$10,000
		Total			CENTRAL EVERGLADES STUDY		\$224,379,561

COMPREHENSIVE EVERGLADES REST. PLAN

P201		PROGRAM MANAGEMENT & SUPPORT						
Qty	Item	Name	Fund	FundCenter	Fund Prg	Grant	Amount	
6.80		Total	510100	-	Salaries and Wages - Regular		\$689,864	
6.80		Total	520900	-	Fringe Benefits - FICA Taxes Employer Share		\$52,775	
6.80		Total	521010	-	Fringe Benefits - FRS Retirement Contrib		\$94,028	
6.80		Total	521110	-	Fringe Benefits - Medical Insurance		\$121,902	
6.80		Total	521120	-	Fringe Benefits - Dental Insurance		\$8,296	
6.80		Total	521130	-	Fringe Benefits - Vision Insurance		\$932	
6.80		Total	521140	-	Fringe Benefits - Accidental Death Dismemberment		\$103	
6.80		Total	521150	-	Fringe Benefits - Long-Term Disability		\$1,360	
6.80		Total	521160	-	Fringe Benefits - Life Insurance		\$1,748	
1.00	15647	Office Supplies - CERP	101000	3310110000	NR	NR	2,160	
1.00		Total	541510	-	Oper Expense - Parts,Supp - Office		\$2,160	
1.00	16052	Training & Conference - CERP Prg Support	101000	3301139100	NR	NR	2,000	
1.00	41924	USACE Reg'l Leadership Dvlpmt Pgm	202000	3301139100	NR	NR	20,000	
2.00		Total	542000	-	Oper Expense - Conference Registrations		\$22,000	
1.00	15686	Business Travel - CERP Prg Support	101000	3301139100	NR	NR	20,000	
1.00		Total	542100	-	Oper Expense - District Travel		\$20,000	
1.00	46846	SB1638 COPS Debt Service Principal	214001	9999999799	NR	2144	7,372,770	
1.00		Total	560260	-	Principal - COPS #2 (Certificates of Participation)		\$7,372,770	
1.00	46844	SB1638 COPS Debt Service Interest	214001	9999999799	NR	2144	6,156,956	

COMPREHENSIVE EVERGLADES REST. PLAN

P201 PROGRAM MANAGEMENT & SUPPORT

<u>Qty</u>	<u>Item</u>	<u>Name</u>	<u>Fund</u>	<u>FundCenter</u>	<u>Fund Prg</u>	<u>Grant</u>	<u>Amount</u>
1.00	Total	560270 - Interest - COPS #2 (Certificates of Participation)					\$6,156,956
	Total	PROGRAM MANAGEMENT & SUPPORT					\$14,544,894

COMPREHENSIVE EVERGLADES REST. PLAN

P203		RECOVER						
Qty	Item	Name	Fund	FundCenter	Fund Prg	Grant	Amount	
2.90		Total	510100	-	Salaries and Wages - Regular		\$221,737	
2.90		Total	520900	-	Fringe Benefits - FICA Taxes Employer Share		\$16,962	
2.90		Total	521010	-	Fringe Benefits - FRS Retirement Contrib		\$30,223	
2.90		Total	521110	-	Fringe Benefits - Medical Insurance		\$47,519	
2.90		Total	521120	-	Fringe Benefits - Dental Insurance		\$3,538	
2.90		Total	521130	-	Fringe Benefits - Vision Insurance		\$397	
2.90		Total	521140	-	Fringe Benefits - Accidental Death Dismemberment		\$46	
2.90		Total	521150	-	Fringe Benefits - Long-Term Disability		\$580	
2.90		Total	521160	-	Fringe Benefits - Life Insurance		\$745	
1.00	41102	RECOVER Activities - DEP Grant	214001	4510166000	NR	NR	2,380,000	
1.00		Total	530100	-	Cont Serv - External Provider		\$2,380,000	
1.00	15505	LILA Imagery	101000	4413163000	100803	NR	6,000	
1.00		Total	530103	-	Cont Serv - Photographic Services		\$6,000	
1.00	15513	LILA Vegetation Management	101000	4413163000	100803	NR	7,500	
1.00		Total	530300	-	Cont Serv - Aquatic Spraying		\$7,500	
1.00	15514	LILA Maintenance	101000	4413163000	100803	NR	25,000	
1.00		Total	530600	-	Cont Serv - Maintenance and Repairs		\$25,000	
1.00	15507	LILA - Pump Fuel	101000	4413163000	100803	NR	1,500	
1.00		Total	540030	-	Oper Expense - Inventory Other Fuels		\$1,500	

COMPREHENSIVE EVERGLADES REST. PLAN

P203		RECOVER						
Qty	Item	Name	Fund	FundCenter	Fund Prg	Grant	Amount	
1.00	15509	LILA Tools & Equipment	101000	4413163000	100803	NR	6,000	
1.00		Total	541400	-	Oper Expense - Tools/Equipment/PPE		\$6,000	
1.00	15512	LILA FPL Pump Utilities Electric	101000	4413163000	100803	NR	8,800	
1.00		Total	543701	-	Oper Expense - Electrical Service		\$8,800	
1.00	15516	LILA COOP with LNWR	101000	4413163000	100803	NR	13,000	
1.00		Total	545020	-	Oper Expense - Interagency Federal Matching		\$13,000	
1.00	15521	Faunal Responses to Hydrology LILA - FAU	220000	4413163000	100803	NR	70,000	
1.00	15836	LILA Herp - UM	220000	4413163000	100803	NR	65,000	
1.00	16209	LILA Micro Biology - UM	220000	4413163000	100803	NR	65,000	
1.00	15628	LILA Tree Islands and Hydrology	225000	4413163000	100803	2136	50,000	
4.00		Total	545040	-	Oper Expense - Interagency Public Univ		\$250,000	
		Total	RECOVER				\$3,019,547	

COMPREHENSIVE EVERGLADES REST. PLAN

P207		DATA MANAGEMENT PLAN						
Qty	Item	Name	Fund	FundCenter	Fund Prg	Grant	Amount	
.10	Total	510100 - Salaries and Wages - Regular					\$10,371	
.10	Total	520900 - Fringe Benefits - FICA Taxes Employer Share					\$793	
.10	Total	521010 - Fringe Benefits - FRS Retirement Contrib					\$1,414	
.10	Total	521110 - Fringe Benefits - Medical Insurance					\$1,639	
.10	Total	521120 - Fringe Benefits - Dental Insurance					\$122	
.10	Total	521130 - Fringe Benefits - Vision Insurance					\$14	
.10	Total	521140 - Fringe Benefits - Accidental Death Dismemberment					\$2	
.10	Total	521150 - Fringe Benefits - Long-Term Disability					\$20	
.10	Total	521160 - Fringe Benefits - Life Insurance					\$26	
1.00	14262	QA/QC Oversight Support	101000	4512168100	NR	NR	25,000	
1.00	Total	530122 - Cont Serv - Science and Tech. Support Services					\$25,000	
1.00	15691	QOT Travel	101000	4409160000	NR	NR	327	
1.00	Total	542100 - Oper Expense - District Travel					\$327	
	Total	DATA MANAGEMENT PLAN					\$39,728	

COMPREHENSIVE EVERGLADES REST. PLAN

P209		INTERAGENCY MODELING CENTER						
Qty	Item	Name	Fund	FundCenter	Fund Prg	Grant	Amount	
9.00		Total	510100	-	Salaries and Wages - Regular		\$1,041,139	
9.00		Total	520900	-	Fringe Benefits - FICA Taxes Employer Share		\$79,648	
9.00		Total	521010	-	Fringe Benefits - FRS Retirement Contrib		\$141,908	
9.00		Total	521110	-	Fringe Benefits - Medical Insurance		\$147,473	
9.00		Total	521120	-	Fringe Benefits - Dental Insurance		\$10,980	
9.00		Total	521130	-	Fringe Benefits - Vision Insurance		\$1,234	
9.00		Total	521140	-	Fringe Benefits - Accidental Death Dismemberment		\$143	
9.00		Total	521150	-	Fringe Benefits - Long-Term Disability		\$1,800	
9.00		Total	521160	-	Fringe Benefits - Life Insurance		\$2,314	
1.00	41974	CERP Model Archiving	202000	3220137000	101247	NR	105,000	
1.00		Total	530100	-	Cont Serv - External Provider		\$105,000	
1.00	15307	H&H Tech Supt incl. Model Archivg (SMMS)	101000	3220137000	101247	NR	42,000	
1.00		Total	530900	-	Cont Serv - Professional		\$42,000	
		Total	INTERAGENCY MODELING CENTER					\$1,573,639

COMPREHENSIVE EVERGLADES REST. PLAN

P210 ADAPTIVE ASSESSMENT & MONITORING

Qty	Item	Name	Fund	FundCenter	Fund Prg	Grant	Amount
3.20	Total	510100 - Salaries and Wages - Regular					\$226,728
3.20	Total	520900 - Fringe Benefits - FICA Taxes Employer Share					\$17,555
3.20	Total	521010 - Fringe Benefits - FRS Retirement Contrib					\$31,276
3.20	Total	521110 - Fringe Benefits - Medical Insurance					\$52,438
3.20	Total	521120 - Fringe Benefits - Dental Insurance					\$3,904
3.20	Total	521130 - Fringe Benefits - Vision Insurance					\$440
3.20	Total	521140 - Fringe Benefits - Accidental Death Dismemberment					\$51
3.20	Total	521150 - Fringe Benefits - Long-Term Disability					\$640
3.20	Total	521160 - Fringe Benefits - Life Insurance					\$813
1.00	15495	RECOVER Northern Estuary Monitorg	225000	4411161000	100686	2136	86,252
1.00	Total	530100 - Cont Serv - External Provider					\$86,252
1.00	45893	C111 Spreader-Downstream Impacts	101000	4413163000	100686	NR	150,000
1.00	Total	530900 - Cont Serv - Professional					\$150,000
1.00	15491	Recover - Parts and Supplies	101000	4411161000	100686	NR	25,000
1.00	Total	541500 - Oper Expense - Parts and Supplies					\$25,000
1.00	34075	CERP/RECOVER Monitoring	225000	4411161000	100686	2136	799,415
1.00	15493	RECOVER Northern Estuary Monit'g - State	225000	4411161000	100686	2136	214,710
1.00	15523	FHAP Part 1-Part 2 in dedicated one-time	225000	4413163000	100686	2136	113,294
1.00	34077	FHAP Part 1-Part 2 in dedicated one-time	101000	4413163000	100686	NR	46,898
4.00	Total	545010 - Oper Expense - Interagency State of FL					\$1,174,317

COMPREHENSIVE EVERGLADES REST. PLAN

P210 ADAPTIVE ASSESSMENT & MONITORING

Qty	Item	Name	Fund	FundCenter	Fund Prg	Grant	Amount
1.00	15506	Tree Island Plant Community WCA-3a Monit	225000	4413163000	100686	2136	87,350
1.00		Total	545040	-	Oper Expense - Interagency Public Univ		\$87,350
		Total			ADAPTIVE ASSESSMENT & MONITORING		\$1,856,764

COMPREHENSIVE EVERGLADES REST. PLAN

PB01	TEN MILE CREEK WPA CRP				Fund	FundCenter	Fund Prg	Grant	Amount
Qty	Item	Name							
.10	Total	510100	-	Salaries and Wages - Regular					\$6,544
.10	Total	520900	-	Fringe Benefits - FICA Taxes Employer Share					\$501
.10	Total	521010	-	Fringe Benefits - FRS Retirement Contrib					\$892
.10	Total	521110	-	Fringe Benefits - Medical Insurance					\$1,639
.10	Total	521120	-	Fringe Benefits - Dental Insurance					\$122
.10	Total	521130	-	Fringe Benefits - Vision Insurance					\$14
.10	Total	521140	-	Fringe Benefits - Accidental Death Dismemberment					\$2
.10	Total	521150	-	Fringe Benefits - Long-Term Disability					\$20
.10	Total	521160	-	Fringe Benefits - Life Insurance					\$26
	Total	TEN MILE CREEK WPA CRP							\$9,760

COMPREHENSIVE EVERGLADES REST. PLAN

PH99	CERP SUPPORT		Fund	FundCenter	Fund Prg	Grant	Amount
Qty	Item	Name					
6.45	Total	510100 - Salaries and Wages - Regular					\$670,513
6.45	Total	520900 - Fringe Benefits - FICA Taxes Employer Share					\$51,296
6.45	Total	521010 - Fringe Benefits - FRS Retirement Contrib					\$97,478
6.45	Total	521110 - Fringe Benefits - Medical Insurance					\$107,597
6.45	Total	521120 - Fringe Benefits - Dental Insurance					\$7,869
6.45	Total	521130 - Fringe Benefits - Vision Insurance					\$885
6.45	Total	521140 - Fringe Benefits - Accidental Death Dismemberment					\$105
6.45	Total	521150 - Fringe Benefits - Long-Term Disability					\$1,290
6.45	Total	521160 - Fringe Benefits - Life Insurance					\$1,656
48.00	Total	529990 - Fringe Benefits - Other Personnel Benefits					\$439,075
1.00	41926	USACE Permit Reviewer	202000	3316207100	NR	NR	200,000
1.00	41925	USFWS ESA Consultation	202000	3316207100	NR	NR	200,000
2.00	Total	530500 - Cont Serv - Government Provider					\$400,000
1.00	14278	ANSYS Software Maint	101000	2215117000	NR	NR	51,968
1.00	Total	530602 - Cont Serv - Maint & Repairs - Computer Software					\$51,968
1.00	26020	Safety Shoes	101000	3310110000	NR	NR	1,000
1.00	Total	541302 - Oper Expense - Safety Shoes					\$1,000
1.00	15059	Small Tools & Field Supplies	101000	3310110000	NR	NR	1,500
1.00	Total	541400 - Oper Expense - Tools/Equipment/PPE					\$1,500

COMPREHENSIVE EVERGLADES REST. PLAN

PH99	CERP SUPPORT		Fund	FundCenter	Fund Prg	Grant	Amount
Qty	Item	Name					
1.00	16050	Training & Conference - CERP NC	101000	3301139100	NR	NR	2,970
1.00		Total 542000 - Oper Expense - Conference Registrations					\$2,970
1.00	15097	CERP - Central Service Indirect Costs	101000	9999999699	NR	NR	4,500,000
1.00		Total 543900 - Oper Expense - Central Services Indirect					\$4,500,000
1.00	46833	Future Land Acquisition (DEP)	412100	3510144000	NR	NR	99,426
1.00		Total 580020 - Capital Outlay - Land					\$99,426
1.00	32010	2024 SA1715 CERP - Clewiston FS	425000	5613222000	101171	2136	8,500,000
1.00	32012	2024 SA1715 CERP - Okeechobee FS	425000	5613222000	101087	2136	31,860,816
2.00		Total 580100 - Capital Outlay - Buildings					\$40,360,816
		Total CERP SUPPORT					\$46,795,444

COMPREHENSIVE EVERGLADES REST. PLAN

PK03	C-111/MWD/CSOP		Fund	FundCenter	Fund Prg	Grant	Amount
Qty	Item	Name					
.85	Total	510100 - Salaries and Wages - Regular					\$89,577
.85	Total	520900 - Fringe Benefits - FICA Taxes Employer Share					\$7,179
.85	Total	521010 - Fringe Benefits - FRS Retirement Contrib					\$12,790
.85	Total	521110 - Fringe Benefits - Medical Insurance					\$13,929
.85	Total	521120 - Fringe Benefits - Dental Insurance					\$1,037
.85	Total	521130 - Fringe Benefits - Vision Insurance					\$117
.85	Total	521140 - Fringe Benefits - Accidental Death Dismemberment					\$13
.85	Total	521150 - Fringe Benefits - Long-Term Disability					\$170
.85	Total	521160 - Fringe Benefits - Life Insurance					\$216
1.00	46821	S-332 B/C Pump Station	402004	5613222000	101288	NR	569,144
1.00	Total	580800 - Capital Outlay - Water Control Structures					\$569,144
	Total	C-111/MWD/CSOP					\$694,172

MODELING & SCIENTIFIC SUPPORT

SA11 MODELING SUPPORT & PROCESS IMPROVEMENT

Qty	Item	Name	Fund	FundCenter	Fund Prg	Grant	Amount
3.25	Total	510100 - Salaries and Wages - Regular					\$337,184
3.25	Total	520900 - Fringe Benefits - FICA Taxes Employer Share					\$25,797
3.25	Total	521010 - Fringe Benefits - FRS Retirement Contrib					\$45,958
3.25	Total	521110 - Fringe Benefits - Medical Insurance					\$55,165
3.25	Total	521120 - Fringe Benefits - Dental Insurance					\$3,965
3.25	Total	521130 - Fringe Benefits - Vision Insurance					\$448
3.25	Total	521140 - Fringe Benefits - Accidental Death Dismemberment					\$56
3.25	Total	521150 - Fringe Benefits - Long-Term Disability					\$650
3.30	Total	521160 - Fringe Benefits - Life Insurance					\$851
1.00	46788	Hydrology & Hydraulics Data Analysis	101000	3210136000	NR	NR	300,000
1.00	Total	530100 - Cont Serv - External Provider					\$300,000
1.00	13700	H&H Technical Review Support	101000	3210136100	101247	NR	15,000
1.00	33512	H&H Tech Supt incl. Model Archivg (SMMS)	101000	3220137000	101247	NR	40,609
1.00	23018	Model Archive (WMDs)	214003	3220137000	101247	NR	50,000
3.00	Total	530900 - Cont Serv - Professional					\$105,609
1.00	12579	Books & Subscriptions	101000	3210136000	NR	NR	540
1.00	41966	Books & Subscriptions	101000	3220137000	NR	NR	540
2.00	Total	541100 - Oper Expense - Books/Subscriptions					\$1,080
1.00	41978	HECRAS, Flow 3D and Fluent Software Trn	101000	3210136000	NR	NR	15,000
1.00	13438	Training & Conferences	101000	5601220100	NR	NR	10,000

MODELING & SCIENTIFIC SUPPORT

SA11 MODELING SUPPORT & PROCESS IMPROVEMENT

Qty	Item	Name	Fund	FundCenter	Fund Prg	Grant	Amount	
2.00		Total	542000	-	Oper Expense - Conference Registrations		\$25,000	
1.00	20025	Training Travel	101000	5601220100	NR	NR	5,000	
1.00		Total	542300	-	Oper Expense - Travel for Training		\$5,000	
1.00	12581	Dues and Memberships	101000	3210136000	NR	NR	700	
1.00	41969	Dues and Memberships	101000	3220137000	NR	NR	750	
2.00		Total	542310	-	Oper Expense - Memberships, Dues and Fees		\$1,450	
1.00	11984	P.E. Licenses - H&H	101000	3210136000	NR	NR	3,991	
1.00	41970	P.E. Licenses - Modeling	101000	3220137000	NR	NR	2,750	
2.00		Total	542400	-	Oper Expense - Professional Licenses		\$6,741	
		Total	MODELING SUPPORT & PROCESS IMPROVEMENT					\$914,954

MODELING & SCIENTIFIC SUPPORT

SA12 MODEL MAINTENANCE / ENHANCEMENT

Qty	Item	Name	Fund	FundCenter	Fund Prg	Grant	Amount
2.15	Total	510100 - Salaries and Wages - Regular					\$255,929
2.15	Total	520900 - Fringe Benefits - FICA Taxes Employer Share					\$19,579
2.15	Total	521010 - Fringe Benefits - FRS Retirement Contrib					\$34,882
2.15	Total	521110 - Fringe Benefits - Medical Insurance					\$35,230
2.15	Total	521120 - Fringe Benefits - Dental Insurance					\$2,623
2.15	Total	521130 - Fringe Benefits - Vision Insurance					\$295
2.15	Total	521140 - Fringe Benefits - Accidental Death Dismemberment					\$34
2.15	Total	521150 - Fringe Benefits - Long-Term Disability					\$430
2.15	Total	521160 - Fringe Benefits - Life Insurance					\$553
1.00	46790	WR Systems Modeling (RSM)	101000	3220137000	NR	NR	740,000
1.00	Total	530100 - Cont Serv - External Provider					\$740,000
	Total	MODEL MAINTENANCE / ENHANCEMENT					\$1,089,555

MODELING & SCIENTIFIC SUPPORT

SA13	MODEL IMPLEMENTATION / APPLICATION				Fund	FundCenter	Fund Prg	Grant	Amount
Qty	Item	Name							
2.40	Total	510100	-	Salaries and Wages - Regular					\$252,607
2.40	Total	520900	-	Fringe Benefits - FICA Taxes Employer Share					\$19,325
2.40	Total	521010	-	Fringe Benefits - FRS Retirement Contrib					\$34,429
2.40	Total	521110	-	Fringe Benefits - Medical Insurance					\$39,325
2.40	Total	521120	-	Fringe Benefits - Dental Insurance					\$2,928
2.40	Total	521130	-	Fringe Benefits - Vision Insurance					\$329
2.40	Total	521140	-	Fringe Benefits - Accidental Death Dismemberment					\$37
2.40	Total	521150	-	Fringe Benefits - Long-Term Disability					\$480
2.40	Total	521160	-	Fringe Benefits - Life Insurance					\$617
	Total	MODEL IMPLEMENTATION / APPLICATION							\$350,077

MODELING & SCIENTIFIC SUPPORT

SA14 FLOOD PROTECTION LOS AND SEA LEVEL RISE RESILIENCY

Qty	Item	Name	Fund	FundCenter	Fund Prg	Grant	Amount	
3.75	Total	510100 - Salaries and Wages - Regular					\$463,518	
3.75	Total	520900 - Fringe Benefits - FICA Taxes Employer Share					\$35,463	
3.75	Total	521010 - Fringe Benefits - FRS Retirement Contrib					\$63,177	
3.75	Total	521110 - Fringe Benefits - Medical Insurance					\$62,403	
3.75	Total	521120 - Fringe Benefits - Dental Insurance					\$4,575	
3.75	Total	521130 - Fringe Benefits - Vision Insurance					\$517	
3.75	Total	521140 - Fringe Benefits - Accidental Death Dismemberment					\$62	
3.75	Total	521150 - Fringe Benefits - Long-Term Disability					\$750	
3.75	Total	521160 - Fringe Benefits - Life Insurance					\$967	
1.00	41997	FPLOS Palm Beach County Conditions	214002	2010106100	NR	2110	145,070	
1.00	41996	FPLOS Upper Kissimmee Conditions	214002	2010106100	NR	2109	194,532	
1.00	41976	FPLOS St Lucie / Indian River Ph.1/Yr 2	101000	3220137000	NR	NR	686,784	
1.00	41977	FPLOS Western Basins PH1 - Yr2	101000	3220137000	NR	NR	699,809	
1.00	33531	Flood Protection Level of Service Assess	101000	3220137000	100962	NR	65,000	
1.00	25700	Flood Protection Level of Service Assess	202000	3220137000	100962	NR	700,000	
1.00	21019	Sea Lev Rise & Climate Change Studies	101000	3220137000	100888	NR	35,000	
1.00	46791	WR Systems Modeling (FPLOS)	101000	3220137000	NR	NR	1,260,000	
8.00	Total	530100 - Cont Serv - External Provider					\$3,786,195	
	Total	FLOOD PROTECTION LOS AND SEA LEVEL RISE RESILIENCY						\$4,417,627

MODELING & SCIENTIFIC SUPPORT

SB11 WATER QUALITY MONITORING OPERATIONS

Qty	Item	Name	Fund	FundCenter	Fund Prg	Grant	Amount
1.00		Total	510100	-	Salaries and Wages - Regular		\$47,590
1.00	15876	WQM Uniform Stipend	101000	4513169200	NR	NR	8,464
1.00		Total	520090	-	Fringe Benefits - Uniform Allowance		\$8,464
1.00		Total	520900	-	Fringe Benefits - FICA Taxes Employer Share		\$3,641
1.00		Total	521010	-	Fringe Benefits - FRS Retirement Contrib		\$6,487
1.00		Total	521110	-	Fringe Benefits - Medical Insurance		\$16,385
1.00		Total	521120	-	Fringe Benefits - Dental Insurance		\$1,220
1.00		Total	521130	-	Fringe Benefits - Vision Insurance		\$137
1.00		Total	521140	-	Fringe Benefits - Accidental Death Dismemberment		\$15
1.00		Total	521150	-	Fringe Benefits - Long-Term Disability		\$200
1.00		Total	521160	-	Fringe Benefits - Life Insurance		\$257
1.00	16066	WQM Contractual Services	202000	4513169600	NR	NR	10,500
1.00	12742	WQM Site Install, Repair & Maintenance	101000	4513169600	NR	NR	17,300
2.00		Total	530100	-	Cont Serv - External Provider		\$27,800
1.00	91	WQM Equipment Maintenance & Repair	101000	4513169200	NR	NR	22,469
1.00	12309	DI/RO Water Sys Maintenance-Okee WQ Lab	101000	4513169300	NR	NR	5,100
1.00	12310	WQM Equipment Maintenance & Repair	101000	4513169300	NR	NR	4,000
1.00	33525	Continuous Monitoring Network M&R	101000	4513169600	NR	NR	10,000
4.00		Total	530600	-	Cont Serv - Maintenance and Repairs		\$41,569
1.00	24667	Mail/Courier	202000	4513169300	NR	NR	4,650
1.00	12311	Mail/Courier	101000	4513169300	NR	NR	14,850

MODELING & SCIENTIFIC SUPPORT

SB11 WATER QUALITY MONITORING OPERATIONS

Qty	Item	Name	Fund	FundCenter	Fund Prg	Grant	Amount
2.00		Total 531200 - Cont Serv - Mail/Courier					\$19,500
1.00	16159	Aircraft Fuel	101000	2110108500	NR	NR	50,001
1.00		Total 540030 - Oper Expense - Inventory Other Fuels					\$50,001
1.00	18244	Engine Maintenance Manuals	101000	2110108500	NR	NR	320
1.00		Total 541100 - Oper Expense - Books/Subscriptions					\$320
1.00	95	WQM Uniforms	101000	4513169200	NR	NR	6,500
1.00	12313	WQM Uniforms	101000	4513169300	NR	NR	1,100
2.00		Total 541301 - Oper Expense - District Uniforms					\$7,600
1.00	12316	WQM Sampling Equipment, Small Tools	101000	4513169200	NR	NR	9,450
1.00	12315	WQM Small Tools & Equipment	101000	4513169300	NR	NR	4,500
2.00		Total 541400 - Oper Expense - Tools/Equipment/PPE					\$13,950
1.00	18223	Parts & Supplies	101000	2110108500	NR	NR	8,321
1.00	15643	WQ Monitoring Field Supplies	101000	4513169100	NR	NR	1,125
1.00	45859	NEEP Hicpo PH1-WQM Parts & Supplies	101000	4513169200	NR	NR	1,000
1.00	15265	WQM Field Parts & Supplies	101000	4513169200	NR	NR	6,104
1.00	24668	WQM Field Parts and Supplies	202000	4513169200	NR	NR	2,722
1.00	45643	10 mi Crk-Routine WQM Supplies	202000	4513169300	NR	NR	2,000
1.00	33526	Continuous Monitoring P&S	101000	4513169600	NR	NR	9,000
7.00		Total 541500 - Oper Expense - Parts and Supplies					\$30,272
1.00	92	WQM Parts, Supplies, & Exp - Automotive	101000	4513169200	NR	NR	4,000
1.00		Total 541502 - Oper Expense - Parts,Supp - Fleet					\$4,000
1.00	45640	Allapattah Rest-WQMS Field Supplies	202000	4513169200	NR	NR	1,500
1.00	11974	WQM Field Supplies and Lab Standards	101000	4513169200	NR	NR	15,000
1.00	12312	WQM Field Supplies & Lab Standards	101000	4513169300	NR	NR	28,200
3.00		Total 541506 - Oper Expense - Parts,Supp - Laboratory					\$44,700
1.00	12014	WQ Monitoring Office Supplies	101000	4513169100	NR	NR	781

MODELING & SCIENTIFIC SUPPORT

SB11 WATER QUALITY MONITORING OPERATIONS

Qty	Item	Name	Fund	FundCenter	Fund Prg	Grant	Amount	
1.00		Total	541510	-	Oper Expense - Parts,Supp - Office		\$781	
1.00	15301	Replacement Field Equipment	101000	4513169200	NR	NR	34,500	
1.00	33524	Continuous Monir'g Network Repl Equip	101000	4513169600	NR	NR	85,000	
2.00		Total	541590	-	Oper Expense - Attractive Items		\$119,500	
1.00	13441	Training & Conferences	101000	4409160000	NR	NR	2,903	
1.00		Total	542000	-	Oper Expense - Conference Registrations		\$2,903	
1.00	15659	District Travel - Non Training WQM	101000	4409160000	NR	NR	10,114	
1.00		Total	542100	-	Oper Expense - District Travel		\$10,114	
1.00	18227	Bell Helicopter Recurrent Training	101000	2110108500	NR	NR	4,860	
1.00	12314	Certified Quality Auditor	101000	4513169100	NR	NR	285	
2.00		Total	542400	-	Oper Expense - Professional Licenses		\$5,145	
		Total	WATER QUALITY MONITORING OPERATIONS					\$462,551

MODELING & SCIENTIFIC SUPPORT

SB12 WATER QUALITY MONITORING - COMPLIANCE

Qty	Item	Name	Fund	FundCenter	Fund Prg	Grant	Amount	
15.95	Total	510100 - Salaries and Wages - Regular					\$1,015,111	
15.95	Total	520900 - Fringe Benefits - FICA Taxes Employer Share					\$77,659	
15.95	Total	521010 - Fringe Benefits - FRS Retirement Contrib					\$143,556	
15.95	Total	521110 - Fringe Benefits - Medical Insurance					\$263,253	
15.95	Total	521120 - Fringe Benefits - Dental Insurance					\$19,459	
15.95	Total	521130 - Fringe Benefits - Vision Insurance					\$2,185	
15.95	Total	521140 - Fringe Benefits - Accidental Death Dismemberment					\$234	
15.95	Total	521150 - Fringe Benefits - Long-Term Disability					\$3,190	
15.95	Total	521160 - Fringe Benefits - Life Insurance					\$3,880	
1.00	12746	Fish Coll Hg Comp Mon (Downstream)	101000	4513169400	NR	NR	54,650	
1.00	16056	Fish Coll Hg Comp Mon (Downstream)	202000	4513169400	NR	NR	1,210	
2.00	Total	545010 - Oper Expense - Interagency State of FL					\$55,860	
1.00	12013	ENP SW Monitor & Marine Network Support	101000	4513169400	NR	NR	202,750	
1.00	Total	545020 - Oper Expense - Interagency Federal Matching					\$202,750	
1.00	12743	NADP/MDN - Hg Deposition Comp Mon	101000	4513169400	NR	NR	29,001	
1.00	Total	545040 - Oper Expense - Interagency Public Univ					\$29,001	
	Total	WATER QUALITY MONITORING - COMPLIANCE						\$1,816,138

MODELING & SCIENTIFIC SUPPORT

SB14 WTR QUALITY MONITORING - MISSION DRIVEN

Qty	Item	Name	Fund	FundCenter	Fund Prg	Grant	Amount
9.60		Total 510100 - Salaries and Wages - Regular					\$667,142
9.60		Total 520900 - Fringe Benefits - FICA Taxes Employer Share					\$51,036
9.60		Total 521010 - Fringe Benefits - FRS Retirement Contrib					\$97,652
9.60		Total 521110 - Fringe Benefits - Medical Insurance					\$158,251
9.60		Total 521120 - Fringe Benefits - Dental Insurance					\$11,712
9.60		Total 521130 - Fringe Benefits - Vision Insurance					\$1,313
9.60		Total 521140 - Fringe Benefits - Accidental Death Dismemberment					\$142
9.60		Total 521150 - Fringe Benefits - Long-Term Disability					\$1,920
9.60		Total 521160 - Fringe Benefits - Life Insurance					\$2,390
1.00	15117	Cont Serv - Caloosahatchee Estuary M/R	101000	5511184600	NR	NR	3,960
1.00		Total 530100 - Cont Serv - External Provider					\$3,960
1.00	45304	NEEP C43 W WQ-CS Diving Services	202000	5211174000	NR	NR	16,250
1.00		Total 530104 - Cont Serv - Diving Services					\$16,250
1.00	45305	NEEP C43 W WQ-CS Electrical Service	202000	5211174000	NR	NR	8,500
1.00		Total 530120 - Cont Serv - Electrical Services					\$8,500
1.00	23019	WQMS Contingent Worker Support	202000	4513169600	NR	NR	3,000
1.00		Total 530122 - Cont Serv - Science and Tech. Support Services					\$3,000
1.00	45306	NEEP C43 W WQ-CS Maint. & Repair	202000	5211174000	NR	NR	12,500
1.00		Total 530600 - Cont Serv - Maintenance and Repairs					\$12,500

MODELING & SCIENTIFIC SUPPORT

SB14 WTR QUALITY MONITORING - MISSION DRIVEN

Qty	Item	Name	Fund	FundCenter	Fund Prg	Grant	Amount
1.00	45307	NEEP C43 W WQ-CS Maint. Repair Equip.	202000	5211174000	NR	NR	8,500
1.00		Total 530611 - Cont Serv - Maint and Repairs Equipment					\$8,500
1.00	45308	NEEP C43 W WQ-CS General Maint.	202000	5211174000	NR	NR	6,000
1.00		Total 531100 - Cont Serv - General Maintenance					\$6,000
1.00	45191	NEEP C43 W WQ-OE Tools Equip. PPE	202000	5211174000	NR	NR	2,500
1.00		Total 541400 - Oper Expense - Tools/Equipment/PPE					\$2,500
1.00	45192	NEEP C43 W WQ-OE Parts Supp.	202000	5211174000	NR	NR	9,500
1.00		Total 541500 - Oper Expense - Parts and Supplies					\$9,500
1.00	45631	NEEP C23/24 B-ASD Lab Supplies	202000	4511167100	NR	NR	1,082
1.00	45644	NEEP C23/24 C-WQMS Lab Supplies	202000	4513169300	NR	NR	1,000
1.00	45193	NEEP C43 W WQ-OE Chemicals	202000	5211174000	NR	NR	100,000
3.00		Total 541506 - Oper Expense - Parts,Supp - Laboratory					\$102,082
1.00	45194	NEEP C43 W WQ-OE Waste Disposal Fees	202000	5211174000	NR	NR	850
1.00		Total 543302 - Oper Expense - Waste Disposal Fees					\$850
1.00	45195	NEEP C43 W WQ-OE Electrical Service	202000	5211174000	NR	NR	12,000
1.00		Total 543701 - Oper Expense - Electrical Service					\$12,000
		Total WTR QUALITY MONITORING - MISSION DRIVEN					\$1,177,200

MODELING & SCIENTIFIC SUPPORT

SB31 ANALYTICAL SERVICES INTERNAL

Qty	Item	Name	Fund	FundCenter	Fund Prg	Grant	Amount
8.30	Total	510100 - Salaries and Wages - Regular					\$652,113
8.30	Total	520900 - Fringe Benefits - FICA Taxes Employer Share					\$49,886
8.30	Total	521010 - Fringe Benefits - FRS Retirement Contrib					\$88,883
8.30	Total	521110 - Fringe Benefits - Medical Insurance					\$140,762
8.30	Total	521120 - Fringe Benefits - Dental Insurance					\$10,126
8.30	Total	521130 - Fringe Benefits - Vision Insurance					\$1,137
8.30	Total	521140 - Fringe Benefits - Accidental Death Dismemberment					\$119
8.30	Total	521150 - Fringe Benefits - Long-Term Disability					\$1,660
8.30	Total	521160 - Fringe Benefits - Life Insurance					\$1,998
1.00	12447	Autoclave Maintenance	101000	4511167100	NR	NR	4,320
1.00	12320	DI/RO Water System Maintenance	101000	4511167100	NR	NR	7,830
1.00	27244	Laboratory Maintenance & Repairs	101000	4511167100	NR	NR	37,500
1.00	12323	Maint & Repair of Misc Lab Equipment	101000	4511167100	NR	NR	23,400
1.00	12324	Spectrometers Maintenance	101000	4511167100	NR	NR	19,800
1.00	15071	Universal Lab Equipment Maint Contract	101000	4511167100	NR	NR	238,500
6.00	Total	530600 - Cont Serv - Maintenance and Repairs					\$331,350
1.00	12739	Hazardous Waste Disposal	101000	4511167100	NR	NR	25,000
1.00	Total	531103 - Cont Serv - Waste Disposal Services					\$25,000
1.00	12326	Lab Coats	101000	4511167100	NR	NR	1,730
1.00	Total	541301 - Oper Expense - District Uniforms					\$1,730
1.00	14210	Gasses for Lab Instrumentation	101000	4511167100	NR	NR	20,000
1.00	12330	Lab P/S Operations	101000	4511167100	NR	NR	5,040

MODELING & SCIENTIFIC SUPPORT

SB31 ANALYTICAL SERVICES INTERNAL

Qty	Item	Name	Fund	FundCenter	Fund Prg	Grant	Amount
1.00	41923	Laboratory Field Sampling Filters	101000	4511167100	NR	NR	207,000
1.00	27245	Laboratory Parts & Supplies	101000	4511167100	NR	NR	15,000
1.00	41921	Laboratory Safety Supplies	101000	4511167100	NR	NR	10,000
5.00		Total 541506 - Oper Expense - Parts,Supp - Laboratory					\$257,040
1.00	15709	Office Supplies	101000	4511167100	NR	NR	1,579
1.00		Total 541510 - Oper Expense - Parts,Supp - Office					\$1,579
1.00	17085	Training and Conferences	101000	4409160000	NR	NR	6,300
1.00		Total 542000 - Oper Expense - Conference Registrations					\$6,300
1.00	14212	Fees for Lab Perfrmnc Evaluation Studies	101000	4511167100	NR	NR	10,890
1.00		Total 543300 - Oper Expense - Other Fees					\$10,890
1.00	94	Lab Permits & Certifications	101000	4511167100	NR	NR	10,000
1.00		Total 543301 - Oper Expense - Permits & Fees					\$10,000
1.00	15304	Replacement Lab Equipment	401000	4511167100	NR	NR	90,500
1.00		Total 589300 - Capital Outlay - Equipment					\$90,500
		Total ANALYTICAL SERVICES INTERNAL					\$1,681,073

MODELING & SCIENTIFIC SUPPORT

SB32	ANALYTICAL SERVICES EXTERNAL				Fund	FundCenter	Fund Prg	Grant	Amount
Qty	Item	Name							
8.40		Total	510100	- Salaries and Wages - Regular					\$543,270
8.40		Total	520900	- Fringe Benefits - FICA Taxes Employer Share					\$41,561
8.40		Total	521010	- Fringe Benefits - FRS Retirement Contrib					\$76,951
8.40		Total	521110	- Fringe Benefits - Medical Insurance					\$137,639
8.40		Total	521120	- Fringe Benefits - Dental Insurance					\$10,248
8.40		Total	521130	- Fringe Benefits - Vision Insurance					\$1,152
8.40		Total	521140	- Fringe Benefits - Accidental Death Dismemberment					\$127
8.40		Total	521150	- Fringe Benefits - Long-Term Disability					\$1,680
8.40		Total	521160	- Fringe Benefits - Life Insurance					\$2,079
1.00	45632	10 mi Crk-Lab & Validtn Staff Aug			202000	4511167100	NR	NR	3,718
1.00		Total	530122	- Cont Serv - Science and Tech. Support Services					\$3,718
1.00	45793	10 mi Crk-Courier Fees			101000	4513169300	NR	NR	5,000
1.00		Total	531200	- Cont Serv - Mail/Courier					\$5,000
1.00	45633	10 mi Crk-Lab Supplies ASD			202000	4511167100	NR	NR	8,220
1.00	45634	Allapattah Rest-ASD (Lab) Supplies			202000	4511167100	NR	NR	3,245
1.00	13682	Lab P/S Regional Compliance			101000	4511167100	NR	NR	73,232
1.00	45905	NEEP Hicpo PH1-Lab Supplies ASD			101000	4511167100	NR	NR	8,112
4.00		Total	541506	- Oper Expense - Parts,Supp - Laboratory					\$92,809
1.00	12577	EVPA Lab Anlysis-Organics-Sediment			101000	4511167100	NR	NR	8,915
1.00	12449	Regional Comp Lab Anlysis Hg - Water			101000	4511167100	NR	NR	5,000
1.00	12575	Regional Mon Lab Anlys-Organics-Sediment			101000	4511167100	NR	NR	43,000

MODELING & SCIENTIFIC SUPPORT

SB32 ANALYTICAL SERVICES EXTERNAL

Qty	Item	Name	Fund	FundCenter	Fund Prg	Grant	Amount
1.00	12573	Regional Mon Lab Anlys-Organics-Water	101000	4511167100	NR	NR	100,000
4.00		Total 545010 - Oper Expense - Interagency State of FL					\$156,915
		Total ANALYTICAL SERVICES EXTERNAL					\$1,073,149

MODELING & SCIENTIFIC SUPPORT

SB34 ANALYTICAL SERVICES - MISSION DRIVEN

Qty	Item	Name	Fund	FundCenter	Fund Prg	Grant	Amount
2.50	Total	510100 - Salaries and Wages - Regular					\$185,960
2.50	Total	520900 - Fringe Benefits - FICA Taxes Employer Share					\$14,226
2.50	Total	521010 - Fringe Benefits - FRS Retirement Contrib					\$25,346
2.50	Total	521110 - Fringe Benefits - Medical Insurance					\$40,964
2.50	Total	521120 - Fringe Benefits - Dental Insurance					\$3,050
2.50	Total	521130 - Fringe Benefits - Vision Insurance					\$342
2.50	Total	521140 - Fringe Benefits - Accidental Death Dismemberment					\$39
2.50	Total	521150 - Fringe Benefits - Long-Term Disability					\$500
2.50	Total	521160 - Fringe Benefits - Life Insurance					\$642
1.00	14217	Lab P/S Regional Monitoring	101000	4511167100	NR	NR	25,463
1.00	Total	541506 - Oper Expense - Parts,Supp - Laboratory					\$25,463
	Total	ANALYTICAL SERVICES - MISSION DRIVEN					\$296,532

MODELING & SCIENTIFIC SUPPORT

SB51 ASSESSMENT & REPORTING

Qty	Item	Name	Fund	FundCenter	Fund Prg	Grant	Amount
10.35		Total	510100	-	Salaries and Wages - Regular		\$902,512
10.35		Total	520900	-	Fringe Benefits - FICA Taxes Employer Share		\$69,041
10.35		Total	521010	-	Fringe Benefits - FRS Retirement Contrib		\$133,185
10.35		Total	521110	-	Fringe Benefits - Medical Insurance		\$171,732
10.35		Total	521120	-	Fringe Benefits - Dental Insurance		\$12,627
10.35		Total	521130	-	Fringe Benefits - Vision Insurance		\$1,420
10.35		Total	521140	-	Fringe Benefits - Accidental Death Dismemberment		\$157
10.35		Total	521150	-	Fringe Benefits - Long-Term Disability		\$2,070
10.35		Total	521160	-	Fringe Benefits - Life Insurance		\$2,650
1.00	45854	NEEP Hicpo PH1-CAR Staff Aug	101000	4512168100	NR	NR	19,655
1.00		Total	530122	-	Cont Serv - Science and Tech. Support Services		\$19,655
1.00	11954	Books & Reference Materials	101000	4512168100	NR	NR	135
1.00		Total	541100	-	Oper Expense - Books/Subscriptions		\$135
1.00	15714	Office Supplies	101000	4512168100	NR	NR	959
1.00		Total	541510	-	Oper Expense - Parts,Supp - Office		\$959
1.00	15657	Travel - Field/Business	101000	4409160000	NR	NR	196
1.00		Total	542100	-	Oper Expense - District Travel		\$196
1.00	12307	American Statistical Assn	101000	4512168100	NR	NR	148
1.00		Total	542310	-	Oper Expense - Memberships, Dues and Fees		\$148

MODELING & SCIENTIFIC SUPPORT

SB51 ASSESSMENT & REPORTING

Qty	Item	Name	Fund	FundCenter	Fund Prg	Grant	Amount
1.00	14223	FL PE Renewals	101000	4512168100	NR	NR	540
1.00		Total	542400	- Oper Expense - Professional Licenses			\$540
		Total	ASSESSMENT & REPORTING				\$1,317,027

MODELING & SCIENTIFIC SUPPORT

SB54	SOUTH FL ENVIRONMENTAL REPORT PRODUCTION							
Qty	Item	Name	Fund	FundCenter	Fund Prg	Grant	Amount	
2.85	Total	510100 - Salaries and Wages - Regular					\$251,014	
2.85	Total	520900 - Fringe Benefits - FICA Taxes Employer Share					\$19,205	
2.85	Total	521010 - Fringe Benefits - FRS Retirement Contrib					\$34,845	
2.85	Total	521110 - Fringe Benefits - Medical Insurance					\$47,179	
2.85	Total	521120 - Fringe Benefits - Dental Insurance					\$3,477	
2.85	Total	521130 - Fringe Benefits - Vision Insurance					\$393	
2.85	Total	521140 - Fringe Benefits - Accidental Death Dismemberment					\$48	
2.85	Total	521150 - Fringe Benefits - Long-Term Disability					\$570	
2.85	Total	521160 - Fringe Benefits - Life Insurance					\$735	
2.00	Total	529990 - Fringe Benefits - Other Personnel Benefits					\$67	
1.00	15078	SFER Peer Review	101000	4512168100	101395	NR	26,800	
1.00	Total	530900 - Cont Serv - Professional					\$26,800	
	Total	SOUTH FL ENVIRONMENTAL REPORT PRODUCTION						\$384,333

MODELING & SCIENTIFIC SUPPORT

SU01	USACE MONITORING		Fund	FundCenter	Fund Prg	Grant	Amount
Qty	Item	Name					
5.70	Total	510100 - Salaries and Wages - Regular					\$400,957
5.70	Total	520900 - Fringe Benefits - FICA Taxes Employer Share					\$30,673
5.70	Total	521010 - Fringe Benefits - FRS Retirement Contrib					\$57,850
5.70	Total	521110 - Fringe Benefits - Medical Insurance					\$93,402
5.70	Total	521120 - Fringe Benefits - Dental Insurance					\$6,954
5.70	Total	521130 - Fringe Benefits - Vision Insurance					\$780
5.70	Total	521140 - Fringe Benefits - Accidental Death Dismemberment					\$91
5.70	Total	521150 - Fringe Benefits - Long-Term Disability					\$1,140
5.70	Total	521160 - Fringe Benefits - Life Insurance					\$1,413
1.00	45872	BBCW Deering-Vegetation Monitoring	101000	4411161000	NR	3007	13,000
1.00	45873	BBCW S708-Mapping (remote sensing)	101000	4411161000	NR	3007	20,000
1.00	45810	Pic St Faka U PS-Aquatic Fauna Monitor	101002	4411161000	NR	3008	32,307
1.00	45811	Pic St Merritt-Aquatic Fauna Monitoring	101002	4411161000	NR	3008	22,669
1.00	45812	Pic St Merritt-Estuarine Oyster Reef	101002	4411161000	NR	3008	87,140
1.00	45813	Pic St Merritt-Vegetation Monitoring	101002	4411161000	NR	3008	69,997
1.00	45894	C111 Spreader-Wildlife Surveys	101000	4413163000	NR	3006	45,000
1.00	45906	BBCW Culter-Lab Anlys Contract	101000	4511167100	NR	NR	6,864
1.00	46032	C44 STA #3-Mercury Lab Anlys	202002	4511167100	100548	NR	9,152
1.00	45815	Pic St Faka U PS-Lab Anlys Contract	101002	4511167100	NR	3008	1,716
1.00	45816	Pic St Merritt-Lab Anlys Contract	101002	4511167100	NR	3008	1,716
1.00	45836	Pic St SW Feat-WQ Sample Collect	101002	4513169600	NR	3008	55,000
1.00	45837	Pic St SW Feat-WQM SampCol Marsh Contract	101002	4513169600	NR	3008	55,000
13.00	Total	530100 - Cont Serv - External Provider					\$419,561
1.00	45907	BBCW Culter-Lab & Validtn Staff Aug	101000	4511167100	NR	NR	6,734

MODELING & SCIENTIFIC SUPPORT

SU01 USACE MONITORING

Qty	Item	Name	Fund	FundCenter	Fund Prg	Grant	Amount
1.00	45817	Pic St SW Feat-Lab & Validtn Staff Aug	101002	4511167100	NR	3008	72,520
1.00	45855	C111 Spreader-CAR Staff Aug	101000	4512168100	NR	3006	47,171
1.00	45856	Pic St SW Feat-CAR Staff Aug	101000	4512168100	NR	NR	25,000
1.00	45825	Pic St Faka U PS-WQM Samp Coll Staff Aug	101002	4513169200	NR	3008	22,050
1.00	45826	Pic St Merritt-WQM Sample Coll Staff Aug	101002	4513169200	NR	3008	22,050
1.00	45827	Pic St Miller-WQM Sample Coll Staff Aug	101002	4513169200	NR	3008	22,050
1.00	45801	BBCW Culter-WQM Samp Coll Staff Aug	101000	4513169600	NR	NR	8,333
1.00	45802	BBCW L31E #4-WQM Samp Coll Staff Aug	101000	4513169600	NR	NR	31,250
1.00	45838	Pic St SW Feat-WQM SampCol Comp Staf Aug	101002	4513169600	NR	3008	100,000
10.00	Total	530122 - Cont Serv - Science and Tech. Support Services					\$357,158
1.00	45828	Pic St Manatee-WQM Field Equip Maint	101002	4513169200	NR	3008	2,000
1.00	45839	Pic St Manatee-Equipment Maint	101002	4513169600	NR	3008	3,500
2.00	Total	530600 - Cont Serv - Maintenance and Repairs					\$5,500
1.00	45874	BBCW Deering-Parts & Supplies	101000	4411161000	NR	3007	1,500
1.00	45875	BBCW L31E #4-Field Parts & Supplies	101000	4411161000	NR	3007	1,000
1.00	45876	BBCW L31E #4-Parts & Supplies	101000	4411161000	NR	3007	1,500
1.00	45895	C111 Spreader-Field Supplies	101000	4413163000	NR	3006	1,000
4.00	Total	541500 - Oper Expense - Parts and Supplies					\$5,000
1.00	45896	C111 Spreader-Taylor Slough Monitor	101000	4413163000	NR	3006	11,800
1.00	45897	C111 Spreader-Taylor Slough Supplies	101000	4413163000	NR	3006	12,500
1.00	45909	BBCW Culter-Lab Anlys Supplies	101000	4511167100	NR	NR	721
1.00	45850	BBCW L31E #4-Lab Anlys Supplies	101000	4511167100	NR	NR	2,163
1.00	45908	C111 Spreader-Lab P/S West Feat.	101000	4511167100	NR	3006	1,622
1.00	45818	Pic St Faka U PS-Lab Anlys Supplies	101002	4511167100	NR	3008	2,704
1.00	45819	Pic St Manatee-Lab Supplies	101002	4511167100	NR	3008	1,082
1.00	45820	Pic St Merritt-Lab Anlys Supplies	101002	4511167100	NR	3008	2,704
1.00	45821	Pic St Miller-Lab Anlys Supplies	101002	4511167100	NR	3008	1,352
1.00	45791	BBCW Culter-Field Parts & Supplies	101000	4513169200	NR	NR	333
1.00	45792	BBCW L31E #4-WQM Parts & Supplies	101000	4513169200	NR	NR	1,260
1.00	45790	C111 Spreader-WQM Parts & Supplies	101000	4513169200	NR	3006	2,835
1.00	45829	Pic St Faka U PS-Field Parts & Supplies	101002	4513169200	NR	3008	1,000

MODELING & SCIENTIFIC SUPPORT

SU01 USACE MONITORING

Qty	Item	Name	Fund	FundCenter	Fund Prg	Grant	Amount
1.00	45830	Pic St Manatee-WQM Parts & Supplies	101002	4513169200	NR	3008	2,520
1.00	45831	Pic St Merritt-Field Parts & Supplies	101002	4513169200	NR	3008	1,000
1.00	45832	Pic St Miller-Field Parts & Supplies	101002	4513169200	NR	3008	1,000
16.00		Total 541506 - Oper Expense - Parts,Supp - Laboratory					\$46,596
1.00	45898	C111 Spreader-Business Travel	101000	4413163000	NR	3006	1,000
1.00		Total 542100 - Oper Expense - District Travel					\$1,000
1.00	45822	Pic St Faka U PS-Lab Anlys Contract FEDP	101002	4511167100	NR	3008	1,716
1.00	45823	Pic St Merritt-Lab Anlys Contract FEDP	101002	4511167100	NR	3008	1,716
1.00	45824	Pic St Miller-Lab Anlys Contract FEDP	101002	4511167100	NR	3008	1,716
1.00	45799	C111 Spreader-Fish Collect Contract	101000	4513169400	NR	3006	6,100
1.00	45833	Pic St Faka U PS-Fish Collect Contract	101002	4513169400	NR	3008	6,100
1.00	45834	Pic St Merritt-Fish Collect Contract	101002	4513169400	NR	3008	6,100
1.00	45835	Pic St Miller-Fish Collect Contract	101002	4513169400	NR	3008	6,100
7.00		Total 545010 - Oper Expense - Interagency State of FL					\$29,548
1.00	45877	BBCW L31E #2-Culverts	101000	4411161000	NR	3007	13,672
1.00	45878	BBCW L31E #3-Periphyton & Veg Monitor	101000	4411161000	NR	3007	13,700
1.00	45879	BBCW L31E #4-Periphyton & Veg Monitor	101000	4411161000	NR	3007	45,400
1.00	45899	C111 Spreader-Monitoring S Everg	101000	4413163000	NR	3006	169,500
1.00	45900	C111 Spreader-Taylor Slough Monitor	101000	4413163000	NR	3006	118,700
5.00		Total 545040 - Oper Expense - Interagency Public Univ					\$360,972
1.00	46130	C111 Spreader-WQM Field Equipment	401000	4513169200	NR	3006	25,000
1.00	46131	Pic St Manatee-WQ Field Equip	401000	4513169200	NR	3008	25,000
2.00		Total 589340 - Capital Outlay - Equipment Water Measurement					\$50,000
1.00	46133	C43 Res-3/4T P/U 4WD (Scientist)	402000	5005170400	NR	NR	65,500
1.00	45910	C44 STA #3-3/4T P/U 4WD (SCADA)	402000	5005170400	NR	NR	68,000
1.00	46134	C44 STA #3-3/4T P/U 4WD (Scientist)	402000	5005170400	NR	NR	65,500
1.00	46137	CEPP S S355W-3/4T P/U 4WD (Scientist)	402000	5005170400	NR	NR	65,500
1.00	46132	IRL C23/24 N-WQMS Staff Aug Vehicle	401000	5005170400	NR	NR	65,500

MODELING & SCIENTIFIC SUPPORT

SU01 USACE MONITORING

Qty	Item	Name	Fund	FundCenter	Fund Prg	Grant	Amount
1.00	46136	IRL C23/24 STA-3/4T P/U 4WD (Scientist)	402000	5005170400	NR	NR	131,000
1.00	45814	Pic St Merritt-3/4T P/U 4WD POOL VEHICLE	401000	5005170400	NR	NR	65,500
7.00		Total	589500	-	Capital Outlay - Vehicles		\$526,500
		Total			USACE MONITORING		\$2,395,095

MODELING & SCIENTIFIC SUPPORT

SZ00		PROGRAM SUPPORT					
Qty	Item	Name	Fund	FundCenter	Fund Prg	Grant	Amount
2.30		Total	510100	-	Salaries and Wages - Regular		\$182,558
2.30		Total	520900	-	Fringe Benefits - FICA Taxes Employer Share		\$14,243
2.30		Total	521010	-	Fringe Benefits - FRS Retirement Contrib		\$25,379
2.30		Total	521110	-	Fringe Benefits - Medical Insurance		\$41,021
2.30		Total	521120	-	Fringe Benefits - Dental Insurance		\$2,806
2.30		Total	521130	-	Fringe Benefits - Vision Insurance		\$314
2.30		Total	521140	-	Fringe Benefits - Accidental Death Dismemberment		\$35
2.30		Total	521150	-	Fringe Benefits - Long-Term Disability		\$460
2.30		Total	521160	-	Fringe Benefits - Life Insurance		\$588
1.00		Total	529990	-	Fringe Benefits - Other Personnel Benefits		\$332
.12	13023	Claims Handling Fee	601000	2114308300	NR	NR	9,720
.12	15363	Flexible Spending Account Fees	101000	2114308300	NR	NR	3,231
.12	12976	Insurance Brokerage Service (ALL)	601000	2114308300	NR	NR	3,360
.36		Total	530100	-	Cont Serv - External Provider		\$16,311
1.00	13673	Books & Reference Materials	101000	4510166000	NR	NR	135
1.00		Total	541100	-	Oper Expense - Books/Subscriptions		\$135
1.00	12580	Parts & Supplies	101000	3210136000	NR	NR	900
1.00	41967	Parts & Supplies	101000	3220137000	NR	NR	450
2.00		Total	541500	-	Oper Expense - Parts and Supplies		\$1,350
1.00	15748	Office Supplies	101000	3210136000	NR	NR	675
1.00	41968	Office Supplies	101000	3220137000	NR	NR	675

MODELING & SCIENTIFIC SUPPORT

SZ00		PROGRAM SUPPORT					
Qty	Item	Name	Fund	FundCenter	Fund Prg	Grant	Amount
1.00	15760	Office Supplies	101000	4510166000	NR	NR	180
3.00		Total	541510		- Oper Expense - Parts,Supp - Office		\$1,530
1.00	41124	Helicopter Insurance	601000	2114308300	NR	NR	36,000
1.00		Total	541830		- Oper Expense - Insurance Premiums Other Property		\$36,000
1.00	13407	Training & Conferences	101000	4409160000	NR	NR	2,359
1.00	41972	Conference/Training - Modeling Bureau	101000	5601220100	NR	NR	8,500
2.00		Total	542000		- Oper Expense - Conference Registrations		\$10,859
1.00	15656	Travel (Non-Training/Conf)	101000	4409160000	NR	NR	327
1.00	15666	Travel - Business	101000	5601220100	NR	NR	1,000
1.00	41973	Travel - Modeling Bureau	101000	5601220100	NR	NR	1,000
3.00		Total	542100		- Oper Expense - District Travel		\$2,327
1.00	41922	District AWRA Silver Partner Membership	101000	4510166000	NR	NR	560
1.00	11983	Dues & Memberships	101000	4512168100	NR	NR	220
1.00	15158	Amer Soc Qual Fl Soc Env Anal Nelac Inst	101000	4513169100	NR	NR	211
3.00		Total	542310		- Oper Expense - Memberships, Dues and Fees		\$991
1.00	11982	Licenses & Certifications	101000	4510166000	NR	NR	112
1.00		Total	542400		- Oper Expense - Professional Licenses		\$112
1.00	15365	Journals & Publications	101000	3210136000	NR	NR	1,350
1.00	41971	Journals & Publications	101000	3220137000	NR	NR	1,350
2.00		Total	543660		- Oper Expense - Printing Services (non-outreach)		\$2,700
		Total			PROGRAM SUPPORT		\$340,051

MODELING & SCIENTIFIC SUPPORT

SZ10 MODELING & SCIENTIFIC SUPPORT - IT SUPPORT

Qty	Item	Name	Fund	FundCenter	Fund Prg	Grant	Amount
15.00	Total	510100 - Salaries and Wages - Regular					\$1,444,145
15.00	Total	520900 - Fringe Benefits - FICA Taxes Employer Share					\$110,477
15.00	Total	521010 - Fringe Benefits - FRS Retirement Contrib					\$236,475
15.00	Total	521110 - Fringe Benefits - Medical Insurance					\$245,775
15.00	Total	521120 - Fringe Benefits - Dental Insurance					\$18,300
15.00	Total	521130 - Fringe Benefits - Vision Insurance					\$2,055
15.00	Total	521140 - Fringe Benefits - Accidental Death Dismemberment					\$225
15.00	Total	521150 - Fringe Benefits - Long-Term Disability					\$3,000
15.00	Total	521160 - Fringe Benefits - Life Insurance					\$3,855
6.00	Total	529990 - Fringe Benefits - Other Personnel Benefits					\$73,226
1.00	18097	IT Security Outsourcing	101000	2211113000	NR	NR	13,920
1.00	30677	Network Cabling	101000	2216118000	NR	NR	10,000
2.00	Total	530100 - Cont Serv - External Provider					\$23,920
1.00	30670	Desktop Software	101000	2212114000	NR	NR	15,000
1.00	Total	530102 - Cont Serv - Computer Software Licenses					\$15,000
1.00	18081	Copier/Printer Lease	101000	2215117000	NR	NR	40,620
1.00	Total	530117 - Cont Serv - Copier Services					\$40,620
1.00	18093	IT Consulting	101000	2210112000	NR	NR	27,000
1.00	18088	SAP Services	101000	2218119000	NR	NR	144,918
2.00	Total	530197 - Cont Serv - IT Consulting Services (NON OPS)					\$171,918

MODELING & SCIENTIFIC SUPPORT

SZ10 MODELING & SCIENTIFIC SUPPORT - IT SUPPORT

Qty	Item	Name	Fund	FundCenter	Fund Prg	Grant	Amount
1.00	18111	IT Hardware Maintenance	101000	2215117000	NR	NR	85,102
1.00		Total 530601 - Cont Serv - Maint & Repairs - Computer Hardware					\$85,102
1.00	18197	IT Software Maintenance	101003	2215117000	NR	NR	1,621,173
1.00		Total 530602 - Cont Serv - Maint & Repairs - Computer Software					\$1,621,173
1.00	18204	Desktop Refresh	101000	2212114000	NR	NR	6,000
1.00	30679	Network Parts	101000	2216118000	NR	NR	5,000
2.00		Total 541504 - Oper Expense - Parts,Supp - Computer					\$11,000
1.00	18213	Cellular Voice & Data	101000	2215117000	NR	NR	7,491
1.00		Total 543501 - Oper Expense - Cell Phones					\$7,491
1.00	18218	Telecommunications Services	101000	2215117000	NR	NR	80,095
1.00		Total 543700 - Oper Expense - Utilities					\$80,095
		Total MODELING & SCIENTIFIC SUPPORT - IT SUPPORT					\$4,193,852

MISSION SUPPORT

MA10	AGENCY MANAGEMENT & COORDINATION							
Qty	Item	Name	Fund	FundCenter	Fund Prg	Grant	Amount	
2.75		Total	510100	-	Salaries and Wages - Regular		\$599,867	
2.75		Total	520900	-	Fringe Benefits - FICA Taxes Employer Share		\$45,890	
2.75		Total	521010	-	Fringe Benefits - FRS Retirement Contrib		\$207,074	
2.75		Total	521110	-	Fringe Benefits - Medical Insurance		\$58,163	
2.75		Total	521120	-	Fringe Benefits - Dental Insurance		\$3,355	
2.75		Total	521130	-	Fringe Benefits - Vision Insurance		\$377	
2.75		Total	521140	-	Fringe Benefits - Accidental Death Dismemberment		\$41	
2.75		Total	521150	-	Fringe Benefits - Long-Term Disability		\$550	
2.75		Total	521160	-	Fringe Benefits - Life Insurance		\$707	
2.00		Total	529990	-	Fringe Benefits - Other Personnel Benefits		\$10,236	
1.00	15718	Office Supplies	101000	1010100000	NR	NR	100	
1.00		Total	541510	-	Oper Expense - Parts,Supp - Office		\$100	
1.00	13335	District Travel	101000	1010100000	NR	NR	17,724	
1.00	16273	Business Travel - Agency Mgmt	101000	3301139100	NR	NR	5,261	
2.00		Total	542100	-	Oper Expense - District Travel		\$22,985	
		Total	AGENCY MANAGEMENT & COORDINATION					\$949,345

MISSION SUPPORT

MA20	MANAGE DISTRICT INVESTMENTS & DEBT				Fund	FundCenter	Fund Prg	Grant	Amount	
Qty	Item	Name								
2.00		Total	510100	- Salaries and Wages - Regular					\$187,180	
2.00		Total	520900	- Fringe Benefits - FICA Taxes Employer Share					\$14,319	
2.00		Total	521010	- Fringe Benefits - FRS Retirement Contrib					\$25,512	
2.00		Total	521110	- Fringe Benefits - Medical Insurance					\$32,770	
2.00		Total	521120	- Fringe Benefits - Dental Insurance					\$2,440	
2.00		Total	521130	- Fringe Benefits - Vision Insurance					\$274	
2.00		Total	521140	- Fringe Benefits - Accidental Death Dismemberment					\$30	
2.00		Total	521150	- Fringe Benefits - Long-Term Disability					\$400	
2.00		Total	521160	- Fringe Benefits - Life Insurance					\$514	
1.00	14219	Sympro Maintenance			101000	2112110000	NR	NR	15,000	
1.00		Total	530602	- Cont Serv - Maint & Repairs - Computer Software					\$15,000	
1.00	15630	Financial Advisor			101000	2112110000	NR	NR	39,000	
1.00		Total	530900	- Cont Serv - Professional					\$39,000	
1.00	12586	DAC Registration			101000	2112110000	NR	NR	3,500	
1.00		Total	543300	- Oper Expense - Other Fees					\$3,500	
		Total	MANAGE DISTRICT INVESTMENTS & DEBT							\$320,939

MISSION SUPPORT

MA30 LEGAL SERVICES

Qty	Item	Name	Fund	FundCenter	Fund Prg	Grant	Amount
17.90		Total	510100	-	Salaries and Wages - Regular		\$1,910,940
17.90		Total	520900	-	Fringe Benefits - FICA Taxes Employer Share		\$146,186
17.90		Total	521010	-	Fringe Benefits - FRS Retirement Contrib		\$322,075
17.90		Total	521110	-	Fringe Benefits - Medical Insurance		\$307,588
17.90		Total	521120	-	Fringe Benefits - Dental Insurance		\$21,838
17.90		Total	521130	-	Fringe Benefits - Vision Insurance		\$2,453
17.90		Total	521140	-	Fringe Benefits - Accidental Death Dismemberment		\$269
17.90		Total	521150	-	Fringe Benefits - Long-Term Disability		\$3,580
17.90		Total	521160	-	Fringe Benefits - Life Insurance		\$4,566
1.00	83	Legal Notices - Advertisements	101000	1310105000	NR	NR	19,800
1.00		Total	530105	-	Cont Serv - Advertising Services		\$19,800
1.00	14011	Legal Fees	101000	1310105000	NR	NR	279,000
1.00		Total	530111	-	Cont Serv - Legal Services		\$279,000
1.00	14361	Science & Technical Support	101000	1310105000	NR	NR	85,000
1.00		Total	530122	-	Cont Serv - Science and Tech. Support Services		\$85,000
1.00	12300	Courier Services	101000	1310105000	NR	NR	1,800
1.00	7	Court Reporter Services - General	101000	1310105000	NR	NR	36,000
1.00	12937	Investigative Services	101000	1310105000	NR	NR	450
1.00	12938	Litigation Copying - General	101000	1310105000	NR	NR	5,400
1.00	12299	Mediation Services	101000	1310105000	NR	NR	6,754
1.00	12289	Online Research (Westlaw, Lexis)	101000	1310105000	NR	NR	39,420
1.00	12936	PACER	101000	1310105000	NR	NR	1,200

MISSION SUPPORT

MA30 LEGAL SERVICES

Qty	Item	Name	Fund	FundCenter	Fund Prg	Grant	Amount
1.00	12288	Process Servers - General	101000	1310105000	NR	NR	5,400
1.00	12358	Recording Costs & Court Fees	101000	1310105000	NR	NR	2,700
1.00	12939	Trial Exhibits/Graphics Support-General	101000	1310105000	NR	NR	1,800
10.00		Total 530900 - Cont Serv - Professional					\$100,924
1.00	12357	Legal Library Reference Materials	101000	1310105000	NR	NR	13,500
1.00		Total 541100 - Oper Expense - Books/Subscriptions					\$13,500
1.00	15705	Office Supplies	101000	1310105000	NR	NR	3,608
1.00		Total 541510 - Oper Expense - Parts,Supp - Office					\$3,608
1.00	13445	Training & Conferences	101000	1310105000	NR	NR	24,964
1.00		Total 542000 - Oper Expense - Conference Registrations					\$24,964
1.00	15674	Business Travel	101000	1310105000	NR	NR	20,069
1.00		Total 542100 - Oper Expense - District Travel					\$20,069
1.00	88	FL Bar Dues & Memberships	101000	1310105000	NR	NR	10,588
1.00		Total 542310 - Oper Expense - Memberships, Dues and Fees					\$10,588
1.00	15261	Other Fees	101000	1310105000	NR	NR	1,800
1.00		Total 543300 - Oper Expense - Other Fees					\$1,800
		Total LEGAL SERVICES					\$3,278,748

MISSION SUPPORT

MA40	PERFORM AUDITS & INVESTIGATIONS				Fund	FundCenter	Fund Prg	Grant	Amount
Qty	Item	Name							
5.00		Total	510100	- Salaries and Wages - Regular					\$472,452
5.00		Total	520900	- Fringe Benefits - FICA Taxes Employer Share					\$36,142
5.00		Total	521010	- Fringe Benefits - FRS Retirement Contrib					\$80,286
5.00		Total	521110	- Fringe Benefits - Medical Insurance					\$86,690
5.00		Total	521120	- Fringe Benefits - Dental Insurance					\$6,100
5.00		Total	521130	- Fringe Benefits - Vision Insurance					\$685
5.00		Total	521140	- Fringe Benefits - Accidental Death Dismemberment					\$75
5.00		Total	521150	- Fringe Benefits - Long-Term Disability					\$1,000
5.00		Total	521160	- Fringe Benefits - Life Insurance					\$1,285
2.00		Total	529990	- Fringe Benefits - Other Personnel Benefits					\$6,532
1.00	14024	Supplemental Investigator Services	101000	1210104000	NR	NR		9,000	
1.00		Total	530100	- Cont Serv - External Provider				\$9,000	
1.00	5	Independent Audit Svcs-GPFS	101000	1210104000	NR	NR		160,000	
1.00		Total	530900	- Cont Serv - Professional				\$160,000	
1.00	12557	Books & Reference Materials	101000	1210104000	NR	NR		270	
1.00	11109	Subscriptions & Newspapers	101000	1210104000	NR	NR		270	
2.00		Total	541100	- Oper Expense - Books/Subscriptions				\$540	
1.00	99	Office Equipment	101000	1210104000	NR	NR		450	
1.00		Total	541400	- Oper Expense - Tools/Equipment/PPE				\$450	

MISSION SUPPORT

MA40	PERFORM AUDITS & INVESTIGATIONS		Fund	FundCenter	Fund Prg	Grant	Amount
Qty	Item	Name					
1.00	15761	Office Supplies	101000	1210104000	NR	NR	765
1.00		Total 541510 - Oper Expense - Parts,Supp - Office					\$765
1.00	13444	Training & Conferences	101000	1210104000	NR	NR	6,300
1.00		Total 542000 - Oper Expense - Conference Registrations					\$6,300
1.00	15673	Conf. Registrations	101000	1210104000	NR	NR	2,284
1.00	15672	District Travel	101000	1210104000	NR	NR	1,800
2.00		Total 542100 - Oper Expense - District Travel					\$4,084
1.00	81	Dues & Memberships	101000	1210104000	NR	NR	2,700
1.00		Total 542310 - Oper Expense - Memberships, Dues and Fees					\$2,700
1.00	82	Professional Licenses	101000	1210104000	NR	NR	900
1.00		Total 542400 - Oper Expense - Professional Licenses					\$900
		Total PERFORM AUDITS & INVESTIGATIONS					\$875,986

MISSION SUPPORT

MB12		BUDGET DEVELOPMENT & REPORTING						
Qty	Item	Name	Fund	FundCenter	Fund Prg	Grant	Amount	
13.25		Total	510100	-	Salaries and Wages - Regular		\$1,213,941	
13.25		Total	520900	-	Fringe Benefits - FICA Taxes Employer Share		\$92,867	
13.25		Total	521010	-	Fringe Benefits - FRS Retirement Contrib		\$173,346	
13.25		Total	521110	-	Fringe Benefits - Medical Insurance		\$226,631	
13.25		Total	521120	-	Fringe Benefits - Dental Insurance		\$16,165	
13.25		Total	521130	-	Fringe Benefits - Vision Insurance		\$1,815	
13.25		Total	521140	-	Fringe Benefits - Accidental Death Dismemberment		\$199	
13.25		Total	521150	-	Fringe Benefits - Long-Term Disability		\$2,650	
13.25		Total	521160	-	Fringe Benefits - Life Insurance		\$3,405	
1.00	12020	Advertising Expenses/Services	101000	1012502000	NR	NR	65,000	
1.00		Total	530105	-	Cont Serv - Advertising Services		\$65,000	
1.00	15710	Parts, Supplies & Expense - Office	101000	2010106100	NR	NR	676	
1.00		Total	541510	-	Oper Expense - Parts,Supp - Office		\$676	
1.00	21004	Training	101000	2010106100	NR	NR	2,762	
1.00		Total	542000	-	Oper Expense - Conference Registrations		\$2,762	
1.00	15676	Business Travel	101000	2010106100	NR	NR	652	
1.00		Total	542100	-	Oper Expense - District Travel		\$652	
		Total	BUDGET DEVELOPMENT & REPORTING					\$1,800,109

MISSION SUPPORT

MB20 PURCHASING SERVICES

Qty	Item	Name	Fund	FundCenter	Fund Prg	Grant	Amount
6.00	Total	510100 - Salaries and Wages - Regular					\$450,819
6.00	Total	520900 - Fringe Benefits - FICA Taxes Employer Share					\$34,487
6.00	Total	521010 - Fringe Benefits - FRS Retirement Contrib					\$69,128
6.00	Total	521110 - Fringe Benefits - Medical Insurance					\$98,310
6.00	Total	521120 - Fringe Benefits - Dental Insurance					\$7,320
6.00	Total	521130 - Fringe Benefits - Vision Insurance					\$822
6.00	Total	521140 - Fringe Benefits - Accidental Death Dismemberment					\$86
6.00	Total	521150 - Fringe Benefits - Long-Term Disability					\$1,200
6.00	Total	521160 - Fringe Benefits - Life Insurance					\$1,457
1.00	23002	Small Business Enterprise Program	101000	2410120100	NR	NR	4,500
1.00	Total	530100 - Cont Serv - External Provider					\$4,500
1.00	12445	Solicitation Advertising	101000	2410120100	NR	NR	40,500
1.00	Total	530105 - Cont Serv - Advertising Services					\$40,500
1.00	15488	NIGP Procurement Excellence Award Applic	101000	2410120100	NR	NR	500
1.00	Total	530900 - Cont Serv - Professional					\$500
1.00	12024	Books & Reference Mat(FAR, DFAR, etc.)	101000	2410120100	NR	NR	405
1.00	Total	541100 - Oper Expense - Books/Subscriptions					\$405
1.00	15716	Office Supplies	101000	2010106100	NR	NR	2,655
1.00	Total	541510 - Oper Expense - Parts,Supp - Office					\$2,655

MISSION SUPPORT

MB20 PURCHASING SERVICES

Qty	Item	Name	Fund	FundCenter	Fund Prg	Grant	Amount
1.00	13450	Training & Conferences	101000	2010106100	NR	NR	6,480
1.00		Total	542000	- Oper Expense - Conference Registrations			\$6,480
1.00	15665	District Business Travel	101000	2010106100	NR	NR	1,260
1.00		Total	542100	- Oper Expense - District Travel			\$1,260
1.00	12025	Memberships	101000	2410120100	NR	NR	3,600
1.00		Total	542310	- Oper Expense - Memberships, Dues and Fees			\$3,600
		Total		PURCHASING SERVICES			\$723,529

MISSION SUPPORT

MB21		CONTRACT SERVICES								
Qty	Item	Name	Fund	FundCenter	Fund Prg	Grant			Amount	
17.15		Total	510100	-	Salaries and Wages - Regular				\$1,271,659	
17.15		Total	520900	-	Fringe Benefits - FICA Taxes Employer Share				\$97,282	
17.15		Total	521010	-	Fringe Benefits - FRS Retirement Contrib				\$173,328	
17.15		Total	521110	-	Fringe Benefits - Medical Insurance				\$285,291	
17.15		Total	521120	-	Fringe Benefits - Dental Insurance				\$20,923	
17.15		Total	521130	-	Fringe Benefits - Vision Insurance				\$2,349	
17.15		Total	521140	-	Fringe Benefits - Accidental Death Dismemberment				\$254	
17.15		Total	521150	-	Fringe Benefits - Long-Term Disability				\$3,430	
17.15		Total	521160	-	Fringe Benefits - Life Insurance				\$4,312	
		Total	CONTRACT SERVICES							\$1,858,828

MISSION SUPPORT

MB30		ANNUAL FINANCIAL REPORTING						
Qty	Item	Name	Fund	FundCenter	Fund Prg	Grant	Amount	
4.30		Total	510100	-	Salaries and Wages - Regular		\$376,061	
4.30		Total	520900	-	Fringe Benefits - FICA Taxes Employer Share		\$28,768	
4.30		Total	521010	-	Fringe Benefits - FRS Retirement Contrib		\$51,256	
4.30		Total	521110	-	Fringe Benefits - Medical Insurance		\$77,603	
4.30		Total	521120	-	Fringe Benefits - Dental Insurance		\$5,246	
4.30		Total	521130	-	Fringe Benefits - Vision Insurance		\$589	
4.30		Total	521140	-	Fringe Benefits - Accidental Death Dismemberment		\$64	
4.30		Total	521150	-	Fringe Benefits - Long-Term Disability		\$860	
4.30		Total	521160	-	Fringe Benefits - Life Insurance		\$1,094	
1.00	32026	Contractual Services	101000	2010106100	NR	NR	129,835	
1.00		Total	530100	-	Cont Serv - External Provider		\$129,835	
1.00	22985	CAFROnline Annual Cloud Subscription	101000	2112110000	NR	NR	5,000	
1.00		Total	530602	-	Cont Serv - Maint & Repairs - Computer Software		\$5,000	
1.00	15160	GFOA Certificate Fee	101000	2112110000	NR	NR	1,200	
1.00		Total	530900	-	Cont Serv - Professional		\$1,200	
1.00	12576	GASB 45 Actuarial Services	101000	2112110000	NR	NR	11,000	
1.00		Total	537800	-	Cont Serv - Actuarial Services		\$11,000	
1.00	59	Acct Pronouncement Books and Ref	101000	2112110000	NR	NR	1,426	
1.00		Total	541100	-	Oper Expense - Books/Subscriptions		\$1,426	

MISSION SUPPORT

MB30 ANNUAL FINANCIAL REPORTING

Qty	Item	Name	Fund	FundCenter	Fund Prg	Grant	Amount
1.00	18209	Office Supplies	101000	2010106100	NR	NR	103
1.00		Total 541510 - Oper Expense - Parts,Supp - Office					\$103
1.00	13448	Training & Conferences	101000	2010106100	NR	NR	5,545
1.00		Total 542000 - Oper Expense - Conference Registrations					\$5,545
1.00	16146	District Travel	101000	2010106100	NR	NR	2,844
1.00		Total 542100 - Oper Expense - District Travel					\$2,844
1.00	11713	Professional Memberships	101000	2112110000	NR	NR	2,055
1.00		Total 542310 - Oper Expense - Memberships, Dues and Fees					\$2,055
1.00	58	Professional Licenses	101000	2112110000	NR	NR	975
1.00		Total 542400 - Oper Expense - Professional Licenses					\$975
		Total ANNUAL FINANCIAL REPORTING					\$701,524

MISSION SUPPORT

MB31	ACCOUNTS PAYABLE PROCESS							
Qty	Item	Name	Fund	FundCenter	Fund Prg	Grant	Amount	
7.00		Total	510100	-	Salaries and Wages - Regular		\$433,243	
7.00		Total	520900	-	Fringe Benefits - FICA Taxes Employer Share		\$33,144	
7.00		Total	521010	-	Fringe Benefits - FRS Retirement Contrib		\$59,050	
7.00		Total	521110	-	Fringe Benefits - Medical Insurance		\$114,695	
7.00		Total	521120	-	Fringe Benefits - Dental Insurance		\$8,540	
7.00		Total	521130	-	Fringe Benefits - Vision Insurance		\$959	
7.00		Total	521140	-	Fringe Benefits - Accidental Death Dismemberment		\$99	
7.00		Total	521150	-	Fringe Benefits - Long-Term Disability		\$1,400	
7.00		Total	521160	-	Fringe Benefits - Life Insurance		\$1,694	
1.00	18208	Office Supplies	101000	2010106100	NR	NR	967	
1.00		Total	541510	-	Oper Expense - Parts,Supp - Office		\$967	
1.00	19262	Bank Administration Fee	101000	2112110000	NR	NR	6,250	
1.00	15161	Monthly Bankcard Fee	101000	2112110000	NR	NR	3,600	
2.00		Total	543300	-	Oper Expense - Other Fees		\$9,850	
		Total	ACCOUNTS PAYABLE PROCESS					\$663,641

MISSION SUPPORT

MB32	PROJECT/ASSET ACCOUNTING				Fund	FundCenter	Fund Prg	Grant	Amount
Qty	Item	Name							
2.80	Total	510100	-	Salaries and Wages - Regular					\$254,389
2.80	Total	520900	-	Fringe Benefits - FICA Taxes Employer Share					\$19,460
2.80	Total	521010	-	Fringe Benefits - FRS Retirement Contrib					\$34,674
2.80	Total	521110	-	Fringe Benefits - Medical Insurance					\$45,879
2.80	Total	521120	-	Fringe Benefits - Dental Insurance					\$3,416
2.80	Total	521130	-	Fringe Benefits - Vision Insurance					\$384
2.80	Total	521140	-	Fringe Benefits - Accidental Death Dismemberment					\$42
2.80	Total	521150	-	Fringe Benefits - Long-Term Disability					\$560
2.80	Total	521160	-	Fringe Benefits - Life Insurance					\$700
	Total	PROJECT/ASSET ACCOUNTING							\$359,504

MISSION SUPPORT

MB33		GRANT ACCOUNTING							
Qty	Item	Name	Fund	FundCenter	Fund Prg	Grant		Amount	
3.20	Total	510100 - Salaries and Wages - Regular						\$268,499	
3.20	Total	520900 - Fringe Benefits - FICA Taxes Employer Share						\$20,539	
3.20	Total	521010 - Fringe Benefits - FRS Retirement Contrib						\$36,597	
3.20	Total	521110 - Fringe Benefits - Medical Insurance						\$52,432	
3.20	Total	521120 - Fringe Benefits - Dental Insurance						\$3,904	
3.20	Total	521130 - Fringe Benefits - Vision Insurance						\$438	
3.20	Total	521140 - Fringe Benefits - Accidental Death Dismemberment						\$48	
3.20	Total	521150 - Fringe Benefits - Long-Term Disability						\$640	
3.20	Total	521160 - Fringe Benefits - Life Insurance						\$822	
	Total	GRANT ACCOUNTING						\$383,919	

MISSION SUPPORT

MB39 ASSET SURPLUS PROCESS

Qty	Item	Name	Fund	FundCenter	Fund Prg	Grant	Amount
1.70	Total	510100 - Salaries and Wages - Regular					\$111,166
1.70	Total	520900 - Fringe Benefits - FICA Taxes Employer Share					\$8,504
1.70	Total	521010 - Fringe Benefits - FRS Retirement Contrib					\$15,151
1.70	Total	521110 - Fringe Benefits - Medical Insurance					\$27,855
1.70	Total	521120 - Fringe Benefits - Dental Insurance					\$2,074
1.70	Total	521130 - Fringe Benefits - Vision Insurance					\$233
1.70	Total	521140 - Fringe Benefits - Accidental Death Dismemberment					\$25
1.70	Total	521150 - Fringe Benefits - Long-Term Disability					\$340
1.70	Total	521160 - Fringe Benefits - Life Insurance					\$407
	Total	ASSET SURPLUS PROCESS					\$165,755

MISSION SUPPORT

MB40	FIXED ASSET INVENTORY				Fund	FundCenter	Fund Prg	Grant	Amount
Qty	Item	Name							
.50	Total	510100	-	Salaries and Wages - Regular					\$40,907
.50	Total	520900	-	Fringe Benefits - FICA Taxes Employer Share					\$3,129
.50	Total	521010	-	Fringe Benefits - FRS Retirement Contrib					\$5,576
.50	Total	521110	-	Fringe Benefits - Medical Insurance					\$8,193
.50	Total	521120	-	Fringe Benefits - Dental Insurance					\$610
.50	Total	521130	-	Fringe Benefits - Vision Insurance					\$69
.50	Total	521140	-	Fringe Benefits - Accidental Death Dismemberment					\$8
.50	Total	521150	-	Fringe Benefits - Long-Term Disability					\$100
.50	Total	521160	-	Fringe Benefits - Life Insurance					\$129
1.00	74	Auction Vehicles Preparation			101000	2112110000	NR	NR	1,500
1.00	Total	541400	-	Oper Expense - Tools/Equipment/PPE					\$1,500
	Total	FIXED ASSET INVENTORY							\$60,221

MISSION SUPPORT

MB41 PREVENTATIVE MAINT & OPERATIONAL PLAN

Qty	Item	Name	Fund	FundCenter	Fund Prg	Grant	Amount
6.00		Total 510100 - Salaries and Wages - Regular					\$438,359
6.00		Total 520900 - Fringe Benefits - FICA Taxes Employer Share					\$33,534
6.00		Total 521010 - Fringe Benefits - FRS Retirement Contrib					\$59,749
6.00		Total 521110 - Fringe Benefits - Medical Insurance					\$103,076
6.00		Total 521120 - Fringe Benefits - Dental Insurance					\$7,320
6.00		Total 521130 - Fringe Benefits - Vision Insurance					\$822
6.00		Total 521140 - Fringe Benefits - Accidental Death Dismemberment					\$88
6.00		Total 521150 - Fringe Benefits - Long-Term Disability					\$1,200
6.00		Total 521160 - Fringe Benefits - Life Insurance					\$1,477
1.00	12944	Move Employee Personal Effects - HQ	101000	2111109200	NR	NR	50,000
1.00	12945	Moving/Systems Furniture Installation	101000	2111109200	NR	NR	150,000
2.00		Total 530100 - Cont Serv - External Provider					\$200,000
1.00	12547	Area Office General Maintenance	101003	2111109200	NR	NR	3,000
1.00	12548	Area Office Life Safety Insp., R&M	101003	2111109200	NR	NR	4,000
1.00	12375	B-1 Cooling Tower Treatment Chemicals	101000	2111109200	NR	NR	10,815
1.00	19291	B-1 Replace Failing Roof Drain Pipes	101003	2111109200	NR	NR	25,000
1.00	103	B-374 Pest control	214001	2111109200	NR	2144	2,250
1.00	46872	B-374 Pest control	101000	2111109200	NR	NR	750
1.00	15166	B-374 Diesel Fuel Cleaning	101000	2111109200	NR	NR	750
1.00	46892	B-374 Electrical Contractor	101000	2111109200	NR	NR	1,225
1.00	12306	B-374 Electrical Contractor	214001	2111109200	NR	2144	3,675
1.00	15165	B-374 Environmental Lab BMS Maint	101000	2111109200	NR	NR	12,000
1.00	15164	B-374 Environmental Lab Elevator Maint	101000	2111109200	NR	NR	5,460
1.00	11958	B-374 Floor Mat Service	101000	2111109200	NR	NR	1,975
1.00	46880	B-374 General Maintenance	101000	2111109200	NR	NR	5,250

MISSION SUPPORT

MB41 PREVENTATIVE MAINT & OPERATIONAL PLAN

Qty	Item	Name	Fund	FundCenter	Fund Prg	Grant	Amount
1.00	11957	B-374 General Maintenance	214001	2111109200	NR	2144	15,750
1.00	12	B-374 Generator Maintenance	101000	2111109200	NR	NR	8,736
1.00	15810	B-374 HVAC Test & Balance	101003	2111109200	NR	NR	3,500
1.00	15811	B-374 Infrared Electric Inspections	101003	2111109200	NR	NR	3,500
1.00	101	B-374 Life Safety Inspections, R&M	101000	2111109200	NR	NR	2,500
1.00	15814	B-374 Painting	101003	2111109200	NR	NR	5,000
1.00	41141	B-435 Generator LP Gas	101000	2111109200	NR	NR	2,000
1.00	19287	B-435 Generator Service	101003	2111109200	NR	NR	2,200
1.00	19286	B-435 HVAC Service	101003	2111109200	NR	NR	2,500
1.00	19288	B-435 LPG Generator Fuel	101003	2111109200	NR	NR	1,500
1.00	19289	B-435 Mission Critical Cleaning	101003	2111109200	NR	NR	1,700
1.00	12955	B1 Building Envelope Repairs	101000	2111109200	NR	NR	5,000
1.00	16150	BCB ARC Flash Analysis	101003	2111109200	NR	NR	5,000
1.00	12374	EOC UPS Maintenance	101003	2111109200	NR	NR	28,000
1.00	12545	EOC Well Maintenance	101000	2111109200	NR	NR	1,540
1.00	15316	EOC infrared inspections (electric)	101003	2111109200	NR	NR	7,200
1.00	30	Environmental Lab Acid Tank Cleaning	101000	2111109200	NR	NR	2,100
1.00	13	Environmental Lab HVAC Maintenance	214001	2111109200	NR	2144	26,625
1.00	46861	Environmental Lab HVAC Maintenance	101003	2111109200	NR	NR	8,875
1.00	13362	FOC BMS Maintenance	101000	2111109200	NR	NR	5,000
1.00	15361	FOC Electric Infrared Inspections	101003	2111109200	NR	NR	2,000
1.00	46881	FOC Electrical Contractor	101000	2111109200	NR	NR	3,500
1.00	11959	FOC Electrical Contractor	214001	2111109200	NR	2144	10,500
1.00	11960	FOC Elevator Life Safety Inspections R&M	101000	2111109200	NR	NR	3,650
1.00	46882	FOC General Maintenance	101003	2111109200	NR	NR	7,125
1.00	11961	FOC General Maintenance	214001	2111109200	NR	2144	21,375
1.00	11707	FOC Generator Maintenance Service	101000	2111109200	NR	NR	3,650
1.00	11103	FOC HVAC Service	214001	2111109200	NR	2144	16,800
1.00	46875	FOC HVAC Service	101000	2111109200	NR	NR	5,600
1.00	12015	FOC Ice Machine Maintenance	101000	2111109200	NR	NR	2,450
1.00	11700	FOC Landscape	101000	2111109200	NR	NR	13,000
1.00	11104	FOC Life Safety Inspections, R&M	101000	2111109200	NR	NR	4,200
1.00	46883	FOC Maintenance Contract	101000	2111109200	NR	NR	11,375
1.00	11962	FOC Maintenance Contract	214001	2111109200	NR	2144	34,125
1.00	11963	FOC Outdoor Lighting Maintenance	101000	2111109200	NR	NR	2,450
1.00	15362	FOC Overhead Door Maintenance	101003	2111109200	NR	NR	2,000
1.00	15813	FOC Painting	101003	2111109200	NR	NR	5,000
1.00	46874	FOC Pest Control	101000	2111109200	NR	NR	825
1.00	11102	FOC Pest Control	214001	2111109200	NR	2144	2,475

MISSION SUPPORT

MB41 PREVENTATIVE MAINT & OPERATIONAL PLAN

Qty	Item	Name	Fund	FundCenter	Fund Prg	Grant	Amount
1.00	41163	Facilities 5 Year Capital Plan	214001	2111109200	NR	2144	196,094
1.00	41164	Facilities 5 Year Paln	202000	2111109200	NR	NR	3,000
1.00	46897	Facilities 5 year Capital Plan	101003	2111109200	NR	NR	63,706
1.00	41162	Facilities 5 year Capital Plan	101000	2111109200	NR	NR	9,577
1.00	15815	Ft Myers Service Center R&M	202000	2111109200	NR	NR	7,000
1.00	11	HQ - Generator Maintenance Service	214001	2111109200	NR	2144	14,595
1.00	46860	HQ - Generator Maintenance Service	101000	2111109200	NR	NR	4,865
1.00	15807	HQ Arborist Tree Trimming /Removal	214001	2111109200	NR	2144	20,000
1.00	12272	HQ Building Management System (BMS) R&M	214001	2111109200	NR	2144	18,375
1.00	46889	HQ Building Management System (BMS) R&M	101000	2111109200	NR	NR	6,125
1.00	41133	HQ Cafe Cooking Equipment R&M	101000	2111109200	NR	NR	11,500
1.00	11697	HQ Cafe Equipment Deep Cleaning	101000	2111109200	NR	NR	2,400
1.00	41130	HQ Cafe Grease Trap Clean & Pump Out	101000	2111109200	NR	NR	11,500
1.00	41131	HQ Cafe Hydeo Jet Plumbing Drains	101000	2111109200	NR	NR	2,500
1.00	41129	HQ Cafe Kitchen Hood R&M	101000	2111109200	NR	NR	3,720
1.00	41132	HQ Cafe Refridge & IceMaker R&M	101000	2111109200	NR	NR	9,500
1.00	13808	HQ Carpet Cleaning	214001	2111109200	NR	2144	30,000
1.00	12554	HQ Construction Projects	101000	2111109200	NR	NR	15,000
1.00	11705	HQ Diesel Tank Fuel Cleaning	101000	2111109200	NR	NR	9,200
1.00	47	HQ Electrical Contractor	214001	2111109200	NR	2144	22,500
1.00	46870	HQ Electrical Contractor	101003	2111109200	NR	NR	7,500
1.00	12271	HQ Elevator Life Safety Insp., R&M	101000	2111109200	NR	NR	14,750
1.00	41135	HQ Gen Maint Interior Plant Service	101000	2111109200	NR	NR	5,600
1.00	41136	HQ Gen Maint Secure Paper Shredding	101000	2111109200	NR	NR	5,000
1.00	41137	HQ Gen Maint Widow Cleaning Service	101000	2111109200	NR	NR	21,700
1.00	41134	HQ Gen Maint Window Replacement	101000	2111109200	NR	NR	30,000
1.00	19	HQ Gen. Maint. Miscellaneous Repairs	101003	2111109200	NR	NR	15,000
1.00	11703	HQ HVAC Repairs	101003	2111109200	NR	NR	30,000
1.00	46864	HQ HVAC Service Agreements	101003	2111109200	NR	NR	17,580
1.00	21	HQ HVAC Service Agreements	214001	2111109200	NR	2144	52,740
1.00	15360	HQ HVAC Test & Balance Service	101000	2111109200	NR	NR	5,000
1.00	15359	HQ Indoor Air Quality Assessments	101000	2111109200	NR	NR	5,000
1.00	41140	HQ Invasive Pest Control Service Iguanas	101000	2111109200	NR	NR	12,000
1.00	46862	HQ Landscape Maintenance	101003	2111109200	NR	NR	18,593
1.00	16	HQ Landscape Maintenance	214001	2111109200	NR	2144	55,780
1.00	41139	HQ Landscape Mulch	101000	2111109200	NR	NR	40,000
1.00	41138	HQ Landscape Plants Replacements	101000	2111109200	NR	NR	25,000

MISSION SUPPORT

MB41 PREVENTATIVE MAINT & OPERATIONAL PLAN

Qty	Item	Name	Fund	FundCenter	Fund Prg	Grant	Amount
1.00	14	HQ Life Safety Insp., R&M	101000	2111109200	NR	NR	10,000
1.00	12546	HQ Maintenance	214001	2111109200	NR	2144	72,000
1.00	46893	HQ Maintenance	101003	2111109200	NR	NR	24,000
1.00	17	HQ Mat Cleaning Service	101000	2111109200	NR	NR	2,000
1.00	46894	HQ Painting	101003	2111109200	NR	NR	3,750
1.00	15812	HQ Painting	214001	2111109200	NR	2144	11,250
1.00	102	HQ Pest Control	214001	2111109200	NR	2144	10,500
1.00	46871	HQ Pest Control	101000	2111109200	NR	NR	3,500
1.00	20	HQ Plumbing R&M	214001	2111109200	NR	2144	19,350
1.00	46863	HQ Plumbing R&M	101000	2111109200	NR	NR	6,450
1.00	12949	HQ Pressure Cleaning Services	101003	2111109200	NR	NR	15,000
1.00	60	HQ Retention Lake Maintenance	101000	2111109200	NR	NR	6,702
1.00	15	HQ Roof R&M	101000	2111109200	NR	NR	7,500
1.00	12555	Health Safety Corrections	101000	2111109200	NR	NR	9,500
1.00	12552	Okee WQM - Water Treatment	101003	2111109200	NR	NR	1,050
1.00	12550	Okee WQM General Maintenance	101000	2111109200	NR	NR	5,600
1.00	12551	Okee WQM HVAC R&M	101000	2111109200	NR	NR	9,500
1.00	12549	Orlando Service Center R&M	101000	2111109200	NR	NR	5,000
1.00	15162	Security - Lexis Nexus Access	101000	2111109200	NR	NR	4,200
1.00	15808	Space Planning / Design	101003	2111109200	NR	NR	40,000
1.00	17091	Space Planning / Design	101000	2111109200	NR	NR	10,000
1.00	41146	Ft Myers Arborist Tree Timming / Removal	202000	2111109220	NR	NR	6,000
1.00	41144	Ft Myers Fertilize & Weed Control	202000	2111109220	NR	NR	2,500
1.00	41143	Ft Myers Landscape Mulch	202000	2111109220	NR	NR	2,500
1.00	41145	Ft Myers Landscape Plant Replacements	202000	2111109220	NR	NR	10,500
1.00	41142	Ft Myers Landscape Turf Pest Control	202000	2111109220	NR	NR	1,740
1.00	41147	Ft Myers Landscape irrigation R&M	202000	2111109220	NR	NR	1,900
1.00	15809	Orlando Service Center - Carpet Cleaning	101003	2111109260	NR	NR	2,000
1.00	20047	BCB - Handyman Services	203000	2111109270	NR	NR	7,000
1.00	26029	Mechanical Repairs	203000	2111109270	NR	NR	5,600
119.00		Total 530600 - Cont Serv - Maintenance and Repairs					\$1,505,468
1.00	11105	B-270 & B-271 Janitorial Service	214001	2111109200	NR	2144	16,779
1.00	46876	B-270 & B-271 Janitorial Service	101000	2111109200	NR	NR	5,593
1.00	46865	B-374 Janitorial Services	101003	2111109200	NR	NR	13,750
1.00	25	B-374 Janitorial Services	214001	2111109200	NR	2144	41,250
1.00	11699	B-374 Solid Waste Removal	101000	2111109200	NR	NR	2,150
1.00	13375	Dupuis, Janitorial Services	101000	2111109200	NR	NR	8,400

MISSION SUPPORT

MB41 PREVENTATIVE MAINT & OPERATIONAL PLAN

Qty	Item	Name	Fund	FundCenter	Fund Prg	Grant	Amount
1.00	12274	FOC - Special Services Janitorial	101000	2111109200	NR	NR	2,500
1.00	12017	FOC Lift Station R&M	101000	2111109200	NR	NR	1,980
1.00	12016	FOC Palm Beach County SWA Assessment	101000	2111109200	NR	NR	8,000
1.00	11698	FOC Solid Waste Removal	101000	2111109200	NR	NR	2,150
1.00	46890	HQ Janitorial Services	101003	2111109200	NR	NR	73,056
1.00	41167	HQ Janitorial Services	101003	2111109200	NR	NR	15,981
1.00	12273	HQ Janitorial Services	214001	2111109200	NR	2144	219,167
1.00	32	HQ Palm Beach County SWA Assessment	214001	2111109200	NR	2144	30,000
1.00	46867	HQ Palm Beach County SWA Assessment	101000	2111109200	NR	NR	10,000
1.00	33	HQ Solid Waste Removal	101000	2111109200	NR	NR	10,000
1.00	11970	Hazardous Waste & Recycling Services	101000	2111109200	NR	NR	1,400
1.00	26	Okeechobee WQM Janitorial	214001	2111109200	NR	2144	6,187
1.00	46866	Okeechobee WQM Janitorial	101000	2111109200	NR	NR	2,063
1.00	11965	Special Pickups Solid Waste	101000	2111109200	NR	NR	500
1.00	12008	Ft Myers Elevator Life Safety Insp., R&M	202000	2111109220	NR	NR	3,632
1.00	12009	Ft Myers Landscape Mowing Service	214001	2111109220	NR	2144	7,920
1.00	46887	Ft Myers Landscape Mowing Service	202000	2111109220	NR	NR	2,640
1.00	12010	Ft Myers Life Safety Insp., R&M	202000	2111109220	NR	NR	2,965
1.00	12282	Ft Myers SC Bldg Maint Services Contract	214001	2111109220	NR	2144	26,652
1.00	46891	Ft Myers SC Bldg Maint Services Contract	202000	2111109220	NR	NR	8,884
1.00	12325	Ft Myers SC General Maint & Repairs	202000	2111109220	NR	NR	4,725
1.00	11714	Ft Myers SC Pest Control Services	202000	2111109220	NR	NR	900
1.00	46886	Ft Myers Service Center HVAC R&M	202000	2111109220	NR	NR	4,500
1.00	12007	Ft Myers Service Center HVAC R&M	214001	2111109220	NR	2144	13,500
1.00	14023	BCB Building Envelope Repairs	203000	2111109270	NR	NR	5,000
1.00	14019	BCB Building Maintenance Services	203000	2111109270	NR	NR	12,887
1.00	14018	BCB HVAC Maintenance	203000	2111109270	NR	NR	5,000
1.00	14021	BCB Landscape Maintenance Service	203000	2111109270	NR	NR	12,000
1.00	14020	BCB Life Safety Inspections R&M	203000	2111109270	NR	NR	1,800
1.00	14022	BCB Pest Control Services	203000	2111109270	NR	NR	3,200
36.00		Total 531100 - Cont Serv - General Maintenance					\$587,111
1.00	46885	Ft Myers SC Janitorial Services	202000	2111109200	NR	NR	6,250
1.00	11979	Ft Myers SC Janitorial Services	214001	2111109220	NR	2144	18,750
1.00	17087	Okeechobee Service Center Janitorial	202000	2111109250	NR	NR	19,450
1.00	13668	BCB Janitorial Services	203000	2111109270	NR	NR	13,300
4.00		Total 531101 - Cont Serv - Janitorial Services					\$57,750

MISSION SUPPORT

MB41 PREVENTATIVE MAINT & OPERATIONAL PLAN

Qty	Item	Name	Fund	FundCenter	Fund Prg	Grant	Amount
1.00	12011	Ft Myers Security System Main & Repair	202000	2111109220	NR	NR	500
1.00	13669	BCB Security System Maintenance & Repair	203000	2111109270	NR	NR	1,500
2.00		Total 531102 - Cont Serv - Security Services					\$2,000
1.00	11964	Recycling & Trash Removal	202000	2111109250	NR	NR	5,000
1.00	15093	Recycling & Trash Removal	203000	2111109270	NR	NR	3,675
2.00		Total 531103 - Cont Serv - Waste Disposal Services					\$8,675
1.00	15167	B-374 Generator Diesel Fuel	101000	2111109200	NR	NR	3,500
1.00	37	FOC Generator Diesel Fuel	101000	2111109200	NR	NR	2,500
1.00	11966	HQ Generator Diesel Fuel	101000	2111109200	NR	NR	12,000
3.00		Total 540030 - Oper Expense - Inventory Other Fuels					\$18,000
1.00	36	HQ Cafe Cooking Natural Gas	101000	2111109200	NR	NR	5,000
1.00		Total 541200 - Oper Expense - Liquid Propane Fuel					\$5,000
1.00	46	Safety Shoes	101000	2111109200	NR	NR	600
1.00	45	Uniforms	101000	2111109200	NR	NR	700
2.00		Total 541400 - Oper Expense - Tools/Equipment/PPE					\$1,300
1.00	12302	Parts & Supplies	101000	2111109100	NR	NR	140
1.00	13745	Additional Furniture Requests	101000	2111109200	NR	NR	7,500
1.00	15168	B-374 Restroom Paper Items	101000	2111109200	NR	NR	4,200
1.00	12946	Cabling for Office Renovations	101000	2111109200	NR	NR	3,500
1.00	12277	Electrical Parts - General	101000	2111109200	NR	NR	13,950
1.00	11968	FOC Electrical Parts	101000	2111109200	NR	NR	1,350
1.00	11969	FOC Facilities Supplies	214001	2111109200	NR	2144	2,730
1.00	46884	FOC Facilities Supplies	101000	2111109200	NR	NR	910
1.00	11701	FOC Replacement Parts	101000	2111109200	NR	NR	3,500
1.00	11967	FOC Restroom Paper Products	101000	2111109200	NR	NR	2,800
1.00	44	HQ Facilities Supplies	101000	2111109200	NR	NR	9,565
1.00	13807	HQ HVAC filters & UV lamps	101000	2111109200	NR	NR	9,500
1.00	16099	HQ Replacement Parts	101003	2111109200	NR	NR	22,182
1.00	43	HQ Replacement Parts	101000	2111109200	NR	NR	6,492

MISSION SUPPORT

MB41 PREVENTATIVE MAINT & OPERATIONAL PLAN

Qty	Item	Name	Fund	FundCenter	Fund Prg	Grant	Amount
1.00	11110	HQ Restroom Paper Products	101003	2111109200	NR	NR	30,000
1.00	12953	Okeechobee WQM Restroom Paper Products	101000	2111109200	NR	NR	2,100
1.00	15163	Ft Myers SC Restroom Paper Supplies	202000	2111109220	NR	NR	2,800
17.00		Total 541500 - Oper Expense - Parts and Supplies					\$123,219
1.00	11977	ORL Parts & Supplies - Bldg & Grounds	202000	2111109260	NR	NR	1,650
1.00	12369	ORL Parts & Supplies - Janitorial	202000	2111109260	NR	NR	1,400
2.00		Total 541503 - Oper Expense - Parts,Supp - Build & Ground Equip					\$3,050
1.00	12012	ORL Parts & Supplies - Electrical	202000	2111109260	NR	NR	1,400
1.00		Total 541505 - Oper Expense - Parts,Supp - Electrical/Electronic					\$1,400
1.00	15757	Office Supplies	101003	2111109100	NR	NR	1,377
1.00		Total 541510 - Oper Expense - Parts,Supp - Office					\$1,377
1.00	12276	Emergency Rental Equipment	101000	2111109200	NR	NR	10,500
1.00		Total 541600 - Oper Expense - Rent/Lease Equipment					\$10,500
1.00	13443	Training & Conferences	101003	2010106100	NR	NR	521
1.00	13447	Training & Conferences	101000	2010106100	NR	NR	506
2.00		Total 542000 - Oper Expense - Conference Registrations					\$1,027
1.00	15670	Travel, Non-Training	101000	2010106100	NR	NR	1,365
1.00		Total 542100 - Oper Expense - District Travel					\$1,365
1.00	48	Dues and Memberships	101000	2111109200	NR	NR	100
1.00		Total 542310 - Oper Expense - Memberships, Dues and Fees					\$100
1.00	46896	Hangar/Office Rental	101003	2111109200	NR	NR	25,491
1.00	26038	Hangar/Office Rental	214001	2111109200	NR	2144	76,475
1.00	46859	Office Lease - Okeechobee Svc Cntr	202000	2111109250	NR	NR	20,000
1.00	3	Office Lease - Okeechobee Svc Cntr	214001	2111109250	NR	2144	60,000

MISSION SUPPORT

MB41 PREVENTATIVE MAINT & OPERATIONAL PLAN

Qty	Item	Name	Fund	FundCenter	Fund Prg	Grant	Amount
1.00	2	Office Lease - Orlando Svc Cntr	214001	2111109260	NR	2144	139,635
1.00	46858	Office Lease - Orlando Svc Cntr	202000	2111109260	NR	NR	46,545
6.00		Total 543650 - Oper Expense - Space Rental					<u>368,146</u>
1.00	11702	B-270 Water and Sewer	214001	2111109200	NR	2144	8,250
1.00	46877	B-270 Water and Sewer	101000	2111109200	NR	NR	2,750
1.00	104	B-374 Water and Sewer	214001	2111109200	NR	2144	6,675
1.00	46873	B-374 Water and Sewer	101000	2111109200	NR	NR	2,225
1.00	46888	B-374 Electric Utility	101003	2111109200	NR	NR	38,250
1.00	12018	B-374 Electric Utility	214001	2111109200	NR	2144	114,750
1.00	11704	B270 Electric Utility	214001	2111109200	NR	2144	58,500
1.00	46878	B270 Electric Utility	101003	2111109200	NR	NR	19,500
1.00	46868	HQ Electric Utilities	101003	2111109200	NR	NR	225,000
1.00	34	HQ Electric Utilities	214001	2111109200	NR	2144	675,000
1.00	46899	HQ Electrical Utilities	101003	2111109200	NR	NR	46,100
1.00	41166	HQ Electrical Utilities	214001	2111109200	NR	2144	138,300
1.00	35	HQ Water & Sewer	214001	2111109200	NR	2144	29,925
1.00	46869	HQ Water & Sewer	101003	2111109200	NR	NR	9,975
1.00	46895	Okeechobee Service Center Utilities	202000	2111109250	NR	NR	3,750
1.00	17086	Okeechobee Service Center Utilities	214001	2111109250	NR	2144	11,250
1.00	41165	Orlando Utilities	214001	2111109260	NR	2144	18,165
1.00	46898	Orlando Utilities	202000	2111109260	NR	NR	6,055
18.00		Total 543700 - Oper Expense - Utilities					<u>\$1,414,420</u>
1.00	11708	Ft. Myers Electrical Utility	214001	2111109220	NR	2144	37,354
1.00	46879	Ft. Myers Electrical Utility	202000	2111109220	NR	NR	12,451
1.00	15091	BCB Electric Utility	203000	2111109270	NR	NR	5,500
3.00		Total 543701 - Oper Expense - Electrical Service					<u>\$55,305</u>
1.00	11715	Ft Myers SC Water & Sewer Services	202000	2111109220	NR	NR	6,500
1.00	15092	BCB Water & Sewer	203000	2111109270	NR	NR	13,000
2.00		Total 543702 - Oper Expense - Water/Sewer Service					<u>\$19,500</u>
		Total PREVENTATIVE MAINT & OPERATIONAL PLAN					<u>\$5,030,338</u>

MISSION SUPPORT

MB42 FACILITIES BUSINESS OPERATIONS SUPPORT

Qty	Item	Name	Fund	FundCenter	Fund Prg	Grant	Amount
4.00	Total	510100 - Salaries and Wages - Regular					\$222,747
4.00	Total	520900 - Fringe Benefits - FICA Taxes Employer Share					\$17,040
4.00	Total	521010 - Fringe Benefits - FRS Retirement Contrib					\$30,362
4.00	Total	521110 - Fringe Benefits - Medical Insurance					\$65,540
4.00	Total	521120 - Fringe Benefits - Dental Insurance					\$4,880
4.00	Total	521130 - Fringe Benefits - Vision Insurance					\$548
4.00	Total	521140 - Fringe Benefits - Accidental Death Dismemberment					\$53
4.00	Total	521150 - Fringe Benefits - Long-Term Disability					\$800
4.00	Total	521160 - Fringe Benefits - Life Insurance					\$897
1.00	29	Mail Courier Service	101003	2111109500	NR	NR	88,000
1.00	Total	531200 - Cont Serv - Mail/Courier					\$88,000
1.00	98	Fork Lift Fuel/Maintenance	101000	2111109500	NR	NR	1,800
1.00	Total	540030 - Oper Expense - Inventory Other Fuels					\$1,800
1.00	11953	Uniforms	101000	2111109500	NR	NR	150
1.00	Total	541301 - Oper Expense - District Uniforms					\$150
1.00	80	Copier Paper & CD/DVD Supplies	101000	2111109500	NR	NR	26,455
1.00	73	Emergency Storm Supplies	101000	2111109500	NR	NR	1,827
2.00	Total	541500 - Oper Expense - Parts and Supplies					\$28,282
1.00	15763	Office Supplies	101000	2111109500	NR	NR	421
1.00	Total	541510 - Oper Expense - Parts,Supp - Office					\$421

MISSION SUPPORT

MB42 FACILITIES BUSINESS OPERATIONS SUPPORT

Qty	Item	Name	Fund	FundCenter	Fund Prg	Grant	Amount
1.00	12290	Mail Processing Machine	101000	2111109500	NR	NR	19,995
1.00	75	Postage Meter Annual Rental Expense	101000	2111109500	NR	NR	757
2.00	Total	541600 - Oper Expense - Rent/Lease Equipment					\$20,752
1.00	31	Postage Expense	101000	2111109500	NR	NR	33,000
1.00	Total	543600 - Oper Expense - Postage					\$33,000
1.00	23	Printing/Bindery/Duplication Services	101000	2111109500	NR	NR	30,000
1.00	Total	543660 - Oper Expense - Printing Services (non-outreach)					\$30,000
	Total	FACILITIES BUSINESS OPERATIONS SUPPORT					\$545,272

MISSION SUPPORT

Qty	Item	Name	Fund	FundCenter	Fund Prg	Grant	Amount
1.50		Total	510100	-	Salaries and Wages - Regular		\$118,623
1.50		Total	520900	-	Fringe Benefits - FICA Taxes Employer Share		\$9,375
1.50		Total	521010	-	Fringe Benefits - FRS Retirement Contrib		\$16,701
1.50		Total	521110	-	Fringe Benefits - Medical Insurance		\$24,578
1.50		Total	521120	-	Fringe Benefits - Dental Insurance		\$1,830
1.50		Total	521130	-	Fringe Benefits - Vision Insurance		\$206
1.50		Total	521140	-	Fringe Benefits - Accidental Death Dismemberment		\$23
1.50		Total	521150	-	Fringe Benefits - Long-Term Disability		\$300
1.50		Total	521160	-	Fringe Benefits - Life Insurance		\$386
1.00	12975	Annual Audiometric Hearing	101000	2114308300	NR	NR	7,920
.17	13023	Claims Handling Fee	601000	2114308300	NR	NR	13,770
.17	15363	Flexible Spending Account Fees	101000	2114308300	NR	NR	4,577
1.00	15882	Insurance Brokerage Fees (ALL)	601000	2114308300	NR	NR	32,000
.17	12976	Insurance Brokerage Service (ALL)	601000	2114308300	NR	NR	4,760
1.00	12974	Laboratory Analysis/Testing Services	601000	2114308300	NR	NR	6,500
3.51		Total	530100	-	Cont Serv - External Provider		\$69,527
1.00	20012	Audit of Voluntary Retirement Plans	601000	2114308300	NR	NR	42,000
1.00	11711	DHHS Drug/Alcohol Program	101000	2114308300	NR	NR	2,700
1.00	15769	Health Care Consulting Services	602000	2114308300	NR	NR	16,642
1.00	24232	Health Care Consulting Services	602000	2114308300	NR	NR	33,358
1.00	8	Physicals - Level B-2 (Reg)	101000	2114308300	NR	NR	3,600
1.00	13679	Special Physicals	101000	2114308300	NR	NR	1,350
6.00		Total	530900	-	Cont Serv - Professional		\$99,650

MISSION SUPPORT

MB50 MAINTAIN, MONITOR, EVALUATE & REPORT INSURANCE PLANS							
Qty	Item	Name	Fund	FundCenter	Fund Prg	Grant	Amount
1.00	12001	Actuarial	601000	2114308300	NR	NR	6,500
1.00		Total 537800 - Cont Serv - Actuarial Services					\$6,500
1.00	12000	Books - References	601000	2310117000	NR	NR	1,200
1.00	12275	Spencer Reports	601000	2310117000	NR	NR	1,500
2.00		Total 541100 - Oper Expense - Books/Subscriptions					\$2,700
1.00	11998	Claims Payment Automobile	601000	2114308300	NR	NR	91,000
1.00		Total 541810 - Oper Expense - Insurance Claims Automobile					\$91,000
1.00	11997	Claims Payment General Liability	601000	2114308300	NR	NR	50,000
1.00		Total 541820 - Oper Expense - Insurance Claims General Liability					\$50,000
1.00	12003	Boiler & Machinery	601000	2114308300	NR	NR	10,000
1.00	15768	Crime/Dishonesty Insurance	601000	2114308300	NR	NR	7,500
1.00	15765	Director's & Officers Insurance	601000	2114308300	NR	NR	160,000
1.00	41122	Fiduciary Liability Insurance	601000	2114308300	NR	NR	30,000
1.00	41126	Helicopter Insurance	601000	2114308300	NR	NR	40,000
1.00	35512	Property Insurance	601000	2114308300	NR	NR	364,000
1.00	15767	Property Insurance	601000	2114308300	NR	NR	536,000
7.00		Total 541830 - Oper Expense - Insurance Premiums Other Property					\$1,147,500
1.00	13815	Insurance Premium Workers' Comp	601000	2114308300	NR	NR	25,000
1.00	16083	Insurance Premium Workers' Comp	601000	2114308300	NR	NR	5,000
2.00		Total 541850 - Oper Expense - Insurance Premium Workmen's Comp					\$30,000
1.00	15766	Workers' Compensation - Employee Payment	601000	2114308300	NR	NR	1,057,000
1.00		Total 541880 - Oper Expense - Worker's Comp Employee Payments					\$1,057,000
1.00	13345	Business Travel	601000	2114308300	NR	NR	2,700
1.00		Total 542100 - Oper Expense - District Travel					\$2,700

MISSION SUPPORT

MB50 MAINTAIN, MONITOR, EVALUATE & REPORT INSURANCE PLANS								
Qty	Item	Name	Fund	FundCenter	Fund Prg	Grant	Amount	
1.00	11955	Risk & Insurance Management Society	601000	2114308300	NR	NR	1,300	
1.00		Total	542310	- Oper Expense - Memberships, Dues and Fees			\$1,300	
1.00	35503	Medical Claims Paid	602000	2114308300	NR	NR	3,809,480	
1.00		Total	590100	- Internal Service Fund (ISF) - Medical Claims Paid			\$3,809,480	
.14	14026	Dental Claims Paid	602000	2114308300	NR	NR	296,410	
.14		Total	590110	- Internal Service Fund (ISF) - Dental Claims Paid			\$296,410	
.14	14027	Vision Claims Paid	602000	2114308300	NR	NR	42,019	
.14		Total	590120	- ISF - Vision Claims Paid			\$42,019	
.14	14028	Administrator Fees Paid	602000	2114308300	NR	NR	326,872	
.14		Total	590160	- ISF - Administrator Fees Paid			\$326,872	
.14	14029	Actuarial Service Fees Paid	602000	2114308300	NR	NR	2,100	
.14		Total	590170	- ISF - Actuarial Service Fees Paid			\$2,100	
		Total	MAINTAIN, MONITOR, EVALUATE & REPORT INSURANCE PLANS					\$7,206,780

MISSION SUPPORT

MB52 MAINTAIN & UPDATE PAYROLL

Qty	Item	Name	Fund	FundCenter	Fund Prg	Grant	Amount
1.00	12968	Standard Register Toner	101000	2310117000	NR	NR	2,070
1.00	12969	W-2 Forms	101000	2310117000	NR	NR	900
2.00		Total	541500	-	Oper Expense - Parts and Supplies		\$2,970
1.00	12970	American Payroll Association	101000	2310117000	NR	NR	360
1.00	13346	IOMA	601000	2310117000	NR	NR	450
2.00		Total	542310	-	Oper Expense - Memberships, Dues and Fees		\$810
		Total			MAINTAIN & UPDATE PAYROLL		\$3,780

MISSION SUPPORT

MB61	ENTERPRISE PROJECT MANAGEMENT								
Qty	Item	Name	Fund	FundCenter	Fund Prg	Grant		Amount	
1.00	13442	Memberships	101000	1012502000	NR	NR		400	
1.00		Total	542310	- Oper Expense - Memberships, Dues and Fees				\$400	
		Total	ENTERPRISE PROJECT MANAGEMENT						\$400

MISSION SUPPORT

MB62	ENTERPRISE PROCESS MANAGEMENT				Fund	FundCenter	Fund Prg	Grant	Amount
Qty	Item	Name							
5.00	Total	510100	-	Salaries and Wages - Regular					\$412,651
5.00	Total	520900	-	Fringe Benefits - FICA Taxes Employer Share					\$31,568
5.00	Total	521010	-	Fringe Benefits - FRS Retirement Contrib					\$56,244
5.00	Total	521110	-	Fringe Benefits - Medical Insurance					\$81,925
5.00	Total	521120	-	Fringe Benefits - Dental Insurance					\$6,100
5.00	Total	521130	-	Fringe Benefits - Vision Insurance					\$685
5.00	Total	521140	-	Fringe Benefits - Accidental Death Dismemberment					\$75
5.00	Total	521150	-	Fringe Benefits - Long-Term Disability					\$1,000
5.00	Total	521160	-	Fringe Benefits - Life Insurance					\$1,285
	Total	ENTERPRISE PROCESS MANAGEMENT							\$591,533

MISSION SUPPORT

Qty	Item	Name	Fund	FundCenter	Fund Prg	Grant	Amount	
1.00		Total	510100	-	Salaries and Wages - Regular		\$74,402	
1.00		Total	520900	-	Fringe Benefits - FICA Taxes Employer Share		\$5,692	
1.00		Total	521010	-	Fringe Benefits - FRS Retirement Contrib		\$10,141	
1.00		Total	521110	-	Fringe Benefits - Medical Insurance		\$16,385	
1.00		Total	521120	-	Fringe Benefits - Dental Insurance		\$1,220	
1.00		Total	521130	-	Fringe Benefits - Vision Insurance		\$137	
1.00		Total	521140	-	Fringe Benefits - Accidental Death Dismemberment		\$15	
1.00		Total	521150	-	Fringe Benefits - Long-Term Disability		\$200	
1.00		Total	521160	-	Fringe Benefits - Life Insurance		\$247	
1.00	13763	Books/Subscriptions	101000	1012502000	NR	NR	147	
1.00		Total	541100	-	Oper Expense - Books/Subscriptions		\$147	
1.00	15738	Office Supplies	101000	2010106100	NR	NR	225	
1.00		Total	541510	-	Oper Expense - Parts,Supp - Office		\$225	
		Total	ENTERPRISE BUSINESS INTELLIGENCE					\$108,811

MISSION SUPPORT

MB79 Tax Collector/Property Appraiser Fees

Qty	Item	Name	Fund	FundCenter	Fund Prg	Grant	Amount
1.00	64	Tax Collector Fees - BCB	203000	9999999599	NR	NR	114,297
1.00	24240	Tax Collector Fees - District	101000	9999999599	NR	NR	690,541
1.00	62	Tax Collector Fees - District	101000	9999999599	NR	NR	605,313
1.00	15607	Tax Collector Fees - District	101000	9999999599	NR	NR	865,802
1.00	63	Tax Collector Fees - Okeechobee	202000	9999999599	NR	NR	323,123
1.00	15609	Tax Collector Fees - Okeechobee	202000	9999999599	NR	NR	1,142,047
1.00	24233	Tax Collector Fees - Okeechobee	202000	9999999599	NR	NR	954,877
7.00		Total 543100 - Oper Expense - Tax Collector's Fees					<u>\$4,696,000</u>
1.00	24235	Property Appraiser Fees - BCB	203000	9999999599	NR	NR	60,000
1.00	69	Property Appraiser Fees - BCB	203000	9999999599	NR	NR	170,703
1.00	15594	Property Appraiser Fees - District	101000	9999999599	NR	NR	243,580
1.00	67	Property Appraiser Fees - District	101000	9999999599	NR	NR	825,505
1.00	68	Property Appraiser Fees - Okeechobee	202000	9999999599	NR	NR	776,272
5.00		Total 543150 - Oper Expense - County Appraiser's Fee					<u>\$2,076,060</u>
		Total Tax Collector/Property Appraiser Fees					<u>\$6,772,060</u>

MISSION SUPPORT

MB84 FLEET SERVICES

Qty	Item	Name	Fund	FundCenter	Fund Prg	Grant	Amount
1.00	13691	Motor Pool Lease	101000	5005170400	NR	NR	27,000
1.00	13693	Rental Vehicles (Motor Pool Overages)	101000	5005170400	NR	NR	7,405
2.00		Total	541600	-	Oper Expense - Rent/Lease Equipment		\$34,405
.50	13652	Pilot Physicals	101000	2114308300	NR	NR	207
.50		Total	541900	-	Oper Expense - Other		\$207
		Total			FLEET SERVICES		\$34,612

MISSION SUPPORT

MB85 MANAGEMENT & ADMINISTRATION

Qty	Item	Name	Fund	FundCenter	Fund Prg	Grant	Amount
2.85	Total	510100 - Salaries and Wages - Regular					\$325,296
2.85	Total	520900 - Fringe Benefits - FICA Taxes Employer Share					\$24,883
2.85	Total	521010 - Fringe Benefits - FRS Retirement Contrib					\$88,732
2.85	Total	521110 - Fringe Benefits - Medical Insurance					\$53,131
2.85	Total	521120 - Fringe Benefits - Dental Insurance					\$3,477
2.85	Total	521130 - Fringe Benefits - Vision Insurance					\$391
2.85	Total	521140 - Fringe Benefits - Accidental Death Dismemberment					\$44
2.85	Total	521150 - Fringe Benefits - Long-Term Disability					\$570
2.85	Total	521160 - Fringe Benefits - Life Insurance					\$733
28.00	Total	529990 - Fringe Benefits - Other Personnel Benefits					\$404,273
1.00	15713	Office Supplies	101000	2010106100	NR	NR	226
1.00	Total	541510 - Oper Expense - Parts,Supp - Office					\$226
1.00	15675	Business Travel/Training	101000	2010106100	NR	NR	652
1.00	Total	542100 - Oper Expense - District Travel					\$652
1.00	27612	Florida Stormwater Assn	101000	3301139100	NR	NR	1,100
1.00	Total	542310 - Oper Expense - Memberships, Dues and Fees					\$1,100
1.00	15099	CERP - Central Service Indirect Costs	101000	9999999699	NR	NR	-4,500,000
1.00	Total	543900 - Oper Expense - Central Services Indirect					-\$4,500,000
1.00	35513	Self Insurance Charges	101000	9999999999	NR	NR	245,490

MISSION SUPPORT

MB85		MANAGEMENT & ADMINISTRATION						
Qty	Item	Name	Fund	FundCenter	Fund Prg	Grant	Amount	
1.00	12488	Self Insurance Charges	101000	9999999999	NR	NR	1,534,317	
2.00		Total	547000	-	Oper Expense - Self-Insurance Charges		\$1,779,807	
		Total	MANAGEMENT & ADMINISTRATION					-\$1,816,685

MISSION SUPPORT

MH10 EMPLOYMENT STAFFING

Qty	Item	Name	Fund	FundCenter	Fund Prg	Grant	Amount
10.80	Total	510100 - Salaries and Wages - Regular					\$890,061
10.80	Total	520900 - Fringe Benefits - FICA Taxes Employer Share					\$70,543
10.80	Total	521010 - Fringe Benefits - FRS Retirement Contrib					\$150,008
10.80	Total	521110 - Fringe Benefits - Medical Insurance					\$181,721
10.80	Total	521120 - Fringe Benefits - Dental Insurance					\$13,176
10.80	Total	521130 - Fringe Benefits - Vision Insurance					\$1,479
10.80	Total	521140 - Fringe Benefits - Accidental Death Dismemberment					\$156
10.80	Total	521150 - Fringe Benefits - Long-Term Disability					\$2,160
10.80	Total	521160 - Fringe Benefits - Life Insurance					\$2,704
1.00	12951	ADA Interpreting Services	101000	2310117000	NR	NR	1,350
1.00	16082	Salary Survey Subscription	101000	2310117000	NR	NR	16,000
1.00	12950	Background Investigations	101000	2311118000	NR	NR	9,000
3.00	Total	530100 - Cont Serv - External Provider					\$26,350
1.00	12279	Advertising	101000	2311118000	NR	NR	45,000
1.00	Total	530105 - Cont Serv - Advertising Services					\$45,000
1.00	13328	Books & Reference Materials	101000	2310117000	NR	NR	225
1.00	Total	541100 - Oper Expense - Books/Subscriptions					\$225
1.00	15717	Office Supplies (All Sections)	101000	2310117000	NR	NR	977
1.00	Total	541510 - Oper Expense - Parts,Supp - Office					\$977
1.00	12280	Immigration INS Charges	101000	2311118000	NR	NR	12,540

MISSION SUPPORT

MH10 EMPLOYMENT STAFFING

Qty	Item	Name	Fund	FundCenter	Fund Prg	Grant	Amount	
1.00		Total	541900	-	Oper Expense - Other		\$12,540	
1.00	13449	Training & Conferences	101000	2310117000	NR	NR	9,817	
1.00		Total	542000	-	Oper Expense - Conference Registrations		\$9,817	
1.00	12476	Dues & Memberships	101000	2310117000	NR	NR	189	
1.00		Total	542310	-	Oper Expense - Memberships, Dues and Fees		\$189	
1.00	15240	Relocation	101000	2311118000	NR	NR	37,350	
1.00		Total	542500	-	Oper Expense - Employee Relocation		\$37,350	
		Total	EMPLOYMENT STAFFING					\$1,444,456

MISSION SUPPORT

MH11 TRAINING & DEVELOPMENT

Qty	Item	Name	Fund	FundCenter	Fund Prg	Grant	Amount
1.25		Total	510100	-	Salaries and Wages - Regular		\$88,987
1.00	13753	Education/Tuition Reimbursement	101000	2310117000	NR	NR	125,000
1.00		Total	520060	-	Fringe Benefits - Education/Tuition Reimbursement		\$125,000
1.25		Total	520900	-	Fringe Benefits - FICA Taxes Employer Share		\$6,854
1.25		Total	521010	-	Fringe Benefits - FRS Retirement Contrib		\$12,213
1.25		Total	521110	-	Fringe Benefits - Medical Insurance		\$20,482
1.25		Total	521120	-	Fringe Benefits - Dental Insurance		\$1,525
1.25		Total	521130	-	Fringe Benefits - Vision Insurance		\$172
1.25		Total	521140	-	Fringe Benefits - Accidental Death Dismemberment		\$19
1.25		Total	521150	-	Fringe Benefits - Long-Term Disability		\$250
1.25		Total	521160	-	Fringe Benefits - Life Insurance		\$322
1.00	13457	Management Consulting Services	101000	2310117000	NR	NR	23,680
1.00		Total	530910	-	Cont Serv - Training Services - On Site		\$23,680
1.00	27	Salary Surveys	101000	2310117000	NR	NR	4,340
1.00		Total	541100	-	Oper Expense - Books/Subscriptions		\$4,340
1.00	11716	Training Supplies	101000	2310117000	NR	NR	3,150
1.00		Total	541500	-	Oper Expense - Parts and Supplies		\$3,150
1.00	15950	Employee Meetings	101000	2310117000	NR	NR	585
1.00		Total	541900	-	Oper Expense - Other		\$585

MISSION SUPPORT

MH11 TRAINING & DEVELOPMENT

<u>Qty</u>	<u>Item</u>	<u>Name</u>	<u>Fund</u>	<u>FundCenter</u>	<u>Fund Prg</u>	<u>Grant</u>	<u>Amount</u>
	Total	TRAINING & DEVELOPMENT					<u>\$287,579</u>

MISSION SUPPORT

MH12	COMPENSATION MANAGEMENT				Fund	FundCenter	Fund Prg	Grant	Amount	
Qty	Item	Name								
.25		Total	510100	- Salaries and Wages - Regular					\$20,721	
1.00	15637	Instant Cash Awards	101000		2310117000	NR	NR		125,000	
1.00		Total	520070	- Fringe Benefits - Employee Cash Awards					\$125,000	
.25		Total	520900	- Fringe Benefits - FICA Taxes Employer Share					\$1,632	
.25		Total	521010	- Fringe Benefits - FRS Retirement Contrib					\$2,908	
.25		Total	521110	- Fringe Benefits - Medical Insurance					\$4,097	
.25		Total	521120	- Fringe Benefits - Dental Insurance					\$305	
.25		Total	521130	- Fringe Benefits - Vision Insurance					\$35	
.25		Total	521140	- Fringe Benefits - Accidental Death Dismemberment					\$4	
.25		Total	521150	- Fringe Benefits - Long-Term Disability					\$50	
.25		Total	521160	- Fringe Benefits - Life Insurance					\$65	
		Total	COMPENSATION MANAGEMENT							\$154,817

MISSION SUPPORT

MH13	EMPLOYEE RELATIONS/EEO				Fund	FundCenter	Fund Prg	Grant	Amount
Qty	Item	Name							
.45	Total	510100	-	Salaries and Wages - Regular					\$37,690
.45	Total	520900	-	Fringe Benefits - FICA Taxes Employer Share					\$2,930
.45	Total	521010	-	Fringe Benefits - FRS Retirement Contrib					\$5,221
.45	Total	521110	-	Fringe Benefits - Medical Insurance					\$7,374
.45	Total	521120	-	Fringe Benefits - Dental Insurance					\$549
.45	Total	521130	-	Fringe Benefits - Vision Insurance					\$62
.45	Total	521140	-	Fringe Benefits - Accidental Death Dismemberment					\$7
.45	Total	521150	-	Fringe Benefits - Long-Term Disability					\$90
.45	Total	521160	-	Fringe Benefits - Life Insurance					\$116
	Total	EMPLOYEE RELATIONS/EEO							\$54,039

MISSION SUPPORT

MI10	SAP SOLUTIONS CENTER		Fund	FundCenter	Fund Prg	Grant	Amount
Qty	Item	Name					
1.00	Total	510100 - Salaries and Wages - Regular					\$116,189
1.00	Total	520900 - Fringe Benefits - FICA Taxes Employer Share					\$8,888
1.00	Total	521010 - Fringe Benefits - FRS Retirement Contrib					\$15,837
1.00	Total	521110 - Fringe Benefits - Medical Insurance					\$16,385
1.00	Total	521120 - Fringe Benefits - Dental Insurance					\$1,220
1.00	Total	521130 - Fringe Benefits - Vision Insurance					\$137
1.00	Total	521140 - Fringe Benefits - Accidental Death Dismemberment					\$15
1.00	Total	521150 - Fringe Benefits - Long-Term Disability					\$200
1.00	Total	521160 - Fringe Benefits - Life Insurance					\$257
1.00	41955	Neptune Professional Services	101000	2218119000	NR	NR	60,000
1.00	Total	530100 - Cont Serv - External Provider					\$60,000
1.00	30666	SAP HANA Licenses	101003	2218119000	NR	NR	350,000
1.00	18090	SAP Services	101000	2218119000	NR	NR	57,065
2.00	Total	530197 - Cont Serv - IT Consulting Services (NON OPS)					\$407,065
	Total	SAP SOLUTIONS CENTER					\$626,193

MISSION SUPPORT

MI20 IT EXECUTIVE DIRECTION

Qty	Item	Name	Fund	FundCenter	Fund Prg	Grant	Amount
5.00	Total	510100 - Salaries and Wages - Regular					\$499,428
5.00	Total	520900 - Fringe Benefits - FICA Taxes Employer Share					\$38,207
5.00	Total	521010 - Fringe Benefits - FRS Retirement Contrib					\$100,452
5.00	Total	521110 - Fringe Benefits - Medical Insurance					\$86,690
5.00	Total	521120 - Fringe Benefits - Dental Insurance					\$6,100
5.00	Total	521130 - Fringe Benefits - Vision Insurance					\$685
5.00	Total	521140 - Fringe Benefits - Accidental Death Dismemberment					\$72
5.00	Total	521150 - Fringe Benefits - Long-Term Disability					\$1,000
5.00	Total	521160 - Fringe Benefits - Life Insurance					\$1,230
3.00	Total	529990 - Fringe Benefits - Other Personnel Benefits					\$130,897
1.00	15633	External Security Audit	101000	2211113000	NR	NR	45,000
1.00	13661	Forensics	101000	2211113000	NR	NR	3,000
1.00	18098	IT Security Outsourcing	101000	2211113000	NR	NR	19,720
3.00	Total	530100 - Cont Serv - External Provider					\$67,720
1.00	15724	Office Supplies	101000	2210112000	NR	NR	902
1.00	Total	541510 - Oper Expense - Parts,Supp - Office					\$902
1.00	41964	Conferences, Training & Travel	101000	2210112000	NR	NR	29,012
1.00	41935	IT Skills Training	101000	2210112000	NR	NR	25,000
1.00	15198	IT Training	101000	2210112000	NR	NR	59,359
1.00	41936	Technology Training (District Wide)	101000	2210112000	NR	NR	25,000
4.00	Total	542000 - Oper Expense - Conference Registrations					\$138,371

MISSION SUPPORT

MI20	IT EXECUTIVE DIRECTION		Fund	FundCenter	Fund Prg	Grant	Amount
Qty	Item	Name					
1.00	15668	Business Travel	101000	2210112000	NR	NR	6,629
1.00		Total 542100 - Oper Expense - District Travel					\$6,629
1.00	12283	Information Technology Staff Memberships	101000	2210112000	NR	NR	5,400
1.00		Total 542310 - Oper Expense - Memberships, Dues and Fees					\$5,400
1.00	12588	Freight	101000	2210112000	NR	NR	4,680
1.00		Total 543800 - Oper Expense - Freight					\$4,680
1.00	41959	End of Life Firewall Replacements	401003	2211113000	NR	NR	100,000
1.00		Total 589300 - Capital Outlay - Equipment					\$100,000
		Total IT EXECUTIVE DIRECTION					\$1,188,463

MISSION SUPPORT

MI21 IT BUSINESS SUPPORT

Qty	Item	Name	Fund	FundCenter	Fund Prg	Grant	Amount	
2.00		Total	510100	-	Salaries and Wages - Regular		\$199,742	
2.00		Total	520900	-	Fringe Benefits - FICA Taxes Employer Share		\$15,281	
2.00		Total	521010	-	Fringe Benefits - FRS Retirement Contrib		\$27,225	
2.00		Total	521110	-	Fringe Benefits - Medical Insurance		\$32,770	
2.00		Total	521120	-	Fringe Benefits - Dental Insurance		\$2,440	
2.00		Total	521130	-	Fringe Benefits - Vision Insurance		\$274	
2.00		Total	521140	-	Fringe Benefits - Accidental Death Dismemberment		\$30	
2.00		Total	521150	-	Fringe Benefits - Long-Term Disability		\$400	
2.00		Total	521160	-	Fringe Benefits - Life Insurance		\$508	
1.00	18085	Copier/Printer Lease	101000	2215117000	NR	NR	57,545	
1.00		Total	530117	-	Cont Serv - Copier Services		\$57,545	
1.00	18092	IT Consulting	101000	2210112000	NR	NR	38,250	
1.00		Total	530197	-	Cont Serv - IT Consulting Services (NON OPS)		\$38,250	
1.00	18115	IT Hardware Maintenance	101000	2215117000	NR	NR	62,631	
1.00	30066	IT Hardware Maintenance	101003	2215117000	NR	NR	604,348	
2.00		Total	530601	-	Cont Serv - Maint & Repairs - Computer Hardware		\$666,979	
1.00	18198	IT Software Maintenance	101003	2215117000	NR	NR	1,142,803	
1.00		Total	530602	-	Cont Serv - Maint & Repairs - Computer Software		\$1,142,803	
		Total	IT BUSINESS SUPPORT					\$2,184,247

MISSION SUPPORT

MI40	DESKTOP TECHNOLOGY		Fund	FundCenter	Fund Prg	Grant	Amount
Qty	Item	Name					
5.00	Total	510100 - Salaries and Wages - Regular					\$361,816
5.00	Total	520900 - Fringe Benefits - FICA Taxes Employer Share					\$27,678
5.00	Total	521010 - Fringe Benefits - FRS Retirement Contrib					\$49,315
5.00	Total	521110 - Fringe Benefits - Medical Insurance					\$81,925
5.00	Total	521120 - Fringe Benefits - Dental Insurance					\$6,100
5.00	Total	521130 - Fringe Benefits - Vision Insurance					\$685
5.00	Total	521140 - Fringe Benefits - Accidental Death Dismemberment					\$75
5.00	Total	521150 - Fringe Benefits - Long-Term Disability					\$1,000
5.00	Total	521160 - Fringe Benefits - Life Insurance					\$1,285
1.00	15247	Desktop Software	101000	2212114000	NR	NR	29,000
1.00	Total	530102 - Cont Serv - Computer Software Licenses					\$29,000
1.00	24005	Desktop Parts	101003	2212114000	NR	NR	29,323
1.00	12413	Desktop Parts	101000	2212114000	NR	NR	20,000
1.00	23006	Desktop Parts	101000	2212114000	NR	NR	3,543
1.00	18207	Desktop Refresh	101000	2212114000	NR	NR	6,000
4.00	Total	541504 - Oper Expense - Parts,Supp - Computer					\$58,866
1.00	15725	Office Supplies	101000	2212114000	NR	NR	1,998
1.00	Total	541510 - Oper Expense - Parts,Supp - Office					\$1,998
	Total	DESKTOP TECHNOLOGY					\$619,743

MISSION SUPPORT

MI50	APPLICATION DEVELOPMENT				Fund	FundCenter	Fund Prg	Grant	Amount	
Qty	Item	Name								
13.00		Total	510100	- Salaries and Wages - Regular					\$1,353,205	
13.00		Total	520900	- Fringe Benefits - FICA Taxes Employer Share					\$103,520	
13.00		Total	521010	- Fringe Benefits - FRS Retirement Contrib					\$184,443	
13.00		Total	521110	- Fringe Benefits - Medical Insurance					\$222,535	
13.00		Total	521120	- Fringe Benefits - Dental Insurance					\$15,860	
13.00		Total	521130	- Fringe Benefits - Vision Insurance					\$1,781	
13.00		Total	521140	- Fringe Benefits - Accidental Death Dismemberment					\$194	
13.00		Total	521150	- Fringe Benefits - Long-Term Disability					\$2,600	
13.00		Total	521160	- Fringe Benefits - Life Insurance					\$3,316	
1.00	41960	Remedy Replacement			101000	2215117000	NR	NR	350,000	
1.00		Total	530100	- Cont Serv - External Provider					\$350,000	
1.00	30665	Replacement Database Licenses			101003	2210112000	NR	NR	405,169	
1.00		Total	530101	- Cont Serv - Computer Programming Services					\$405,169	
1.00	15634	Application Services			101003	2213115000	NR	NR	715,882	
1.00	41954	Application Services			101000	2213115000	NR	NR	34,118	
1.00	25981	IT Services			101000	2215117000	NR	NR	193,000	
3.00		Total	530197	- Cont Serv - IT Consulting Services (NON OPS)					\$943,000	
1.00	15729	Office Supplies			101000	2215117000	NR	NR	2,255	
1.00		Total	541510	- Oper Expense - Parts,Supp - Office					\$2,255	
		Total	APPLICATION DEVELOPMENT							\$3,587,878

MISSION SUPPORT

MI60	SYSTEMS ADMINISTRATION		Fund	FundCenter	Fund Prg	Grant	Amount
Qty	Item	Name					
5.00	Total	510100 - Salaries and Wages - Regular					\$532,272
5.00	Total	520900 - Fringe Benefits - FICA Taxes Employer Share					\$40,719
5.00	Total	521010 - Fringe Benefits - FRS Retirement Contrib					\$88,786
5.00	Total	521110 - Fringe Benefits - Medical Insurance					\$81,925
5.00	Total	521120 - Fringe Benefits - Dental Insurance					\$6,100
5.00	Total	521130 - Fringe Benefits - Vision Insurance					\$685
5.00	Total	521140 - Fringe Benefits - Accidental Death Dismemberment					\$74
5.00	Total	521150 - Fringe Benefits - Long-Term Disability					\$1,000
5.00	Total	521160 - Fringe Benefits - Life Insurance					\$1,260
1.00	12407	Small Tools - Infrastructure	101000	2212114000	NR	NR	6,750
1.00	Total	541504 - Oper Expense - Parts,Supp - Computer					\$6,750
1.00	16285	Virtual Desktop Infrastructure	401003	2212114000	NR	NR	800,000
1.00	Total	589310 - Capital Outlay - Equipment Computer Hardware					\$800,000
	Total	SYSTEMS ADMINISTRATION					\$1,559,571

MISSION SUPPORT

MI61	TELECOMMUNICATIONS		Fund	FundCenter	Fund Prg	Grant	Amount
Qty	Item	Name					
1.00	12590	Telecommunications Parts	101000	2215117000	NR	NR	9,000
1.00		Total 541500 - Oper Expense - Parts and Supplies					\$9,000
1.00	18217	Cellular Voice & Data	101000	2215117000	NR	NR	10,613
1.00		Total 543501 - Oper Expense - Cell Phones					\$10,613
1.00	15774	IT - Cell Phone Stipend	101000	2210112000	NR	NR	187,664
1.00		Total 543502 - Oper Expense - Cell Phone Stipend					\$187,664
1.00	14269	Telecommunications Services	202000	2215117000	NR	NR	286,993
1.00		Total 543700 - Oper Expense - Utilities					\$286,993
		Total TELECOMMUNICATIONS					\$494,270

MISSION SUPPORT

MI62	NETWORK SUPPORT		Fund	FundCenter	Fund Prg	Grant	Amount
Qty	Item	Name					
1.00	13645	Audio Visual Services	101000	2212114000	NR	NR	38,398
1.00	12958	Network Cabling Services	101000	2216118000	NR	NR	23,000
2.00		Total 530100 - Cont Serv - External Provider					\$61,398
1.00	12408	Uniforms/Safety Shoes	101000	2216118000	NR	NR	500
1.00		Total 541400 - Oper Expense - Tools/Equipment/PPE					\$500
1.00	12589	Network Parts	101000	2216118000	NR	NR	28,500
1.00		Total 541504 - Oper Expense - Parts,Supp - Computer					\$28,500
1.00	15711	Office Supplies	101000	2216118000	NR	NR	361
1.00		Total 541510 - Oper Expense - Parts,Supp - Office					\$361
1.00	12591	Audio Visual Parts	101000	2212114000	NR	NR	14,436
1.00		Total 541901 - Oper Expense - Meeting Expenses					\$14,436
1.00	16283	NETWORK END OF LIFE REPLACEMENTS	401003	2216118000	NR	NR	288,000
1.00		Total 589310 - Capital Outlay - Equipment Computer Hardware					\$288,000
		Total NETWORK SUPPORT					\$393,195

MISSION SUPPORT

MI70	GEOSPATIAL SERVICES		Fund	FundCenter	Fund Prg	Grant	Amount
Qty	Item	Name					
4.00	Total	510100 - Salaries and Wages - Regular					\$371,447
4.00	Total	520900 - Fringe Benefits - FICA Taxes Employer Share					\$28,415
4.00	Total	521010 - Fringe Benefits - FRS Retirement Contrib					\$57,891
4.00	Total	521110 - Fringe Benefits - Medical Insurance					\$65,540
4.00	Total	521120 - Fringe Benefits - Dental Insurance					\$4,880
4.00	Total	521130 - Fringe Benefits - Vision Insurance					\$548
4.00	Total	521140 - Fringe Benefits - Accidental Death Dismemberment					\$60
4.00	Total	521150 - Fringe Benefits - Long-Term Disability					\$800
4.00	Total	521160 - Fringe Benefits - Life Insurance					\$1,028
1.00	41938	Planet Labs All Time Access	101000	2217116000	NR	NR	6,333
1.00	41937	Planet Labs Planet Scope Monitoring	101000	2217116000	NR	NR	8,012
1.00	41939	Planet Labs Planet Scope Subscription	101000	2217116000	NR	NR	77,056
1.00	41958	Satellite Imagery	101000	2217116000	NR	NR	150,000
4.00	Total	530100 - Cont Serv - External Provider					\$241,401
1.00	12341	Basemap Parcel Updates	101000	2217116000	NR	NR	16,180
1.00	Total	530197 - Cont Serv - IT Consulting Services (NON OPS)					\$16,180
	Total	GEOSPATIAL SERVICES					\$788,190

MISSION SUPPORT

MR80	PUBLIC RECORDS & RECORDS MGMT				Fund	FundCenter	Fund Prg	Grant	Amount	
Qty	Item	Name								
1.30		Total	510100	- Salaries and Wages - Regular					\$92,854	
1.30		Total	520900	- Fringe Benefits - FICA Taxes Employer Share					\$7,104	
1.30		Total	521010	- Fringe Benefits - FRS Retirement Contrib					\$12,656	
1.30		Total	521110	- Fringe Benefits - Medical Insurance					\$22,730	
1.30		Total	521120	- Fringe Benefits - Dental Insurance					\$1,586	
1.30		Total	521130	- Fringe Benefits - Vision Insurance					\$178	
1.30		Total	521140	- Fringe Benefits - Accidental Death Dismemberment					\$20	
1.30		Total	521150	- Fringe Benefits - Long-Term Disability					\$260	
1.30		Total	521160	- Fringe Benefits - Life Insurance					\$334	
1.00	12961	Micrographics & Imaging Services	101000	6210240000	NR	NR			10,000	
1.00	12960	Offsite Records Storage	101000	6210240000	NR	NR			60,000	
1.00	12959	Policy and Procedures Municipal Code-MCC	101000	6710247000	NR	NR			4,000	
3.00		Total	530100	- Cont Serv - External Provider					\$74,000	
1.00	15356	Bank Card Fees	101000	6710247000	NR	NR			1,900	
1.00		Total	543300	- Oper Expense - Other Fees					\$1,900	
		Total	PUBLIC RECORDS & RECORDS MGMT							\$213,622

MISSION SUPPORT

MR82	ADMINISTRATION - GB & EXEC				Fund	FundCenter	Fund Prg	Grant	Amount
Qty	Item	Name							
2.00		Total	510100	- Salaries and Wages - Regular					\$159,222
2.00		Total	520900	- Fringe Benefits - FICA Taxes Employer Share					\$12,180
2.00		Total	521010	- Fringe Benefits - FRS Retirement Contrib					\$21,702
2.00		Total	521110	- Fringe Benefits - Medical Insurance					\$36,105
2.00		Total	521120	- Fringe Benefits - Dental Insurance					\$2,440
2.00		Total	521130	- Fringe Benefits - Vision Insurance					\$274
2.00		Total	521140	- Fringe Benefits - Accidental Death Dismemberment					\$30
2.00		Total	521150	- Fringe Benefits - Long-Term Disability					\$400
2.00		Total	521160	- Fringe Benefits - Life Insurance					\$509
1.00	12287	Advertising - FAW Notices	101000	6710247000	NR	NR			4,000
1.00		Total	530105	- Cont Serv - Advertising Services					\$4,000
1.00	15719	Office Supplies	101000	6710247000	NR	NR			2,477
1.00		Total	541510	- Oper Expense - Parts,Supp - Office					\$2,477
1.00	12027	Meeting Expenses - GB Services	101000	6710247000	NR	NR			50,000
1.00		Total	541901	- Oper Expense - Meeting Expenses					\$50,000
1.00	13288	Business Travel - Governing Board	101000	6710247000	NR	NR			50,000
1.00		Total	542100	- Oper Expense - District Travel					\$50,000
1.00	12441	Dues & Memberships	101000	6710247000	NR	NR			745
1.00		Total	542310	- Oper Expense - Memberships, Dues and Fees					\$745

MISSION SUPPORT

MR82 ADMINISTRATION - GB & EXEC

<u>Qty</u>	<u>Item</u>	<u>Name</u>	<u>Fund</u>	<u>FundCenter</u>	<u>Fund Prg</u>	<u>Grant</u>	<u>Amount</u>
	Total	ADMINISTRATION - GB & EXEC					<u>\$340,084</u>

MISSION SUPPORT

MR83 ADMINISTRATION - WRAC

Qty	Item	Name	Fund	FundCenter	Fund Prg	Grant	Amount
.70	Total	510100 - Salaries and Wages - Regular					\$56,493
.70	Total	520900 - Fringe Benefits - FICA Taxes Employer Share					\$4,322
.70	Total	521010 - Fringe Benefits - FRS Retirement Contrib					\$7,700
.70	Total	521110 - Fringe Benefits - Medical Insurance					\$11,470
.70	Total	521120 - Fringe Benefits - Dental Insurance					\$854
.70	Total	521130 - Fringe Benefits - Vision Insurance					\$96
.70	Total	521140 - Fringe Benefits - Accidental Death Dismemberment					\$10
.70	Total	521150 - Fringe Benefits - Long-Term Disability					\$140
.70	Total	521160 - Fringe Benefits - Life Insurance					\$180
1.00	12440	Meeting Expenses - WRAC	101000	6710247000	NR	NR	2,000
1.00	Total	541901 - Oper Expense - Meeting Expenses					\$2,000
	Total	ADMINISTRATION - WRAC					\$83,265

MISSION SUPPORT

MR91 INTERGOVERNMENTAL PROGRAMS - GOV & COMM AFFAIRS								
Qty	Item	Name	Fund	FundCenter	Fund Prg	Grant	Amount	
6.60		Total	510100	-	Salaries and Wages - Regular		\$566,051	
6.60		Total	520900	-	Fringe Benefits - FICA Taxes Employer Share		\$43,302	
6.60		Total	521010	-	Fringe Benefits - FRS Retirement Contrib		\$82,958	
6.60		Total	521110	-	Fringe Benefits - Medical Insurance		\$121,482	
6.60		Total	521120	-	Fringe Benefits - Dental Insurance		\$8,052	
6.60		Total	521130	-	Fringe Benefits - Vision Insurance		\$904	
6.60		Total	521140	-	Fringe Benefits - Accidental Death Dismemberment		\$98	
6.60		Total	521150	-	Fringe Benefits - Long-Term Disability		\$1,320	
6.60		Total	521160	-	Fringe Benefits - Life Insurance		\$1,696	
1.00	13290	Business Travel	101000	6511440000	NR	NR	7,000	
1.00		Total	542100	-	Oper Expense - District Travel		\$7,000	
		Total	INTERGOVERNMENTAL PROGRAMS - GOV & COMM AFFAIRS					\$832,863

MISSION SUPPORT

MR95 PUBLIC INFORMATION & MEDIA

Qty	Item	Name	Fund	FundCenter	Fund Prg	Grant	Amount
10.20		Total	510100	-	Salaries and Wages - Regular		\$943,185
10.20		Total	520900	-	Fringe Benefits - FICA Taxes Employer Share		\$73,406
10.20		Total	521010	-	Fringe Benefits - FRS Retirement Contrib		\$162,125
10.20		Total	521110	-	Fringe Benefits - Medical Insurance		\$182,375
10.20		Total	521120	-	Fringe Benefits - Dental Insurance		\$12,444
10.20		Total	521130	-	Fringe Benefits - Vision Insurance		\$1,397
10.20		Total	521140	-	Fringe Benefits - Accidental Death Dismemberment		\$153
10.20		Total	521150	-	Fringe Benefits - Long-Term Disability		\$2,040
10.20		Total	521160	-	Fringe Benefits - Life Insurance		\$2,621
6.00		Total	529990	-	Fringe Benefits - Other Personnel Benefits		\$36,114
1.00	17083	POLITICO Pro	101000	6210240000	NR	NR	3,100
1.00		Total	530102	-	Cont Serv - Computer Software Licenses		\$3,100
1.00	14316	Video Equipment	101000	6310242000	NR	NR	15,000
1.00		Total	530600	-	Cont Serv - Maintenance and Repairs		\$15,000
1.00	30702	Public Engagement & Outreach Materials	101000	6310242000	NR	NR	10,000
1.00	21121	Public Engagement & Outreach Materials	101000	6310242000	NR	NR	4,350
1.00	21003	Intergovernmental & Local Community Outr	101000	6511440000	NR	NR	4,700
3.00		Total	530810	-	Cont Serv - Exter Educ., Outreach & Public Info Partnerships		\$19,050
1.00	15357	Newspaper Subscriptions/Books	101000	6310242000	NR	NR	1,625
1.00			541100	-	Oper Expense - Books/Subscriptions		\$1,625

MISSION SUPPORT

MR95 PUBLIC INFORMATION & MEDIA

Qty	Item	Name	Fund	FundCenter	Fund Prg	Grant	Amount	
		Total	541100	-	Oper Expense - Books/Subscriptions			
1.00	23023	Office Supplies	101000	6010100000	NR	NR	500	
1.00	15723	Office Supplies	101000	6310242000	NR	NR	5,975	
1.00	15734	Office Supplies	101000	6511440000	NR	NR	300	
3.00		Total	541510	-	Oper Expense - Parts,Supp - Office		\$6,775	
1.00	23022	Business Travel	101000	6010100000	NR	NR	9,000	
1.00	21683	Business Travel	101000	6210240000	NR	NR	2,280	
1.00	15660	Business Travel	101000	6310242000	NR	NR	4,500	
1.00	15677	Business Travel	101000	6511440000	NR	NR	1,365	
4.00		Total	542100	-	Oper Expense - District Travel		\$17,145	
1.00	15244	Dues & Memberships	101000	6511440000	NR	NR	200	
1.00		Total	542310	-	Oper Expense - Memberships, Dues and Fees		\$200	
		Total	PUBLIC INFORMATION & MEDIA					\$1,478,755

MISSION SUPPORT

MR96 LOBBYING/LEGISLATIVE AFFAIRS

Qty	Item	Name	Fund	FundCenter	Fund Prg	Grant	Amount
1.00	13692	Lobby Tools	101000	6710247000	NR	NR	4,500
1.00		Total	530602	-	Cont Serv - Maint & Repairs - Computer Software		\$4,500
1.00	13295	Legislative Cooperative Position	202000	6511440000	NR	NR	27,000
1.00		Total	530900	-	Cont Serv - Professional		\$27,000
		Total			LOBBYING/LEGISLATIVE AFFAIRS		\$31,500

MISSION SUPPORT

MR97 FEDERAL & TRIBAL AFFAIRS

Qty	Item	Name	Fund	FundCenter	Fund Prg	Grant	Amount	
1.00	26022	Safety Shoes	101000	3310110000	NR	NR	200	
1.00		Total	541302	- Oper Expense - Safety Shoes			\$200	
1.00	15831	Training and Conference - Cultural Resrs	101000	3301139100	NR	NR	450	
1.00		Total	542000	- Oper Expense - Conference Registrations			\$450	
1.00	15366	Business Travel - Cultural Resources	101000	3301139100	NR	NR	450	
1.00		Total	542100	- Oper Expense - District Travel			\$450	
		Total	FEDERAL & TRIBAL AFFAIRS					\$1,100

MISSION SUPPORT

MS10	EMERGENCY MANAGEMENT				Fund	FundCenter	Fund Prg	Grant	Amount
Qty	Item	Name							
1.00		Total	510100	- Salaries and Wages - Regular					\$108,805
1.00		Total	520900	- Fringe Benefits - FICA Taxes Employer Share					\$8,324
1.00		Total	521010	- Fringe Benefits - FRS Retirement Contrib					\$14,830
1.00		Total	521110	- Fringe Benefits - Medical Insurance					\$21,150
1.00		Total	521120	- Fringe Benefits - Dental Insurance					\$1,220
1.00		Total	521130	- Fringe Benefits - Vision Insurance					\$137
1.00		Total	521140	- Fringe Benefits - Accidental Death Dismemberment					\$15
1.00		Total	521150	- Fringe Benefits - Long-Term Disability					\$200
1.00		Total	521160	- Fringe Benefits - Life Insurance					\$257
1.00	13503	EM-Training & Conference			101000	2011107000	NR	NR	350
1.00	13446	Training & Conferences			101000	2011107000	NR	NR	7,450
2.00		Total	542300	- Oper Expense - Travel for Training					\$7,800
1.00	41902	Professional Memberships			101000	2011107000	NR	NR	700
1.00		Total	542310	- Oper Expense - Memberships, Dues and Fees					\$700
		Total	EMERGENCY MANAGEMENT						\$163,438

MISSION SUPPORT

MS20 SAFETY MANAGEMENT

Qty	Item	Name	Fund	FundCenter	Fund Prg	Grant	Amount
3.30	Total	510100 - Salaries and Wages - Regular					\$260,989
3.30	Total	520900 - Fringe Benefits - FICA Taxes Employer Share					\$20,542
3.30	Total	521010 - Fringe Benefits - FRS Retirement Contrib					\$36,600
3.30	Total	521110 - Fringe Benefits - Medical Insurance					\$54,071
3.30	Total	521120 - Fringe Benefits - Dental Insurance					\$4,026
3.30	Total	521130 - Fringe Benefits - Vision Insurance					\$452
3.30	Total	521140 - Fringe Benefits - Accidental Death Dismemberment					\$49
3.30	Total	521150 - Fringe Benefits - Long-Term Disability					\$660
3.30	Total	521160 - Fringe Benefits - Life Insurance					\$834
1.00	13703	Safety Electronic Monitoring Equip.	601000	2114308300	NR	NR	3,600
1.00	Total	530600 - Cont Serv - Maintenance and Repairs					\$3,600
1.00	13704	Industrial Hygiene Services	601000	2114308300	NR	NR	5,000
1.00	Total	530900 - Cont Serv - Professional					\$5,000
1.00	35511	District-wide Safety Training	601000	2114308300	NR	NR	300,000
1.00	Total	530910 - Cont Serv - Training Services - On Site					\$300,000
1.00	13708	Books & Reference Materials	601000	2114308300	NR	NR	200
1.00	13706	Codes and Standards	601000	2114308300	NR	NR	1,166
1.00	13707	National Safety Council - DDC (Lease)	601000	2114308300	NR	NR	450
3.00	Total	541100 - Oper Expense - Books/Subscriptions					\$1,816
1.00	13709	Safety Shoes	601000	2114308300	NR	NR	150

MISSION SUPPORT

MS20 SAFETY MANAGEMENT

Qty	Item	Name	Fund	FundCenter	Fund Prg	Grant	Amount
1.00	13710	Small Tools/Equip/Gauges	601000	2114308300	NR	NR	3,350
2.00		Total 541400 - Oper Expense - Tools/Equipment/PPE					\$3,500
1.00	15454	EOC Part & Supplies	101000	2114308300	NR	NR	900
1.00	15212	EOC Supplies	101000	2114308300	NR	NR	337
1.00	15648	Office Supplies	101000	2114308300	NR	NR	451
1.00	15453	Other Parts & Supplies	101000	2114308300	NR	NR	450
4.00		Total 541500 - Oper Expense - Parts and Supplies					\$2,138
1.00	15679	Business Travel	101000	2114308300	NR	NR	1,455
1.00	15662	Safety - Business Travel	101000	2114308300	NR	NR	913
2.00		Total 542100 - Oper Expense - District Travel					\$2,368
1.00	13502	Safety - Dues & Memberships	101000	2114308300	NR	NR	67
1.00	13722	Safety Dues/Memberships	601000	2114308300	NR	NR	1,600
2.00		Total 542310 - Oper Expense - Memberships, Dues and Fees					\$1,667
1.00	13723	Professional Licenses	601000	2114308300	NR	NR	3,500
1.00		Total 542400 - Oper Expense - Professional Licenses					\$3,500
		Total SAFETY MANAGEMENT					\$701,812

MISSION SUPPORT

MS30 SECURITY MANAGEMENT

Qty	Item	Name	Fund	FundCenter	Fund Prg	Grant	Amount
2.00		Total	510100	-	Salaries and Wages - Regular		\$161,283
2.00		Total	520900	-	Fringe Benefits - FICA Taxes Employer Share		\$12,338
2.00		Total	521010	-	Fringe Benefits - FRS Retirement Contrib		\$21,983
2.00		Total	521110	-	Fringe Benefits - Medical Insurance		\$32,770
2.00		Total	521120	-	Fringe Benefits - Dental Insurance		\$2,440
2.00		Total	521130	-	Fringe Benefits - Vision Insurance		\$274
2.00		Total	521140	-	Fringe Benefits - Accidental Death Dismemberment		\$30
2.00		Total	521150	-	Fringe Benefits - Long-Term Disability		\$400
2.00		Total	521160	-	Fringe Benefits - Life Insurance		\$514
1.00	12964	Security - Dist. Security Systems	101000	2111109200	NR	NR	16,125
1.00	12965	Security - District Access Control	101000	2111109200	NR	NR	13,312
2.00		Total	530100	-	Cont Serv - External Provider		\$29,437
1.00	12568	District Locksmith Services	101000	2111109200	NR	NR	10,000
1.00	12565	Security - District CCTV Maint	101000	2111109200	NR	NR	16,000
1.00	12971	Security - District Gate Maintenance	101000	2111109200	NR	NR	9,250
1.00	12566	Security - HQ Security Sytems Maint	101000	2111109200	NR	NR	22,500
1.00	13702	Security - Win-Pack System Maint.	101000	2111109200	NR	NR	16,875
1.00	16155	Security Access Control Software Upgrade	101003	2111109200	NR	NR	2,677
1.00	16171	Security HQ Replace Access Control Panel	101003	2111109200	NR	NR	12,402
1.00	16154	Security Replace Analog & IP Cameras	101003	2111109200	NR	NR	10,037
1.00	41161	Security Replavce 8 NVRs (Network Video)	101000	2111109200	NR	NR	104,664
1.00	12567	Security-District Intrusion Alarm Maint	101000	2111109200	NR	NR	13,312
10.00		Total	530600	-	Cont Serv - Maintenance and Repairs		\$217,717

MISSION SUPPORT

MS30 SECURITY MANAGEMENT

Qty	Item	Name	Fund	FundCenter	Fund Prg	Grant	Amount
1.00	12570	Security - Special Security Guard Svcs.	101000	2111109200	NR	NR	8,733
1.00	17090	Security Guard Contract	101000	2111109200	NR	NR	40,610
1.00	12569	Security Guard Contract	101003	2111109200	NR	NR	380,000
3.00		Total 531100 - Cont Serv - General Maintenance					\$429,343
1.00	12572	Security - Maint & Repair Supplies	101000	2111109200	NR	NR	2,250
1.00	12571	Security - Parts & Fittings	101000	2111109200	NR	NR	6,465
2.00		Total 541500 - Oper Expense - Parts and Supplies					\$8,715
1.00	15746	Security - Office Supplies	101000	2111109200	NR	NR	1,002
1.00		Total 541510 - Oper Expense - Parts,Supp - Office					\$1,002
1.00	16156	Security SC's Replace Access Control Pan	401003	2111109200	NR	NR	12,402
1.00		Total 589100 - Capital Outlay - Buildings					\$12,402
1.00	16157	Security HQ B1 - Replace DVR	401003	2111109200	NR	NR	9,500
1.00		Total 589300 - Capital Outlay - Equipment					\$9,500
		Total SECURITY MANAGEMENT					\$940,148

MISSION SUPPORT

MV01 MISSION SUPPORT - FLEET

Qty	Item	Name	Fund	FundCenter	Fund Prg	Grant	Amount
.10	Total	510100 - Salaries and Wages - Regular					\$3,971
.10	Total	520900 - Fringe Benefits - FICA Taxes Employer Share					\$335
.10	Total	521010 - Fringe Benefits - FRS Retirement Contrib					\$596
.10	Total	521110 - Fringe Benefits - Medical Insurance					\$1,639
.10	Total	521120 - Fringe Benefits - Dental Insurance					\$122
.10	Total	521130 - Fringe Benefits - Vision Insurance					\$14
.10	Total	521140 - Fringe Benefits - Accidental Death Dismemberment					\$2
.10	Total	521150 - Fringe Benefits - Long-Term Disability					\$20
.10	Total	521160 - Fringe Benefits - Life Insurance					\$26
1.00	27609	Fuel Master Annual Service Fees	214001	5005170400	NR	2144	14,500
1.00	Total	530602 - Cont Serv - Maint & Repairs - Computer Software					\$14,500
1.00	15216	Oil Change Services & Repairs-Adm Fleet	214001	5005170400	NR	2144	23,735
1.00	17340	Pumping Operations - Fleet	214001	5210173100	NR	2144	5,178
2.00	Total	530608 - Cont Serv - Maint & Repairs - Vehicles					\$28,913
1.00	15612	Mission Support - Fleet	214001	5210173100	NR	2144	79,164
1.00	Total	540030 - Oper Expense - Inventory Other Fuels					\$79,164
1.00	18200	Sectional Navigational Charts	101000	2110108500	NR	NR	230
1.00	Total	541100 - Oper Expense - Books/Subscriptions					\$230
1.00	15217	Mission Support - Fleet	214001	5005170400	NR	2144	50,000
1.00	Total	541250 - Oper Expense - Vehicle Fuel Card Consumed					\$50,000

MISSION SUPPORT

MV01 MISSION SUPPORT - FLEET

Qty	Item	Name	Fund	FundCenter	Fund Prg	Grant	Amount
1.00	18224	Parts & Supplies	101000	2110108500	NR	NR	2,642
1.00		Total 541500 - Oper Expense - Parts and Supplies					\$2,642
1.00	17801	Pumping Operations - Fleet	214001	5210173100	NR	2144	19,000
1.00		Total 541502 - Oper Expense - Parts,Supp - Fleet					\$19,000
1.00	15712	Office Supplies	101000	2110108500	NR	NR	271
1.00		Total 541510 - Oper Expense - Parts,Supp - Office					\$271
1.00	13401	SUN PASS TOLL FUNDING	101000	5005170400	NR	NR	58,000
1.00		Total 542100 - Oper Expense - District Travel					\$58,000
1.00	97	Dues & Memberships	101000	2110108500	NR	NR	790
1.00		Total 542310 - Oper Expense - Memberships, Dues and Fees					\$790
1.00	18229	Bell Helicopter Recurrent Training	101000	2110108500	NR	NR	2,150
1.00		Total 542400 - Oper Expense - Professional Licenses					\$2,150
		Total MISSION SUPPORT - FLEET					\$262,385

WATER SUPPLY

DA01	WATER SUPPLY PLAN DEVELOPMENT							
Qty	Item	Name	Fund	FundCenter	Fund Prg	Grant	Amount	
7.70		Total	510100	-	Salaries and Wages - Regular		\$707,006	
7.70		Total	520900	-	Fringe Benefits - FICA Taxes Employer Share		\$54,088	
7.70		Total	521010	-	Fringe Benefits - FRS Retirement Contrib		\$107,895	
7.70		Total	521110	-	Fringe Benefits - Medical Insurance		\$127,602	
7.70		Total	521120	-	Fringe Benefits - Dental Insurance		\$9,394	
7.70		Total	521130	-	Fringe Benefits - Vision Insurance		\$1,057	
7.70		Total	521140	-	Fringe Benefits - Accidental Death Dismemberment		\$121	
7.70		Total	521150	-	Fringe Benefits - Long-Term Disability		\$1,540	
7.70		Total	521160	-	Fringe Benefits - Life Insurance		\$1,981	
1.00	15642	Alliance for Water Efficiency Dues	101000	4315450000	NR	NR	525	
1.00	15627	WateReuse Association Dues	101000	4315450000	NR	NR	412	
2.00		Total	542310	-	Oper Expense - Memberships, Dues and Fees		\$937	
		Total	WATER SUPPLY PLAN DEVELOPMENT					\$1,011,621

WATER SUPPLY

DA02	COMPREHENSIVE PLAN & RELATED DOCUMENT REVIEWS						Amount
Qty	Item	Name	Fund	FundCenter	Fund Prg	Grant	
1.60	Total	510100 - Salaries and Wages - Regular					\$108,610
1.60	Total	520900 - Fringe Benefits - FICA Taxes Employer Share					\$8,308
1.60	Total	521010 - Fringe Benefits - FRS Retirement Contrib					\$14,804
1.60	Total	521110 - Fringe Benefits - Medical Insurance					\$26,216
1.60	Total	521120 - Fringe Benefits - Dental Insurance					\$1,952
1.60	Total	521130 - Fringe Benefits - Vision Insurance					\$220
1.60	Total	521140 - Fringe Benefits - Accidental Death Dismemberment					\$24
1.60	Total	521150 - Fringe Benefits - Long-Term Disability					\$320
1.60	Total	521160 - Fringe Benefits - Life Insurance					\$412
	Total	COMPREHENSIVE PLAN & RELATED DOCUMENT REVIEWS					\$160,866

WATER SUPPLY

DA03	CENTRAL FLORIDA WATER INITIATIVE							
Qty	Item	Name	Fund	FundCenter	Fund Prg	Grant	Amount	
4.25		Total	510100	-	Salaries and Wages - Regular		\$390,047	
4.25		Total	520900	-	Fringe Benefits - FICA Taxes Employer Share		\$29,841	
4.25		Total	521010	-	Fringe Benefits - FRS Retirement Contrib		\$57,603	
4.25		Total	521110	-	Fringe Benefits - Medical Insurance		\$71,069	
4.25		Total	521120	-	Fringe Benefits - Dental Insurance		\$5,185	
4.25		Total	521130	-	Fringe Benefits - Vision Insurance		\$582	
4.25		Total	521140	-	Fringe Benefits - Accidental Death Dismemberment		\$69	
4.25		Total	521150	-	Fringe Benefits - Long-Term Disability		\$850	
4.25		Total	521160	-	Fringe Benefits - Life Insurance		\$1,093	
3.00		Total	529990	-	Fringe Benefits - Other Personnel Benefits		\$322	
1.00	15901	CFWI Contractual Support	101000	4315450000	101287	NR	50,000	
1.00		Total	530100	-	Cont Serv - External Provider		\$50,000	
		Total	CENTRAL FLORIDA WATER INITIATIVE					\$606,661

WATER SUPPLY

DA04 TECHNICAL ASSISTANCE TO LOCAL GOV'T

Qty	Item	Name	Fund	FundCenter	Fund Prg	Grant	Amount
.40	Total	510100 - Salaries and Wages - Regular					\$27,152
.40	Total	520900 - Fringe Benefits - FICA Taxes Employer Share					\$2,078
.40	Total	521010 - Fringe Benefits - FRS Retirement Contrib					\$3,701
.40	Total	521110 - Fringe Benefits - Medical Insurance					\$6,554
.40	Total	521120 - Fringe Benefits - Dental Insurance					\$488
.40	Total	521130 - Fringe Benefits - Vision Insurance					\$54
.40	Total	521140 - Fringe Benefits - Accidental Death Dismemberment					\$6
.40	Total	521150 - Fringe Benefits - Long-Term Disability					\$80
.40	Total	521160 - Fringe Benefits - Life Insurance					\$102
	Total	TECHNICAL ASSISTANCE TO LOCAL GOV'T					\$40,215

WATER SUPPLY

DB01	WATER SUPPLY PLAN IMPLEMENTATION							
Qty	Item	Name	Fund	FundCenter	Fund Prg	Grant	Amount	
1.90		Total	510100	-	Salaries and Wages - Regular		\$184,752	
1.90		Total	520900	-	Fringe Benefits - FICA Taxes Employer Share		\$14,134	
1.90		Total	521010	-	Fringe Benefits - FRS Retirement Contrib		\$32,864	
1.90		Total	521110	-	Fringe Benefits - Medical Insurance		\$33,992	
1.90		Total	521120	-	Fringe Benefits - Dental Insurance		\$2,318	
1.90		Total	521130	-	Fringe Benefits - Vision Insurance		\$261	
1.90		Total	521140	-	Fringe Benefits - Accidental Death Dismemberment		\$29	
1.90		Total	521150	-	Fringe Benefits - Long-Term Disability		\$380	
1.90		Total	521160	-	Fringe Benefits - Life Insurance		\$479	
1.00	15741	Office Supplies	101000	4310156000	NR	NR	902	
1.00		Total	541510	-	Oper Expense - Parts,Supp - Office		\$902	
1.00	15159	Training & Conferences	101000	4409160000	NR	NR	1,800	
1.00		Total	542000	-	Oper Expense - Conference Registrations		\$1,800	
1.00	15696	District Business Travel	101000	4409160000	NR	NR	2,425	
1.00		Total	542100	-	Oper Expense - District Travel		\$2,425	
1.00	12859	Professional Licenses	101000	4315450000	NR	NR	900	
1.00		Total	542400	-	Oper Expense - Professional Licenses		\$900	
		Total	WATER SUPPLY PLAN IMPLEMENTATION					\$275,236

WATER SUPPLY

DD01 REGULATORY INITIATIVES

Qty	Item	Name	Fund	FundCenter	Fund Prg	Grant	Amount
2.50	Total	510100 - Salaries and Wages - Regular					\$221,807
2.50	Total	520900 - Fringe Benefits - FICA Taxes Employer Share					\$16,967
2.50	Total	521010 - Fringe Benefits - FRS Retirement Contrib					\$37,212
2.50	Total	521110 - Fringe Benefits - Medical Insurance					\$40,964
2.50	Total	521120 - Fringe Benefits - Dental Insurance					\$3,050
2.50	Total	521130 - Fringe Benefits - Vision Insurance					\$342
2.50	Total	521140 - Fringe Benefits - Accidental Death Dismemberment					\$39
2.50	Total	521150 - Fringe Benefits - Long-Term Disability					\$500
2.50	Total	521160 - Fringe Benefits - Life Insurance					\$642
1.00	15300	FAWN	101000	4315450000	100721	NR	75,000
1.00	Total	545040 - Oper Expense - Interagency Public Univ					\$75,000
	Total	REGULATORY INITIATIVES					\$396,523

WATER SUPPLY

DE01	ALTERNATIVE WATER SUPPLY - DISTRICT WIDE							
Qty	Item	Name	Fund	FundCenter	Fund Prg	Grant	Amount	
1.00		Total	510100	-	Salaries and Wages - Regular		\$85,771	
1.00		Total	520900	-	Fringe Benefits - FICA Taxes Employer Share		\$6,561	
1.00		Total	521010	-	Fringe Benefits - FRS Retirement Contrib		\$11,691	
1.00		Total	521110	-	Fringe Benefits - Medical Insurance		\$16,387	
1.00		Total	521120	-	Fringe Benefits - Dental Insurance		\$1,220	
1.00		Total	521130	-	Fringe Benefits - Vision Insurance		\$138	
1.00		Total	521140	-	Fringe Benefits - Accidental Death Dismemberment		\$17	
1.00		Total	521150	-	Fringe Benefits - Long-Term Disability		\$200	
1.00		Total	521160	-	Fringe Benefits - Life Insurance		\$258	
1.00	24262	2024 SA1737 Alt Water Supply Prg	205000	4315450000	101220	2146	22,000,000	
1.00		Total	545000	-	Oper Expense - Interagency Local		\$22,000,000	
		Total	ALTERNATIVE WATER SUPPLY - DISTRICT WIDE					\$22,122,243

WATER SUPPLY

DF01	HYDROGEOLOGIC DATA GATHERING						
Qty	Item	Name	Fund	FundCenter	Fund Prg	Grant	Amount
7.90		Total	510100	-	Salaries and Wages - Regular		\$634,825
7.90		Total	520900	-	Fringe Benefits - FICA Taxes Employer Share		\$48,564
7.90		Total	521010	-	Fringe Benefits - FRS Retirement Contrib		\$93,053
7.90		Total	521110	-	Fringe Benefits - Medical Insurance		\$131,834
7.90		Total	521120	-	Fringe Benefits - Dental Insurance		\$9,638
7.90		Total	521130	-	Fringe Benefits - Vision Insurance		\$1,086
7.90		Total	521140	-	Fringe Benefits - Accidental Death Dismemberment		\$125
7.90		Total	521150	-	Fringe Benefits - Long-Term Disability		\$1,580
7.90		Total	521160	-	Fringe Benefits - Life Insurance		\$1,992
1.00	14328	Geophysical Logging	101000	4314189000	NR	NR	18,893
1.00	18259	Groundwater Monitor Contractual Services	101000	4314189000	NR	NR	125,193
1.00	14329	Hydrogeologic Data Archiving	101000	4314189000	NR	NR	15,000
1.00	14330	Monthly GW Level Measurements	101000	4314189000	NR	NR	14,400
1.00	18261	Regional Floridan Groundwater Network	101000	4314189000	101153	NR	20,000
1.00	46771	Saltwater Intrusion Monitor- Well Constr	101000	4314189000	NR	NR	100,000
1.00	15113	Cont Serv - GW Maint/Repair	101000	5511184600	NR	NR	43,551
7.00		Total	530100	-	Cont Serv - External Provider		\$337,037
1.00	14326	Emergency Wellhead Repairs	101000	4314189000	NR	NR	50,000
1.00		Total	530600	-	Cont Serv - Maintenance and Repairs		\$50,000
1.00	13805	Books / Subscriptions / References	101000	4314189000	NR	NR	270
1.00		Total	541100	-	Oper Expense - Books/Subscriptions		\$270
1.00	14327	Parts & Supplies - Field Equipment	101000	4314189000	NR	NR	26,800

WATER SUPPLY

DF01	HYDROGEOLOGIC DATA GATHERING				Fund	FundCenter	Fund Prg	Grant	Amount
Qty	Item	Name							
1.00		Total	541500	- Oper Expense - Parts and Supplies					\$26,800
1.00	46772	Desktops for Groundwater Modelers	101000	4314189000	NR	NR		30,000	
1.00		Total	541590	- Oper Expense - Attractive Items				\$30,000	
1.00	15085	Training & Conferences	101000	4409160000	NR	NR		2,700	
1.00		Total	542000	- Oper Expense - Conference Registrations				\$2,700	
1.00	33530	Travel - Field Work	101000	4409160000	NR	NR		4,200	
1.00		Total	542100	- Oper Expense - District Travel				\$4,200	
1.00	15082	Professional Licenses	101000	4314189000	NR	NR		1,765	
1.00		Total	542400	- Oper Expense - Professional Licenses				\$1,765	
1.00	15106	FTL USGS GW CORE NETWORK (WS)	202000	5512185500	101247	NR		474,133	
1.00	15101	FTL USGS GW CORE NETWORK (WS)	101000	5512185500	101247	NR		438,257	
1.00	15102	ORL USGS GW CORE NETWORK	101000	5512185500	101247	NR		97,530	
3.00		Total	545020	- Oper Expense - Interagency Federal Matching				\$1,009,920	
		Total		HYDROGEOLOGIC DATA GATHERING				\$2,385,389	

WATER SUPPLY

DF02	SUB REGIONAL WATER SUPPLY				Fund	FundCenter	Fund Prg	Grant	Amount
Qty	Item	Name							
7.50	Total	510100	- Salaries and Wages - Regular						\$661,832
7.50	Total	520900	- Fringe Benefits - FICA Taxes Employer Share						\$50,628
7.50	Total	521010	- Fringe Benefits - FRS Retirement Contrib						\$92,793
7.50	Total	521110	- Fringe Benefits - Medical Insurance						\$123,843
7.50	Total	521120	- Fringe Benefits - Dental Insurance						\$9,150
7.50	Total	521130	- Fringe Benefits - Vision Insurance						\$1,028
7.50	Total	521140	- Fringe Benefits - Accidental Death Dismemberment						\$115
7.50	Total	521150	- Fringe Benefits - Long-Term Disability						\$1,500
7.50	Total	521160	- Fringe Benefits - Life Insurance						\$1,928
1.00	14294	GW Model Peer Reviews		101000	4314189000	NR	NR		89,000
1.00	Total	530900	- Cont Serv - Professional						\$89,000
	Total	SUB REGIONAL WATER SUPPLY							\$1,031,817

WATER SUPPLY

DF06	S MIAMI-DADE HYDROLOGIC ANALYSIS				Fund	FundCenter	Fund Prg	Grant	Amount
Qty	Item	Name							
.40	Total	510100	-	Salaries and Wages - Regular					\$41,071
.40	Total	520900	-	Fringe Benefits - FICA Taxes Employer Share					\$3,142
.40	Total	521010	-	Fringe Benefits - FRS Retirement Contrib					\$6,462
.40	Total	521110	-	Fringe Benefits - Medical Insurance					\$6,555
.40	Total	521120	-	Fringe Benefits - Dental Insurance					\$488
.40	Total	521130	-	Fringe Benefits - Vision Insurance					\$55
.40	Total	521140	-	Fringe Benefits - Accidental Death Dismemberment					\$7
.40	Total	521150	-	Fringe Benefits - Long-Term Disability					\$80
.40	Total	521160	-	Fringe Benefits - Life Insurance					\$103
	Total	S MIAMI-DADE HYDROLOGIC ANALYSIS							\$57,963

WATER SUPPLY

DF07	POST-PROCESSING MODEL RUN				Fund	FundCenter	Fund Prg	Grant	Amount
Qty	Item	Name							
.70	Total	510100	-	Salaries and Wages - Regular					\$66,896
.70	Total	520900	-	Fringe Benefits - FICA Taxes Employer Share					\$5,118
.70	Total	521010	-	Fringe Benefits - FRS Retirement Contrib					\$11,704
.70	Total	521110	-	Fringe Benefits - Medical Insurance					\$11,470
.70	Total	521120	-	Fringe Benefits - Dental Insurance					\$854
.70	Total	521130	-	Fringe Benefits - Vision Insurance					\$96
.70	Total	521140	-	Fringe Benefits - Accidental Death Dismemberment					\$11
.70	Total	521150	-	Fringe Benefits - Long-Term Disability					\$140
.70	Total	521160	-	Fringe Benefits - Life Insurance					\$180
	Total	POST-PROCESSING MODEL RUN							\$96,469

WATER SUPPLY

DZ00		INTERGOVERNMENTAL SUPPORT						
Qty	Item	Name	Fund	FundCenter	Fund Prg	Grant	Amount	
.75	Total	510100 - Salaries and Wages - Regular					\$100,313	
.75	Total	520900 - Fringe Benefits - FICA Taxes Employer Share					\$7,675	
.75	Total	521010 - Fringe Benefits - FRS Retirement Contrib					\$21,797	
.75	Total	521110 - Fringe Benefits - Medical Insurance					\$13,479	
.75	Total	521120 - Fringe Benefits - Dental Insurance					\$915	
.75	Total	521130 - Fringe Benefits - Vision Insurance					\$104	
.75	Total	521140 - Fringe Benefits - Accidental Death Dismemberment					\$11	
.75	Total	521150 - Fringe Benefits - Long-Term Disability					\$150	
.75	Total	521160 - Fringe Benefits - Life Insurance					\$194	
6.00	Total	529990 - Fringe Benefits - Other Personnel Benefits					\$339,081	
1.00	35504	Medical Claims Paid	602000	2114308300	NR	NR	9,015,204	
1.00	Total	590100 - Internal Service Fund (ISF) - Medical Claims Paid					\$9,015,204	
.33	14026	Dental Claims Paid	602000	2114308300	NR	NR	698,681	
.33	Total	590110 - Internal Service Fund (ISF) - Dental Claims Paid					\$698,681	
.33	14027	Vision Claims Paid	602000	2114308300	NR	NR	99,045	
.33	Total	590120 - ISF - Vision Claims Paid					\$99,045	
.33	14028	Administrator Fees Paid	602000	2114308300	NR	NR	770,484	
.33	Total	590160 - ISF - Administrator Fees Paid					\$770,484	
.33	14029	Actuarial Service Fees Paid	602000	2114308300	NR	NR	4,950	

WATER SUPPLY

DZ00 INTERGOVERNMENTAL SUPPORT

Qty	Item	Name	Fund	FundCenter	Fund Prg	Grant	Amount
.33		Total	590170	-	ISF - Actuarial Service Fees Paid		\$4,950
		Total	INTERGOVERNMENTAL SUPPORT				\$11,072,083

REGULATION

HA00 ENVIRONMENTAL RESOURCE PERMITTING

Qty	Item	Name	Fund	FundCenter	Fund Prg	Grant	Amount
54.80	Total	510100 - Salaries and Wages - Regular					\$4,320,542
54.80	Total	520900 - Fringe Benefits - FICA Taxes Employer Share					\$334,073
54.80	Total	521010 - Fringe Benefits - FRS Retirement Contrib					\$631,616
54.80	Total	521110 - Fringe Benefits - Medical Insurance					\$918,875
54.80	Total	521120 - Fringe Benefits - Dental Insurance					\$66,856
54.80	Total	521130 - Fringe Benefits - Vision Insurance					\$7,522
54.80	Total	521140 - Fringe Benefits - Accidental Death Dismemberment					\$814
54.80	Total	521150 - Fringe Benefits - Long-Term Disability					\$10,960
53.80	Total	521160 - Fringe Benefits - Life Insurance					\$13,441
1.00	14314	Scanning - Large Volume	101000	4213153000	NR	NR	13,958
1.00	Total	530100 - Cont Serv - External Provider					\$13,958
1.00	15364	Advertising - Legal Ads	101000	4213153000	NR	NR	1,000
1.00	Total	530105 - Cont Serv - Advertising Services					\$1,000
1.00	14315	Contract Staff Application Processing	101000	4213153000	NR	NR	31,733
1.00	Total	530190 - Cont Serv - External Provider (OPS)					\$31,733
1.00	24645	BART Maintenance	101003	2110108500	NR	NR	650
1.00	12537	BART Maintenance	101000	2110108500	NR	NR	3,500
2.00	Total	530602 - Cont Serv - Maint & Repairs - Computer Software					\$4,150
1.00	15267	Pilot Services	101003	2110108500	NR	NR	13,000
1.00	Total	530900 - Cont Serv - Professional					\$13,000

REGULATION

HA00 ENVIRONMENTAL RESOURCE PERMITTING

Qty	Item	Name	Fund	FundCenter	Fund Prg	Grant	Amount
1.00	16158	Aircraft Fuel	101000	2110108500	NR	NR	57,110
1.00		Total 540030 - Oper Expense - Inventory Other Fuels					\$57,110
1.00	21679	Aircraft Data Subscriptions	101003	2110108500	NR	NR	5,000
1.00	85	Books / Subscriptions / References	101000	4213153000	NR	NR	1,500
2.00		Total 541100 - Oper Expense - Books/Subscriptions					\$6,500
1.00	18243	Uniforms	101000	2110108500	NR	NR	1,500
1.00	71	Small Tools & Equipment	101000	4212152000	NR	NR	975
1.00	15080	Small Tools & Equipment	101000	4214333000	NR	NR	1,350
1.00	11978	Small Tools & Equipment	101000	4216330000	NR	NR	1,650
1.00	42	Small Tools & Equipment	101000	4218332000	NR	NR	1,250
5.00		Total 541400 - Oper Expense - Tools/Equipment/PPE					\$6,725
1.00	19297	407 Unscheduled Maintenance	101003	2110108500	NR	NR	46,401
1.00	24646	5000 Hour Inspection	101003	2110108500	NR	NR	23,645
1.00	18226	Parts & Supplies - Credit Card Purchases	101000	2110108500	NR	NR	55,605
3.00		Total 541500 - Oper Expense - Parts and Supplies					\$125,651
1.00	15148	Turbidity Samples	101000	4216330000	NR	NR	450
1.00		Total 541506 - Oper Expense - Parts,Supp - Laboratory					\$450
1.00	15707	Office Supplies	101000	4213153000	NR	NR	4,500
1.00	15721	Office Supplies	101000	4214333000	NR	NR	1,500
1.00	15755	Office Supplies	101000	4216330000	NR	NR	1,600
1.00	15754	Office Supplies	101000	4218332000	NR	NR	1,200
4.00		Total 541510 - Oper Expense - Parts,Supp - Office					\$8,800
1.00	12540	PBIA I.D. Background Check Renewals	101000	2110108500	NR	NR	450
1.00		Total 541900 - Oper Expense - Other					\$450
1.00	15650	Business Travel	101000	4200154000	NR	NR	5,000
1.00	15661	Business Travel - Pilot Duty	101000	5003170600	NR	NR	877
2.00		Total 542100 - Oper Expense - District Travel					\$5,877

REGULATION

HA00 ENVIRONMENTAL RESOURCE PERMITTING

Qty	Item	Name	Fund	FundCenter	Fund Prg	Grant	Amount
1.00	18228	Bell Helicopter Recurrent Training	101000	2110108500	NR	NR	27,010
1.00		Total 542400 - Oper Expense - Professional Licenses					\$27,010
1.00	12650	Credit Card Processing Fees for E Permit	101000	4213153000	NR	NR	95,000
1.00		Total 543300 - Oper Expense - Other Fees					\$95,000
1.00	12346	Permit Recording in County Public Rcds	101000	4213153000	NR	NR	35,775
1.00		Total 543301 - Oper Expense - Permits & Fees					\$35,775
1.00	15079	Postage	101000	4214333000	NR	NR	1,300
1.00	13287	Postage	101000	4216330000	NR	NR	1,300
1.00	38	Postage	101000	4218332000	NR	NR	1,300
3.00		Total 543600 - Oper Expense - Postage					\$3,900
1.00	27610	Hangar/Office Rental	101000	2111109200	NR	NR	55,551
1.00		Total 543650 - Oper Expense - Space Rental					\$55,551
		Total ENVIRONMENTAL RESOURCE PERMITTING					\$6,797,339

REGULATION

HA01 ENVIRONMENTAL RESOURCE PERMITTING COMPLIANCE

Qty	Item	Name	Fund	FundCenter	Fund Prg	Grant	Amount	
33.35	Total	510100 - Salaries and Wages - Regular					\$2,472,054	
33.35	Total	520900 - Fringe Benefits - FICA Taxes Employer Share					\$189,116	
33.35	Total	521010 - Fringe Benefits - FRS Retirement Contrib					\$344,514	
33.35	Total	521110 - Fringe Benefits - Medical Insurance					\$561,216	
33.35	Total	521120 - Fringe Benefits - Dental Insurance					\$40,687	
33.35	Total	521130 - Fringe Benefits - Vision Insurance					\$4,572	
33.35	Total	521140 - Fringe Benefits - Accidental Death Dismemberment					\$502	
33.35	Total	521150 - Fringe Benefits - Long-Term Disability					\$6,670	
33.35	Total	521160 - Fringe Benefits - Life Insurance					\$8,443	
1.00	56	Small Tools & Equipment	101000	4212152000	NR	NR	975	
1.00	Total	541400 - Oper Expense - Tools/Equipment/PPE					\$975	
1.00	15653	Business Travel	101000	4200154000	NR	NR	5,500	
1.00	Total	542100 - Oper Expense - District Travel					\$5,500	
	Total	ENVIRONMENTAL RESOURCE PERMITTING COMPLIANCE						\$3,634,249

REGULATION

HB00	WATER USE PERMITTING				Fund	FundCenter	Fund Prg	Grant	Amount	
Qty	Item	Name								
32.05		Total	510100	- Salaries and Wages - Regular					\$2,383,259	
32.05		Total	520900	- Fringe Benefits - FICA Taxes Employer Share					\$182,709	
32.05		Total	521010	- Fringe Benefits - FRS Retirement Contrib					\$332,202	
32.05		Total	521110	- Fringe Benefits - Medical Insurance					\$534,430	
32.05		Total	521120	- Fringe Benefits - Dental Insurance					\$39,101	
32.05		Total	521130	- Fringe Benefits - Vision Insurance					\$4,388	
32.05		Total	521140	- Fringe Benefits - Accidental Death Dismemberment					\$465	
32.05		Total	521150	- Fringe Benefits - Long-Term Disability					\$6,410	
32.05		Total	521160	- Fringe Benefits - Life Insurance					\$7,946	
1.00	84	Advertising - Legal Ads	101000	4213153000	NR	NR			52,000	
1.00		Total	530105	- Cont Serv - Advertising Services					\$52,000	
1.00	15764	Contract Staff - Scanning Prep	101000	4213153000	NR	NR			31,733	
1.00		Total	530190	- Cont Serv - External Provider (OPS)					\$31,733	
1.00	13806	Small Tools & Equipment	101000	4311157000	NR	NR			225	
1.00		Total	541400	- Oper Expense - Tools/Equipment/PPE					\$225	
1.00	15685	Business Travel	101000	4200154000	NR	NR			950	
1.00		Total	542100	- Oper Expense - District Travel					\$950	
		Total	WATER USE PERMITTING							\$3,575,818

REGULATION

HB01 WATER USE COMPLIANCE

Qty	Item	Name	Fund	FundCenter	Fund Prg	Grant	Amount
20.45	Total	510100 - Salaries and Wages - Regular					\$1,378,482
20.45	Total	520900 - Fringe Benefits - FICA Taxes Employer Share					\$105,455
20.45	Total	521010 - Fringe Benefits - FRS Retirement Contrib					\$187,889
20.45	Total	521110 - Fringe Benefits - Medical Insurance					\$338,647
20.45	Total	521120 - Fringe Benefits - Dental Insurance					\$24,949
20.45	Total	521130 - Fringe Benefits - Vision Insurance					\$2,799
20.45	Total	521140 - Fringe Benefits - Accidental Death Dismemberment					\$304
20.45	Total	521150 - Fringe Benefits - Long-Term Disability					\$4,090
20.45	Total	521160 - Fringe Benefits - Life Insurance					\$5,146
	Total	WATER USE COMPLIANCE					\$2,047,761

REGULATION

HZ00 REGULATION SUPPORT

Qty	Item	Name	Fund	FundCenter	Fund Prg	Grant	Amount
2.40	Total	510100 - Salaries and Wages - Regular					\$292,725
2.40	Total	520900 - Fringe Benefits - FICA Taxes Employer Share					\$22,393
2.40	Total	521010 - Fringe Benefits - FRS Retirement Contrib					\$76,089
2.40	Total	521110 - Fringe Benefits - Medical Insurance					\$44,566
2.40	Total	521120 - Fringe Benefits - Dental Insurance					\$2,928
2.40	Total	521130 - Fringe Benefits - Vision Insurance					\$329
2.40	Total	521140 - Fringe Benefits - Accidental Death Dismemberment					\$37
2.40	Total	521150 - Fringe Benefits - Long-Term Disability					\$480
2.40	Total	521160 - Fringe Benefits - Life Insurance					\$617
19.00	Total	529990 - Fringe Benefits - Other Personnel Benefits					\$625,987
.13	13023	Claims Handling Fee	601000	2114308300	NR	NR	10,530
.13	15363	Flexible Spending Account Fees	101000	2114308300	NR	NR	3,500
.13	12976	Insurance Brokerage Service (ALL)	601000	2114308300	NR	NR	3,640
1.00	41934	Administrative Contractor	101000	4213153000	NR	NR	24,000
1.00	41933	ERP Notices Reporting	101000	4213153000	NR	NR	3,000
1.00	41932	Large Volume Scanning	101000	4213153000	NR	NR	2,000
3.39	Total	530100 - Cont Serv - External Provider					\$46,670
1.00	41931	Water Use Permit Advertising	101000	4213153000	NR	NR	8,000
1.00	Total	530105 - Cont Serv - Advertising Services					\$8,000
1.00	9	Physicals - Level A-1 (Reg)	101000	2114308300	NR	NR	5,062
1.00	Total	530900 - Cont Serv - Professional					\$5,062

REGULATION

HZ00 REGULATION SUPPORT

Qty	Item	Name	Fund	FundCenter	Fund Prg	Grant	Amount
1.00	41927	District Uniforms	101000	4200154000	NR	NR	1,000
1.00		Total 541301 - Oper Expense - District Uniforms					\$1,000
1.00	15759	Office Supplies	101000	4200154000	NR	NR	493
1.00		Total 541510 - Oper Expense - Parts,Supp - Office					\$493
1.00	41125	Helicopter Insurance	601000	2114308300	NR	NR	44,000
1.00		Total 541830 - Oper Expense - Insurance Premiums Other Property					\$44,000
.34	13754	Unemployment Compensation Insurance	101000	2310117000	NR	NR	26,010
.34		Total 541860 - Oper Expense - Unemployment Tax					\$26,010
1.00	15084	Training & Conferences	101000	4200154000	NR	NR	8,000
1.00	41928	Hydric Soils SW Training	101000	4212152000	NR	NR	8,000
1.00	41929	Hydric Soils SW Training	101000	4213153000	NR	NR	8,000
3.00		Total 542000 - Oper Expense - Conference Registrations					\$24,000
1.00	15652	Business Travel	101000	4200154000	NR	NR	500
1.00		Total 542100 - Oper Expense - District Travel					\$500
1.00	15075	Dues & Memberships	101000	4200154000	NR	NR	500
1.00		Total 542310 - Oper Expense - Memberships, Dues and Fees					\$500
1.00	15147	Professional Licenses - Division	101000	4200154000	NR	NR	4,500
1.00		Total 542400 - Oper Expense - Professional Licenses					\$4,500
1.00	41930	Notifications Postage	101000	4213153000	NR	NR	3,600
1.00		Total 543600 - Oper Expense - Postage					\$3,600
1.00	35502	Medical Claims Paid	602000	2114308300	NR	NR	3,250,983
1.00		Total 590100 - Internal Service Fund (ISF) - Medical Claims Paid					\$3,250,983

REGULATION

HZ00 REGULATION SUPPORT

Qty	Item	Name	Fund	FundCenter	Fund Prg	Grant	Amount
.12	14026	Dental Claims Paid	602000	2114308300	NR	NR	254,066
.12		Total 590110 - Internal Service Fund (ISF) - Dental Claims Paid					\$254,066
.12	14027	Vision Claims Paid	602000	2114308300	NR	NR	36,016
.12		Total 590120 - ISF - Vision Claims Paid					\$36,016
.12	14028	Administrator Fees Paid	602000	2114308300	NR	NR	280,176
.12		Total 590160 - ISF - Administrator Fees Paid					\$280,176
.12	14029	Actuarial Service Fees Paid	602000	2114308300	NR	NR	1,800
.12		Total 590170 - ISF - Actuarial Service Fees Paid					\$1,800
		Total REGULATION SUPPORT					\$5,053,527

REGULATION

HZ10 REGULATION IT SUPPORT

Qty	Item	Name	Fund	FundCenter	Fund Prg	Grant	Amount
16.00	Total	510100 - Salaries and Wages - Regular					\$1,386,424
16.00	Total	520900 - Fringe Benefits - FICA Taxes Employer Share					\$107,096
16.00	Total	521010 - Fringe Benefits - FRS Retirement Contrib					\$197,917
16.00	Total	521110 - Fringe Benefits - Medical Insurance					\$262,160
16.00	Total	521120 - Fringe Benefits - Dental Insurance					\$19,520
16.00	Total	521130 - Fringe Benefits - Vision Insurance					\$2,192
16.00	Total	521140 - Fringe Benefits - Accidental Death Dismemberment					\$240
16.00	Total	521150 - Fringe Benefits - Long-Term Disability					\$3,200
16.00	Total	521160 - Fringe Benefits - Life Insurance					\$4,112
3.00	Total	529990 - Fringe Benefits - Other Personnel Benefits					\$60,403
1.00	18099	IT Security Outsourcing	101000	2211113000	NR	NR	15,080
1.00	25986	Network Cabling	101003	2216118000	NR	NR	25,000
2.00	Total	530100 - Cont Serv - External Provider					\$40,080
1.00	18082	Copier/Printer Lease	101000	2215117000	NR	NR	44,005
1.00	Total	530117 - Cont Serv - Copier Services					\$44,005
1.00	18094	IT Consulting	101000	2210112000	NR	NR	29,250
1.00	18087	SAP Services	101000	2218119000	NR	NR	156,994
2.00	Total	530197 - Cont Serv - IT Consulting Services (NON OPS)					\$186,244
1.00	18112	IT Hardware Maintenance	101000	2215117000	NR	NR	92,195
1.00	Total	530601 - Cont Serv - Maint & Repairs - Computer Hardware					\$92,195

REGULATION

HZ10 REGULATION IT SUPPORT

Qty	Item	Name	Fund	FundCenter	Fund Prg	Grant	Amount
1.00	18195	IT Software Maintenance	101003	2215117000	NR	NR	1,549,574
1.00		Total 530602 - Cont Serv - Maint & Repairs - Computer Software					\$1,549,574
1.00	18205	Desktop Refresh	101000	2212114000	NR	NR	14,000
1.00		Total 541504 - Oper Expense - Parts,Supp - Computer					\$14,000
1.00	18215	Cellular Voice & Data	101000	2215117000	NR	NR	8,114
1.00		Total 543501 - Oper Expense - Cell Phones					\$8,114
1.00	18220	Telecommunications Services	101000	2215117000	NR	NR	86,770
1.00		Total 543700 - Oper Expense - Utilities					\$86,770
		Total REGULATION IT SUPPORT					\$4,064,246

COASTAL WATERSHEDS

JA01	LOCAL INITIATIVES - IRLIT				Fund	FundCenter	Fund Prg	Grant	Amount
Qty	Item	Name							
.20	Total	510100	-	Salaries and Wages - Regular					\$17,264
.20	Total	520900	-	Fringe Benefits - FICA Taxes Employer Share					\$1,321
.20	Total	521010	-	Fringe Benefits - FRS Retirement Contrib					\$2,353
.20	Total	521110	-	Fringe Benefits - Medical Insurance					\$3,277
.20	Total	521120	-	Fringe Benefits - Dental Insurance					\$244
.20	Total	521130	-	Fringe Benefits - Vision Insurance					\$27
.20	Total	521140	-	Fringe Benefits - Accidental Death Dismemberment					\$3
.20	Total	521150	-	Fringe Benefits - Long-Term Disability					\$40
.20	Total	521160	-	Fringe Benefits - Life Insurance					\$51
	Total	LOCAL INITIATIVES - IRLIT							\$24,580

COASTAL WATERSHEDS

JA02 IRL LICENSE TAG PROGRAM

Qty	Item	Name	Fund	FundCenter	Fund Prg	Grant	Amount
.20	Total	510100 - Salaries and Wages - Regular					\$19,344
.20	Total	520900 - Fringe Benefits - FICA Taxes Employer Share					\$1,480
.20	Total	521010 - Fringe Benefits - FRS Retirement Contrib					\$4,087
.20	Total	521110 - Fringe Benefits - Medical Insurance					\$4,230
.20	Total	521120 - Fringe Benefits - Dental Insurance					\$244
.20	Total	521130 - Fringe Benefits - Vision Insurance					\$27
.20	Total	521140 - Fringe Benefits - Accidental Death Dismemberment					\$3
.20	Total	521150 - Fringe Benefits - Long-Term Disability					\$40
.20	Total	521160 - Fringe Benefits - Life Insurance					\$51
3.00	Total	529990 - Fringe Benefits - Other Personnel Benefits					\$1,557
1.00	16046	IRL Tag Program - Martin	212000	6511440000	NR	79	25,507
1.00	16048	IRL Tag Program - Palm Beach	212000	6511440000	NR	79	21,326
1.00	16047	IRL Tag Program - St. Lucie	212000	6511440000	NR	79	16,167
3.00	Total	545000 - Oper Expense - Interagency Local					\$63,000
	Total	IRL LICENSE TAG PROGRAM					\$94,063

COASTAL WATERSHEDS

JA10	APPLIED RESEARCH & MODEL DEVELOPMENT & APPLICATION							
Qty	Item	Name	Fund	FundCenter	Fund Prg	Grant	Amount	
6.05		Total	510100	-	Salaries and Wages - Regular		\$433,558	
6.05		Total	520900	-	Fringe Benefits - FICA Taxes Employer Share		\$33,630	
6.05		Total	521010	-	Fringe Benefits - FRS Retirement Contrib		\$59,918	
6.05		Total	521110	-	Fringe Benefits - Medical Insurance		\$99,136	
6.05		Total	521120	-	Fringe Benefits - Dental Insurance		\$7,381	
6.05		Total	521130	-	Fringe Benefits - Vision Insurance		\$830	
6.05		Total	521140	-	Fringe Benefits - Accidental Death Dismemberment		\$94	
6.05		Total	521150	-	Fringe Benefits - Long-Term Disability		\$1,210	
6.05		Total	521160	-	Fringe Benefits - Life Insurance		\$1,514	
1.00	17144	Estuary Phytoplankton Study	101000	4411161000	101212	NR	5,000	
1.00		Total	541506	-	Oper Expense - Parts,Supp - Laboratory		\$5,000	
1.00	15105	FTL USGS SW INDIAN RIVER LAGOON	101000	5512185500	101247	NR	58,742	
1.00		Total	545020	-	Oper Expense - Interagency Federal Matching		\$58,742	
1.00	17143	Estuary Phytoplankton Study	101000	4411161000	101212	NR	30,000	
1.00		Total	545040	-	Oper Expense - Interagency Public Univ		\$30,000	
		Total	APPLIED RESEARCH & MODEL DEVELOPMENT & APPLICATION					\$731,013

COASTAL WATERSHEDS

JA50	ESTUARY PROTECTION PLAN		Fund	FundCenter	Fund Prg	Grant	Amount
Qty	Item	Name					
2.15	Total	510100 - Salaries and Wages - Regular					\$191,179
2.15	Total	520900 - Fringe Benefits - FICA Taxes Employer Share					\$14,627
2.15	Total	521010 - Fringe Benefits - FRS Retirement Contrib					\$26,058
2.15	Total	521110 - Fringe Benefits - Medical Insurance					\$35,710
2.15	Total	521120 - Fringe Benefits - Dental Insurance					\$2,623
2.15	Total	521130 - Fringe Benefits - Vision Insurance					\$298
2.15	Total	521140 - Fringe Benefits - Accidental Death Dismemberment					\$38
2.15	Total	521150 - Fringe Benefits - Long-Term Disability					\$430
2.15	Total	521160 - Fringe Benefits - Life Insurance					\$556
1.00	15103	FTL USGS SW ST. LUCIE ESTUARY	101000	5512185500	101247	NR	36,684
1.00	Total	545020 - Oper Expense - Interagency Federal Matching					\$36,684
	Total	ESTUARY PROTECTION PLAN					\$308,203

COASTAL WATERSHEDS

JA58	ST. LUCIE SOURCE CONTROL				Fund	FundCenter	Fund Prg	Grant	Amount
Qty	Item	Name							
.20	Total	510100	-	Salaries and Wages - Regular					\$11,074
.20	Total	520900	-	Fringe Benefits - FICA Taxes Employer Share					\$847
.20	Total	521010	-	Fringe Benefits - FRS Retirement Contrib					\$1,509
.20	Total	521110	-	Fringe Benefits - Medical Insurance					\$3,277
.20	Total	521120	-	Fringe Benefits - Dental Insurance					\$244
.20	Total	521130	-	Fringe Benefits - Vision Insurance					\$27
.20	Total	521140	-	Fringe Benefits - Accidental Death Dismemberment					\$3
.20	Total	521150	-	Fringe Benefits - Long-Term Disability					\$40
.20	Total	521160	-	Fringe Benefits - Life Insurance					\$51
	Total	ST. LUCIE SOURCE CONTROL							\$17,072

COASTAL WATERSHEDS

JA59 SLRW UPSTREAM MONITORING

Qty	Item	Name	Fund	FundCenter	Fund Prg	Grant	Amount
1.90	Total	510100 - Salaries and Wages - Regular					\$112,922
1.90	Total	520900 - Fringe Benefits - FICA Taxes Employer Share					\$8,638
1.90	Total	521010 - Fringe Benefits - FRS Retirement Contrib					\$15,392
1.90	Total	521110 - Fringe Benefits - Medical Insurance					\$31,135
1.90	Total	521120 - Fringe Benefits - Dental Insurance					\$2,318
1.90	Total	521130 - Fringe Benefits - Vision Insurance					\$262
1.90	Total	521140 - Fringe Benefits - Accidental Death Dismemberment					\$29
1.90	Total	521150 - Fringe Benefits - Long-Term Disability					\$380
1.90	Total	521160 - Fringe Benefits - Life Insurance					\$476
1.00	21073	N Everglades Exp Upstream Monit Cont Srv	214001	4513169600	101236	NR	114,138
1.00	17104	SLR WQ Monitoring	101000	4513169600	NR	NR	13,500
1.00	15157	St. Lucie Tributaries WQM	225000	4513169600	NR	2140	62,100
3.00	Total	530100 - Cont Serv - External Provider					\$189,738
1.00	21072	N Everglades Exp Upstream Monit Cont Srv	214001	4511167100	101236	NR	69,333
1.00	Total	530122 - Cont Serv - Science and Tech. Support Services					\$69,333
1.00	21075	N Everg Exp Upstream Monit WQMS Fld Sup	214001	4513169200	101236	NR	1,400
1.00	Total	541500 - Oper Expense - Parts and Supplies					\$1,400
1.00	15156	Lab P/S SLT WQM	101000	4511167100	NR	NR	32,000
1.00	21076	N Everglades Exp Upstream Monit Lab Sup	214001	4511167100	101236	NR	5,408

COASTAL WATERSHEDS

JA59 SLRW UPSTREAM MONITORING

Qty	Item	Name	Fund	FundCenter	Fund Prg	Grant	Amount
2.00		Total	541506	-	Oper Expense - Parts,Supp - Laboratory		\$37,408
		Total	SLRW UPSTREAM MONITORING				\$469,431

COASTAL WATERSHEDS

JB01	LOCAL INITIATIVES -LRPI				Fund	FundCenter	Fund Prg	Grant	Amount
Qty	Item	Name							
.10	Total	510100	-	Salaries and Wages - Regular					\$8,403
.10	Total	520900	-	Fringe Benefits - FICA Taxes Employer Share					\$643
.10	Total	521010	-	Fringe Benefits - FRS Retirement Contrib					\$1,145
.10	Total	521110	-	Fringe Benefits - Medical Insurance					\$1,639
.10	Total	521120	-	Fringe Benefits - Dental Insurance					\$122
.10	Total	521130	-	Fringe Benefits - Vision Insurance					\$14
.10	Total	521140	-	Fringe Benefits - Accidental Death Dismemberment					\$1
.10	Total	521150	-	Fringe Benefits - Long-Term Disability					\$20
.10	Total	521160	-	Fringe Benefits - Life Insurance					\$21
	Total	LOCAL INITIATIVES -LRPI							\$12,008

COASTAL WATERSHEDS

Qty	Item	Name	Fund	FundCenter	Fund Prg	Grant	Amount
1.55	Total	510100 - Salaries and Wages - Regular					\$111,658
1.55	Total	520900 - Fringe Benefits - FICA Taxes Employer Share					\$8,542
1.55	Total	521010 - Fringe Benefits - FRS Retirement Contrib					\$15,221
1.55	Total	521110 - Fringe Benefits - Medical Insurance					\$25,398
1.55	Total	521120 - Fringe Benefits - Dental Insurance					\$1,891
1.55	Total	521130 - Fringe Benefits - Vision Insurance					\$213
1.55	Total	521140 - Fringe Benefits - Accidental Death Dismemberment					\$22
1.55	Total	521150 - Fringe Benefits - Long-Term Disability					\$310
1.55	Total	521160 - Fringe Benefits - Life Insurance					\$389
1.00	15525	Loxahatchee Sci Plan Parts & Supplies	202000	4411161000	101210	NR	2,500
1.00	Total	541500 - Oper Expense - Parts and Supplies					\$2,500
1.00	15104	FTL USGS SW LOXAHATCHEE MFLS	101000	5512185500	101247	NR	20,327
1.00	Total	545020 - Oper Expense - Interagency Federal Matching					\$20,327
	Total	APPLIED RESEARCH & MODEL DEVELOPMENT & APPLICATION					\$186,471

COASTAL WATERSHEDS

JC01 LOCAL INITIATIVES - LAKE WORTH LAGOON

Qty	Item	Name	Fund	FundCenter	Fund Prg	Grant	Amount
1.00	20011	C-51 Sediment Trap Survey	101000	6510243000	NR	NR	17,500
1.00		Total	530100	-	Cont Serv - External Provider		\$17,500
		Total	LOCAL INITIATIVES - LAKE WORTH LAGOON				\$17,500

COASTAL WATERSHEDS

Qty	Item	Name	Fund	FundCenter	Fund Prg	Grant	Amount
.40	Total	510100 - Salaries and Wages - Regular					\$25,808
.40	Total	520900 - Fringe Benefits - FICA Taxes Employer Share					\$1,974
.40	Total	521010 - Fringe Benefits - FRS Retirement Contrib					\$3,517
.40	Total	521110 - Fringe Benefits - Medical Insurance					\$6,555
.40	Total	521120 - Fringe Benefits - Dental Insurance					\$488
.40	Total	521130 - Fringe Benefits - Vision Insurance					\$55
.40	Total	521140 - Fringe Benefits - Accidental Death Dismemberment					\$7
.40	Total	521150 - Fringe Benefits - Long-Term Disability					\$80
.40	Total	521160 - Fringe Benefits - Life Insurance					\$100
	Total	APPLIED RESEARCH & MODEL DEVELOPMENT & APPLICATION					\$38,584

COASTAL WATERSHEDS

JD10	APPLIED RESEARCH & MODEL DEVELOPMENT & APPLICATION							Amount
Qty	Item	Name	Fund	FundCenter	Fund Prg	Grant		
.25	Total	510100 - Salaries and Wages - Regular					\$26,705	
.25	Total	520900 - Fringe Benefits - FICA Taxes Employer Share					\$2,043	
.25	Total	521010 - Fringe Benefits - FRS Retirement Contrib					\$3,640	
.25	Total	521110 - Fringe Benefits - Medical Insurance					\$4,097	
.25	Total	521120 - Fringe Benefits - Dental Insurance					\$305	
.25	Total	521130 - Fringe Benefits - Vision Insurance					\$35	
.25	Total	521140 - Fringe Benefits - Accidental Death Dismemberment					\$4	
.25	Total	521150 - Fringe Benefits - Long-Term Disability					\$50	
.25	Total	521160 - Fringe Benefits - Life Insurance					\$65	
1.00	15072	Lab P/S Biscayne Bay	101000	4511167100	NR	NR	3,900	
1.00	Total	541506 - Oper Expense - Parts,Supp - Laboratory					\$3,900	
	Total	APPLIED RESEARCH & MODEL DEVELOPMENT & APPLICATION					\$40,844	

COASTAL WATERSHEDS

JE10 APPLIED RESEARCH & MODEL DEVELOPMENT & APPLICATION							
Qty	Item	Name	Fund	FundCenter	Fund Prg	Grant	Amount
3.65		Total	510100	-	Salaries and Wages - Regular		\$275,605
3.65		Total	520900	-	Fringe Benefits - FICA Taxes Employer Share		\$21,085
3.65		Total	521010	-	Fringe Benefits - FRS Retirement Contrib		\$38,499
3.65		Total	521110	-	Fringe Benefits - Medical Insurance		\$60,286
3.65		Total	521120	-	Fringe Benefits - Dental Insurance		\$4,453
3.65		Total	521130	-	Fringe Benefits - Vision Insurance		\$501
3.65		Total	521140	-	Fringe Benefits - Accidental Death Dismemberment		\$59
3.65		Total	521150	-	Fringe Benefits - Long-Term Disability		\$730
3.65		Total	521160	-	Fringe Benefits - Life Insurance		\$938
1.00	15511	FL Bay Maintenance	101000	4413163000	100281	NR	3,000
1.00		Total	530100	-	Cont Serv - External Provider		\$3,000
1.00	15500	FL Bay - Equipment Maintenance	101000	4413163000	100281	NR	6,000
1.00		Total	530600	-	Cont Serv - Maintenance and Repairs		\$6,000
1.00	15502	FL Bay - Field & Lab Supplies	101000	4413163000	100281	NR	7,033
1.00	15498	Nitrogen Assessment	101000	4413163000	100281	NR	5,000
1.00	46832	Parts and Supplies	228000	4413163000	NR	NR	8,732
1.00	15515	Sediment Dynamics - Parts/Supplies	101000	4413163000	100281	NR	10,000
4.00		Total	541500	-	Oper Expense - Parts and Supplies		\$30,765
1.00	15494	Sediment Dynamics - Lab Supplies	101000	4413163000	100281	NR	50,000
1.00	24227	Southern Everglades - Lab Supplies	101000	4413163000	100281	NR	3,153
1.00	14182	Lab P/S FL Bay	101000	4511167100	NR	NR	15,250
3.00		541506	-	Oper Expense - Parts,Supp - Laboratory			\$68,403

COASTAL WATERSHEDS

JE10 APPLIED RESEARCH & MODEL DEVELOPMENT & APPLICATION

Qty	Item	Name	Fund	FundCenter	Fund Prg	Grant	Amount	
		Total	541506	-	Oper Expense - Parts,Supp - Laboratory			
1.00	15504	FL Bay - Field Work & Meeting	101000	4409160000	100281	NR	10,000	
1.00		Total	542100	-	Oper Expense - District Travel		\$10,000	
1.00	15490	ENP Coop Agreement	101000	4413163000	100281	NR	16,575	
1.00	15510	Sediment Dynamics Floc Platform	101000	4413163000	100281	NR	8,000	
1.00	16140	FTL USGS SW Core Network(Mangrove LK)	101000	5512185500	101247	NR	27,095	
3.00		Total	545020	-	Oper Expense - Interagency Federal Matching		\$51,670	
1.00	34076	Florida Bay GEMM & Southern Everg Monit	101000	4413163000	100281	NR	260,000	
1.00	15499	Lake Eco Hydrology including Flows	101000	4413163000	100281	NR	90,000	
1.00	15887	Lakes Trophic Dynamics	101000	4413163000	100281	NR	98,847	
1.00	25716	SAV Assessments	101000	4413163000	100281	NR	40,000	
4.00		Total	545040	-	Oper Expense - Interagency Public Univ		\$488,847	
		Total	APPLIED RESEARCH & MODEL DEVELOPMENT & APPLICATION					\$1,060,841

COASTAL WATERSHEDS

JG00		PROGRAM SUPPORT BCB						
Qty	Item	Name	Fund	FundCenter	Fund Prg	Grant	Amount	
2.65		Total	510100	-	Salaries and Wages - Regular		\$236,421	
2.65		Total	520900	-	Fringe Benefits - FICA Taxes Employer Share		\$18,086	
2.65		Total	521010	-	Fringe Benefits - FRS Retirement Contrib		\$32,224	
2.65		Total	521110	-	Fringe Benefits - Medical Insurance		\$47,232	
2.65		Total	521120	-	Fringe Benefits - Dental Insurance		\$3,233	
2.65		Total	521130	-	Fringe Benefits - Vision Insurance		\$363	
2.65		Total	521140	-	Fringe Benefits - Accidental Death Dismemberment		\$39	
2.65		Total	521150	-	Fringe Benefits - Long-Term Disability		\$530	
2.65		Total	521160	-	Fringe Benefits - Life Insurance		\$661	
3.00		Total	529990	-	Fringe Benefits - Other Personnel Benefits		\$16,172	
1.00	13671	Maps & Blueprints	203000	6180238000	NR	NR	50	
1.00		Total	541000	-	Oper Expense - Maps and Blueprints		\$50	
1.00	13681	Parts & Supplies - Other	203000	6180238000	NR	NR	100	
1.00		Total	541500	-	Oper Expense - Parts and Supplies		\$100	
1.00	14324	Parts & Supplies - Photographic	203000	6180238000	NR	NR	50	
1.00		Total	541507	-	Oper Expense - Parts,Supp - Photographic		\$50	
1.00	13680	Office Supplies	203000	6180238000	NR	NR	2,000	
1.00		Total	541510	-	Oper Expense - Parts,Supp - Office		\$2,000	
1.00	15631	Meeting Expenses	203000	6180238000	NR	NR	710	

COASTAL WATERSHEDS

JG00		PROGRAM SUPPORT BCB						
Qty	Item	Name	Fund	FundCenter	Fund Prg	Grant	Amount	
1.00		Total	541901	-	Oper Expense - Meeting Expenses		\$710	
1.00	15087	Training & Conferences	203000	6180238000	NR	NR	3,500	
1.00		Total	542000	-	Oper Expense - Conference Registrations		\$3,500	
1.00	14346	District Business Travel	203000	6180238000	NR	NR	7,000	
1.00		Total	542100	-	Oper Expense - District Travel		\$7,000	
1.00	20033	Travel Training	203000	6180238000	NR	NR	500	
1.00		Total	542300	-	Oper Expense - Travel for Training		\$500	
1.00	15170	PE Licenses	203000	6180238000	NR	NR	820	
1.00		Total	542400	-	Oper Expense - Professional Licenses		\$820	
1.00	22963	Postage	203000	6180238000	NR	NR	50	
1.00		Total	543600	-	Oper Expense - Postage		\$50	
		Total	PROGRAM SUPPORT BCB					\$369,741

COASTAL WATERSHEDS

Qty	Item	Name	Fund	FundCenter	Fund Prg	Grant	Amount	
2.05		Total	510100	-	Salaries and Wages - Regular		\$244,332	
2.05		Total	520900	-	Fringe Benefits - FICA Taxes Employer Share		\$18,691	
2.05		Total	521010	-	Fringe Benefits - FRS Retirement Contrib		\$33,303	
2.05		Total	521110	-	Fringe Benefits - Medical Insurance		\$33,590	
2.05		Total	521120	-	Fringe Benefits - Dental Insurance		\$2,501	
2.05		Total	521130	-	Fringe Benefits - Vision Insurance		\$281	
2.05		Total	521140	-	Fringe Benefits - Accidental Death Dismemberment		\$32	
2.05		Total	521150	-	Fringe Benefits - Long-Term Disability		\$410	
2.05		Total	521160	-	Fringe Benefits - Life Insurance		\$527	
1.00	33562	BCB Water Quality Projects	203000	6180238000	NR	NR	500,000	
1.00		Total	545000	-	Oper Expense - Interagency Local		\$500,000	
1.00	27622	FTL USGS SW BIG CYPRESS	203000	5512185500	NR	NR	43,590	
1.00		Total	545020	-	Oper Expense - Interagency Federal Matching		\$43,590	
		Total	BIG CYPRESS BASIN					\$877,257

COASTAL WATERSHEDS

JG10 APPLIED RESEARCH & MODEL DEVELOPMENT & APPLICATION								
Qty	Item	Name	Fund	FundCenter	Fund Prg	Grant	Amount	
.90	Total	510100 - Salaries and Wages - Regular					\$94,985	
.90	Total	520900 - Fringe Benefits - FICA Taxes Employer Share					\$7,267	
.90	Total	521010 - Fringe Benefits - FRS Retirement Contrib					\$12,947	
.90	Total	521110 - Fringe Benefits - Medical Insurance					\$14,747	
.90	Total	521120 - Fringe Benefits - Dental Insurance					\$1,098	
.90	Total	521130 - Fringe Benefits - Vision Insurance					\$123	
.90	Total	521140 - Fringe Benefits - Accidental Death Dismemberment					\$14	
.90	Total	521150 - Fringe Benefits - Long-Term Disability					\$180	
.90	Total	521160 - Fringe Benefits - Life Insurance					\$231	
	Total	APPLIED RESEARCH & MODEL DEVELOPMENT & APPLICATION						\$131,592

COASTAL WATERSHEDS

JH01	LOCAL INITIATIVES - LOWER CHARLOTTE HARBOR				Fund	FundCenter	Fund Prg	Grant	Amount
Qty	Item	Name							
.10	Total	510100	-	Salaries and Wages - Regular					\$10,298
.10	Total	520900	-	Fringe Benefits - FICA Taxes Employer Share					\$788
.10	Total	521010	-	Fringe Benefits - FRS Retirement Contrib					\$1,404
.10	Total	521110	-	Fringe Benefits - Medical Insurance					\$1,639
.10	Total	521120	-	Fringe Benefits - Dental Insurance					\$122
.10	Total	521130	-	Fringe Benefits - Vision Insurance					\$14
.10	Total	521140	-	Fringe Benefits - Accidental Death Dismemberment					\$2
.10	Total	521150	-	Fringe Benefits - Long-Term Disability					\$20
.10	Total	521160	-	Fringe Benefits - Life Insurance					\$26
	Total	LOCAL INITIATIVES - LOWER CHARLOTTE HARBOR							\$14,313

COASTAL WATERSHEDS

J110		APPLIED RESEARCH & MODEL DEVELOPMENT & APPLICATION						
Qty	Item	Name	Fund	FundCenter	Fund Prg	Grant	Amount	
1.25	Total	510100 - Salaries and Wages - Regular					\$107,876	
1.25	Total	520900 - Fringe Benefits - FICA Taxes Employer Share					\$8,337	
1.25	Total	521010 - Fringe Benefits - FRS Retirement Contrib					\$14,852	
1.25	Total	521110 - Fringe Benefits - Medical Insurance					\$20,483	
1.25	Total	521120 - Fringe Benefits - Dental Insurance					\$1,525	
1.25	Total	521130 - Fringe Benefits - Vision Insurance					\$172	
1.25	Total	521140 - Fringe Benefits - Accidental Death Dismemberment					\$21	
1.25	Total	521150 - Fringe Benefits - Long-Term Disability					\$250	
1.25	Total	521160 - Fringe Benefits - Life Insurance					\$321	
	Total	APPLIED RESEARCH & MODEL DEVELOPMENT & APPLICATION						\$153,837

COASTAL WATERSHEDS

J150		ESTUARY PROTECTION PLAN						
Qty	Item	Name	Fund	FundCenter	Fund Prg	Grant	Amount	
1.90		Total	510100	-	Salaries and Wages - Regular		\$151,159	
1.90		Total	520900	-	Fringe Benefits - FICA Taxes Employer Share		\$11,647	
1.90		Total	521010	-	Fringe Benefits - FRS Retirement Contrib		\$20,752	
1.90		Total	521110	-	Fringe Benefits - Medical Insurance		\$31,614	
1.90		Total	521120	-	Fringe Benefits - Dental Insurance		\$2,318	
1.90		Total	521130	-	Fringe Benefits - Vision Insurance		\$264	
1.90		Total	521140	-	Fringe Benefits - Accidental Death Dismemberment		\$33	
1.90		Total	521150	-	Fringe Benefits - Long-Term Disability		\$380	
1.90		Total	521160	-	Fringe Benefits - Life Insurance		\$482	
1.00	32046	Caloosahatchee MFL's	225000	4411161000	NR	2140	185,000	
1.00	35495	Caloosahatchee Rvr Wshd Oyster Modeling	214002	4411161000	101400	NR	300,000	
1.00	15116	Cont Serv - Caloosahatchee River M/R	101000	5511184600	NR	NR	12,600	
3.00		Total	530100	-	Cont Serv - External Provider		\$497,600	
1.00	15526	WQ Instrumentation	101000	4411161000	101275	NR	3,500	
1.00		Total	541400	-	Oper Expense - Tools/Equipment/PPE		\$3,500	
1.00	14187	Lab P/S Caloosahatchee River Flowway	101000	4511167100	NR	NR	3,600	
1.00		Total	541506	-	Oper Expense - Parts,Supp - Laboratory		\$3,600	
		Total	ESTUARY PROTECTION PLAN					\$723,349

COASTAL WATERSHEDS

Qty	Item	Name	Fund	FundCenter	Fund Prg	Grant	Amount
4.10		Total	510100	-	Salaries and Wages - Regular		\$422,131
4.10		Total	520900	-	Fringe Benefits - FICA Taxes Employer Share		\$32,296
4.10		Total	521010	-	Fringe Benefits - FRS Retirement Contrib		\$57,536
4.10		Total	521110	-	Fringe Benefits - Medical Insurance		\$67,186
4.10		Total	521120	-	Fringe Benefits - Dental Insurance		\$5,002
4.10		Total	521130	-	Fringe Benefits - Vision Insurance		\$561
4.10		Total	521140	-	Fringe Benefits - Accidental Death Dismemberment		\$66
4.10		Total	521150	-	Fringe Benefits - Long-Term Disability		\$820
4.10		Total	521160	-	Fringe Benefits - Life Insurance		\$1,038
1.00	45610	NEEP C43 W WQ-Sci Supp	202000	4412162000	101178	NR	31,000
1.00	45624	NEEP C43 WQTP-AS Lab Anlys Contract	202000	4511167100	NR	NR	22,880
2.00		Total	530100	-	Cont Serv - External Provider		\$53,880
1.00	45611	NEEP C43 W WQ-Sci Supp (Lab)	202000	4412162000	101178	NR	550
1.00	46031	NEEP C43 W WQ-AS Lab Supplies	202002	4511167100	NR	NR	2,163
2.00		Total	541506	-	Oper Expense - Parts,Supp - Laboratory		\$2,713
1.00	41084	2024 SA1716 NEEPP Planning	425000	3302139300	NR	2140	2,752,900
1.00		Total	580720	-	Capital Outlay - AUC Design/Engineering Contracts		\$2,752,900
1.00	27176	2024 SA1716 NEEPP Boma FEB	425000	5613222000	101155	2140	24,400,000
1.00	32019	2024 SA1716 NEEPP C-43 WQTT Test Cells 2	425000	5613222000	101238	2140	1,000,000
2.00		Total	580800	-	Capital Outlay - Water Control Structures		\$25,400,000

COASTAL WATERSHEDS

J151 CALOOSAHATCHEE RIVER/ESTUARY PROJ

<u>Qty</u>	<u>Item</u>	<u>Name</u>	<u>Fund</u>	<u>FundCenter</u>	<u>Fund Prg</u>	<u>Grant</u>	<u>Amount</u>
	Total	CALOOSAHATCHEE RIVER/ESTUARY PROJ					\$28,796,129

COASTAL WATERSHEDS

J158 CALOOSAHATCHEE SOURCE CONTROL

Qty	Item	Name	Fund	FundCenter	Fund Prg	Grant	Amount
.80	Total	510100 - Salaries and Wages - Regular					\$46,114
.80	Total	520900 - Fringe Benefits - FICA Taxes Employer Share					\$3,527
.80	Total	521010 - Fringe Benefits - FRS Retirement Contrib					\$6,286
.80	Total	521110 - Fringe Benefits - Medical Insurance					\$13,109
.80	Total	521120 - Fringe Benefits - Dental Insurance					\$976
.80	Total	521130 - Fringe Benefits - Vision Insurance					\$109
.80	Total	521140 - Fringe Benefits - Accidental Death Dismemberment					\$12
.80	Total	521150 - Fringe Benefits - Long-Term Disability					\$160
.80	Total	521160 - Fringe Benefits - Life Insurance					\$190
	Total	CALOOSAHATCHEE SOURCE CONTROL					\$70,483

COASTAL WATERSHEDS

JI59		CRW UPSTREAM MONITORING								
Qty	Item	Name	Fund	FundCenter	Fund Prg	Grant			Amount	
1.80		Total	510100	-	Salaries and Wages - Regular				\$97,378	
1.80		Total	520900	-	Fringe Benefits - FICA Taxes Employer Share				\$7,449	
1.80		Total	521010	-	Fringe Benefits - FRS Retirement Contrib				\$13,273	
1.80		Total	521110	-	Fringe Benefits - Medical Insurance				\$29,497	
1.80		Total	521120	-	Fringe Benefits - Dental Insurance				\$2,196	
1.80		Total	521130	-	Fringe Benefits - Vision Insurance				\$248	
1.80		Total	521140	-	Fringe Benefits - Accidental Death Dismemberment				\$28	
1.80		Total	521150	-	Fringe Benefits - Long-Term Disability				\$360	
1.80		Total	521160	-	Fringe Benefits - Life Insurance				\$420	
1.00	21071	N Everg Exp Upstream Monit WQMS Cont Srv	214001	4513169600	101235	NR			103,548	
1.00		Total	530100	-	Cont Serv - External Provider				\$103,548	
1.00	21068	N Everglades Exp Upstream Monit Cont Srv	214001	4511167100	101235	NR			69,333	
1.00		Total	530122	-	Cont Serv - Science and Tech. Support Services				\$69,333	
1.00	21069	N Everg Exp Upstream Monit WQMS Fld Sup	214001	4513169200	101235	NR			1,400	
1.00		Total	541500	-	Oper Expense - Parts and Supplies				\$1,400	
1.00	21066	N Everglades Exp Upstream Monit Lab Sup	214001	4511167100	101235	NR			5,768	
1.00		Total	541506	-	Oper Expense - Parts,Supp - Laboratory				\$5,768	
		Total	CRW UPSTREAM MONITORING							\$330,898

COASTAL WATERSHEDS

JZ00 COASTAL WATERSHEDS PROGRAM SUPPORT

Qty	Item	Name	Fund	FundCenter	Fund Prg	Grant	Amount
8.95	Total	510100 - Salaries and Wages - Regular					\$797,129
8.95	Total	520900 - Fringe Benefits - FICA Taxes Employer Share					\$60,980
8.95	Total	521010 - Fringe Benefits - FRS Retirement Contrib					\$121,632
8.95	Total	521110 - Fringe Benefits - Medical Insurance					\$153,797
8.95	Total	521120 - Fringe Benefits - Dental Insurance					\$10,919
8.95	Total	521130 - Fringe Benefits - Vision Insurance					\$1,226
8.95	Total	521140 - Fringe Benefits - Accidental Death Dismemberment					\$137
8.95	Total	521150 - Fringe Benefits - Long-Term Disability					\$1,790
8.95	Total	521160 - Fringe Benefits - Life Insurance					\$2,295
1.00	13717	Parts Supplies & Exp	101000	4411161000	NR	NR	11,925
1.00	Total	541500 - Oper Expense - Parts and Supplies					\$11,925
1.00	15737	Office Supplies	101000	4411161000	NR	NR	451
1.00	Total	541510 - Oper Expense - Parts,Supp - Office					\$451
1.00	15834	Training & Conference-Loc Intergov Proj	101000	3301139100	NR	NR	900
1.00	13491	Training & Conferences	101000	4409160000	NR	NR	7,826
2.00	Total	542000 - Oper Expense - Conference Registrations					\$8,726
1.00	15477	Business Travel - Local Intergov't Proj	101000	3301139100	NR	NR	450
1.00	15693	Travel - Field Work	101000	4409160000	NR	NR	5,936
2.00	Total	542100 - Oper Expense - District Travel					\$6,386
1.00	15152	Professional Licenses	101000	4410160100	NR	NR	178

COASTAL WATERSHEDS

JZ00 COASTAL WATERSHEDS PROGRAM SUPPORT

Qty	Item	Name	Fund	FundCenter	Fund Prg	Grant	Amount	
1.00		Total	542400	-	Oper Expense - Professional Licenses		\$178	
1.00	25987	Publishing/Printing	101000	4411161000	NR	NR	2,265	
1.00		Total	543660	-	Oper Expense - Printing Services (non-outreach)		\$2,265	
		Total	COASTAL WATERSHEDS PROGRAM SUPPORT					\$1,179,836
		Grand Total						\$1,630,332,002



Ron DeSantis, Governor

SFWMD Governing Board

- Chauncey Goss, Chairman
- Scott Wagner, Vice Chairman
- Ron Bergeron Sr.
- Ben Butler
- Charlie E. Martinez
- Cheryl Meads
- Charlette Roman
- Jay Steinle

SFWMD Executive Management

- Drew Bartlett, Executive Director
- John Mitnik, Asst. Executive Director & Chief Engineer
- Jennifer Smith, Chief of Staff
- Jill Creech, Regulation Director
- Lucine Dadrian, Engineering, Construction & Modeling Director
- Maricruz Fincher, General Counsel
- Lawrence Glenn, Water Resources Director
- Candida Heater, Administrative Services Director
- Lisa Koehler, Big Cypress Basin Administrator
- Taniel Koushajian, Chief Communications & Public Policy Officer
- Dr. Carolina Maran, Chief of District Resiliency
- Akin Owosina, Chief Information Officer
- Jennifer Reynolds, Ecosystem Restoration Director
- Rich Virgil, Field Operations Director

Shawn Hamilton, Secretary,
Florida Department of
Environmental Protection

Get the latest information from SFWMD

Learn more by signing up for the District's emails.
Visit SFWMD.gov and click on "Subscribe for Email Updates."

Connect with us on Facebook, X, Instagram,
LinkedIn and YouTube.



3301 Gun Club Road
West Palm Beach, FL 33406
SFWMD.gov