

LUBBOCK COUNTY, TEXAS
Monthly Unaudited Financial Report
June 30, 2024



Prepared By: County Auditor's Office

Kathy Williams, County Auditor

Members of Government Finance Officers Association of the United States and
Canada

This report is available on the Internet

Lubbock County, Texas
 Unaudited Monthly Financial Report
 June 30, 2024
 Table of Contents

Description	Page Number
County Auditor’s Letter of Transmittal	3
Financial Statements:	
❖ Consolidated Balance Sheet – All Funds	4-7
❖ Bank Balances – All Funds	8
❖ Revenue Report – Account Summary	10-56
❖ Revenue Report – Group/Fund Summary	58-79
❖ Venue HOT & STVR Tax	28, 62, 75
Schedules:	
❖ Debt Service Maturity Schedules	80-87
❖ Investment Schedules	88-90
❖ Schedule of Transfers between Funds	91
❖ Sales Tax Summary	92
❖ Ad Valorem Collection Summary	93-94
Budget Status:	
❖ Budget Report – Account Summary	96-172
❖ Budget Report – Group/Fund Summary	174-196
❖ Venue HOT & STVR Tax	138, 179, 192

LUBBOCK COUNTY

Kathy Williams
County Auditor

Rhonda Scott
First Assistant Auditor



P.O. Box 10536
916 Main, Suite 700
Lubbock, Texas 79408-3536
Phone: (806) 775-1097
Fax: (806) 775-7917

August 12, 2024

The Honorable District Judges and the Honorable Members of the Commissioners' Court:

The unaudited and unadjusted financial report of Lubbock County, Texas, for the month ended June 30, 2024, is hereby submitted as required by the Local Governmental Code 114.025.

This report is presented in three sections, namely: Financial Statements, Schedules, and Budget Status.

Although this report is self explanatory, please do not hesitate to call the County Auditor's office for more information at (806) 775-1097. This report can be seen on the Internet at www.co.lubbock.tx.us.

Respectfully submitted,

A handwritten signature in blue ink that reads "Kathy Williams". The signature is fluid and cursive, with a long horizontal stroke at the end.

Kathy Williams
County Auditor

CONSOLIDATED BALANCE SHEET FOR 2024 9

OBJ	OBJ DESCRIPTION	NET CHANGE FOR PERIOD	ACCOUNT BALANCE
ASSETS			
100200	CASH ACCOUNT	341,750.33	8,699,289.85
100201	JURY FUND	.00	25,000.00
100202	FEDERAL TAX ACCOUNT	.00	5,000.00
100205	SO FORFEITED CONTRABAND	.00	229,381.51
100206	SO INMATE COMMISSARY ACCOUNT	.00	4,477,066.62
100207	SO INMATE PROGRAM DONATIONS	.00	7,154.96
100208	CDA BUSINESS CRIMES	-1,912.80	100,099.91
100209	CDA FORFEITED ASSETS	-631.75	110,156.02
100210	SPAT PROGRAM INCOME	4,215.99	64,016.66
100212	CDA JAG 22	196.64	48,150.57
100214	CDA JAG 21	29.69	7,271.24
100215	CDA JAG 23	-27,362.26	88,135.68
100235	JP1 CREDIT CARD	5,082.50	44,316.25
100236	JP1 E FILE ACCOUNT	-473.00	10,676.00
100238	JP2 CREDIT CARD	7,734.01	34,668.00
100239	JP2 E FILE ACCOUNT	-1,142.00	8,000.00
100241	JP3 CREDIT CARD	-2,535.50	34,797.00
100242	JP3 E FILE ACCOUNT	1,090.00	13,847.00
100244	JP4 CREDIT CARD	559.00	46,304.54
100245	JP4 E FILE ACCOUNT	353.00	8,341.00
100263	DRC REVENUE ACCOUNT	5,549.50	15,426.74
100290	Public works Credit Card	-4,450.00	8,180.00
100291	PRE-TRIAL - CREDIT CARD	502.85	1,171.85
100400	CHANGE FUNDS	.00	66,190.00
100403	CDA DEA INVESTIGATION	.00	10,000.00
100802	INVESTMENTS	.00	356,772.56
101901	DEA CASH LNB	.00	88,680.42
105000	CLAIM ON CASH	-6,349,551.04	255,132,626.28
117000	DELINQUENT TAXES	.00	3,868,430.25
119900	EST UNCOLL DLNQNT TAXES	.00	-3,385,029.43
122100	ACCOUNTS RECEIVABLE	-225,897.33	1,259,008.06
122700	A/R-CHAPTER 19 ELECTION FUNDS	1,589.00	1,589.00
126300	WOODROW VFD	.00	20,000.00
126500	WEST CARLISLE VFD	.00	50,000.00
127200	SHALLOWATER VFD	.00	165,767.00
127400	BUFFALO SPRINGS VFD	.00	9,200.00
129000	RETURNED CHECKS RECEIVABLE	.00	3,055.32
131100	ANDREWS COUNTY	-1,435.00	.00
131103	259TH JUDICIAL DISTRICT	-4,145.00	9,195.00
131500	GAINES COUNTY	1,375.00	5,750.00
131600	GARZA COUNTY	1,375.00	3,750.00
131700	HALE COUNTY	1,500.00	6,250.00
131703	HENDERSON COUNTY	1,875.00	1,875.00
131800	HOCKLEY COUNTY	1,460.00	14,325.00
131830	HOPKINS COUNTY	-1,750.00	.00
131900	LYNN COUNTY	-1,875.00	.00
131910	NAVARRO COUNTY	-875.00	7,625.00
132101	GRAY COUNTY	11,950.00	24,690.00

CONSOLIDATED BALANCE SHEET FOR 2024 9

OBJ	OBJ DESCRIPTION	NET CHANGE FOR PERIOD	ACCOUNT BALANCE
ASSETS			
132200	TERRY COUNTY	-125.00	3,750.00
132300	YOAKUM COUNTY	375.00	875.00
132410	PRESIDIO COUNTY	-500.00	.00
132600	DAWSON COUNTY	-2,250.00	1,625.00
132700	LAMB COUNTY	1,625.00	1,625.00
132800	BAILEY/PARMER COUNTIES	-3,750.00	.00
132900	MOORE COUNTY	-1,595.00	2,900.00
133100	DEAF SMITH COUNTY	9,875.00	19,865.00
133200	DALLAM COUNTY	-5,870.00	4,554.95
133600	ECTOR COUNTY	.00	79.95
133601	EASTLAND COUNTY	.00	5,220.00
133608	ERATH COUNTY	875.00	875.00
133700	REAGAN COUNTY	500.00	2,000.00
133800	WINKLER COUNTY	-750.00	1,250.00
134101	MIDLAND COUNTY	4,350.00	8,845.00
134200	RANDALL/POTTER COUNTY	-145.00	4,350.00
134300	BOWIE COUNTY	.00	1,250.00
135300	SWISHER/CASTRO COUNTY	-875.00	375.00
135401	NOLAN COUNTY	-375.00	.00
135801	100th JUDICIAL DISTRICT	-4,875.00	.00
136002	WARD COUNTY	-4.00	.00
139800	FINES, FEES, COURT COST REC	.00	1,546,677.31
139900	FINES, FEES ALLOW FOR UNCOLL	.00	-309,335.46
147001	UNAMORTIZED PREM/DISC	.00	-1,698,798.21
154000	DUE FROM INSURANCE CLEARING	.00	15,000.00
162100	PREPAID INSURANCE	-62,395.48	6,571.41
162600	PREPAID EXPENSES/CONTRACTS	75.00	1,783.00
	TOTAL ASSETS	-6,301,682.65	271,427,538.81
LIABILITIES			
200000	FICA TAXES PAYABLE	-3,739.48	-350,710.37
200100	MEDICARE	-874.28	-82,020.97
200200	WITHHOLDING PAYABLE	-3,408.29	-240,653.10
200300	RETIREMENT PAYABLE	-5,203.17	-530,350.66
200400	HEALTH INSURANCE PAYABLE	-736.57	-443,007.70
200500	UNEMPLOYMENT PAYABLE	12,632.43	-3,221.26
200700	WORKERS COMP PAYABLE	-1,255.03	-90,130.01
200900	PAYABLE TO UNITED WAY	-10.00	-938.51
201000	DEFERRED COMP PAYABLE	-35.00	-17,762.05
201100	PARKING WITHHELD	64.50	-2,955.00
201200	DENTAL INSURANCE PAYABLE	37.00	-26,477.61
201401	SUPPLEMENTAL LIFE & AD&D	-53.15	-18,456.19
201600	CHILD SUPPORT PAYABLE	-409.73	-12,113.66
201800	CHILD SUPPORT PAYABLE	.00	-121.47
202500	FSA-MEDICAL PAYABLE	72.38	-46,795.01
202600	FSA-CHILD CARE PAYABLE	.00	-1,945.31

CONSOLIDATED BALANCE SHEET FOR 2024 9

OBJ	OBJ DESCRIPTION	NET CHANGE FOR PERIOD	ACCOUNT BALANCE
LIABILITIES			
202900	VISION PAYABLE	-6.78	-4,843.60
204100	LEOSE-CONSTABLE 1	.00	-9,178.31
204200	LEOSE-CONSTABLE 2	.00	-2,814.56
204300	LEOSE-CONSTABLE 3	.00	-3,451.52
204400	LEOSE-CONSTABLE 4	.00	-10,310.60
210000	ACCOUNTS PAYABLE	8,282.86	4,041.28
210010	ACCRUED WAGES	-21,041.10	-2,113,937.91
210100	ACCOUNTS PAYABLE PENDING	2,503.74	-1,953,932.00
210600	PURCHASING CARD LIABILITY	.00	-516.57
220110	JP PREC 1 DUE TO OTHERS	-1,248.25	-33,301.77
220210	JP PREC 2 DUE TO OTHERS	-2,241.01	-40,318.67
220300	JP PREC 3 DUE TO OTHERS	-300.00	-45,928.69
220430	JP PREC 4 DUE TO OTHERS	-3,380.00	-113,008.41
221110	DUE TO COLLECTION AGENCY	.00	-3,080.81
221300	DUE TO JUROR DONATIONS	.00	-142.00
223100	DUE TO (CVC) COMP TO VICTIMS	-24.45	-49.42
223200	DUE TO CJC	-4.64	-4.64
223300	DUE TO LEOA	-.23	-.23
223400	DUE TO JCPT	-.85	-1.95
223700	DUE TO WARRANT EXEC-STATE	-50.00	-145.48
223800	DUE TO ARREST FEE-STATE	-870.87	-2,186.84
223900	DUE TO LEMI	-.12	-.12
224000	DUE TO CRIME STOPPERS	-.46	-.46
224900	TRUANT CONDUCT FEE	.00	-350.00
225100	DUE TO FLSI (INDIGENTS)	.00	-39.12
225200	DUE TO FA (FUGIIVE APPR)	-5.00	-20.65
225300	DUE TO CCC (CONS CRT COST	-24.90	-97.96
225400	DUE TO JCD (JUV CR DELIQ)	-.14	-.43
225500	DUE TO TP (TIME PAYMENT)	-365.94	-1,023.56
225600	CMI FEE	.00	-.10
225700	CMIT FINE	.00	-273.91
225800	STF	-8,962.93	-22,736.94
225900	NONDISCLOSURE FEE	-56.00	-112.00
226000	SEXUAL ASSAULT	-133.00	-655.00
226100	NEW CCC	-1,492.83	-5,162.42
226200	EMS TRAUMA FUND	-2,903.21	-6,528.01
226300	FAILURE TO APPEAR- FTA-STATE	-385.31	-1,157.48
226400	OMNIBASE PROGRAM	-275.87	-931.47
226600	DUE TO COMP (BIRTH CERT FEE)	-16.20	-32.40
226700	DUE TO COMP (MARRIAGE LICENSE)	-7,352.50	-14,400.00
226800	DUE TO COMP (JSAL FUND)	-5.04	-113.45
226900	DIST CLERK JUDICIAL FEE	.00	-177.01
227000	JURY REIMBURSEMENT FEE	-103.51	-345.22
227100	JUDICIAL SUPPORT PMT-CIVIL	.00	-166.31
227200	JUDICIAL SUPPORT PMT-CRIMINAL	-159.24	-522.72
227300	E-FILING FEE-CRIMINAL	-17.23	-46.16
227400	E-FILING FEE-CIVIL	.00	-118.82
227500	UNCLAIMED FUNDS-ESCHEAT	-7.26	-359,527.47

CONSOLIDATED BALANCE SHEET FOR 2024 9

OBJ	OBJ DESCRIPTION	NET CHANGE FOR PERIOD	ACCOUNT BALANCE
LIABILITIES			
227700	UNCLAIMED FUNDS	.00	-73,785.47
227800	BAIL BOND BOARD	.00	-16,923.00
228000	INMATE BENEFITS-REFUSED CKS	.00	-395.58
228100	DUE TO DRUG COURT FEE	-61.05	-357.39
228110	INDIGENT DEFENSE FEE	-52.29	-170.48
228200	DNA TESTING FEE	-23.44	-48.85
228400	CIVIL JUSTICE FEE	-.65	-2.33
228500	JUD/CRT PERSONNEL TRAINING FEE	5.00	-9.13
228600	7TH COA JUDICIAL SUPPORT FEE	-75.86	-1,353.23
228900	TX HOME VISITING FEE	-90.00	-165.00
229000	TRUANCY PREVENTION & DIVERSION	-41.48	-135.06
229200	CSCD COURT COST	199.00	-5.70
229300	CSCD FINES	422.50	-108.00
229400	CSCD-DPS FEES	495.78	-1,272.52
229600	DUE TO CCC STATE	-37,865.40	-101,295.83
229800	State CCC - Civil	-36,041.00	-98,411.42
229850	State CCC Civil - Subsequent F	-45.00	-45.00
229860	CLERKS FILING FEE - STATE	-90.00	-405.00
229900	FAMILY VIOLENCE FINE	-337.00	-11,659.16
230000	Due To Intoxicated Driver	-3,360.84	-8,316.50
260100	OTHER LIABILITIES	.00	-100.00
260510	EXTRADITION BONDS	2,479.13	-158,140.22
270000	DEFERRED REVENUE	-100.00	-400.00
271400	NET DELINQUENCY TAX RECV	.00	-483,400.85
271520	PAVING ESCROW	.00	-29,650.91
271600	SUB DIVISION PAVING ESCRO	.00	-75,340.48
279900	FINES, FEES, COURT COST PAY	.00	-1,237,341.85
	TOTAL LIABILITIES	-118,149.26	-8,914,549.73
FUND BALANCE			
360000	UNRESERVED UNDESIGNATED	.00	-186,988,509.61
360001	EXPENDITURES	14,590,641.28	170,357,329.31
360002	REVENUES	-8,170,809.37	-245,006,808.78
360100	RESERVE-INS DEDUCTIBLE	.00	-875,000.00
360202	ENCUMBRANCES	-5,370,328.12	59,404,955.83
360203	FB CURRENT ENCUMBRANCES	5,370,328.12	-59,404,955.83
360300	BUDGET FUND BAL UNRESERVED	332,890.00	541,890.00
360301	APPROPRIATIONS	-505,147.00	-385,121,606.00
360302	BUDGETED REVENUES	172,257.00	384,579,716.00
	TOTAL FUND BALANCE	6,419,831.91	-262,512,989.08
	TOTAL LIABILITIES + FUND BALANCE	6,301,682.65	-271,427,538.81

** END OF REPORT - Generated by Scott, Rhonda **

Lubbock County, Texas
City Bank - Bank Balance Report
June 2024

ACCOUNT NAME	BEGINNING BALANCE	INCREASE/ DECREASE	ENDING BALANCE
A INSURANCE CLEARING	\$12,533.72	(\$571.35)	11,962.37
A JURY	\$25,000.00	\$0.00	\$25,000.00
A LC FSA ACCOUNT	\$60,656.62	\$2,213.86	\$62,870.48
A PAYROLL	\$3,549.52	(\$3,441.36)	\$108.16
A POOLED CASH	\$38,047,357.04	(\$5,412,575.16)	\$32,634,781.88
A TREASURER FED TAX	\$5,000.00	\$0.00	\$5,000.00
A WORKERS COMP	\$9,951.33	\$3,257.32	\$13,208.65
BAIL BOND	\$592,750.00	(\$165,666.99)	\$427,083.01
BB SPECIAL ACCOUNT	\$17,835.00	\$6,645.00	\$24,480.00
CASH BOND	\$308,425.00	\$20,650.00	\$329,075.00
CC CREDIT CARD ACCOUNT	\$0.00	\$0.00	\$0.00
CC E FILE ACCOUNT	\$0.00	\$0.00	\$0.00
CC GENERAL	\$147,889.57	(\$54,287.23)	\$93,602.34
CC REGISTRY FUND	\$1,236,486.70	(\$35,505.75)	\$1,200,980.95
CDA BUSINESS CRIMES	\$101,769.84	\$928.84	\$102,698.68
CDA COMPTRROLLER	\$7,054.02	\$6,244.22	\$13,298.24
CDA DPS FORFEITURE	\$11,234.13	\$46.07	\$11,280.20
CDA FORFEITED	\$110,979.59	\$4,993.29	\$115,972.88
CDA JAG14	\$47,953.93	\$196.64	\$48,150.57
CDA JAG15	\$7,241.55	\$29.69	\$7,271.24
CDA JAG19	\$115,497.94	(\$27,362.26)	\$88,135.68
CDA JAG20	\$0.00	\$0.00	\$0.00
CDA RESTITUTION	\$11,543.30	(\$1,830.00)	\$9,713.30
CDA SEIZURE	\$194,600.58	\$3,108.00	\$197,708.58
CDA TRUST FUND	\$160,038.61	(\$5,337.46)	\$154,701.15
CRTC COMMISSARY	\$5,062.03	\$64.39	\$5,126.42
CRTC REVENUE FUND	\$2.13	\$2,230.11	\$2,232.24
CRTC TRUST FUND	\$25,779.35	\$8,984.74	\$34,764.09
CSCD CREDIT CARD	\$232,932.57	(\$13,744.20)	\$219,188.37
CSCD HEALTH	\$10.00	\$0.00	\$10.00
CSCD OPERATING	\$58,057.74	\$1,620.74	\$59,678.48
DC CREDIT CARD ACCT-SARA SMITH	\$0.00	\$0.00	\$0.00
DC CUSTODIAL-SARA SMITH	\$2,592,711.24	\$69,436.88	\$2,662,148.12
DC E FILE ACCOUNT-SARA SMITH	\$0.00	\$0.00	\$0.00
DC GENERAL-SARA SMITH	\$331,184.67	(\$22,557.25)	\$308,627.42
DIST CT ONLINE ACCESS	\$0.00	\$0.00	\$0.00
DIST CT PRE-TRIAL CREDIT CARD	\$669.00	\$502.85	\$1,171.85
DRC CHECKING	\$8,972.24	\$5,752.00	\$14,724.24
HOST COURT	\$3,083.75	\$0.00	\$3,083.75
HOT TAX COLLECTIONS	\$31,082.75	\$29,860.22	\$60,942.97
JP 1	\$10,070.00	(\$850.00)	\$9,220.00
JP 1 CREDIT CARD	\$38,488.75	\$5,407.50	\$43,896.25
JP 1 E FILE ACCOUNT	\$11,149.00	(\$473.00)	\$10,676.00
JP 2	\$9,802.28	\$505.00	\$10,307.28
JP 2 CREDIT CARD	\$26,173.99	\$7,699.01	\$33,873.00
JP 2 E FILE ACCOUNT	\$9,142.00	(\$1,142.00)	\$8,000.00
JP 3	\$14,573.00	\$0.00	\$14,573.00
JP 3 CREDIT CARD	\$37,262.50	(\$2,986.50)	\$34,276.00
JP 3 E FILE ACCOUNT	\$12,757.00	\$1,090.00	\$13,847.00
JP 4	\$9,996.00	(\$1,345.00)	\$8,651.00
JP 4 CREDIT CARD	\$45,398.54	(\$263.00)	\$45,135.54
JP 4 E FILE ACCOUNT	\$7,988.00	\$353.00	\$8,341.00
JPO FEE ACCOUNT	\$70.00	\$224.00	\$294.00
JUVENILE PROBATION CREDIT CARD	\$0.00	\$0.00	\$0.00
LC VENUE PROJECT FUND	\$8,357,539.52	\$341,750.33	\$8,699,289.85
MEDICAL EXAMINER CREDIT CARD	\$0.00	\$0.00	\$0.00
MEDICAL EXAMINER	\$4,275.30	\$2,110.40	\$6,385.70
PARKS PCT. 1 REVENUE ACCOUNT	\$0.00	\$0.00	\$0.00
PARKS PCT. 2 REVENUE ACCOUNT	\$0.00	\$0.00	\$0.00
PUBLIC WORKS CREDIT CARD	\$12,630.00	(\$4,450.00)	\$8,180.00
RK TAC	\$226.62	\$544.44	\$771.06
RK TAC BEER AND LIQU	\$8,367.50	(\$2,162.50)	\$6,205.00
RK TAC CERT OF TITLE	\$95,050.69	(\$1,705.23)	\$93,345.46
RK TAC CHARGE CARD	\$614.25	\$0.00	\$614.25
RK TAC CHECK CLEARIN	\$82,755.81	\$95,294.55	\$178,050.36
RK TAC DPS DL RENEWAL	\$790.00	\$85.00	\$875.00
RK TAC EFT ACCOUNT	\$374,548.61	(\$139,199.43)	\$235,349.18
RK TAC MOTOR VEHICLE	\$2,546,030.25	(\$1,053.35)	\$2,544,976.90
RK TAC OMNIBUS	\$366,446.21	\$92,403.85	\$458,850.06
SHERIFF'S RECOVERED FUNDS	\$31,412.00	\$185.00	\$31,597.00
SO FORFEITED	\$166,449.98	\$6,162.37	\$172,612.35
SO INMATE	\$290,864.68	(\$25,021.93)	\$265,842.75
SO SEIZED FUNDS	\$283,844.60	(\$5,147.00)	\$278,697.60
SO SHERIFF	\$22,987.21	(\$711.21)	\$22,276.00
SPATTF FEDERAL ACCT	\$0.00	\$0.00	\$0.00
SPATTF PROGRAM INCOME	\$59,800.67	\$4,215.99	\$64,016.66
	\$81,259,871.27	(\$5,204,593.86)	\$52,257,806.56

Revenue Summaries Report

For Fiscal: 2023-2024 Period Ending 06/30/24

Account Summary

REVENUE SUMMARIES REPORT
ACCOUNT SUMMARY JUNE 2024

FOR 2024 09

	ORIGINAL ESTIM REV	REVISED EST REV	ACTUAL YTD REVENUE	ACTUAL MTD REVENUE	REMAINING REVENUE	PCT USE/COL
011 GENERAL FUND						
011 461000 COUNTY CLERK GENERAL	.00	.00	120.00	.00	-120.00	100.0
TOTAL UNDEFINED CHAR	.00	.00	120.00	.00	-120.00	100.0%
40 Tax Collections						
011 400100 CURRENT AD VALOREM TAXE	91,954,699.00	91,954,699.00	90,116,182.16	442,062.19	1,838,516.84	98.0
011 400400 PEN & INT - CURRENT LEV	377,014.00	377,014.00	339,929.32	48,048.06	37,084.68	90.2
011 400500 DELIQ TAXES - PRIOR YEA	560,924.00	560,924.00	195,973.48	-12,285.11	364,950.52	34.9
011 400600 PEN & INT - PRIOR YEARS	285,060.00	285,060.00	232,360.37	12,129.04	52,699.63	81.5
011 401000 COUNTY SALES & USE TAX	38,140,330.00	38,140,330.00	21,893,456.94	3,026,431.82	16,246,873.06	57.4
TOTAL Tax Collections	131,318,027.00	131,318,027.00	112,777,902.27	3,516,386.00	18,540,124.73	85.9%
41 Licenses/Permits						
011 410100 COUNTY CLERK	67,482.00	67,482.00	48,149.70	7,754.70	19,332.30	71.4
011 410200 BEER & LIQUOR PERMITS	117,660.00	117,660.00	88,633.00	8,195.00	29,027.00	75.3
TOTAL Licenses/Permits	185,142.00	185,142.00	136,782.70	15,949.70	48,359.30	73.9%
42 Intergovernmental						
011 420100 GRANT REVENUE	.00	7,739.00	7,738.34	.00	.66	100.0
011 420210 STATE MIXED DRINK TAX	1,760,359.00	1,760,359.00	1,163,814.48	172,335.13	596,544.52	66.1
011 420320 EMERGENCY MGT GRANT	9,174.00	9,174.00	.00	.00	9,174.00	.0
011 420500 BINGO TAX PROCEEDS	239,304.00	239,304.00	110,383.95	.00	128,920.05	46.1
011 420900 STATE - COUNTY COURTS	280,082.00	280,082.00	209,150.00	.00	70,932.00	74.7
011 421210 STRADUS A/G CHILD SUPPO	1,175.00	1,175.00	430.96	.00	744.04	36.7
011 422020 INTER LOCAL AGREEMENT-C	608,199.00	608,199.00	482,055.94	140,093.65	126,143.06	79.3
011 424800 GRANT ADMINISTRATION RE	985.00	985.00	688.68	51.48	296.32	69.9
011 425000 INDIGENT DEFENSE GRANT	255,056.00	255,056.00	.00	.00	255,056.00	.0
TOTAL Intergovernmental	3,154,334.00	3,162,073.00	1,974,262.35	312,480.26	1,187,810.65	62.4%
43 Fees						

REVENUE SUMMARIES REPORT
ACCOUNT SUMMARY JUNE 2024

FOR 2024 09

	ORIGINAL ESTIM REV	REVISED EST REV	ACTUAL YTD REVENUE	ACTUAL MTD REVENUE	REMAINING REVENUE	PCT USE/COL
011 430200 COUNTY JUDGE	8,325.00	8,325.00	5,334.00	682.00	2,993.00	64.0
011 430300 COUNTY CLERK	1,509,696.00	1,509,696.00	970,966.02	127,337.11	538,744.98	64.3
011 430600 VRED - TAPE	76.00	76.00	15.00	.00	61.00	19.7
011 430700 TRAFFIC	5,388.00	5,388.00	3,714.89	526.23	1,673.11	68.9
011 430800 CHILD SAFETY - CS	1,007.00	1,007.00	1,226.90	119.73	-219.90	121.8
011 431000 TAX ASSESSOR/COLLECTOR	38,912.00	38,912.00	25,560.00	8,378.00	13,352.00	65.7
011 431100 TAX OFFICE DPS DL RENEW	7,683.00	7,683.00	6,555.00	835.00	1,128.00	85.3
011 431310 APPRAISAL DISTRICT FILI	.00	.00	3,200.00	.00	-3,200.00	100.0
011 431500 INDIGENT DEFENSE FEE	113.00	113.00	40.08	.00	72.92	35.5
011 431600 JURY FEE COUNTY	1,500.00	1,500.00	1,154.55	148.56	345.45	77.0
011 432200 PASSPORT FEE - DIST CLE	30,000.00	30,000.00	41,720.00	5,145.00	-11,720.00	139.1
011 432300 DISTRICT CLERK FEES	369,761.00	369,761.00	248,380.28	32,072.07	121,380.72	67.2
011 432500 PROSECUTOR'S FEES	10,285.00	10,285.00	11,113.05	1,219.33	-828.05	108.1
011 433100 JP PRECINCT 1	46,312.00	46,312.00	40,643.18	4,454.26	5,668.82	87.8
011 433200 JP PRECINCT 2	50,573.00	50,573.00	43,259.55	5,416.67	7,313.45	85.5
011 433300 JP PRECINCT 3	73,726.00	73,726.00	56,813.27	6,536.39	16,912.73	77.1
011 433400 JP PRECINCT 4	32,861.00	32,861.00	35,104.62	4,583.89	-2,243.62	106.8
011 434000 DISTRICT ATTORNEY	625.00	625.00	1,531.00	425.70	-906.00	245.0
011 434500 MEDICAL EXAMINER	380.00	380.00	2,560.00	.00	-2,180.00	673.7
011 434600 SHERIFF	291,544.00	291,544.00	239,379.32	16,178.00	52,364.68	82.0
011 434800 CONSTABLES	637,773.00	637,773.00	390,826.58	57,880.00	246,946.42	61.3
011 435000 DEFENSIVE DRIVING FEE	9,872.00	9,872.00	2,661.25	412.00	7,210.75	27.0
011 435100 SS FEE-INMATE	9,542.00	9,542.00	11,400.00	600.00	-1,858.00	119.5
011 435200 ISSUED WARRANT EXECUTIO	32,000.00	32,000.00	25,285.48	2,233.90	6,714.52	79.0
011 435300 ARREST FEES - COUNTY	6,860.00	6,860.00	6,714.73	735.80	145.27	97.9
011 435410 FAMILY PROTECTION FEE	16.00	16.00	15.00	.00	1.00	93.8
011 435600 COURT INITIATED GUARDIA	7,383.00	7,383.00	22,530.00	2,730.00	-15,147.00	305.2
011 436000 CMIT FINE COMMISSION	133.00	133.00	.00	.00	133.00	.0
011 436100 CMI FINE COMMISSION	1.00	1.00	.10	.00	.90	10.0
011 436200 BAT COMMISSIONS	5.00	5.00	.00	.00	5.00	.0
011 437400 VITAL STATISTICS PRESER	5,030.00	5,030.00	4,095.00	597.00	935.00	81.4
TOTAL Fees	3,187,382.00	3,187,382.00	2,201,798.85	279,246.64	985,800.15	69.1%

44 Commissions

011 440100 MOTOR VEHICLE SALES TAX	4,000,000.00	4,000,000.00	4,386,164.94	.00	-386,164.94	109.7
011 440200 CERTIFICATE OF TITLE CO	443,517.00	443,517.00	268,321.88	35,375.00	175,195.12	60.5
011 440300 MOTOR VEHICLE COMMISSIO	836,180.00	836,180.00	496,241.86	55,276.20	339,938.14	59.3
011 440500 (CVC) COMP TO VICTIMS O	100.00	100.00	6.93	.00	93.07	6.9
011 440600 LEOA COMMISSION	1.00	1.00	.10	.00	.90	10.0

REVENUE SUMMARIES REPORT
ACCOUNT SUMMARY JUNE 2024

FOR 2024 09

	ORIGINAL ESTIM REV	REVISED EST REV	ACTUAL YTD REVENUE	ACTUAL MTD REVENUE	REMAINING REVENUE	PCT USE/COL
011 440800 BEER & LIQUOR COMMISSIO	996.00	996.00	700.00	.00	296.00	70.3
011 441100 CJC COMMISSION	15.00	15.00	1.00	.00	14.00	6.7
011 441200 JCPT COMMISSION	5.00	5.00	.56	.00	4.44	11.2
011 441400 JPD COMM	314.00	314.00	193.79	.00	120.21	61.7
011 441600 ARREST FEES - COMM	8,434.00	8,434.00	2,894.63	.00	5,539.37	34.3
011 441700 LEMI COMMISSION	1.00	1.00	.08	.00	.92	8.0
011 441800 CRIMESTOPPERS-COMM	2.00	2.00	.20	.00	1.80	10.0
011 442000 GENERAL REVENUE COMM GR	1.00	1.00	.00	.00	1.00	.0
011 442100 LEOCE COMM	1.00	1.00	.00	.00	1.00	.0
011 442200 DNA TESTING FEE	64.00	64.00	5.45	.00	58.55	8.5
011 442400 SEPTIC INSPECTION	140,000.00	140,000.00	76,390.00	8,180.00	63,610.00	54.6
011 442500 FLSI COMM	729.00	729.00	12.87	.00	716.13	1.8
011 442600 FA COMM	25.00	25.00	3.73	.00	21.27	14.9
011 442700 CCC COMM	150.00	150.00	11.69	.00	138.31	7.8
011 442800 JCD COMM	.00	.00	.11	.00	-.11	100.0
011 442900 TP COMM (40%)	1,800.00	1,800.00	404.76	.00	1,395.24	22.5
011 443000 JE COMM (10%)	2,500.00	2,500.00	607.15	.00	1,892.85	24.3
011 443500 NEW CCC COMM	4,851.00	4,851.00	1,121.18	.00	3,729.82	23.1
011 443600 EMS TRAUMA FUND COMM	2,273.00	2,273.00	1,198.94	.00	1,074.06	52.7
011 444000 STF COMM	143.00	143.00	61.46	.00	81.54	43.0
011 444100 STF_COMM	3,700.00	3,700.00	1,543.83	.00	2,156.17	41.7
011 444200 DNA (CS)	50.00	50.00	.00	.00	50.00	.0
011 444300 CIVIL DATA JUSTICE FEE	5.00	5.00	.69	.00	4.31	13.8
011 444500 BAIL BOND FEE COMM	5,500.00	5,500.00	1,750.50	.00	3,749.50	31.8
011 444600 COMM DC JUDICIAL FUND	352.00	352.00	125.00	.00	227.00	35.5
011 444700 JURY REIMBURSEMENT FEE	255.00	255.00	83.43	.00	171.57	32.7
011 445000 TIME PAYMENT - COUNTY	17,693.00	17,693.00	15,247.94	1,709.41	2,445.06	86.2
011 445400 CCC STATE COMM	35,000.00	35,000.00	18,727.26	.00	16,272.74	53.5
011 445500 Intoxicated Driver Comm	150.00	150.00	1,116.17	.00	-966.17	744.1
TOTAL Commissions	5,504,807.00	5,504,807.00	5,272,938.13	100,540.61	231,868.87	95.8%

45 Charges for Services

011 450200 JURY FEES	51,299.00	51,299.00	38,569.42	4,856.95	12,729.58	75.2
011 450400 BOARD BILLS - INMATE	1,950,000.00	1,950,000.00	512,775.00	59,625.00	1,437,225.00	26.3
011 452100 COURT REPORTER FEES	87,629.00	87,629.00	89,293.45	11,124.05	-1,664.45	101.9
011 455000 SCAAP- JAIL	65,000.00	65,000.00	144,882.00	.00	-79,882.00	222.9
TOTAL Charges for Services	2,153,928.00	2,153,928.00	785,519.87	75,606.00	1,368,408.13	36.5%

46 Fines/Forfeitures

011 460100 JP PRECINCT 1	133,195.00	133,195.00	98,567.39	11,472.23	34,627.61	74.0
--------------------------	------------	------------	-----------	-----------	-----------	------

REVENUE SUMMARIES REPORT
ACCOUNT SUMMARY JUNE 2024

FOR 2024 09

	ORIGINAL ESTIM REV	REVISED EST REV	ACTUAL YTD REVENUE	ACTUAL MTD REVENUE	REMAINING REVENUE	PCT USE/COL
011 460200 JP PRECINCT 2	42,234.00	42,234.00	38,982.33	4,131.53	3,251.67	92.3
011 460300 JP PRECINCT 3	35,779.00	35,779.00	30,516.34	2,777.34	5,262.66	85.3
011 460400 JP PRECINCT 4	102,710.00	102,710.00	74,718.37	8,718.83	27,991.63	72.7
011 460800 COUNTY COURT AT LAW 1	1,826.00	1,826.00	386.00	98.00	1,440.00	21.1
011 460900 COUNTY COURT AT LAW 2	1,135.00	1,135.00	25.15	.00	1,109.85	2.2
011 461100 DISTRICT CLERK FINES	12,483.00	12,483.00	4,476.43	407.50	8,006.57	35.9
011 461210 FORFEITURES	120,842.00	120,842.00	96,748.82	14,295.16	24,093.18	80.1
TOTAL Fines/Forfeitures	450,204.00	450,204.00	344,420.83	41,900.59	105,783.17	76.5%

47 Interest

011 470000 INTEREST INCOME	2,000,000.00	2,000,000.00	1,520,893.16	357,377.17	479,106.84	76.0
TOTAL Interest	2,000,000.00	2,000,000.00	1,520,893.16	357,377.17	479,106.84	76.0%

48 Other Revenue

011 480200 RENTALS-BUILDINGS	494,772.00	494,772.00	342,464.01	37,947.97	152,307.99	69.2
011 480300 PARKING LOTS	54,085.00	54,085.00	47,771.50	5,085.00	6,313.50	88.3
011 480510 DISPOSAL OF PROPERTY	50,000.00	50,000.00	103,488.95	45.50	-53,488.95	207.0
011 480600 INSURANCE REIMBURSEMENT	50,000.00	50,000.00	.00	.00	50,000.00	.0
011 480700 JURY REIMBURSEMENTS FRO	57,297.00	57,297.00	67,138.00	.00	-9,841.00	117.2
011 481100 REIMBURSEMENTS-TELETYPE	1,043.00	1,043.00	780.00	74.00	263.00	74.8
011 481300 REFUND - ATTORNEY FEES	34,463.00	34,463.00	24,253.09	1,838.54	10,209.91	70.4
011 481500 OTHER REFUNDS/REIMBURSE	50,000.00	50,000.00	.00	.00	50,000.00	.0
011 481710 PAY PHONE COMMISSION	854,791.00	854,791.00	513,626.95	135,588.58	341,164.05	60.1
011 482300 JURY DONATIONS FOR VETE	19,216.00	19,216.00	.00	.00	19,216.00	.0
011 482600 ELECTION REVENUES	100.00	100.00	14.00	.00	86.00	14.0
011 483000 INTEREST-LCAD	21,863.00	21,863.00	13,696.25	888.47	8,166.75	62.6
011 484200 REIMB-INMATE TRANSPORTA	17,084.00	17,084.00	11,200.50	3,805.50	5,883.50	65.6
011 485000 GAIN/LOSS SALE OF INVES	.00	.00	-97,600.00	-122,600.00	97,600.00	100.0
011 489900 OTHER REVENUE	500,000.00	500,000.00	82,913.23	2,496.44	417,086.77	16.6
TOTAL Other Revenue	2,204,714.00	2,204,714.00	1,109,746.48	65,170.00	1,094,967.52	50.3%

80 Transfers

011 840300 XFER FROM WORKERS COMP	3,756,475.00	3,756,475.00	.00	.00	3,756,475.00	.0
-----------------------------------	--------------	--------------	-----	-----	--------------	----

REVENUE SUMMARIES REPORT
ACCOUNT SUMMARY JUNE 2024

FOR 2024 09

	ORIGINAL ESTIM REV	REVISED EST REV	ACTUAL YTD REVENUE	ACTUAL MTD REVENUE	REMAINING REVENUE	PCT USE/COL
TOTAL Transfers	3,756,475.00	3,756,475.00	.00	.00	3,756,475.00	.0%
TOTAL GENERAL FUND	153,915,013.00	153,922,752.00	126,124,384.64	4,764,656.97	27,798,584.36	81.9%
TOTAL REVENUES	153,915,013.00	153,922,752.00	126,124,384.64	4,764,656.97	27,798,584.36	

020 CONSOLIDATED ROAD AND BRIDGE

42 Intergovernmental

020 420408 STATE-LATERAL ROADS	52,500.00	52,500.00	47,993.46	.00	4,506.54	91.4
020 420700 AUTOMOBILE REGISTRATION	360,000.00	360,000.00	360,000.00	.00	.00	100.0
TOTAL Intergovernmental	412,500.00	412,500.00	407,993.46	.00	4,506.54	98.9%

45 Charges for Services

020 451800 SUBDIVISION PLAT FEE	13,000.00	13,000.00	3,550.00	.00	9,450.00	27.3
020 452000 VEHICLE REG.- SPECIAL F	2,650,950.00	2,650,950.00	1,984,590.00	230,300.00	666,360.00	74.9
020 452200 GROSS WEIGHT FEE	147,000.00	147,000.00	62,258.86	.00	84,741.14	42.4
TOTAL Charges for Services	2,810,950.00	2,810,950.00	2,050,398.86	230,300.00	760,551.14	72.9%

47 Interest

020 470000 INTEREST INCOME	200,000.00	200,000.00	170,679.77	27,442.66	29,320.23	85.3
TOTAL Interest	200,000.00	200,000.00	170,679.77	27,442.66	29,320.23	85.3%

48 Other Revenue

020 480510 DISPOSAL OF PROPERTY	498,000.00	498,000.00	810,647.25	.00	-312,647.25	162.8
020 489900 OTHER REVENUE	10,000.00	10,000.00	2,441.51	.00	7,558.49	24.4
TOTAL Other Revenue	508,000.00	508,000.00	813,088.76	.00	-305,088.76	160.1%

73 Draws

REVENUE SUMMARIES REPORT
ACCOUNT SUMMARY JUNE 2024

FOR 2024 09

	ORIGINAL ESTIM REV	REVISED EST REV	ACTUAL YTD REVENUE	ACTUAL MTD REVENUE	REMAINING REVENUE	PCT USE/COL
020 736100 DRAW FROM RESERVES	3,600,000.00	3,600,000.00	.00	.00	3,600,000.00	.0
TOTAL Draws	3,600,000.00	3,600,000.00	.00	.00	3,600,000.00	.0%
80 Transfers						
020 801100 XFER FROM GENERAL FUND	6,230,325.00	6,230,325.00	6,230,325.00	.00	.00	100.0
020 803100 XFER FROM PREC. NO.1 PA	58,484.00	58,484.00	58,484.00	.00	.00	100.0
020 803300 XFER FROM PCT 3 PARK	58,484.00	58,484.00	58,484.00	.00	.00	100.0
020 803400 XFER FROM PCT 4 PARK	58,484.00	58,484.00	58,484.00	.00	.00	100.0
020 810600 XFER FROM ARPA	3,000,000.00	3,000,000.00	3,000,000.00	.00	.00	100.0
TOTAL Transfers	9,405,777.00	9,405,777.00	9,405,777.00	.00	.00	100.0%
TOTAL CONSOLIDATED ROAD AND BR	16,937,227.00	16,937,227.00	12,847,937.85	257,742.66	4,089,289.15	75.9%
TOTAL REVENUES	16,937,227.00	16,937,227.00	12,847,937.85	257,742.66	4,089,289.15	
031 PRECINCT 1 PARK						
40 Tax Collections						
031 400100 CURRENT AD VALOREM TAXE	150,088.00	150,088.00	147,086.23	721.53	3,001.77	98.0
031 400400 PEN & INT - CURRENT LEV	615.00	615.00	554.82	78.41	60.18	90.2
031 400500 DELIQ TAXES - PRIOR YEA	915.00	915.00	324.01	-20.32	590.99	35.4
031 400600 PEN & INT - PRIOR YEARS	465.00	465.00	384.16	20.06	80.84	82.6
TOTAL Tax Collections	152,083.00	152,083.00	148,349.22	799.68	3,733.78	97.5%
47 Interest						
031 470000 INTEREST INCOME	10,000.00	10,000.00	21,790.85	2,507.66	-11,790.85	217.9
TOTAL Interest	10,000.00	10,000.00	21,790.85	2,507.66	-11,790.85	217.9%
48 Other Revenue						
031 481600 CONTRIBUTIONS	8,000.00	8,000.00	7,800.00	1,200.00	200.00	97.5

REVENUE SUMMARIES REPORT
ACCOUNT SUMMARY JUNE 2024

FOR 2024 09

	ORIGINAL ESTIM REV	REVISED EST REV	ACTUAL YTD REVENUE	ACTUAL MTD REVENUE	REMAINING REVENUE	PCT USE/COL
TOTAL Other Revenue	8,000.00	8,000.00	7,800.00	1,200.00	200.00	97.5%
73 Draws						
031 736100 DRAW FROM RESERVES	75,000.00	75,000.00	.00	.00	75,000.00	.0
TOTAL Draws	75,000.00	75,000.00	.00	.00	75,000.00	.0%
TOTAL PRECINCT 1 PARK	245,083.00	245,083.00	177,940.07	4,507.34	67,142.93	72.6%
TOTAL REVENUES	245,083.00	245,083.00	177,940.07	4,507.34	67,142.93	
032 SLATON/ROOSEVELT PARK						
40 Tax Collections						
032 400100 CURRENT AD VALOREM TAXE	150,087.00	150,087.00	147,086.23	721.53	3,000.77	98.0
032 400400 PEN & INT - CURRENT LEV	615.00	615.00	554.82	78.41	60.18	90.2
032 400500 DELIQ TAXES - PRIOR YEA	915.00	915.00	324.01	-20.32	590.99	35.4
032 400600 PEN & INT - PRIOR YEARS	465.00	465.00	384.16	20.06	80.84	82.6
TOTAL Tax Collections	152,082.00	152,082.00	148,349.22	799.68	3,732.78	97.5%
47 Interest						
032 470000 INTEREST INCOME	500.00	500.00	5,815.18	758.85	-5,315.18	1163.0
TOTAL Interest	500.00	500.00	5,815.18	758.85	-5,315.18	1163.0%
48 Other Revenue						
032 480500 DISPOSAL OF PROPERTY	.00	.00	19.95	.00	-19.95	100.0
032 481600 CONTRIBUTIONS	8,000.00	8,000.00	7,475.00	675.00	525.00	93.4
TOTAL Other Revenue	8,000.00	8,000.00	7,494.95	675.00	505.05	93.7%

REVENUE SUMMARIES REPORT
ACCOUNT SUMMARY JUNE 2024

FOR 2024 09

	ORIGINAL ESTIM REV	REVISED EST REV	ACTUAL YTD REVENUE	ACTUAL MTD REVENUE	REMAINING REVENUE	PCT USE/COL
TOTAL SLATON/ROOSEVELT PARK	160,582.00	160,582.00	161,659.35	2,233.53	-1,077.35	100.7%
TOTAL REVENUES	160,582.00	160,582.00	161,659.35	2,233.53	-1,077.35	
033 IDALOU/NEW DEAL PARK						
40 Tax Collections						
033 400100 CURRENT AD VALOREM TAXE	150,087.00	150,087.00	147,086.23	721.53	3,000.77	98.0
033 400400 PEN & INT - CURRENT LEV	615.00	615.00	554.82	78.41	60.18	90.2
033 400500 DELIQ TAXES - PRIOR YEA	915.00	915.00	324.01	-20.32	590.99	35.4
033 400600 PEN & INT - PRIOR YEARS	465.00	465.00	384.16	20.06	80.84	82.6
TOTAL Tax Collections	152,082.00	152,082.00	148,349.22	799.68	3,732.78	97.5%
47 Interest						
033 470000 INTEREST INCOME	1,000.00	1,000.00	11,270.90	1,275.56	-10,270.90	1127.1
TOTAL Interest	1,000.00	1,000.00	11,270.90	1,275.56	-10,270.90	1127.1%
48 Other Revenue						
033 481600 CONTRIBUTIONS	6,033.00	6,033.00	3,300.00	200.00	2,733.00	54.7
TOTAL Other Revenue	6,033.00	6,033.00	3,300.00	200.00	2,733.00	54.7%
TOTAL IDALOU/NEW DEAL PARK	159,115.00	159,115.00	162,920.12	2,275.24	-3,805.12	102.4%
TOTAL REVENUES	159,115.00	159,115.00	162,920.12	2,275.24	-3,805.12	
034 SHALLOWATER PARK						
40 Tax Collections						
034 400100 CURRENT AD VALOREM TAXE	150,087.00	150,087.00	147,086.23	721.53	3,000.77	98.0

REVENUE SUMMARIES REPORT
ACCOUNT SUMMARY JUNE 2024

FOR 2024 09

	ORIGINAL ESTIM REV	REVISED EST REV	ACTUAL YTD REVENUE	ACTUAL MTD REVENUE	REMAINING REVENUE	PCT USE/COL
034 400400 PEN & INT - CURRENT LEV	615.00	615.00	554.82	78.41	60.18	90.2
034 400500 DELIQ TAXES - PRIOR YEA	915.00	915.00	324.01	-20.32	590.99	35.4
034 400600 PEN & INT - PRIOR YEARS	465.00	465.00	384.16	20.06	80.84	82.6
TOTAL Tax Collections	152,082.00	152,082.00	148,349.22	799.68	3,732.78	97.5%
47 Interest						
034 470000 INTEREST INCOME	5,000.00	5,000.00	15,011.11	1,761.61	-10,011.11	300.2
TOTAL Interest	5,000.00	5,000.00	15,011.11	1,761.61	-10,011.11	300.2%
48 Other Revenue						
034 481600 CONTRIBUTIONS	6,200.00	6,200.00	5,006.00	875.00	1,194.00	80.7
TOTAL Other Revenue	6,200.00	6,200.00	5,006.00	875.00	1,194.00	80.7%
73 Draws						
034 736100 DRAW FROM RESERVES	14,629.00	14,629.00	.00	.00	14,629.00	.0
TOTAL Draws	14,629.00	14,629.00	.00	.00	14,629.00	.0%
TOTAL SHALLOWATER PARK	177,911.00	177,911.00	168,366.33	3,436.29	9,544.67	94.6%
TOTAL REVENUES	177,911.00	177,911.00	168,366.33	3,436.29	9,544.67	
041 PERMANENT IMPROVEMENT						
40 Tax Collections						
041 400100 CURRENT AD VALOREM TAXE	3,001,741.00	3,001,741.00	2,941,724.06	14,430.54	60,016.94	98.0
041 400400 PEN & INT - CURRENT LEV	12,307.00	12,307.00	11,096.56	1,568.47	1,210.44	90.2
041 400500 DELIQ TAXES - PRIOR YEA	18,311.00	18,311.00	6,480.15	-406.22	11,830.85	35.4
041 400600 PEN & INT - PRIOR YEARS	9,305.00	9,305.00	7,683.29	401.06	1,621.71	82.6

REVENUE SUMMARIES REPORT
ACCOUNT SUMMARY JUNE 2024

FOR 2024 09

	ORIGINAL ESTIM REV	REVISED EST REV	ACTUAL YTD REVENUE	ACTUAL MTD REVENUE	REMAINING REVENUE	PCT USE/COL
TOTAL Tax Collections	3,041,664.00	3,041,664.00	2,966,984.06	15,993.85	74,679.94	97.5%
47 Interest						
041 470000 INTEREST INCOME	150,000.00	150,000.00	144,179.63	10,069.92	5,820.37	96.1
TOTAL Interest	150,000.00	150,000.00	144,179.63	10,069.92	5,820.37	96.1%
48 Other Revenue						
041 483500 CRTCL LEASE	133,732.00	133,732.00	71,133.00	11,144.00	62,599.00	53.2
TOTAL Other Revenue	133,732.00	133,732.00	71,133.00	11,144.00	62,599.00	53.2%
73 Draws						
041 736100 DRAW FROM RESERVES	5,375,214.00	5,375,214.00	.00	.00	5,375,214.00	.0
TOTAL Draws	5,375,214.00	5,375,214.00	.00	.00	5,375,214.00	.0%
80 Transfers						
041 801100 XFER FROM GENERAL FUND	.00	69,000.00	.00	.00	69,000.00	.0
041 805100 XFER FROM LCJJC	470,000.00	470,000.00	.00	.00	470,000.00	.0
TOTAL Transfers	470,000.00	539,000.00	.00	.00	539,000.00	.0%
TOTAL PERMANENT IMPROVEMENT	9,170,610.00	9,239,610.00	3,182,296.69	37,207.77	6,057,313.31	34.4%
TOTAL REVENUES	9,170,610.00	9,239,610.00	3,182,296.69	37,207.77	6,057,313.31	
043 LCETRZ NO1 TAX INCREMENT FUND						
47 Interest						
043 470000 INTEREST INCOME	.00	.00	14,953.46	1,708.61	-14,953.46	100.0

REVENUE SUMMARIES REPORT
ACCOUNT SUMMARY JUNE 2024

FOR 2024 09

	ORIGINAL ESTIM REV	REVISED EST REV	ACTUAL YTD REVENUE	ACTUAL MTD REVENUE	REMAINING REVENUE	PCT USE/COL
TOTAL Interest	.00	.00	14,953.46	1,708.61	-14,953.46	100.0%
80 Transfers						
043 801100 XFER FROM GENERAL FUND	191,000.00	191,000.00	.00	.00	191,000.00	.0
TOTAL Transfers	191,000.00	191,000.00	.00	.00	191,000.00	.0%
TOTAL LCETRZ NO1 TAX INCREMENT	191,000.00	191,000.00	14,953.46	1,708.61	176,046.54	7.8%
TOTAL REVENUES	191,000.00	191,000.00	14,953.46	1,708.61	176,046.54	
046 TJJD (P) JJAEP GRANT						
42 Intergovernmental						
046 420390 TJJD-P JJAEP GRANT REVE	80,000.00	80,000.00	4,130.50	.00	75,869.50	5.2
TOTAL Intergovernmental	80,000.00	80,000.00	4,130.50	.00	75,869.50	5.2%
TOTAL TJJD (P) JJAEP GRANT	80,000.00	80,000.00	4,130.50	.00	75,869.50	5.2%
TOTAL REVENUES	80,000.00	80,000.00	4,130.50	.00	75,869.50	
047 TJJD TJJD DSA RISK & NEEDS ASS						
42 Intergovernmental						
047 420170 TJJD (R) GRANT REVENUE	15,628.00	15,628.00	14,105.36	.00	1,522.64	90.3
TOTAL Intergovernmental	15,628.00	15,628.00	14,105.36	.00	1,522.64	90.3%
TOTAL TJJD TJJD DSA RISK & NEE	15,628.00	15,628.00	14,105.36	.00	1,522.64	90.3%
TOTAL REVENUES	15,628.00	15,628.00	14,105.36	.00	1,522.64	
048 TJJD DSA RESIDENTIAL PROJECTS						
42 Intergovernmental						

REVENUE SUMMARIES REPORT
ACCOUNT SUMMARY JUNE 2024

FOR 2024 09

	ORIGINAL ESTIM REV	REVISED EST REV	ACTUAL YTD REVENUE	ACTUAL MTD REVENUE	REMAINING REVENUE	PCT USE/COL
048 427030 TJJD GRANT REVENUE	127,520.00	127,520.00	.00	.00	127,520.00	.0
TOTAL Intergovernmental	127,520.00	127,520.00	.00	.00	127,520.00	.0%
TOTAL TJJD DSA RESIDENTIAL PRO	127,520.00	127,520.00	.00	.00	127,520.00	.0%
TOTAL REVENUES	127,520.00	127,520.00	.00	.00	127,520.00	
049 TJJD DSA PREVENT/INTERVENTION						
42 Intergovernmental						
049 424900 TJPC-S GRANT REVENUE	.00	66,000.00	55,000.00	5,500.00	11,000.00	83.3
TOTAL Intergovernmental	.00	66,000.00	55,000.00	5,500.00	11,000.00	83.3%
TOTAL TJJD DSA PREVENT/INTERVE	.00	66,000.00	55,000.00	5,500.00	11,000.00	83.3%
TOTAL REVENUES	.00	66,000.00	55,000.00	5,500.00	11,000.00	
050 JUVENILE STAR PROGRAM						
42 Intergovernmental						
050 424000 STAR PROGRAM-JUVENILE	260,000.00	260,000.00	120,500.00	.00	139,500.00	46.3
TOTAL Intergovernmental	260,000.00	260,000.00	120,500.00	.00	139,500.00	46.3%
48 Other Revenue						
050 489900 OTHER REVENUE	1,895.00	1,895.00	.00	.00	1,895.00	.0
TOTAL Other Revenue	1,895.00	1,895.00	.00	.00	1,895.00	.0%
80 Transfers						
050 805100 XFER FROM LCJJC	119,605.00	119,605.00	.00	.00	119,605.00	.0

REVENUE SUMMARIES REPORT
ACCOUNT SUMMARY JUNE 2024

FOR 2024 09

	ORIGINAL ESTIM REV	REVISED EST REV	ACTUAL YTD REVENUE	ACTUAL MTD REVENUE	REMAINING REVENUE	PCT USE/COL
TOTAL Transfers	119,605.00	119,605.00	.00	.00	119,605.00	.0%
TOTAL JUVENILE STAR PROGRAM	381,500.00	381,500.00	120,500.00	.00	261,000.00	31.6%
TOTAL REVENUES	381,500.00	381,500.00	120,500.00	.00	261,000.00	
051 JUVENILE PROBATION						
45 Charges for Services						
051 451900 JUVENILE PROBATION FEES	5,000.00	5,000.00	1,351.00	40.00	3,649.00	27.0
TOTAL Charges for Services	5,000.00	5,000.00	1,351.00	40.00	3,649.00	27.0%
47 Interest						
051 470000 INTEREST INCOME	10,000.00	10,000.00	199,709.15	16,132.10	-189,709.15	1997.1
TOTAL Interest	10,000.00	10,000.00	199,709.15	16,132.10	-189,709.15	1997.1%
48 Other Revenue						
051 480510 DISPOSAL OF PROPERTY	.00	.00	9,310.00	9,310.00	-9,310.00	100.0
051 489900 OTHER REVENUE	2,000.00	2,000.00	840.22	-9,178.05	1,159.78	42.0
TOTAL Other Revenue	2,000.00	2,000.00	10,150.22	131.95	-8,150.22	507.5%
73 Draws						
051 736100 DRAW FROM RESERVES	7,577,191.00	7,577,191.00	.00	.00	7,577,191.00	.0
TOTAL Draws	7,577,191.00	7,577,191.00	.00	.00	7,577,191.00	.0%
80 Transfers						
051 801100 XFER FROM GENERAL FUND	1,000,000.00	1,000,000.00	749,999.98	83,333.34	250,000.02	75.0

REVENUE SUMMARIES REPORT
ACCOUNT SUMMARY JUNE 2024

FOR 2024 09

	ORIGINAL ESTIM REV	REVISED EST REV	ACTUAL YTD REVENUE	ACTUAL MTD REVENUE	REMAINING REVENUE	PCT USE/COL
TOTAL Transfers	1,000,000.00	1,000,000.00	749,999.98	83,333.34	250,000.02	75.0%
TOTAL JUVENILE PROBATION	8,594,191.00	8,594,191.00	961,210.35	99,637.39	7,632,980.65	11.2%
TOTAL REVENUES	8,594,191.00	8,594,191.00	961,210.35	99,637.39	7,632,980.65	
054 TJJD (A) JUV PROB COMM GRANT						
42 Intergovernmental						
054 421500 TJPC-A STATE AID	2,191,159.00	2,191,159.00	1,900,833.41	182,597.00	290,325.59	86.8
054 427030 TJJD GRANT REVENUE	363,190.00	363,190.00	363,189.99	.00	.01	100.0
TOTAL Intergovernmental	2,554,349.00	2,554,349.00	2,264,023.40	182,597.00	290,325.60	88.6%
80 Transfers						
054 805100 XFER FROM LCJJC	260,619.00	260,619.00	.00	.00	260,619.00	.0
TOTAL Transfers	260,619.00	260,619.00	.00	.00	260,619.00	.0%
TOTAL TJJD (A) JUV PROB COMM G	2,814,968.00	2,814,968.00	2,264,023.40	182,597.00	550,944.60	80.4%
TOTAL REVENUES	2,814,968.00	2,814,968.00	2,264,023.40	182,597.00	550,944.60	
055 JUVENILE DETENTION						
42 Intergovernmental						
055 420100 GRANT REVENUE	.00	.00	45,000.00	45,000.00	-45,000.00	100.0
TOTAL Intergovernmental	.00	.00	45,000.00	45,000.00	-45,000.00	100.0%
45 Charges for Services						
055 451300 CONTRACTSERV-OTHER COUN	755,305.00	755,305.00	774,651.00	85,196.00	-19,346.00	102.6

REVENUE SUMMARIES REPORT
ACCOUNT SUMMARY JUNE 2024

FOR 2024 09

	ORIGINAL ESTIM REV	REVISED EST REV	ACTUAL YTD REVENUE	ACTUAL MTD REVENUE	REMAINING REVENUE	PCT USE/COL
TOTAL Charges for Services	755,305.00	755,305.00	774,651.00	85,196.00	-19,346.00	102.6%
80 Transfers						
055 805100 XFER FROM LCJJC	4,777,391.00	4,777,391.00	1,438,477.39	.00	3,338,913.61	30.1
TOTAL Transfers	4,777,391.00	4,777,391.00	1,438,477.39	.00	3,338,913.61	30.1%
TOTAL JUVENILE DETENTION	5,532,696.00	5,532,696.00	2,258,128.39	130,196.00	3,274,567.61	40.8%
TOTAL REVENUES	5,532,696.00	5,532,696.00	2,258,128.39	130,196.00	3,274,567.61	
057 JUVENILE FOOD SERVICE						
42 Intergovernmental						
057 420100 GRANT REVENUE	.00	12,934.00	6,466.40	.00	6,467.60	50.0
057 426600 DHS SCHOOL MEAL PROGRAM	150,000.00	150,000.00	115,019.04	.00	34,980.96	76.7
057 426700 DHS COMMODITIES PROGRAM	7,449.00	7,449.00	.00	.00	7,449.00	.0
TOTAL Intergovernmental	157,449.00	170,383.00	121,485.44	.00	48,897.56	71.3%
48 Other Revenue						
057 489900 OTHER REVENUE	6,405.00	6,405.00	287.24	.00	6,117.76	4.5
TOTAL Other Revenue	6,405.00	6,405.00	287.24	.00	6,117.76	4.5%
80 Transfers						
057 805100 XFER FROM LCJJC	255,242.00	255,242.00	122,852.93	.00	132,389.07	48.1
TOTAL Transfers	255,242.00	255,242.00	122,852.93	.00	132,389.07	48.1%
TOTAL JUVENILE FOOD SERVICE	419,096.00	432,030.00	244,625.61	.00	187,404.39	56.6%
TOTAL REVENUES	419,096.00	432,030.00	244,625.61	.00	187,404.39	

REVENUE SUMMARIES REPORT
ACCOUNT SUMMARY JUNE 2024

FOR 2024 09

	ORIGINAL ESTIM REV	REVISED EST REV	ACTUAL YTD REVENUE	ACTUAL MTD REVENUE	REMAINING REVENUE	PCT USE/COL
067 CJD DWI COURT GRANT						
42 Intergovernmental						
067 420100 GRANT REVENUE	50,796.00	50,796.00	20,032.06	.00	30,763.94	39.4
TOTAL Intergovernmental	50,796.00	50,796.00	20,032.06	.00	30,763.94	39.4%
TOTAL CJD DWI COURT GRANT	50,796.00	50,796.00	20,032.06	.00	30,763.94	39.4%
TOTAL REVENUES	50,796.00	50,796.00	20,032.06	.00	30,763.94	
070 ON LINE ACCESS						
47 Interest						
070 470000 INTEREST INCOME	7,000.00	7,000.00	11,455.06	1,301.37	-4,455.06	163.6
TOTAL Interest	7,000.00	7,000.00	11,455.06	1,301.37	-4,455.06	163.6%
73 Draws						
070 736100 DRAW FROM RESERVES	178,000.00	178,000.00	.00	.00	178,000.00	.0
TOTAL Draws	178,000.00	178,000.00	.00	.00	178,000.00	.0%
TOTAL ON LINE ACCESS	185,000.00	185,000.00	11,455.06	1,301.37	173,544.94	6.2%
TOTAL REVENUES	185,000.00	185,000.00	11,455.06	1,301.37	173,544.94	
072 CJD DRUG COURT GRANT						
42 Intergovernmental						
072 420100 GRANT REVENUE	50,796.00	50,796.00	12,465.43	.00	38,330.57	24.5

REVENUE SUMMARIES REPORT
ACCOUNT SUMMARY JUNE 2024

FOR 2024 09

	ORIGINAL ESTIM REV	REVISED EST REV	ACTUAL YTD REVENUE	ACTUAL MTD REVENUE	REMAINING REVENUE	PCT USE/COL
TOTAL Intergovernmental	50,796.00	50,796.00	12,465.43	.00	38,330.57	24.5%
TOTAL CJD DRUG COURT GRANT	50,796.00	50,796.00	12,465.43	.00	38,330.57	24.5%
TOTAL REVENUES	50,796.00	50,796.00	12,465.43	.00	38,330.57	

074 COUNTY DRUG COURT COURT COST

43 Fees

074 437000 DRUG COURT FEE	4,000.00	4,000.00	505.39	.00	3,494.61	12.6
074 437200 COUNTY SPECIALTY COURT	20,000.00	20,000.00	20,402.77	2,661.66	-402.77	102.0
TOTAL Fees	24,000.00	24,000.00	20,908.16	2,661.66	3,091.84	87.1%

47 Interest

074 470000 INTEREST INCOME	9,000.00	9,000.00	10,959.11	1,288.83	-1,959.11	121.8
TOTAL Interest	9,000.00	9,000.00	10,959.11	1,288.83	-1,959.11	121.8%
TOTAL COUNTY DRUG COURT COURT	33,000.00	33,000.00	31,867.27	3,950.49	1,132.73	96.6%
TOTAL REVENUES	33,000.00	33,000.00	31,867.27	3,950.49	1,132.73	

075 DISPUTE RESOLUTION

43 Fees

075 438000 ADR FEES	295,000.00	295,000.00	199,961.33	24,921.95	95,038.67	67.8
075 438100 ADMIN FEES	41,000.00	41,000.00	24,628.00	1,158.00	16,372.00	60.1
075 438210 MEDIATION FEES	56,000.00	56,000.00	25,532.82	787.50	30,467.18	45.6
075 438400 TRAINING FEES	23,125.00	23,125.00	8,812.50	.00	14,312.50	38.1
075 438500 ADR FEE OTH COUNTY	1,000.00	1,000.00	954.70	105.00	45.30	95.5
075 438600 CLIENT SERVICES	4,500.00	4,500.00	.00	.00	4,500.00	.0
TOTAL Fees	420,625.00	420,625.00	259,889.35	26,972.45	160,735.65	61.8%

47 Interest

REVENUE SUMMARIES REPORT
ACCOUNT SUMMARY JUNE 2024

FOR 2024 09

	ORIGINAL ESTIM REV	REVISED EST REV	ACTUAL YTD REVENUE	ACTUAL MTD REVENUE	REMAINING REVENUE	PCT USE/COL
075 470000 INTEREST INCOME	1,000.00	1,000.00	516.30	.00	483.70	51.6
TOTAL Interest	1,000.00	1,000.00	516.30	.00	483.70	51.6%
TOTAL DISPUTE RESOLUTION	421,625.00	421,625.00	260,405.65	26,972.45	161,219.35	61.8%
TOTAL REVENUES	421,625.00	421,625.00	260,405.65	26,972.45	161,219.35	
076 USDA AG MEDIATION GRANT						
42 Intergovernmental						
076 422010 FSA-USDA GRANT REVENUE	300,000.00	300,000.00	90,599.64	.00	209,400.36	30.2
TOTAL Intergovernmental	300,000.00	300,000.00	90,599.64	.00	209,400.36	30.2%
43 Fees						
076 438220 PROGRAM INCOME	1,500.00	1,500.00	.00	.00	1,500.00	.0
TOTAL Fees	1,500.00	1,500.00	.00	.00	1,500.00	.0%
48 Other Revenue						
076 480000 IN-KIND REVENUE	118,500.00	118,500.00	3,003.75	.00	115,496.25	2.5
076 489900 OTHER REVENUE	.00	.00	2,340.00	.00	-2,340.00	100.0
TOTAL Other Revenue	118,500.00	118,500.00	5,343.75	.00	113,156.25	4.5%
80 Transfers						
076 807500 XFER FROM DISPUTE RESOL	.00	.00	33,484.67	.00	-33,484.67	100.0
TOTAL Transfers	.00	.00	33,484.67	.00	-33,484.67	100.0%
TOTAL USDA AG MEDIATION GRANT	420,000.00	420,000.00	129,428.06	.00	290,571.94	30.8%
TOTAL REVENUES	420,000.00	420,000.00	129,428.06	.00	290,571.94	

REVENUE SUMMARIES REPORT
ACCOUNT SUMMARY JUNE 2024

FOR 2024 09

	ORIGINAL ESTIM REV	REVISED EST REV	ACTUAL YTD REVENUE	ACTUAL MTD REVENUE	REMAINING REVENUE	PCT USE/COL
077 DOMESTIC RELATIONS OFFICE						
42 Intergovernmental						
077 420100 GRANT REVENUE	.00	7,625.00	2,475.00	-5,150.00	5,150.00	32.5
TOTAL Intergovernmental	.00	7,625.00	2,475.00	-5,150.00	5,150.00	32.5%
43 Fees						
077 438010 DRO FEES LUBBOCK COUNTY	16,080.00	16,080.00	11,597.70	1,613.44	4,482.30	72.1
077 438100 ADMIN FEES	.00	.00	175.00	.00	-175.00	100.0
077 438200 SERVICE FEES	52,800.00	52,800.00	22,740.99	1,028.13	30,059.01	43.1
077 438510 SUPERVISED VISITATION	21,600.00	21,600.00	16,644.00	60.00	4,956.00	77.1
077 438700 COMMUNITY SUPERVISION	60,000.00	60,000.00	57,639.67	6,094.75	2,360.33	96.1
TOTAL Fees	150,480.00	150,480.00	108,797.36	8,796.32	41,682.64	72.3%
47 Interest						
077 470000 INTEREST INCOME	.00	.00	363.81	.00	-363.81	100.0
TOTAL Interest	.00	.00	363.81	.00	-363.81	100.0%
73 Draws						
077 736100 DRAW FROM RESERVES	28,665.00	28,665.00	.00	.00	28,665.00	.0
TOTAL Draws	28,665.00	28,665.00	.00	.00	28,665.00	.0%
TOTAL DOMESTIC RELATIONS OFFIC	179,145.00	186,770.00	111,636.17	3,646.32	75,133.83	59.8%
TOTAL REVENUES	179,145.00	186,770.00	111,636.17	3,646.32	75,133.83	
079 VENUE HOT & STVR TAX						
40 Tax Collections						

REVENUE SUMMARIES REPORT
ACCOUNT SUMMARY JUNE 2024

FOR 2024 09

	ORIGINAL ESTIM REV	REVISED EST REV	ACTUAL YTD REVENUE	ACTUAL MTD REVENUE	REMAINING REVENUE	PCT USE/COL
079 401200 HOT TAX	2,400,000.00	2,400,000.00	1,591,508.78	223,921.38	808,491.22	66.3
079 401400 HOT TAX PENALTY & INTER	6,000.00	6,000.00	3,160.42	662.33	2,839.58	52.7
079 401600 SHORT TERM VEHICLE RENT	800,000.00	800,000.00	608,272.32	82,279.22	191,727.68	76.0
079 401700 STVR PENALTY AND INTERE	50.00	50.00	39.38	.00	10.62	78.8
TOTAL Tax Collections	3,206,050.00	3,206,050.00	2,202,980.90	306,862.93	1,003,069.10	68.7%
47 Interest						
079 470000 INTEREST INCOME	300,000.00	300,000.00	365,069.44	35,027.45	-65,069.44	121.7
TOTAL Interest	300,000.00	300,000.00	365,069.44	35,027.45	-65,069.44	121.7%
48 Other Revenue						
079 489900 OTHER REVENUE	20,000.00	20,000.00	762.30	.00	19,237.70	3.8
TOTAL Other Revenue	20,000.00	20,000.00	762.30	.00	19,237.70	3.8%
80 Transfers						
079 820800 XFER FROM SPECIAL TAX R	35,000.00	35,000.00	35,000.00	.00	.00	100.0
TOTAL Transfers	35,000.00	35,000.00	35,000.00	.00	.00	100.0%
TOTAL VENUE HOT & STVR TAX	3,561,050.00	3,561,050.00	2,603,812.64	341,890.38	957,237.36	73.1%
TOTAL REVENUES	3,561,050.00	3,561,050.00	2,603,812.64	341,890.38	957,237.36	
081 LAW LIBRARY						
45 Charges for Services						
081 450900 COUNTY CLERK	67,500.00	67,500.00	50,715.00	5,320.00	16,785.00	75.1
081 451000 DISTRICT CLERK	104,700.00	104,700.00	72,135.54	9,997.61	32,564.46	68.9

REVENUE SUMMARIES REPORT
ACCOUNT SUMMARY JUNE 2024

FOR 2024 09

	ORIGINAL ESTIM REV	REVISED EST REV	ACTUAL YTD REVENUE	ACTUAL MTD REVENUE	REMAINING REVENUE	PCT USE/COL
TOTAL Charges for Services	172,200.00	172,200.00	122,850.54	15,317.61	49,349.46	71.3%
47 Interest						
081 470000 INTEREST INCOME	75.00	75.00	91.60	45.43	-16.60	122.1
TOTAL Interest	75.00	75.00	91.60	45.43	-16.60	122.1%
48 Other Revenue						
081 484601 COPIES-NETWORK PRINTER	100.00	100.00	58.90	3.90	41.10	58.9
081 489900 OTHER REVENUE	175.00	175.00	.00	.00	175.00	.0
TOTAL Other Revenue	275.00	275.00	58.90	3.90	216.10	21.4%
80 Transfers						
081 801100 XFER FROM GENERAL FUND	27,946.00	27,946.00	27,946.00	.00	.00	100.0
TOTAL Transfers	27,946.00	27,946.00	27,946.00	.00	.00	100.0%
TOTAL LAW LIBRARY	200,496.00	200,496.00	150,947.04	15,366.94	49,548.96	75.3%
TOTAL REVENUES	200,496.00	200,496.00	150,947.04	15,366.94	49,548.96	
083 ELECTION SERVICES						
45 Charges for Services						
083 453000 ELECTION SERVICES CONTR	1,067,774.00	1,067,774.00	.00	.00	1,067,774.00	.0
TOTAL Charges for Services	1,067,774.00	1,067,774.00	.00	.00	1,067,774.00	.0%
TOTAL ELECTION SERVICES	1,067,774.00	1,067,774.00	.00	.00	1,067,774.00	.0%
TOTAL REVENUES	1,067,774.00	1,067,774.00	.00	.00	1,067,774.00	
085 ELECTION ADMINISTRATION						

REVENUE SUMMARIES REPORT
ACCOUNT SUMMARY JUNE 2024

FOR 2024 09

	ORIGINAL ESTIM REV	REVISED EST REV	ACTUAL YTD REVENUE	ACTUAL MTD REVENUE	REMAINING REVENUE	PCT USE/COL
45 Charges for Services						
085 453000 ELECTION SERVICES CONTR	35,300.00	35,300.00	.00	.00	35,300.00	.0
TOTAL Charges for Services	35,300.00	35,300.00	.00	.00	35,300.00	.0%
47 Interest						
085 470000 INTEREST INCOME	7,000.00	7,000.00	9,964.32	1,119.08	-2,964.32	142.3
TOTAL Interest	7,000.00	7,000.00	9,964.32	1,119.08	-2,964.32	142.3%
TOTAL ELECTION ADMINISTRATION	42,300.00	42,300.00	9,964.32	1,119.08	32,335.68	23.6%
TOTAL REVENUES	42,300.00	42,300.00	9,964.32	1,119.08	32,335.68	
086 ELECTION EQUIPMENT						
45 Charges for Services						
086 453000 ELECTION SERVICES CONTR	106,000.00	106,000.00	.00	.00	106,000.00	.0
TOTAL Charges for Services	106,000.00	106,000.00	.00	.00	106,000.00	.0%
47 Interest						
086 470000 INTEREST INCOME	5,000.00	5,000.00	17,194.10	1,818.56	-12,194.10	343.9
TOTAL Interest	5,000.00	5,000.00	17,194.10	1,818.56	-12,194.10	343.9%
TOTAL ELECTION EQUIPMENT	111,000.00	111,000.00	17,194.10	1,818.56	93,805.90	15.5%
TOTAL REVENUES	111,000.00	111,000.00	17,194.10	1,818.56	93,805.90	
088 SETTLEMENTS FUND						
47 Interest						
088 470000 INTEREST INCOME	.00	500.00	1,291.27	612.20	-791.27	258.3

REVENUE SUMMARIES REPORT
ACCOUNT SUMMARY JUNE 2024

FOR 2024 09

	ORIGINAL ESTIM REV	REVISED EST REV	ACTUAL YTD REVENUE	ACTUAL MTD REVENUE	REMAINING REVENUE	PCT USE/COL
TOTAL Interest	.00	500.00	1,291.27	612.20	-791.27	258.3%
48 Other Revenue						
088 481530 OTHER SETTLEMENT - OPIO	.00	84,261.00	84,260.92	.00	.08	100.0
088 481535 OTHER SETTLEMENT - VWAG	.00	81,250.00	81,250.00	81,250.00	.00	100.0
TOTAL Other Revenue	.00	165,511.00	165,510.92	81,250.00	.08	100.0%
TOTAL SETTLEMENTS FUND	.00	166,011.00	166,802.19	81,862.20	-791.19	100.5%
TOTAL REVENUES	.00	166,011.00	166,802.19	81,862.20	-791.19	
090 DIST CLK RECORDS MGT. AND PRES						
43 Fees						
090 431200 DISTRICT CLERK RECORDS	550.00	550.00	53,836.61	7,011.87	-53,286.61	9788.5
TOTAL Fees	550.00	550.00	53,836.61	7,011.87	-53,286.61	9788.5%
47 Interest						
090 470000 INTEREST INCOME	1,600.00	1,600.00	1,559.27	308.35	40.73	97.5
TOTAL Interest	1,600.00	1,600.00	1,559.27	308.35	40.73	97.5%
73 Draws						
090 736100 DRAW FROM RESERVES	21,960.00	21,960.00	.00	.00	21,960.00	.0
TOTAL Draws	21,960.00	21,960.00	.00	.00	21,960.00	.0%
TOTAL DIST CLK RECORDS MGT. AN	24,110.00	24,110.00	55,395.88	7,320.22	-31,285.88	229.8%
TOTAL REVENUES	24,110.00	24,110.00	55,395.88	7,320.22	-31,285.88	
091 CTY CLK RECORDS MGT. AND PRES						

REVENUE SUMMARIES REPORT
ACCOUNT SUMMARY JUNE 2024

FOR 2024 09

	ORIGINAL ESTIM REV	REVISED EST REV	ACTUAL YTD REVENUE	ACTUAL MTD REVENUE	REMAINING REVENUE	PCT USE/COL
43 Fees						
091 431200 COUNTY CLERK RECORDS MG	553,500.00	553,500.00	410,538.08	53,797.00	142,961.92	74.2
TOTAL Fees	553,500.00	553,500.00	410,538.08	53,797.00	142,961.92	74.2%
47 Interest						
091 470000 INTEREST INCOME	171,000.00	171,000.00	205,435.57	24,206.67	-34,435.57	120.1
TOTAL Interest	171,000.00	171,000.00	205,435.57	24,206.67	-34,435.57	120.1%
TOTAL CTY CLK RECORDS MGT. AND	724,500.00	724,500.00	615,973.65	78,003.67	108,526.35	85.0%
TOTAL REVENUES	724,500.00	724,500.00	615,973.65	78,003.67	108,526.35	
092 CTY RECORDS MGT. AND PRES						
43 Fees						
092 431400 COUNTY RECORDS MGT. & P	83,715.00	83,715.00	43,054.00	6,889.42	40,661.00	51.4
TOTAL Fees	83,715.00	83,715.00	43,054.00	6,889.42	40,661.00	51.4%
47 Interest						
092 470000 INTEREST INCOME	6,000.00	6,000.00	19,440.31	2,094.29	-13,440.31	324.0
TOTAL Interest	6,000.00	6,000.00	19,440.31	2,094.29	-13,440.31	324.0%
TOTAL CTY RECORDS MGT. AND PRE	89,715.00	89,715.00	62,494.31	8,983.71	27,220.69	69.7%
TOTAL REVENUES	89,715.00	89,715.00	62,494.31	8,983.71	27,220.69	
093 COURTHOUSE SECURITY						
43 Fees						
093 431510 COURTHOUSE SECURITY FEE	137,607.00	137,607.00	103,305.60	11,490.20	34,301.40	75.1

REVENUE SUMMARIES REPORT
ACCOUNT SUMMARY JUNE 2024

FOR 2024 09

	ORIGINAL ESTIM REV	REVISED EST REV	ACTUAL YTD REVENUE	ACTUAL MTD REVENUE	REMAINING REVENUE	PCT USE/COL
TOTAL Fees	137,607.00	137,607.00	103,305.60	11,490.20	34,301.40	75.1%
47 Interest						
093 470000 INTEREST INCOME	3,000.00	3,000.00	5,434.31	545.14	-2,434.31	181.1
TOTAL Interest	3,000.00	3,000.00	5,434.31	545.14	-2,434.31	181.1%
TOTAL COURTHOUSE SECURITY	140,607.00	140,607.00	108,739.91	12,035.34	31,867.09	77.3%
TOTAL REVENUES	140,607.00	140,607.00	108,739.91	12,035.34	31,867.09	
094 COURT RECORD PRESERVATION						
43 Fees						
094 430500 COUNTY CLERK COURT RECO	100.00	100.00	.00	.00	100.00	.0
094 432600 DISTRICT CLERK COURT RE	200.00	200.00	91.26	.00	108.74	45.6
TOTAL Fees	300.00	300.00	91.26	.00	208.74	30.4%
47 Interest						
094 470000 INTEREST INCOME	9,000.00	9,000.00	9,574.02	1,092.50	-574.02	106.4
TOTAL Interest	9,000.00	9,000.00	9,574.02	1,092.50	-574.02	106.4%
73 Draws						
094 736100 DRAW FROM RESERVES	46,200.00	46,200.00	.00	.00	46,200.00	.0
TOTAL Draws	46,200.00	46,200.00	.00	.00	46,200.00	.0%
TOTAL COURT RECORD PRESERVATIO	55,500.00	55,500.00	9,665.28	1,092.50	45,834.72	17.4%
TOTAL REVENUES	55,500.00	55,500.00	9,665.28	1,092.50	45,834.72	
095 LOCAL TRUANCY PREVENT & DIVERS						

REVENUE SUMMARIES REPORT
ACCOUNT SUMMARY JUNE 2024

FOR 2024 09

	ORIGINAL ESTIM REV	REVISED EST REV	ACTUAL YTD REVENUE	ACTUAL MTD REVENUE	REMAINING REVENUE	PCT USE/COL
43 Fees						
095 435500 TRUANCY PREVENTION	14,338.00	14,338.00	11,368.87	1,493.13	2,969.13	79.3
TOTAL Fees	14,338.00	14,338.00	11,368.87	1,493.13	2,969.13	79.3%
47 Interest						
095 470000 INTEREST INCOME	1,160.00	1,160.00	2,046.45	250.64	-886.45	176.4
TOTAL Interest	1,160.00	1,160.00	2,046.45	250.64	-886.45	176.4%
TOTAL LOCAL TRUANCY PREVENT &	15,498.00	15,498.00	13,415.32	1,743.77	2,082.68	86.6%
TOTAL REVENUES	15,498.00	15,498.00	13,415.32	1,743.77	2,082.68	
096 HISTORICAL COMMISSION						
47 Interest						
096 470000 INTEREST INCOME	500.00	500.00	456.78	61.98	43.22	91.4
096 472000 ROYALTIES & DONATIONS	500.00	500.00	.00	.00	500.00	.0
TOTAL Interest	1,000.00	1,000.00	456.78	61.98	543.22	45.7%
80 Transfers						
096 801100 XFER FROM GENERAL FUND	6,200.00	6,200.00	6,200.00	.00	.00	100.0
TOTAL Transfers	6,200.00	6,200.00	6,200.00	.00	.00	100.0%
TOTAL HISTORICAL COMMISSION	7,200.00	7,200.00	6,656.78	61.98	543.22	92.5%
TOTAL REVENUES	7,200.00	7,200.00	6,656.78	61.98	543.22	
097 CHILD ABUSE PREVENTION						
43 Fees						
097 430100 CO CHILD ABUSE PREVENTI	200.00	200.00	542.01	11.39	-342.01	271.0

REVENUE SUMMARIES REPORT
ACCOUNT SUMMARY JUNE 2024

FOR 2024 09

	ORIGINAL ESTIM REV	REVISED EST REV	ACTUAL YTD REVENUE	ACTUAL MTD REVENUE	REMAINING REVENUE	PCT USE/COL
TOTAL Fees	200.00	200.00	542.01	11.39	-342.01	271.0%
47 Interest						
097 470000 INTEREST INCOME	153.00	153.00	136.40	15.28	16.60	89.2
TOTAL Interest	153.00	153.00	136.40	15.28	16.60	89.2%
TOTAL CHILD ABUSE PREVENTION	353.00	353.00	678.41	26.67	-325.41	192.2%
TOTAL REVENUES	353.00	353.00	678.41	26.67	-325.41	
099 CTY/DIST COURT TECHNOLOGY						
43 Fees						
099 430510 COUNTY COURT TECHNOLOGY	2,000.00	2,000.00	2,051.99	200.07	-51.99	102.6
099 432610 DISTRICT COURT TECHNOLOG	2,500.00	2,500.00	1,809.11	289.83	690.89	72.4
TOTAL Fees	4,500.00	4,500.00	3,861.10	489.90	638.90	85.8%
47 Interest						
099 470000 INTEREST INCOME	2,500.00	2,500.00	3,068.59	357.28	-568.59	122.7
TOTAL Interest	2,500.00	2,500.00	3,068.59	357.28	-568.59	122.7%
TOTAL CTY/DIST COURT TECHNOLOG	7,000.00	7,000.00	6,929.69	847.18	70.31	99.0%
TOTAL REVENUES	7,000.00	7,000.00	6,929.69	847.18	70.31	
102 DIST COURT RECORDS TECHNOLOGY						
43 Fees						
102 437310 DISTRICT COURT RECORDS	750.00	750.00	228.90	1.17	521.10	30.5

REVENUE SUMMARIES REPORT
ACCOUNT SUMMARY JUNE 2024

FOR 2024 09

	ORIGINAL ESTIM REV	REVISED EST REV	ACTUAL YTD REVENUE	ACTUAL MTD REVENUE	REMAINING REVENUE	PCT USE/COL
TOTAL Fees	750.00	750.00	228.90	1.17	521.10	30.5%
47 Interest						
102 470000 INTEREST INCOME	4,750.00	4,750.00	2,104.64	240.87	2,645.36	44.3
TOTAL Interest	4,750.00	4,750.00	2,104.64	240.87	2,645.36	44.3%
73 Draws						
102 736100 DRAW FROM RESERVES	54,500.00	54,500.00	.00	.00	54,500.00	.0
TOTAL Draws	54,500.00	54,500.00	.00	.00	54,500.00	.0%
TOTAL DIST COURT RECORDS TECHN	60,000.00	60,000.00	2,333.54	242.04	57,666.46	3.9%
TOTAL REVENUES	60,000.00	60,000.00	2,333.54	242.04	57,666.46	
103 COUNTY CLERK RECORDS ARCHIVES						
43 Fees						
103 437300 COUNTY CLERK RECORDS AR	550,000.00	550,000.00	371,360.00	49,330.00	178,640.00	67.5
TOTAL Fees	550,000.00	550,000.00	371,360.00	49,330.00	178,640.00	67.5%
47 Interest						
103 470000 INTEREST INCOME	120,000.00	120,000.00	146,510.88	17,335.99	-26,510.88	122.1
TOTAL Interest	120,000.00	120,000.00	146,510.88	17,335.99	-26,510.88	122.1%
TOTAL COUNTY CLERK RECORDS ARC	670,000.00	670,000.00	517,870.88	66,665.99	152,129.12	77.3%
TOTAL REVENUES	670,000.00	670,000.00	517,870.88	66,665.99	152,129.12	
105 COMMUNITY/ECONOMIC DEV PRG						
42 Intergovernmental						

REVENUE SUMMARIES REPORT
ACCOUNT SUMMARY JUNE 2024

FOR 2024 09

	ORIGINAL ESTIM REV	REVISED EST REV	ACTUAL YTD REVENUE	ACTUAL MTD REVENUE	REMAINING REVENUE	PCT USE/COL
105 420300 STATE GRANT REVENUE	46,950.00	46,950.00	.00	.00	46,950.00	.0
TOTAL Intergovernmental	46,950.00	46,950.00	.00	.00	46,950.00	.0%
47 Interest						
105 470000 INTEREST INCOME	20,000.00	20,000.00	18,373.69	2,005.25	1,626.31	91.9
TOTAL Interest	20,000.00	20,000.00	18,373.69	2,005.25	1,626.31	91.9%
TOTAL COMMUNITY/ECONOMIC DEV P	66,950.00	66,950.00	18,373.69	2,005.25	48,576.31	27.4%
TOTAL REVENUES	66,950.00	66,950.00	18,373.69	2,005.25	48,576.31	
106 AMERICAN RESCUE PLAN ACT						
42 Intergovernmental						
106 420100 GRANT REVENUE	22,913,060.00	22,913,060.00	21,428,630.29	.00	1,484,429.71	93.5
TOTAL Intergovernmental	22,913,060.00	22,913,060.00	21,428,630.29	.00	1,484,429.71	93.5%
47 Interest						
106 470000 INTEREST INCOME	.00	.00	2,078,001.20	65,158.53	-2,078,001.20	100.0
TOTAL Interest	.00	.00	2,078,001.20	65,158.53	-2,078,001.20	100.0%
TOTAL AMERICAN RESCUE PLAN ACT	22,913,060.00	22,913,060.00	23,506,631.49	65,158.53	-593,571.49	102.6%
TOTAL REVENUES	22,913,060.00	22,913,060.00	23,506,631.49	65,158.53	-593,571.49	
108 JP1 JUSTICE COURT TECHNOLOGY						
43 Fees						
108 430120 JUDICIAL TECH FUND FEE-	6,500.00	6,500.00	3,789.87	472.19	2,710.13	58.3

REVENUE SUMMARIES REPORT
ACCOUNT SUMMARY JUNE 2024

FOR 2024 09

	ORIGINAL ESTIM REV	REVISED EST REV	ACTUAL YTD REVENUE	ACTUAL MTD REVENUE	REMAINING REVENUE	PCT USE/COL
TOTAL Fees	6,500.00	6,500.00	3,789.87	472.19	2,710.13	58.3%
47 Interest						
108 470000 INTEREST INCOME	2,000.00	2,000.00	2,320.74	270.24	-320.74	116.0
TOTAL Interest	2,000.00	2,000.00	2,320.74	270.24	-320.74	116.0%
73 Draws						
108 736100 DRAW FROM RESERVES	20,301.00	20,301.00	.00	.00	20,301.00	.0
TOTAL Draws	20,301.00	20,301.00	.00	.00	20,301.00	.0%
TOTAL JP1 JUSTICE COURT TECHNO	28,801.00	28,801.00	6,110.61	742.43	22,690.39	21.2%
TOTAL REVENUES	28,801.00	28,801.00	6,110.61	742.43	22,690.39	
109 JP2 JUSTICE COURT TECHNOLOGY						
43 Fees						
109 430210 JUDICIAL TECH FUND FEE-	2,400.00	2,400.00	1,927.76	297.76	472.24	80.3
TOTAL Fees	2,400.00	2,400.00	1,927.76	297.76	472.24	80.3%
47 Interest						
109 470000 INTEREST INCOME	3,000.00	3,000.00	3,429.04	395.13	-429.04	114.3
TOTAL Interest	3,000.00	3,000.00	3,429.04	395.13	-429.04	114.3%
73 Draws						
109 736100 DRAW FROM RESERVES	14,600.00	14,600.00	.00	.00	14,600.00	.0

REVENUE SUMMARIES REPORT
ACCOUNT SUMMARY JUNE 2024

FOR 2024 09

	ORIGINAL ESTIM REV	REVISED EST REV	ACTUAL YTD REVENUE	ACTUAL MTD REVENUE	REMAINING REVENUE	PCT USE/COL
TOTAL Draws	14,600.00	14,600.00	.00	.00	14,600.00	.0%
TOTAL JP2 JUSTICE COURT TECHNO	20,000.00	20,000.00	5,356.80	692.89	14,643.20	26.8%
TOTAL REVENUES	20,000.00	20,000.00	5,356.80	692.89	14,643.20	
110 JP3 JUSTICE COURT TECHNOLOGY						
43 Fees						
110 430310 JUDICIAL TECH FUND FEE-	2,000.00	2,000.00	816.06	83.68	1,950.94	2.5
TOTAL Fees	2,000.00	2,000.00	816.06	83.68	1,950.94	40.8%
47 Interest						
110 470000 INTEREST INCOME	1,000.00	1,000.00	930.70	107.58	69.30	93.1
TOTAL Interest	1,000.00	1,000.00	930.70	107.58	69.30	93.1%
TOTAL JP3 JUSTICE COURT TECHNO	3,000.00	3,000.00	1,746.76	191.26	2,020.24	58.2%
TOTAL REVENUES	3,000.00	3,000.00	1,746.76	191.26	2,020.24	
111 JP4 JUSTICE COURT TECHNOLOGY						
43 Fees						
111 430400 JUDICIAL TECH FUND FEE-	5,000.00	5,000.00	3,193.42	388.36	1,806.58	63.9
TOTAL Fees	5,000.00	5,000.00	3,193.42	388.36	1,806.58	63.9%
47 Interest						
111 470000 INTEREST INCOME	3,500.00	3,500.00	2,942.43	301.50	557.57	84.1

REVENUE SUMMARIES REPORT
ACCOUNT SUMMARY JUNE 2024

FOR 2024 09

	ORIGINAL ESTIM REV	REVISED EST REV	ACTUAL YTD REVENUE	ACTUAL MTD REVENUE	REMAINING REVENUE	PCT USE/COL
TOTAL Interest	3,500.00	3,500.00	2,942.43	301.50	557.57	84.1%
73 Draws						
111 736100 DRAW FROM RESERVES	23,050.00	23,050.00	.00	.00	23,050.00	.0
TOTAL Draws	23,050.00	23,050.00	.00	.00	23,050.00	.0%
TOTAL JP4 JUSTICE COURT TECHNO	31,550.00	31,550.00	6,135.85	689.86	25,414.15	19.4%
TOTAL REVENUES	31,550.00	31,550.00	6,135.85	689.86	25,414.15	
112 COURT FACILITY FEE						
43 Fees						
112 430300 COUNTY CLERK	43,800.00	43,800.00	28,980.32	3,040.05	14,819.68	66.2
112 432300 DISTRICT CLERK FEES	63,325.00	63,325.00	40,972.35	5,712.89	22,352.65	64.7
TOTAL Fees	107,125.00	107,125.00	69,952.67	8,752.94	37,172.33	65.3%
47 Interest						
112 470000 INTEREST INCOME	2,600.00	2,600.00	6,767.91	932.39	-4,167.91	260.3
TOTAL Interest	2,600.00	2,600.00	6,767.91	932.39	-4,167.91	260.3%
TOTAL COURT FACILITY FEE	109,725.00	109,725.00	76,720.58	9,685.33	33,004.42	69.9%
TOTAL REVENUES	109,725.00	109,725.00	76,720.58	9,685.33	33,004.42	
114 JUDICIAL EDUCATION & SUPPORT						
43 Fees						
114 430300 COUNTY CLERK	5,600.00	5,600.00	3,505.00	425.00	2,095.00	62.6

REVENUE SUMMARIES REPORT
ACCOUNT SUMMARY JUNE 2024

FOR 2024 09

	ORIGINAL ESTIM REV	REVISED EST REV	ACTUAL YTD REVENUE	ACTUAL MTD REVENUE	REMAINING REVENUE	PCT USE/COL
TOTAL Fees	5,600.00	5,600.00	3,505.00	425.00	2,095.00	62.6%
47 Interest						
114 470000 INTEREST INCOME	175.00	175.00	371.29	48.59	-196.29	212.2
TOTAL Interest	175.00	175.00	371.29	48.59	-196.29	212.2%
TOTAL JUDICIAL EDUCATION & SUP	5,775.00	5,775.00	3,876.29	473.59	1,898.71	67.1%
TOTAL REVENUES	5,775.00	5,775.00	3,876.29	473.59	1,898.71	
115 LANGUAGE ACCESS						
43 Fees						
115 430300 COUNTY CLERK	5,742.00	5,742.00	4,347.00	456.00	1,395.00	75.7
115 432300 DISTRICT CLERK FEES	8,299.00	8,299.00	6,146.11	856.98	2,152.89	74.1
115 433100 JP PRECINCT 1	4,491.00	4,491.00	3,951.00	453.00	540.00	88.0
115 433200 JP PRECINCT 2	5,801.00	5,801.00	4,638.00	606.00	1,163.00	80.0
115 433300 JP PRECINCT 3	8,348.00	8,348.00	6,323.02	726.00	2,024.98	75.7
115 433400 JP PRECINCT 4	3,834.00	3,834.00	3,735.00	510.00	99.00	97.4
TOTAL Fees	36,515.00	36,515.00	29,140.13	3,607.98	7,374.87	79.8%
47 Interest						
115 470000 INTEREST INCOME	1,000.00	1,000.00	2,706.63	358.25	-1,706.63	270.7
TOTAL Interest	1,000.00	1,000.00	2,706.63	358.25	-1,706.63	270.7%
TOTAL LANGUAGE ACCESS	37,515.00	37,515.00	31,846.76	3,966.23	5,668.24	84.9%
TOTAL REVENUES	37,515.00	37,515.00	31,846.76	3,966.23	5,668.24	
122 SHERIFF CONTRABAND						
46 Fines/Forfeitures						
122 461200 FORFEIT ASSETS - DEA	2,894.00	2,894.00	.00	.00	2,894.00	.0

REVENUE SUMMARIES REPORT
ACCOUNT SUMMARY JUNE 2024

FOR 2024 09

	ORIGINAL ESTIM REV	REVISED EST REV	ACTUAL YTD REVENUE	ACTUAL MTD REVENUE	REMAINING REVENUE	PCT USE/COL
122 461400 FORFEITED FUNDS-CRIMINA	140,754.00	140,754.00	92,325.24	.00	48,428.76	65.6
TOTAL Fines/Forfeitures	143,648.00	143,648.00	92,325.24	.00	51,322.76	64.3%
47 Interest						
122 470000 INTEREST INCOME	15,000.00	15,000.00	6,928.05	.00	8,071.95	46.2
TOTAL Interest	15,000.00	15,000.00	6,928.05	.00	8,071.95	46.2%
48 Other Revenue						
122 489900 OTHER REVENUE	.00	.00	1,976.31	.00	-1,976.31	100.0
TOTAL Other Revenue	.00	.00	1,976.31	.00	-1,976.31	100.0%
73 Draws						
122 736100 DRAW FROM RESERVES	169,352.00	169,352.00	.00	.00	169,352.00	.0
TOTAL Draws	169,352.00	169,352.00	.00	.00	169,352.00	.0%
TOTAL SHERIFF CONTRABAND	328,000.00	328,000.00	101,229.60	.00	226,770.40	30.9%
TOTAL REVENUES	328,000.00	328,000.00	101,229.60	.00	226,770.40	
124 INMATE SUPPLY						
47 Interest						
124 470000 INTEREST INCOME	60,000.00	60,000.00	107,764.37	.00	-47,764.37	179.6
TOTAL Interest	60,000.00	60,000.00	107,764.37	.00	-47,764.37	179.6%
48 Other Revenue						
124 484300 CONCESSION COMMISSIONS	1,000,000.00	1,000,000.00	601,256.85	.00	398,743.15	60.1

REVENUE SUMMARIES REPORT
ACCOUNT SUMMARY JUNE 2024

FOR 2024 09

	ORIGINAL ESTIM REV	REVISED EST REV	ACTUAL YTD REVENUE	ACTUAL MTD REVENUE	REMAINING REVENUE	PCT USE/COL
124 489900 OTHER REVENUE	5,000.00	5,000.00	3,382.17	.00	1,617.83	67.6
TOTAL Other Revenue	1,005,000.00	1,005,000.00	604,639.02	.00	400,360.98	60.2%
73 Draws						
124 736100 DRAW FROM RESERVES	49,000.00	49,000.00	.00	.00	49,000.00	.0
TOTAL Draws	49,000.00	49,000.00	.00	.00	49,000.00	.0%
TOTAL INMATE SUPPLY	1,114,000.00	1,114,000.00	712,403.39	.00	401,596.61	64.0%
TOTAL REVENUES	1,114,000.00	1,114,000.00	712,403.39	.00	401,596.61	
126 VINE GRANT						
42 Intergovernmental						
126 420370 STATE REVENUE	30,171.00	30,286.00	22,713.96	.00	7,572.04	75.0
TOTAL Intergovernmental	30,171.00	30,286.00	22,713.96	.00	7,572.04	75.0%
TOTAL VINE GRANT	30,171.00	30,286.00	22,713.96	.00	7,572.04	75.0%
TOTAL REVENUES	30,171.00	30,286.00	22,713.96	.00	7,572.04	
128 HOMELAND SECURITY GRANT						
42 Intergovernmental						
128 423000 2014 HSGP HOMELAND SECU	212,674.00	212,674.00	149,870.63	.00	62,803.37	70.5
TOTAL Intergovernmental	212,674.00	212,674.00	149,870.63	.00	62,803.37	70.5%
TOTAL HOMELAND SECURITY GRANT	212,674.00	212,674.00	149,870.63	.00	62,803.37	70.5%
TOTAL REVENUES	212,674.00	212,674.00	149,870.63	.00	62,803.37	

129 HAZARD MITIGATION GRANT-EM

42 Intergovernmental

REVENUE SUMMARIES REPORT
ACCOUNT SUMMARY JUNE 2024

FOR 2024 09

	ORIGINAL ESTIM REV	REVISED EST REV	ACTUAL YTD REVENUE	ACTUAL MTD REVENUE	REMAINING REVENUE	PCT USE/COL
129 423300 HAZARD MITIGATION GRANT	185,600.00	185,600.00	.00	.00	185,600.00	.0
129 423400 HAZARD MITIGATION INKIN	58,000.00	58,000.00	.00	.00	58,000.00	.0
TOTAL Intergovernmental	243,600.00	243,600.00	.00	.00	243,600.00	.0%
TOTAL HAZARD MITIGATION GRANT-	243,600.00	243,600.00	.00	.00	243,600.00	.0%
TOTAL REVENUES	243,600.00	243,600.00	.00	.00	243,600.00	
130 PROJECT SAFE NEIGHBORHOOD						
42 Intergovernmental						
130 420100 GRANT REVENUE	136,000.00	136,000.00	.00	.00	136,000.00	.0
TOTAL Intergovernmental	136,000.00	136,000.00	.00	.00	136,000.00	.0%
TOTAL PROJECT SAFE NEIGHBORHOOD	136,000.00	136,000.00	.00	.00	136,000.00	.0%
TOTAL REVENUES	136,000.00	136,000.00	.00	.00	136,000.00	
142 LEOSE SHERIFF						
42 Intergovernmental						
142 424700 LEOSE REVENUE	21,000.00	21,000.00	53,693.19	.00	-32,693.19	255.7
TOTAL Intergovernmental	21,000.00	21,000.00	53,693.19	.00	-32,693.19	255.7%
47 Interest						
142 470000 INTEREST INCOME	5,000.00	5,000.00	6,516.40	814.92	-1,516.40	130.3
TOTAL Interest	5,000.00	5,000.00	6,516.40	814.92	-1,516.40	130.3%
TOTAL LEOSE SHERIFF	26,000.00	26,000.00	60,209.59	814.92	-34,209.59	231.6%
TOTAL REVENUES	26,000.00	26,000.00	60,209.59	814.92	-34,209.59	
145 SHERIFF COMMISSARY SALARY						

REVENUE SUMMARIES REPORT
ACCOUNT SUMMARY JUNE 2024

FOR 2024 09

	ORIGINAL ESTIM REV	REVISED EST REV	ACTUAL YTD REVENUE	ACTUAL MTD REVENUE	REMAINING REVENUE	PCT USE/COL
42 Intergovernmental						
145 424500 COMMISSARY SALARY REIMB	958,673.00	958,673.00	704,801.37	81,515.66	253,871.63	73.5
TOTAL Intergovernmental	958,673.00	958,673.00	704,801.37	81,515.66	253,871.63	73.5%
TOTAL SHERIFF COMMISSARY SALAR	958,673.00	958,673.00	704,801.37	81,515.66	253,871.63	73.5%
TOTAL REVENUES	958,673.00	958,673.00	704,801.37	81,515.66	253,871.63	
146 LECD EMER COMMUNICATION GRANT						
42 Intergovernmental						
146 420410 GRANT REVENUE LECD	.00	40,250.00	.00	.00	40,250.00	.0
TOTAL Intergovernmental	.00	40,250.00	.00	.00	40,250.00	.0%
TOTAL LECD EMER COMMUNICATION	.00	40,250.00	.00	.00	40,250.00	.0%
TOTAL REVENUES	.00	40,250.00	.00	.00	40,250.00	
150 TAG GRANT						
42 Intergovernmental						
150 420100 GRANT REVENUE	12,552,087.00	12,552,087.00	2,019,018.81	.00	10,533,068.19	16.1
TOTAL Intergovernmental	12,552,087.00	12,552,087.00	2,019,018.81	.00	10,533,068.19	16.1%
TOTAL TAG GRANT	12,552,087.00	12,552,087.00	2,019,018.81	.00	10,533,068.19	16.1%
TOTAL REVENUES	12,552,087.00	12,552,087.00	2,019,018.81	.00	10,533,068.19	
152 TAG CRIMINAL JUSTICE GRANT						
42 Intergovernmental						
152 420100 GRANT REVENUE	.00	23,910.00	10,000.00	.00	13,910.00	41.8

REVENUE SUMMARIES REPORT
ACCOUNT SUMMARY JUNE 2024

FOR 2024 09

	ORIGINAL ESTIM REV	REVISED EST REV	ACTUAL YTD REVENUE	ACTUAL MTD REVENUE	REMAINING REVENUE	PCT USE/COL
TOTAL Intergovernmental	.00	23,910.00	10,000.00	.00	13,910.00	41.8%
TOTAL TAG CRIMINAL JUSTICE GRA	.00	23,910.00	10,000.00	.00	13,910.00	41.8%
TOTAL REVENUES	.00	23,910.00	10,000.00	.00	13,910.00	
161 CDA BUSINESS CRIMES						
43 Fees						
161 434200 BAD CHECK COLLECTION FE	35,000.00	35,000.00	18,028.14	.00	16,971.86	51.5
TOTAL Fees	35,000.00	35,000.00	18,028.14	.00	16,971.86	51.5%
47 Interest						
161 470000 INTEREST INCOME	3,500.00	3,500.00	3,925.26	.00	-425.26	112.2
TOTAL Interest	3,500.00	3,500.00	3,925.26	.00	-425.26	112.2%
48 Other Revenue						
161 481500 OTHER REFUNDS/REIMBURSE	38,000.00	38,000.00	10,937.34	.00	27,062.66	28.8
161 489900 OTHER REVENUE	10,000.00	10,000.00	4,291.04	.00	5,708.96	42.9
TOTAL Other Revenue	48,000.00	48,000.00	15,228.38	.00	32,771.62	31.7%
TOTAL CDA BUSINESS CRIMES	86,500.00	86,500.00	37,181.78	.00	49,318.22	43.0%
TOTAL REVENUES	86,500.00	86,500.00	37,181.78	.00	49,318.22	
163 CDA CONTRABAND						
47 Interest						
163 470000 INTEREST INCOME	4,000.00	4,000.00	4,499.16	.00	-499.16	112.5

REVENUE SUMMARIES REPORT
ACCOUNT SUMMARY JUNE 2024

FOR 2024 09

	ORIGINAL ESTIM REV	REVISED EST REV	ACTUAL YTD REVENUE	ACTUAL MTD REVENUE	REMAINING REVENUE	PCT USE/COL
TOTAL Interest	4,000.00	4,000.00	4,499.16	.00	-499.16	112.5%
48 Other Revenue						
163 489900 OTHER REVENUE	96,000.00	96,000.00	57,145.58	.00	38,854.42	59.5
TOTAL Other Revenue	96,000.00	96,000.00	57,145.58	.00	38,854.42	59.5%
TOTAL CDA CONTRABAND	100,000.00	100,000.00	61,644.74	.00	38,355.26	61.6%
TOTAL REVENUES	100,000.00	100,000.00	61,644.74	.00	38,355.26	
164 CDA SPATTF GRANT						
42 Intergovernmental						
164 420100 GRANT REVENUE	.00	.00	2,500.00	.00	-2,500.00	100.0
164 420300 STATE GRANT REVENUE	960,920.00	960,920.00	177,029.66	.00	783,890.34	18.4
164 420400 SPATTF REVENUE-FEDERAL	.00	.00	-2,138.90	.00	2,138.90	100.0
TOTAL Intergovernmental	960,920.00	960,920.00	177,390.76	.00	783,529.24	18.5%
47 Interest						
164 470010 INTEREST INCOME-PROGRAM	.00	.00	11,884.18	.00	-11,884.18	100.0
164 470100 INTEREST INCOME-FEDERAL	.00	.00	1,839.74	.00	-1,839.74	100.0
TOTAL Interest	.00	.00	13,723.92	.00	-13,723.92	100.0%
48 Other Revenue						
164 480000 IN-KIND REVENUE	258,720.00	258,720.00	233,740.00	21,560.00	24,980.00	90.3
164 480520 SPATTF PROGRAM INCOME	39,700.00	39,700.00	47,350.73	.00	-7,650.73	119.3
TOTAL Other Revenue	298,420.00	298,420.00	281,090.73	21,560.00	17,329.27	94.2%
80 Transfers						

REVENUE SUMMARIES REPORT
ACCOUNT SUMMARY JUNE 2024

FOR 2024 09

	ORIGINAL ESTIM REV	REVISED EST REV	ACTUAL YTD REVENUE	ACTUAL MTD REVENUE	REMAINING REVENUE	PCT USE/COL
164 801100 XFER FROM GENERAL FUND	242,828.00	242,828.00	1,193.94	.00	241,634.06	.5
TOTAL Transfers	242,828.00	242,828.00	1,193.94	.00	241,634.06	.5%
TOTAL CDA SPATTF GRANT	1,502,168.00	1,502,168.00	473,399.35	21,560.00	1,028,768.65	31.5%
TOTAL REVENUES	1,502,168.00	1,502,168.00	473,399.35	21,560.00	1,028,768.65	
166 CDA JAG GRANT						
42 Intergovernmental						
166 422510 FEDERAL GRANT REVENUE-J	104,947.00	66,484.00	66,483.50	.00	.50	100.0
166 422700 FEDERAL GRANT REVENUE-J	86,172.00	42,318.00	42,317.81	.00	.19	100.0
166 422800 FEDERAL GRANT REVENUE-J	.00	114,355.00	114,354.50	.00	.50	100.0
TOTAL Intergovernmental	191,119.00	223,157.00	223,155.81	.00	1.19	100.0%
47 Interest						
166 470020 INTEREST REVENUE JAG23	.00	.00	1,143.44	.00	-1,143.44	100.0
166 470300 INTEREST REVENUE-JAG22	.00	.00	5,210.43	.00	-5,210.43	100.0
166 470900 INTEREST REVENUE JAG21	.00	6,246.00	6,245.74	.00	.26	100.0
TOTAL Interest	.00	6,246.00	12,599.61	.00	-6,353.61	201.7%
TOTAL CDA JAG GRANT	191,119.00	229,403.00	235,755.42	.00	-6,352.42	102.8%
TOTAL REVENUES	191,119.00	229,403.00	235,755.42	.00	-6,352.42	
168 CDA Border Prosecution Unit						
42 Intergovernmental						
168 420100 GRANT REVENUE	439,530.00	729,299.00	102,204.38	.00	627,094.62	14.0
TOTAL Intergovernmental	439,530.00	729,299.00	102,204.38	.00	627,094.62	14.0%

REVENUE SUMMARIES REPORT
ACCOUNT SUMMARY JUNE 2024

FOR 2024 09

	ORIGINAL ESTIM REV	REVISED EST REV	ACTUAL YTD REVENUE	ACTUAL MTD REVENUE	REMAINING REVENUE	PCT USE/COL
TOTAL CDA Border Prosecution U	439,530.00	729,299.00	102,204.38	.00	627,094.62	14.0%
TOTAL REVENUES	439,530.00	729,299.00	102,204.38	.00	627,094.62	
171 CDA VOCA VICTIM ADV PROJECT						
42 Intergovernmental						
171 420300 STATE GRANT REVENUE	111,173.00	111,173.00	73,985.85	.00	37,187.15	66.6
TOTAL Intergovernmental	111,173.00	111,173.00	73,985.85	.00	37,187.15	66.6%
80 Transfers						
171 801100 XFER FROM GENERAL FUND	36,301.00	36,301.00	18,496.45	.00	17,804.55	51.0
TOTAL Transfers	36,301.00	36,301.00	18,496.45	.00	17,804.55	51.0%
TOTAL CDA VOCA VICTIM ADV PROJ	147,474.00	147,474.00	92,482.30	.00	54,991.70	62.7%
TOTAL REVENUES	147,474.00	147,474.00	92,482.30	.00	54,991.70	
202 UNLIMITED TAX ROAD BONDS						
40 Tax Collections						
202 400100 CURRENT AD VALOREM TAXE	7,731,483.00	7,731,483.00	7,694,998.86	37,747.58	36,484.14	99.5
202 400400 PEN & INT - CURRENT LEV	31,700.00	31,700.00	29,026.49	4,102.81	2,673.51	91.6
202 400500 DELIQ TAXES - PRIOR YEA	47,163.00	47,163.00	4,869.85	-305.28	42,293.15	10.3
202 400600 PEN & INT - PRIOR YEARS	23,968.00	23,968.00	5,774.00	301.40	18,194.00	24.1
TOTAL Tax Collections	7,834,314.00	7,834,314.00	7,734,669.20	41,846.51	99,644.80	98.7%
47 Interest						
202 470000 INTEREST INCOME	15,000.00	15,000.00	57,617.34	7,358.43	-42,617.34	384.1

REVENUE SUMMARIES REPORT
ACCOUNT SUMMARY JUNE 2024

FOR 2024 09

	ORIGINAL ESTIM REV	REVISED EST REV	ACTUAL YTD REVENUE	ACTUAL MTD REVENUE	REMAINING REVENUE	PCT USE/COL
TOTAL Interest	15,000.00	15,000.00	57,617.34	7,358.43	-42,617.34	384.1%
48 Other Revenue						
202 489900 OTHER REVENUE	93,807.00	93,807.00	1,864.97	.00	91,942.03	2.0
TOTAL Other Revenue	93,807.00	93,807.00	1,864.97	.00	91,942.03	2.0%
TOTAL UNLIMITED TAX ROAD BONDS	7,943,121.00	7,943,121.00	7,794,151.51	49,204.94	148,969.49	98.1%
TOTAL REVENUES	7,943,121.00	7,943,121.00	7,794,151.51	49,204.94	148,969.49	
203 GEN OB REFUNDING BOND SRS 2021						
40 Tax Collections						
203 400100 CURRENT AD VALOREM TAXE	894,117.00	894,117.00	885,715.93	4,344.85	8,401.07	99.1
203 400400 PEN & INT - CURRENT LEV	3,748.00	3,748.00	3,341.04	472.24	406.96	89.1
203 400500 DELIQ TAXES - PRIOR YEA	5,576.00	5,576.00	16,707.69	-1,047.36	-11,131.69	299.6
203 400600 PEN & INT - PRIOR YEARS	2,834.00	2,834.00	19,809.90	1,034.05	-16,975.90	699.0
TOTAL Tax Collections	906,275.00	906,275.00	925,574.56	4,803.78	-19,299.56	102.1%
47 Interest						
203 470000 INTEREST INCOME	8,000.00	8,000.00	98,771.86	11,129.30	-90,771.86	1234.6
TOTAL Interest	8,000.00	8,000.00	98,771.86	11,129.30	-90,771.86	1234.6%
TOTAL GEN OB REFUNDING BOND SR	914,275.00	914,275.00	1,024,346.42	15,933.08	-110,071.42	112.0%
TOTAL REVENUES	914,275.00	914,275.00	1,024,346.42	15,933.08	-110,071.42	
208 SPECIAL TAX REVENUE BONDS 2020						
47 Interest						
208 470000 INTEREST INCOME	35,000.00	35,000.00	39,698.41	6,650.20	-4,698.41	113.4

REVENUE SUMMARIES REPORT
ACCOUNT SUMMARY JUNE 2024

FOR 2024 09

	ORIGINAL ESTIM REV	REVISED EST REV	ACTUAL YTD REVENUE	ACTUAL MTD REVENUE	REMAINING REVENUE	PCT USE/COL
TOTAL Interest	35,000.00	35,000.00	39,698.41	6,650.20	-4,698.41	113.4%
80 Transfers						
208 807900 XFER FROM VENUE HOT STV	1,210,570.00	1,210,570.00	1,210,570.00	.00	.00	100.0
TOTAL Transfers	1,210,570.00	1,210,570.00	1,210,570.00	.00	.00	100.0%
TOTAL SPECIAL TAX REVENUE BOND	1,245,570.00	1,245,570.00	1,250,268.41	6,650.20	-4,698.41	100.4%
TOTAL REVENUES	1,245,570.00	1,245,570.00	1,250,268.41	6,650.20	-4,698.41	
301 MPO ROAD CONSTRUCTION						
47 Interest						
301 470000 INTEREST INCOME	29,313.00	29,313.00	17,775.61	2,804.99	11,537.39	60.6
TOTAL Interest	29,313.00	29,313.00	17,775.61	2,804.99	11,537.39	60.6%
73 Draws						
301 736100 DRAW FROM RESERVES	563,979.00	563,979.00	.00	.00	563,979.00	.0
TOTAL Draws	563,979.00	563,979.00	.00	.00	563,979.00	.0%
80 Transfers						
301 801100 XFER FROM GENERAL FUND	250,000.00	816,979.00	816,979.00	.00	.00	100.0
TOTAL Transfers	250,000.00	816,979.00	816,979.00	.00	.00	100.0%
TOTAL MPO ROAD CONSTRUCTION	843,292.00	1,410,271.00	834,754.61	2,804.99	575,516.39	59.2%
TOTAL REVENUES	843,292.00	1,410,271.00	834,754.61	2,804.99	575,516.39	

302 TAX ROAD BOND CONSTRUCTION

47 Interest

REVENUE SUMMARIES REPORT
ACCOUNT SUMMARY JUNE 2024

FOR 2024 09

	ORIGINAL ESTIM REV	REVISED EST REV	ACTUAL YTD REVENUE	ACTUAL MTD REVENUE	REMAINING REVENUE	PCT USE/COL
302 470000 INTEREST INCOME	750,000.00	750,000.00	1,889,960.23	207,676.30	-1,139,960.23	252.0
TOTAL Interest	750,000.00	750,000.00	1,889,960.23	207,676.30	-1,139,960.23	252.0%
73 Draws						
302 736100 DRAW FROM RESERVES	59,059,148.00	59,059,148.00	.00	.00	59,059,148.00	.0
TOTAL Draws	59,059,148.00	59,059,148.00	.00	.00	59,059,148.00	.0%
TOTAL TAX ROAD BOND CONSTRUCTIO	59,809,148.00	59,809,148.00	1,889,960.23	207,676.30	57,919,187.77	3.2%
TOTAL REVENUES	59,809,148.00	59,809,148.00	1,889,960.23	207,676.30	57,919,187.77	
304 MEDICAL EXAMINER CONSTRUCTION						
47 Interest						
304 470000 INTEREST INCOME	.00	200,000.00	691,636.74	125,616.06	-491,636.74	345.8
TOTAL Interest	.00	200,000.00	691,636.74	125,616.06	-491,636.74	345.8%
48 Other Revenue						
304 485500 BOND PROCEEDS	.00	35,683,973.00	35,683,972.07	.00	.93	100.0
304 489900 OTHER REVENUE	.00	6,479.00	6,479.10	.00	-.10	100.0
TOTAL Other Revenue	.00	35,690,452.00	35,690,451.17	.00	.83	100.0%
TOTAL MEDICAL EXAMINER CONSTRU	.00	35,890,452.00	36,382,087.91	125,616.06	-491,635.91	101.4%
TOTAL REVENUES	.00	35,890,452.00	36,382,087.91	125,616.06	-491,635.91	
307 CRTS RENOVATIONS #2						
47 Interest						
307 470000 INTEREST INCOME	60,000.00	60,000.00	46,557.48	.00	13,442.52	77.6

REVENUE SUMMARIES REPORT
ACCOUNT SUMMARY JUNE 2024

FOR 2024 09

	ORIGINAL ESTIM REV	REVISED EST REV	ACTUAL YTD REVENUE	ACTUAL MTD REVENUE	REMAINING REVENUE	PCT USE/COL
TOTAL Interest	60,000.00	60,000.00	46,557.48	.00	13,442.52	77.6%
73 Draws						
307 736100 DRAW FROM RESERVES	2,400,000.00	2,400,000.00	.00	.00	2,400,000.00	.0
TOTAL Draws	2,400,000.00	2,400,000.00	.00	.00	2,400,000.00	.0%
80 Transfers						
307 801100 XFER FROM GENERAL FUND	2,753,000.00	2,753,000.00	.00	.00	2,753,000.00	.0
TOTAL Transfers	2,753,000.00	2,753,000.00	.00	.00	2,753,000.00	.0%
TOTAL CRTC RENOVATIONS #2	5,213,000.00	5,213,000.00	46,557.48	.00	5,166,442.52	.9%
TOTAL REVENUES	5,213,000.00	5,213,000.00	46,557.48	.00	5,166,442.52	
308 VENUE CAPITAL PROJECT						
47 Interest						
308 470000 INTEREST INCOME	20,000.00	20,000.00	8,511.88	2,264.71	11,488.12	42.6
TOTAL Interest	20,000.00	20,000.00	8,511.88	2,264.71	11,488.12	42.6%
73 Draws						
308 736100 DRAW FROM RESERVES	180,200.00	180,200.00	.00	.00	180,200.00	.0
TOTAL Draws	180,200.00	180,200.00	.00	.00	180,200.00	.0%
80 Transfers						
308 807900 XFER FROM VENUE HOT STV	.00	1,800,000.00	1,800,000.00	.00	.00	100.0

REVENUE SUMMARIES REPORT
ACCOUNT SUMMARY JUNE 2024

FOR 2024 09

	ORIGINAL ESTIM REV	REVISED EST REV	ACTUAL YTD REVENUE	ACTUAL MTD REVENUE	REMAINING REVENUE	PCT USE/COL
TOTAL Transfers	.00	1,800,000.00	1,800,000.00	.00	.00	100.0%
TOTAL VENUE CAPITAL PROJECT	200,200.00	2,000,200.00	1,808,511.88	2,264.71	191,688.12	90.4%
TOTAL REVENUES	200,200.00	2,000,200.00	1,808,511.88	2,264.71	191,688.12	
401 EMPLOYEE HEALTH BENEFIT						
47 Interest						
401 470000 INTEREST INCOME	180,000.00	180,000.00	97,174.50	7,983.23	82,825.50	54.0
TOTAL Interest	180,000.00	180,000.00	97,174.50	7,983.23	82,825.50	54.0%
48 Other Revenue						
401 480600 INSURANCE REIMBURSEMENT	50,000.00	50,000.00	.00	.00	50,000.00	.0
401 483010 SURVIVOR SB872 INSURANC	8,000.00	8,000.00	.00	.00	8,000.00	.0
401 483100 COBRA INSURANCE PREMIUM	10,000.00	10,000.00	17,849.54	3,548.44	-7,849.54	178.5
401 483200 RETIREE INSURANCE PREMI	160,000.00	160,000.00	85,570.00	11,335.00	74,430.00	53.5
401 484400 STOP LOSS REIMBURSEMENT	250,000.00	250,000.00	630,697.02	73,260.16	-380,697.02	252.3
401 485100 EMPLOYEE MEDICAL SHARE	1,800,000.00	1,800,000.00	1,326,680.50	141,463.76	473,319.50	73.7
401 485200 COUNTY MEDICAL SHARE	10,614,000.00	10,614,000.00	7,458,012.72	796,415.45	3,155,987.28	70.3
401 489900 OTHER REVENUE	25,000.00	25,000.00	2,040.40	.00	22,959.60	8.2
TOTAL Other Revenue	12,917,000.00	12,917,000.00	9,520,850.18	1,026,022.81	3,396,149.82	73.7%
73 Draws						
401 736100 DRAW FROM RESERVES	2,368,000.00	2,368,000.00	.00	.00	2,368,000.00	.0
TOTAL Draws	2,368,000.00	2,368,000.00	.00	.00	2,368,000.00	.0%
TOTAL EMPLOYEE HEALTH BENEFIT	15,465,000.00	15,465,000.00	9,618,024.68	1,034,006.04	5,846,975.32	62.2%
TOTAL REVENUES	15,465,000.00	15,465,000.00	9,618,024.68	1,034,006.04	5,846,975.32	

403 WORKERS COMPENSATION

47 Interest

REVENUE SUMMARIES REPORT
ACCOUNT SUMMARY JUNE 2024

FOR 2024 09

	ORIGINAL ESTIM REV	REVISED EST REV	ACTUAL YTD REVENUE	ACTUAL MTD REVENUE	REMAINING REVENUE	PCT USE/COL
403 470000 INTEREST INCOME	100,000.00	100,000.00	384,761.69	46,088.11	-284,761.69	384.8
TOTAL Interest	100,000.00	100,000.00	384,761.69	46,088.11	-284,761.69	384.8%
48 Other Revenue						
403 480600 INSURANCE REIMBURSEMENT	10,000.00	10,000.00	53.77	.00	9,946.23	.5
403 485210 COUNTY W/C SHARE	1,800,000.00	1,800,000.00	1,675,451.19	176,600.24	124,548.81	93.1
403 489900 OTHER REVENUE	500.00	500.00	.00	.00	500.00	.0
TOTAL Other Revenue	1,810,500.00	1,810,500.00	1,675,504.96	176,600.24	134,995.04	92.5%
73 Draws						
403 736100 DRAW FROM RESERVES	3,756,475.00	3,756,475.00	.00	.00	3,756,475.00	.0
TOTAL Draws	3,756,475.00	3,756,475.00	.00	.00	3,756,475.00	.0%
TOTAL WORKERS COMPENSATION	5,666,975.00	5,666,975.00	2,060,266.65	222,688.35	3,606,708.35	36.4%
TOTAL REVENUES	5,666,975.00	5,666,975.00	2,060,266.65	222,688.35	3,606,708.35	
GRAND TOTAL	345,624,558.00	384,603,626.00	244,836,989.69	8,000,990.28	139,767,620.31	63.7%

** END OF REPORT - Generated by Scott, Rhonda **

Revenue Summaries Report

For Fiscal: 2023-2024 Period Ending 06/30/24

Group/Fund Summary

REVENUE SUMMARIES REPORT
GROUP SUMMARY JUNE 2024

FOR 2024 09

	ORIGINAL ESTIM REV	REVISED EST REV	ACTUAL YTD REVENUE	ACTUAL MTD REVENUE	REMAINING REVENUE	PCT USE/COL
011 GENERAL FUND						
UNDEFINED CHAR	.00	.00	120.00	.00	-120.00	100.0%
40 Tax Collections	131,318,027.00	131,318,027.00	112,777,902.27	3,516,386.00	18,540,124.73	85.9%
41 Licenses/Permits	185,142.00	185,142.00	136,782.70	15,949.70	48,359.30	73.9%
42 Intergovernmental	3,154,334.00	3,162,073.00	1,974,262.35	312,480.26	1,187,810.65	62.4%
43 Fees	3,187,382.00	3,187,382.00	2,201,798.85	279,246.64	985,800.15	69.1%
44 Commissions	5,504,807.00	5,504,807.00	5,272,938.13	100,540.61	231,868.87	95.8%
45 Charges for Services	2,153,928.00	2,153,928.00	785,519.87	75,606.00	1,368,408.13	36.5%
46 Fines/Forfeitures	450,204.00	450,204.00	344,420.83	41,900.59	105,783.17	76.5%
47 Interest	2,000,000.00	2,000,000.00	1,520,893.16	357,377.17	479,106.84	76.0%
48 Other Revenue	2,204,714.00	2,204,714.00	1,109,746.48	65,170.00	1,094,967.52	50.3%
80 Transfers	3,756,475.00	3,756,475.00	.00	.00	3,756,475.00	.0%
TOTAL REVENUES	153,915,013.00	153,922,752.00	126,124,384.64	4,764,656.97	27,798,584.36	
020 CONSOLIDATED ROAD AND BRIDGE						
42 Intergovernmental	412,500.00	412,500.00	407,993.46	.00	4,506.54	98.9%
45 Charges for Services	2,810,950.00	2,810,950.00	2,050,398.86	230,300.00	760,551.14	72.9%
47 Interest	200,000.00	200,000.00	170,679.77	27,442.66	29,320.23	85.3%
48 Other Revenue	508,000.00	508,000.00	813,088.76	.00	-305,088.76	160.1%
73 Draws	3,600,000.00	3,600,000.00	.00	.00	3,600,000.00	.0%
80 Transfers	9,405,777.00	9,405,777.00	9,405,777.00	.00	.00	100.0%
TOTAL REVENUES	16,937,227.00	16,937,227.00	12,847,937.85	257,742.66	4,089,289.15	
031 PRECINCT 1 PARK						
40 Tax Collections	152,083.00	152,083.00	148,349.22	799.68	3,733.78	97.5%
47 Interest	10,000.00	10,000.00	21,790.85	2,507.66	-11,790.85	217.9%
48 Other Revenue	8,000.00	8,000.00	7,800.00	1,200.00	200.00	97.5%
73 Draws	75,000.00	75,000.00	.00	.00	75,000.00	.0%
TOTAL REVENUES	245,083.00	245,083.00	177,940.07	4,507.34	67,142.93	
032 SLATON/ROOSEVELT PARK						
40 Tax Collections	152,082.00	152,082.00	148,349.22	799.68	3,732.78	97.5%

REVENUE SUMMARIES REPORT
GROUP SUMMARY JUNE 2024

FOR 2024 09

	ORIGINAL ESTIM REV	REVISED EST REV	ACTUAL YTD REVENUE	ACTUAL MTD REVENUE	REMAINING REVENUE	PCT USE/COL
47 Interest	500.00	500.00	5,815.18	758.85	-5,315.18	1163.0%
48 Other Revenue	8,000.00	8,000.00	7,494.95	675.00	505.05	93.7%
TOTAL REVENUES	160,582.00	160,582.00	161,659.35	2,233.53	-1,077.35	
033 IDALOU/NEW DEAL PARK						
40 Tax Collections	152,082.00	152,082.00	148,349.22	799.68	3,732.78	97.5%
47 Interest	1,000.00	1,000.00	11,270.90	1,275.56	-10,270.90	1127.1%
48 Other Revenue	6,033.00	6,033.00	3,300.00	200.00	2,733.00	54.7%
TOTAL REVENUES	159,115.00	159,115.00	162,920.12	2,275.24	-3,805.12	
034 SHALLOWATER PARK						
40 Tax Collections	152,082.00	152,082.00	148,349.22	799.68	3,732.78	97.5%
47 Interest	5,000.00	5,000.00	15,011.11	1,761.61	-10,011.11	300.2%
48 Other Revenue	6,200.00	6,200.00	5,006.00	875.00	1,194.00	80.7%
73 Draws	14,629.00	14,629.00	.00	.00	14,629.00	.0%
TOTAL REVENUES	177,911.00	177,911.00	168,366.33	3,436.29	9,544.67	
041 PERMANENT IMPROVEMENT						
40 Tax Collections	3,041,664.00	3,041,664.00	2,966,984.06	15,993.85	74,679.94	97.5%
47 Interest	150,000.00	150,000.00	144,179.63	10,069.92	5,820.37	96.1%
48 Other Revenue	133,732.00	133,732.00	71,133.00	11,144.00	62,599.00	53.2%
73 Draws	5,375,214.00	5,375,214.00	.00	.00	5,375,214.00	.0%
80 Transfers	470,000.00	539,000.00	.00	.00	539,000.00	.0%
TOTAL REVENUES	9,170,610.00	9,239,610.00	3,182,296.69	37,207.77	6,057,313.31	
043 LCETRZ NO1 TAX INCREMENT FUND						
47 Interest	.00	.00	14,953.46	1,708.61	-14,953.46	100.0%
80 Transfers	191,000.00	191,000.00	.00	.00	191,000.00	.0%
TOTAL REVENUES	191,000.00	191,000.00	14,953.46	1,708.61	176,046.54	
046 TJJD (P) JJAEP GRANT						

REVENUE SUMMARIES REPORT
GROUP SUMMARY JUNE 2024

FOR 2024 09

	ORIGINAL ESTIM REV	REVISED EST REV	ACTUAL YTD REVENUE	ACTUAL MTD REVENUE	REMAINING REVENUE	PCT USE/COL
42 Intergovernmental	80,000.00	80,000.00	4,130.50	.00	75,869.50	5.2%
TOTAL REVENUES	80,000.00	80,000.00	4,130.50	.00	75,869.50	
047 TJJD TJJD DSA RISK & NEEDS ASS						
42 Intergovernmental	15,628.00	15,628.00	14,105.36	.00	1,522.64	90.3%
TOTAL REVENUES	15,628.00	15,628.00	14,105.36	.00	1,522.64	
048 TJJD DSA RESIDENTIAL PROJECTS						
42 Intergovernmental	127,520.00	127,520.00	.00	.00	127,520.00	.0%
TOTAL REVENUES	127,520.00	127,520.00	.00	.00	127,520.00	
049 TJJD DSA PREVENT/INTERVENTION						
42 Intergovernmental	.00	66,000.00	55,000.00	5,500.00	11,000.00	83.3%
TOTAL REVENUES	.00	66,000.00	55,000.00	5,500.00	11,000.00	
050 JUVENILE STAR PROGRAM						
42 Intergovernmental	260,000.00	260,000.00	120,500.00	.00	139,500.00	46.3%
48 Other Revenue	1,895.00	1,895.00	.00	.00	1,895.00	.0%
80 Transfers	119,605.00	119,605.00	.00	.00	119,605.00	.0%
TOTAL REVENUES	381,500.00	381,500.00	120,500.00	.00	261,000.00	
051 JUVENILE PROBATION						
45 Charges for Services	5,000.00	5,000.00	1,351.00	40.00	3,649.00	27.0%
47 Interest	10,000.00	10,000.00	199,709.15	16,132.10	-189,709.15	1997.1%
48 Other Revenue	2,000.00	2,000.00	10,150.22	131.95	-8,150.22	507.5%
73 Draws	7,577,191.00	7,577,191.00	.00	.00	7,577,191.00	.0%
80 Transfers	1,000,000.00	1,000,000.00	749,999.98	83,333.34	250,000.02	75.0%
TOTAL REVENUES	8,594,191.00	8,594,191.00	961,210.35	99,637.39	7,632,980.65	
054 TJJD (A) JUV PROB COMM GRANT						

REVENUE SUMMARIES REPORT
GROUP SUMMARY JUNE 2024

FOR 2024 09

	ORIGINAL ESTIM REV	REVISED EST REV	ACTUAL YTD REVENUE	ACTUAL MTD REVENUE	REMAINING REVENUE	PCT USE/COL
42 Intergovernmental	2,554,349.00	2,554,349.00	2,264,023.40	182,597.00	290,325.60	88.6%
80 Transfers	260,619.00	260,619.00	.00	.00	260,619.00	.0%
TOTAL REVENUES	2,814,968.00	2,814,968.00	2,264,023.40	182,597.00	550,944.60	
055 JUVENILE DETENTION						
42 Intergovernmental	.00	.00	45,000.00	45,000.00	-45,000.00	100.0%
45 Charges for Services	755,305.00	755,305.00	774,651.00	85,196.00	-19,346.00	102.6%
80 Transfers	4,777,391.00	4,777,391.00	1,438,477.39	.00	3,338,913.61	30.1%
TOTAL REVENUES	5,532,696.00	5,532,696.00	2,258,128.39	130,196.00	3,274,567.61	
057 JUVENILE FOOD SERVICE						
42 Intergovernmental	157,449.00	170,383.00	121,485.44	.00	48,897.56	71.3%
48 Other Revenue	6,405.00	6,405.00	287.24	.00	6,117.76	4.5%
80 Transfers	255,242.00	255,242.00	122,852.93	.00	132,389.07	48.1%
TOTAL REVENUES	419,096.00	432,030.00	244,625.61	.00	187,404.39	
067 CJD DWI COURT GRANT						
42 Intergovernmental	50,796.00	50,796.00	20,032.06	.00	30,763.94	39.4%
TOTAL REVENUES	50,796.00	50,796.00	20,032.06	.00	30,763.94	
070 ON LINE ACCESS						
47 Interest	7,000.00	7,000.00	11,455.06	1,301.37	-4,455.06	163.6%
73 Draws	178,000.00	178,000.00	.00	.00	178,000.00	.0%
TOTAL REVENUES	185,000.00	185,000.00	11,455.06	1,301.37	173,544.94	
072 CJD DRUG COURT GRANT						
42 Intergovernmental	50,796.00	50,796.00	12,465.43	.00	38,330.57	24.5%
TOTAL REVENUES	50,796.00	50,796.00	12,465.43	.00	38,330.57	
074 COUNTY DRUG COURT COURT COST						

REVENUE SUMMARIES REPORT
GROUP SUMMARY JUNE 2024

FOR 2024 09

	ORIGINAL ESTIM REV	REVISED EST REV	ACTUAL YTD REVENUE	ACTUAL MTD REVENUE	REMAINING REVENUE	PCT USE/COL
43 Fees	24,000.00	24,000.00	20,908.16	2,661.66	3,091.84	87.1%
47 Interest	9,000.00	9,000.00	10,959.11	1,288.83	-1,959.11	121.8%
TOTAL REVENUES	33,000.00	33,000.00	31,867.27	3,950.49	1,132.73	
075 DISPUTE RESOLUTION						
43 Fees	420,625.00	420,625.00	259,889.35	26,972.45	160,735.65	61.8%
47 Interest	1,000.00	1,000.00	516.30	.00	483.70	51.6%
TOTAL REVENUES	421,625.00	421,625.00	260,405.65	26,972.45	161,219.35	
076 USDA AG MEDIATION GRANT						
42 Intergovernmental	300,000.00	300,000.00	90,599.64	.00	209,400.36	30.2%
43 Fees	1,500.00	1,500.00	.00	.00	1,500.00	.0%
48 Other Revenue	118,500.00	118,500.00	5,343.75	.00	113,156.25	4.5%
80 Transfers	.00	.00	33,484.67	.00	-33,484.67	100.0%
TOTAL REVENUES	420,000.00	420,000.00	129,428.06	.00	290,571.94	
077 DOMESTIC RELATIONS OFFICE						
42 Intergovernmental	.00	7,625.00	2,475.00	-5,150.00	5,150.00	32.5%
43 Fees	150,480.00	150,480.00	108,797.36	8,796.32	41,682.64	72.3%
47 Interest	.00	.00	363.81	.00	-363.81	100.0%
73 Draws	28,665.00	28,665.00	.00	.00	28,665.00	.0%
TOTAL REVENUES	179,145.00	186,770.00	111,636.17	3,646.32	75,133.83	
079 VENUE HOT & STVR TAX						
40 Tax Collections	3,206,050.00	3,206,050.00	2,202,980.90	306,862.93	1,003,069.10	68.7%
47 Interest	300,000.00	300,000.00	365,069.44	35,027.45	-65,069.44	121.7%
48 Other Revenue	20,000.00	20,000.00	762.30	.00	19,237.70	3.8%
80 Transfers	35,000.00	35,000.00	35,000.00	.00	.00	100.0%
TOTAL REVENUES	3,561,050.00	3,561,050.00	2,603,812.64	341,890.38	957,237.36	
081 LAW LIBRARY						

REVENUE SUMMARIES REPORT
GROUP SUMMARY JUNE 2024

FOR 2024 09

	ORIGINAL ESTIM REV	REVISED EST REV	ACTUAL YTD REVENUE	ACTUAL MTD REVENUE	REMAINING REVENUE	PCT USE/COL
45 Charges for Services	172,200.00	172,200.00	122,850.54	15,317.61	49,349.46	71.3%
47 Interest	75.00	75.00	91.60	45.43	-16.60	122.1%
48 Other Revenue	275.00	275.00	58.90	3.90	216.10	21.4%
80 Transfers	27,946.00	27,946.00	27,946.00	.00	.00	100.0%
TOTAL REVENUES	200,496.00	200,496.00	150,947.04	15,366.94	49,548.96	
083 ELECTION SERVICES						
45 Charges for Services	1,067,774.00	1,067,774.00	.00	.00	1,067,774.00	.0%
TOTAL REVENUES	1,067,774.00	1,067,774.00	.00	.00	1,067,774.00	
085 ELECTION ADMINISTRATION						
45 Charges for Services	35,300.00	35,300.00	.00	.00	35,300.00	.0%
47 Interest	7,000.00	7,000.00	9,964.32	1,119.08	-2,964.32	142.3%
TOTAL REVENUES	42,300.00	42,300.00	9,964.32	1,119.08	32,335.68	
086 ELECTION EQUIPMENT						
45 Charges for Services	106,000.00	106,000.00	.00	.00	106,000.00	.0%
47 Interest	5,000.00	5,000.00	17,194.10	1,818.56	-12,194.10	343.9%
TOTAL REVENUES	111,000.00	111,000.00	17,194.10	1,818.56	93,805.90	
088 SETTLEMENTS FUND						
47 Interest	.00	500.00	1,291.27	612.20	-791.27	258.3%
48 Other Revenue	.00	165,511.00	165,510.92	81,250.00	.08	100.0%
TOTAL REVENUES	.00	166,011.00	166,802.19	81,862.20	-791.19	
090 DIST CLK RECORDS MGT. AND PRES						
43 Fees	550.00	550.00	53,836.61	7,011.87	-53,286.61	9788.5%
47 Interest	1,600.00	1,600.00	1,559.27	308.35	40.73	97.5%
73 Draws	21,960.00	21,960.00	.00	.00	21,960.00	.0%
TOTAL REVENUES	24,110.00	24,110.00	55,395.88	7,320.22	-31,285.88	

REVENUE SUMMARIES REPORT
 GROUP SUMMARY JUNE 2024

FOR 2024 09

	ORIGINAL ESTIM REV	REVISED EST REV	ACTUAL YTD REVENUE	ACTUAL MTD REVENUE	REMAINING REVENUE	PCT USE/COL
091 CTY CLK RECORDS MGT. AND PRES						
43 Fees	553,500.00	553,500.00	410,538.08	53,797.00	142,961.92	74.2%
47 Interest	171,000.00	171,000.00	205,435.57	24,206.67	-34,435.57	120.1%
TOTAL REVENUES	724,500.00	724,500.00	615,973.65	78,003.67	108,526.35	
092 CTY RECORDS MGT. AND PRES						
43 Fees	83,715.00	83,715.00	43,054.00	6,889.42	40,661.00	51.4%
47 Interest	6,000.00	6,000.00	19,440.31	2,094.29	-13,440.31	324.0%
TOTAL REVENUES	89,715.00	89,715.00	62,494.31	8,983.71	27,220.69	
093 COURTHOUSE SECURITY						
43 Fees	137,607.00	137,607.00	103,305.60	11,490.20	34,301.40	75.1%
47 Interest	3,000.00	3,000.00	5,434.31	545.14	-2,434.31	181.1%
TOTAL REVENUES	140,607.00	140,607.00	108,739.91	12,035.34	31,867.09	
094 COURT RECORD PRESERVATION						
43 Fees	300.00	300.00	91.26	.00	208.74	30.4%
47 Interest	9,000.00	9,000.00	9,574.02	1,092.50	-574.02	106.4%
73 Draws	46,200.00	46,200.00	.00	.00	46,200.00	.0%
TOTAL REVENUES	55,500.00	55,500.00	9,665.28	1,092.50	45,834.72	
095 LOCAL TRUANCY PREVENT & DIVERS						
43 Fees	14,338.00	14,338.00	11,368.87	1,493.13	2,969.13	79.3%
47 Interest	1,160.00	1,160.00	2,046.45	250.64	-886.45	176.4%
TOTAL REVENUES	15,498.00	15,498.00	13,415.32	1,743.77	2,082.68	
096 HISTORICAL COMMISSION						

REVENUE SUMMARIES REPORT
GROUP SUMMARY JUNE 2024

FOR 2024 09

	ORIGINAL ESTIM REV	REVISED EST REV	ACTUAL YTD REVENUE	ACTUAL MTD REVENUE	REMAINING REVENUE	PCT USE/COL
47 Interest	1,000.00	1,000.00	456.78	61.98	543.22	45.7%
80 Transfers	6,200.00	6,200.00	6,200.00	.00	.00	100.0%
TOTAL REVENUES	7,200.00	7,200.00	6,656.78	61.98	543.22	
097 CHILD ABUSE PREVENTION						
43 Fees	200.00	200.00	542.01	11.39	-342.01	271.0%
47 Interest	153.00	153.00	136.40	15.28	16.60	89.2%
TOTAL REVENUES	353.00	353.00	678.41	26.67	-325.41	
099 CTY/DIST COURT TECHNOLOGY						
43 Fees	4,500.00	4,500.00	3,861.10	489.90	638.90	85.8%
47 Interest	2,500.00	2,500.00	3,068.59	357.28	-568.59	122.7%
TOTAL REVENUES	7,000.00	7,000.00	6,929.69	847.18	70.31	
102 DIST COURT RECORDS TECHNOLOGY						
43 Fees	750.00	750.00	228.90	1.17	521.10	30.5%
47 Interest	4,750.00	4,750.00	2,104.64	240.87	2,645.36	44.3%
73 Draws	54,500.00	54,500.00	.00	.00	54,500.00	.0%
TOTAL REVENUES	60,000.00	60,000.00	2,333.54	242.04	57,666.46	
103 COUNTY CLERK RECORDS ARCHIVES						
43 Fees	550,000.00	550,000.00	371,360.00	49,330.00	178,640.00	67.5%
47 Interest	120,000.00	120,000.00	146,510.88	17,335.99	-26,510.88	122.1%
TOTAL REVENUES	670,000.00	670,000.00	517,870.88	66,665.99	152,129.12	
105 COMMUNITY/ECONOMIC DEV PRG						
42 Intergovernmental	46,950.00	46,950.00	.00	.00	46,950.00	.0%
47 Interest	20,000.00	20,000.00	18,373.69	2,005.25	1,626.31	91.9%
TOTAL REVENUES	66,950.00	66,950.00	18,373.69	2,005.25	48,576.31	
106 AMERICAN RESCUE PLAN ACT						

REVENUE SUMMARIES REPORT
GROUP SUMMARY JUNE 2024

FOR 2024 09

	ORIGINAL ESTIM REV	REVISED EST REV	ACTUAL YTD REVENUE	ACTUAL MTD REVENUE	REMAINING REVENUE	PCT USE/COL
42 Intergovernmental	22,913,060.00	22,913,060.00	21,428,630.29	.00	1,484,429.71	93.5%
47 Interest	.00	.00	2,078,001.20	65,158.53	-2,078,001.20	100.0%
TOTAL REVENUES	22,913,060.00	22,913,060.00	23,506,631.49	65,158.53	-593,571.49	
108 JP1 JUSTICE COURT TECHNOLOGY						
43 Fees	6,500.00	6,500.00	3,789.87	472.19	2,710.13	58.3%
47 Interest	2,000.00	2,000.00	2,320.74	270.24	-320.74	116.0%
73 Draws	20,301.00	20,301.00	.00	.00	20,301.00	.0%
TOTAL REVENUES	28,801.00	28,801.00	6,110.61	742.43	22,690.39	
109 JP2 JUSTICE COURT TECHNOLOGY						
43 Fees	2,400.00	2,400.00	1,927.76	297.76	472.24	80.3%
47 Interest	3,000.00	3,000.00	3,429.04	395.13	-429.04	114.3%
73 Draws	14,600.00	14,600.00	.00	.00	14,600.00	.0%
TOTAL REVENUES	20,000.00	20,000.00	5,356.80	692.89	14,643.20	
110 JP3 JUSTICE COURT TECHNOLOGY						
43 Fees	2,000.00	2,000.00	816.06	83.68	1,950.94	40.8%
47 Interest	1,000.00	1,000.00	930.70	107.58	69.30	93.1%
TOTAL REVENUES	3,000.00	3,000.00	1,746.76	191.26	2,020.24	
111 JP4 JUSTICE COURT TECHNOLOGY						
43 Fees	5,000.00	5,000.00	3,193.42	388.36	1,806.58	63.9%
47 Interest	3,500.00	3,500.00	2,942.43	301.50	557.57	84.1%
73 Draws	23,050.00	23,050.00	.00	.00	23,050.00	.0%
TOTAL REVENUES	31,550.00	31,550.00	6,135.85	689.86	25,414.15	
112 COURT FACILITY FEE						

REVENUE SUMMARIES REPORT
GROUP SUMMARY JUNE 2024

FOR 2024 09

	ORIGINAL ESTIM REV	REVISED EST REV	ACTUAL YTD REVENUE	ACTUAL MTD REVENUE	REMAINING REVENUE	PCT USE/COL
43 Fees	107,125.00	107,125.00	69,952.67	8,752.94	37,172.33	65.3%
47 Interest	2,600.00	2,600.00	6,767.91	932.39	-4,167.91	260.3%
TOTAL REVENUES	109,725.00	109,725.00	76,720.58	9,685.33	33,004.42	
114 JUDICIAL EDUCATION & SUPPORT						
43 Fees	5,600.00	5,600.00	3,505.00	425.00	2,095.00	62.6%
47 Interest	175.00	175.00	371.29	48.59	-196.29	212.2%
TOTAL REVENUES	5,775.00	5,775.00	3,876.29	473.59	1,898.71	
115 LANGUAGE ACCESS						
43 Fees	36,515.00	36,515.00	29,140.13	3,607.98	7,374.87	79.8%
47 Interest	1,000.00	1,000.00	2,706.63	358.25	-1,706.63	270.7%
TOTAL REVENUES	37,515.00	37,515.00	31,846.76	3,966.23	5,668.24	
122 SHERIFF CONTRABAND						
46 Fines/Forfeitures	143,648.00	143,648.00	92,325.24	.00	51,322.76	64.3%
47 Interest	15,000.00	15,000.00	6,928.05	.00	8,071.95	46.2%
48 Other Revenue	.00	.00	1,976.31	.00	-1,976.31	100.0%
73 Draws	169,352.00	169,352.00	.00	.00	169,352.00	.0%
TOTAL REVENUES	328,000.00	328,000.00	101,229.60	.00	226,770.40	
124 INMATE SUPPLY						
47 Interest	60,000.00	60,000.00	107,764.37	.00	-47,764.37	179.6%
48 Other Revenue	1,005,000.00	1,005,000.00	604,639.02	.00	400,360.98	60.2%
73 Draws	49,000.00	49,000.00	.00	.00	49,000.00	.0%
TOTAL REVENUES	1,114,000.00	1,114,000.00	712,403.39	.00	401,596.61	
126 VINE GRANT						
42 Intergovernmental	30,171.00	30,286.00	22,713.96	.00	7,572.04	75.0%
TOTAL REVENUES	30,171.00	30,286.00	22,713.96	.00	7,572.04	

REVENUE SUMMARIES REPORT
GROUP SUMMARY JUNE 2024

FOR 2024 09

	ORIGINAL ESTIM REV	REVISED EST REV	ACTUAL YTD REVENUE	ACTUAL MTD REVENUE	REMAINING REVENUE	PCT USE/COL
128 HOMELAND SECURITY GRANT						
42 Intergovernmental	212,674.00	212,674.00	149,870.63	.00	62,803.37	70.5%
TOTAL REVENUES	212,674.00	212,674.00	149,870.63	.00	62,803.37	
129 HAZARD MITIGATION GRANT-EM						
42 Intergovernmental	243,600.00	243,600.00	.00	.00	243,600.00	.0%
TOTAL REVENUES	243,600.00	243,600.00	.00	.00	243,600.00	
130 PROJECT SAFE NEIGHBORHOOD						
42 Intergovernmental	136,000.00	136,000.00	.00	.00	136,000.00	.0%
TOTAL REVENUES	136,000.00	136,000.00	.00	.00	136,000.00	
142 LEOSE SHERIFF						
42 Intergovernmental	21,000.00	21,000.00	53,693.19	.00	-32,693.19	255.7%
47 Interest	5,000.00	5,000.00	6,516.40	814.92	-1,516.40	130.3%
TOTAL REVENUES	26,000.00	26,000.00	60,209.59	814.92	-34,209.59	
145 SHERIFF COMMISSARY SALARY						
42 Intergovernmental	958,673.00	958,673.00	704,801.37	81,515.66	253,871.63	73.5%
TOTAL REVENUES	958,673.00	958,673.00	704,801.37	81,515.66	253,871.63	
146 LECD EMER COMMUNICATION GRANT						
42 Intergovernmental	.00	40,250.00	.00	.00	40,250.00	.0%
TOTAL REVENUES	.00	40,250.00	.00	.00	40,250.00	
150 TAG GRANT						

REVENUE SUMMARIES REPORT
GROUP SUMMARY JUNE 2024

FOR 2024 09

	ORIGINAL ESTIM REV	REVISED EST REV	ACTUAL YTD REVENUE	ACTUAL MTD REVENUE	REMAINING REVENUE	PCT USE/COL
42 Intergovernmental	12,552,087.00	12,552,087.00	2,019,018.81	.00	10,533,068.19	16.1%
TOTAL REVENUES	12,552,087.00	12,552,087.00	2,019,018.81	.00	10,533,068.19	
152 TAG CRIMINAL JUSTICE GRANT						
42 Intergovernmental	.00	23,910.00	10,000.00	.00	13,910.00	41.8%
TOTAL REVENUES	.00	23,910.00	10,000.00	.00	13,910.00	
161 CDA BUSINESS CRIMES						
43 Fees	35,000.00	35,000.00	18,028.14	.00	16,971.86	51.5%
47 Interest	3,500.00	3,500.00	3,925.26	.00	-425.26	112.2%
48 Other Revenue	48,000.00	48,000.00	15,228.38	.00	32,771.62	31.7%
TOTAL REVENUES	86,500.00	86,500.00	37,181.78	.00	49,318.22	
163 CDA CONTRABAND						
47 Interest	4,000.00	4,000.00	4,499.16	.00	-499.16	112.5%
48 Other Revenue	96,000.00	96,000.00	57,145.58	.00	38,854.42	59.5%
TOTAL REVENUES	100,000.00	100,000.00	61,644.74	.00	38,355.26	
164 CDA SPATTF GRANT						
42 Intergovernmental	960,920.00	960,920.00	177,390.76	.00	783,529.24	18.5%
47 Interest	.00	.00	13,723.92	.00	-13,723.92	100.0%
48 Other Revenue	298,420.00	298,420.00	281,090.73	21,560.00	17,329.27	94.2%
80 Transfers	242,828.00	242,828.00	1,193.94	.00	241,634.06	.5%
TOTAL REVENUES	1,502,168.00	1,502,168.00	473,399.35	21,560.00	1,028,768.65	
166 CDA JAG GRANT						
42 Intergovernmental	191,119.00	223,157.00	223,155.81	.00	1.19	100.0%
47 Interest	.00	6,246.00	12,599.61	.00	-6,353.61	201.7%
TOTAL REVENUES	191,119.00	229,403.00	235,755.42	.00	-6,352.42	
168 CDA Border Prosecution Unit						

REVENUE SUMMARIES REPORT
GROUP SUMMARY JUNE 2024

FOR 2024 09

	ORIGINAL ESTIM REV	REVISED EST REV	ACTUAL YTD REVENUE	ACTUAL MTD REVENUE	REMAINING REVENUE	PCT USE/COL
42 Intergovernmental	439,530.00	729,299.00	102,204.38	.00	627,094.62	14.0%
TOTAL REVENUES	439,530.00	729,299.00	102,204.38	.00	627,094.62	
171 CDA VOCA VICTIM ADV PROJECT						
42 Intergovernmental	111,173.00	111,173.00	73,985.85	.00	37,187.15	66.6%
80 Transfers	36,301.00	36,301.00	18,496.45	.00	17,804.55	51.0%
TOTAL REVENUES	147,474.00	147,474.00	92,482.30	.00	54,991.70	
202 UNLIMITED TAX ROAD BONDS						
40 Tax Collections	7,834,314.00	7,834,314.00	7,734,669.20	41,846.51	99,644.80	98.7%
47 Interest	15,000.00	15,000.00	57,617.34	7,358.43	-42,617.34	384.1%
48 Other Revenue	93,807.00	93,807.00	1,864.97	.00	91,942.03	2.0%
TOTAL REVENUES	7,943,121.00	7,943,121.00	7,794,151.51	49,204.94	148,969.49	
203 GEN OB REFUNDING BOND SRS 2021						
40 Tax Collections	906,275.00	906,275.00	925,574.56	4,803.78	-19,299.56	102.1%
47 Interest	8,000.00	8,000.00	98,771.86	11,129.30	-90,771.86	1234.6%
TOTAL REVENUES	914,275.00	914,275.00	1,024,346.42	15,933.08	-110,071.42	
208 SPECIAL TAX REVENUE BONDS 2020						
47 Interest	35,000.00	35,000.00	39,698.41	6,650.20	-4,698.41	113.4%
80 Transfers	1,210,570.00	1,210,570.00	1,210,570.00	.00	.00	100.0%
TOTAL REVENUES	1,245,570.00	1,245,570.00	1,250,268.41	6,650.20	-4,698.41	
301 MPO ROAD CONSTRUCTION						
47 Interest	29,313.00	29,313.00	17,775.61	2,804.99	11,537.39	60.6%
73 Draws	563,979.00	563,979.00	.00	.00	563,979.00	.0%
80 Transfers	250,000.00	816,979.00	816,979.00	.00	.00	100.0%
TOTAL REVENUES	843,292.00	1,410,271.00	834,754.61	2,804.99	575,516.39	

REVENUE SUMMARIES REPORT
GROUP SUMMARY JUNE 2024

FOR 2024 09

	ORIGINAL ESTIM REV	REVISED EST REV	ACTUAL YTD REVENUE	ACTUAL MTD REVENUE	REMAINING REVENUE	PCT USE/COL
302 TAX ROAD BOND CONTRUCTION						
47 Interest	750,000.00	750,000.00	1,889,960.23	207,676.30	-1,139,960.23	252.0%
73 Draws	59,059,148.00	59,059,148.00	.00	.00	59,059,148.00	.0%
TOTAL REVENUES	59,809,148.00	59,809,148.00	1,889,960.23	207,676.30	57,919,187.77	
304 MEDICAL EXAMINER CONSTRUCTION						
47 Interest	.00	200,000.00	691,636.74	125,616.06	-491,636.74	345.8%
48 Other Revenue	.00	35,690,452.00	35,690,451.17	.00	.83	100.0%
TOTAL REVENUES	.00	35,890,452.00	36,382,087.91	125,616.06	-491,635.91	
307 CRTS RENOVATIONS #2						
47 Interest	60,000.00	60,000.00	46,557.48	.00	13,442.52	77.6%
73 Draws	2,400,000.00	2,400,000.00	.00	.00	2,400,000.00	.0%
80 Transfers	2,753,000.00	2,753,000.00	.00	.00	2,753,000.00	.0%
TOTAL REVENUES	5,213,000.00	5,213,000.00	46,557.48	.00	5,166,442.52	
308 VENUE CAPITAL PROJECT						
47 Interest	20,000.00	20,000.00	8,511.88	2,264.71	11,488.12	42.6%
73 Draws	180,200.00	180,200.00	.00	.00	180,200.00	.0%
80 Transfers	.00	1,800,000.00	1,800,000.00	.00	.00	100.0%
TOTAL REVENUES	200,200.00	2,000,200.00	1,808,511.88	2,264.71	191,688.12	
401 EMPLOYEE HEALTH BENEFIT						
47 Interest	180,000.00	180,000.00	97,174.50	7,983.23	82,825.50	54.0%
48 Other Revenue	12,917,000.00	12,917,000.00	9,520,850.18	1,026,022.81	3,396,149.82	73.7%
73 Draws	2,368,000.00	2,368,000.00	.00	.00	2,368,000.00	.0%
TOTAL REVENUES	15,465,000.00	15,465,000.00	9,618,024.68	1,034,006.04	5,846,975.32	
403 WORKERS COMPENSATION						

REVENUE SUMMARIES REPORT
 GROUP SUMMARY JUNE 2024

FOR 2024 09

	ORIGINAL ESTIM REV	REVISED EST REV	ACTUAL YTD REVENUE	ACTUAL MTD REVENUE	REMAINING REVENUE	PCT USE/COL
47 Interest	100,000.00	100,000.00	384,761.69	46,088.11	-284,761.69	384.8%
48 Other Revenue	1,810,500.00	1,810,500.00	1,675,504.96	176,600.24	134,995.04	92.5%
73 Draws	3,756,475.00	3,756,475.00	.00	.00	3,756,475.00	.0%
TOTAL REVENUES	5,666,975.00	5,666,975.00	2,060,266.65	222,688.35	3,606,708.35	
GRAND TOTAL	345,624,558.00	384,603,626.00	244,836,989.69	8,000,990.28	139,767,620.31	63.7%

** END OF REPORT - Generated by Scott, Rhonda **

REVENUE SUMMARIES REPORT
FUND SUMMARY JUNE 2024

FOR 2024 09

	ORIGINAL ESTIM REV	REVISED EST REV	ACTUAL YTD REVENUE	ACTUAL MTD REVENUE	REMAINING REVENUE	PCT USE/COL
011 GENERAL FUND						
TOTAL REVENUES	153,915,013.00	153,922,752.00	126,124,384.64	4,764,656.97	27,798,584.36	
020 CONSOLIDATED ROAD AND BRIDGE						
TOTAL REVENUES	16,937,227.00	16,937,227.00	12,847,937.85	257,742.66	4,089,289.15	
031 PRECINCT 1 PARK						
TOTAL REVENUES	245,083.00	245,083.00	177,940.07	4,507.34	67,142.93	
032 SLATON/ROOSEVELT PARK						
TOTAL REVENUES	160,582.00	160,582.00	161,659.35	2,233.53	-1,077.35	
033 IDALOU/NEW DEAL PARK						
TOTAL REVENUES	159,115.00	159,115.00	162,920.12	2,275.24	-3,805.12	
034 SHALLOWATER PARK						
TOTAL REVENUES	177,911.00	177,911.00	168,366.33	3,436.29	9,544.67	
041 PERMANENT IMPROVEMENT						
TOTAL REVENUES	9,170,610.00	9,239,610.00	3,182,296.69	37,207.77	6,057,313.31	
043 LCETRZ NO1 TAX INCREMENT FUND						
TOTAL REVENUES	191,000.00	191,000.00	14,953.46	1,708.61	176,046.54	
046 TJJJ (P) JJAEP GRANT						
TOTAL REVENUES	80,000.00	80,000.00	4,130.50	.00	75,869.50	
047 TJJJ TJJJ DSA RISK & NEEDS ASS						
TOTAL REVENUES	15,628.00	15,628.00	14,105.36	.00	1,522.64	
048 TJJJ DSA RESIDENTIAL PROJECTS						
TOTAL REVENUES	127,520.00	127,520.00	.00	.00	127,520.00	
049 TJJJ DSA PREVENT/INTERVENTION						

REVENUE SUMMARIES REPORT
FUND SUMMARY JUNE 2024

FOR 2024 09

	ORIGINAL ESTIM REV	REVISED EST REV	ACTUAL YTD REVENUE	ACTUAL MTD REVENUE	REMAINING REVENUE	PCT USE/COL
TOTAL REVENUES	.00	66,000.00	55,000.00	5,500.00	11,000.00	
050 JUVENILE STAR PROGRAM						
TOTAL REVENUES	381,500.00	381,500.00	120,500.00	.00	261,000.00	
051 JUVENILE PROBATION						
TOTAL REVENUES	8,594,191.00	8,594,191.00	961,210.35	99,637.39	7,632,980.65	
054 TJJD (A) JUV PROB COMM GRANT						
TOTAL REVENUES	2,814,968.00	2,814,968.00	2,264,023.40	182,597.00	550,944.60	
055 JUVENILE DETENTION						
TOTAL REVENUES	5,532,696.00	5,532,696.00	2,258,128.39	130,196.00	3,274,567.61	
057 JUVENILE FOOD SERVICE						
TOTAL REVENUES	419,096.00	432,030.00	244,625.61	.00	187,404.39	
067 CJD DWI COURT GRANT						
TOTAL REVENUES	50,796.00	50,796.00	20,032.06	.00	30,763.94	
070 ON LINE ACCESS						
TOTAL REVENUES	185,000.00	185,000.00	11,455.06	1,301.37	173,544.94	
072 CJD DRUG COURT GRANT						
TOTAL REVENUES	50,796.00	50,796.00	12,465.43	.00	38,330.57	
074 COUNTY DRUG COURT COURT COST						
TOTAL REVENUES	33,000.00	33,000.00	31,867.27	3,950.49	1,132.73	
075 DISPUTE RESOLUTION						
TOTAL REVENUES	421,625.00	421,625.00	260,405.65	26,972.45	161,219.35	
076 USDA AG MEDIATION GRANT						

REVENUE SUMMARIES REPORT
FUND SUMMARY JUNE 2024

FOR 2024 09

	ORIGINAL ESTIM REV	REVISED EST REV	ACTUAL YTD REVENUE	ACTUAL MTD REVENUE	REMAINING REVENUE	PCT USE/COL
TOTAL REVENUES	420,000.00	420,000.00	129,428.06	.00	290,571.94	
077 DOMESTIC RELATIONS OFFICE						
TOTAL REVENUES	179,145.00	186,770.00	111,636.17	3,646.32	75,133.83	
079 VENUE HOT & STVR TAX						
TOTAL REVENUES	3,561,050.00	3,561,050.00	2,603,812.64	341,890.38	957,237.36	
081 LAW LIBRARY						
TOTAL REVENUES	200,496.00	200,496.00	150,947.04	15,366.94	49,548.96	
083 ELECTION SERVICES						
TOTAL REVENUES	1,067,774.00	1,067,774.00	.00	.00	1,067,774.00	
085 ELECTION ADMINISTRATION						
TOTAL REVENUES	42,300.00	42,300.00	9,964.32	1,119.08	32,335.68	
086 ELECTION EQUIPMENT						
TOTAL REVENUES	111,000.00	111,000.00	17,194.10	1,818.56	93,805.90	
088 SETTLEMENTS FUND						
TOTAL REVENUES	.00	166,011.00	166,802.19	81,862.20	-791.19	
090 DIST CLK RECORDS MGT. AND PRES						
TOTAL REVENUES	24,110.00	24,110.00	55,395.88	7,320.22	-31,285.88	
091 CTY CLK RECORDS MGT. AND PRES						
TOTAL REVENUES	724,500.00	724,500.00	615,973.65	78,003.67	108,526.35	
092 CTY RECORDS MGT. AND PRES						
TOTAL REVENUES	89,715.00	89,715.00	62,494.31	8,983.71	27,220.69	
093 COURTHOUSE SECURITY						

REVENUE SUMMARIES REPORT
FUND SUMMARY JUNE 2024

FOR 2024 09

	ORIGINAL ESTIM REV	REVISED EST REV	ACTUAL YTD REVENUE	ACTUAL MTD REVENUE	REMAINING REVENUE	PCT USE/COL
TOTAL REVENUES	140,607.00	140,607.00	108,739.91	12,035.34	31,867.09	
094 COURT RECORD PRESERVATION						
TOTAL REVENUES	55,500.00	55,500.00	9,665.28	1,092.50	45,834.72	
095 LOCAL TRUANCY PREVENT & DIVERS						
TOTAL REVENUES	15,498.00	15,498.00	13,415.32	1,743.77	2,082.68	
096 HISTORICAL COMMISSION						
TOTAL REVENUES	7,200.00	7,200.00	6,656.78	61.98	543.22	
097 CHILD ABUSE PREVENTION						
TOTAL REVENUES	353.00	353.00	678.41	26.67	-325.41	
099 CTY/DIST COURT TECHNOLOGY						
TOTAL REVENUES	7,000.00	7,000.00	6,929.69	847.18	70.31	
102 DIST COURT RECORDS TECHNOLOGY						
TOTAL REVENUES	60,000.00	60,000.00	2,333.54	242.04	57,666.46	
103 COUNTY CLERK RECORDS ARCHIVES						
TOTAL REVENUES	670,000.00	670,000.00	517,870.88	66,665.99	152,129.12	
105 COMMUNITY/ECONOMIC DEV PRG						
TOTAL REVENUES	66,950.00	66,950.00	18,373.69	2,005.25	48,576.31	
106 AMERICAN RESCUE PLAN ACT						
TOTAL REVENUES	22,913,060.00	22,913,060.00	23,506,631.49	65,158.53	-593,571.49	
108 JP1 JUSTICE COURT TECHNOLOGY						
TOTAL REVENUES	28,801.00	28,801.00	6,110.61	742.43	22,690.39	
109 JP2 JUSTICE COURT TECHNOLOGY						

REVENUE SUMMARIES REPORT
FUND SUMMARY JUNE 2024

FOR 2024 09

	ORIGINAL ESTIM REV	REVISED EST REV	ACTUAL YTD REVENUE	ACTUAL MTD REVENUE	REMAINING REVENUE	PCT USE/COL
TOTAL REVENUES	20,000.00	20,000.00	5,356.80	692.89	14,643.20	
110 JP3 JUSTICE COURT TECHNOLOGY						
TOTAL REVENUES	3,000.00	3,000.00	1,746.76	191.26	2,020.24	
111 JP4 JUSTICE COURT TECHNOLOGY						
TOTAL REVENUES	31,550.00	31,550.00	6,135.85	689.86	25,414.15	
112 COURT FACILITY FEE						
TOTAL REVENUES	109,725.00	109,725.00	76,720.58	9,685.33	33,004.42	
114 JUDICIAL EDUCATION & SUPPORT						
TOTAL REVENUES	5,775.00	5,775.00	3,876.29	473.59	1,898.71	
115 LANGUAGE ACCESS						
TOTAL REVENUES	37,515.00	37,515.00	31,846.76	3,966.23	5,668.24	
122 SHERIFF CONTRABAND						
TOTAL REVENUES	328,000.00	328,000.00	101,229.60	.00	226,770.40	
124 INMATE SUPPLY						
TOTAL REVENUES	1,114,000.00	1,114,000.00	712,403.39	.00	401,596.61	
126 VINE GRANT						
TOTAL REVENUES	30,171.00	30,286.00	22,713.96	.00	7,572.04	
128 HOMELAND SECURITY GRANT						
TOTAL REVENUES	212,674.00	212,674.00	149,870.63	.00	62,803.37	
129 HAZARD MITIGATION GRANT-EM						
TOTAL REVENUES	243,600.00	243,600.00	.00	.00	243,600.00	
130 PROJECT SAFE NEIGHBORHOOD						

REVENUE SUMMARIES REPORT
FUND SUMMARY JUNE 2024

FOR 2024 09

	ORIGINAL ESTIM REV	REVISED EST REV	ACTUAL YTD REVENUE	ACTUAL MTD REVENUE	REMAINING REVENUE	PCT USE/COL
TOTAL REVENUES	136,000.00	136,000.00	.00	.00	136,000.00	
142 LEOSE SHERIFF						
TOTAL REVENUES	26,000.00	26,000.00	60,209.59	814.92	-34,209.59	
145 SHERIFF COMMISSARY SALARY						
TOTAL REVENUES	958,673.00	958,673.00	704,801.37	81,515.66	253,871.63	
146 LECD EMER COMMUNICATION GRANT						
TOTAL REVENUES	.00	40,250.00	.00	.00	40,250.00	
150 TAG GRANT						
TOTAL REVENUES	12,552,087.00	12,552,087.00	2,019,018.81	.00	10,533,068.19	
152 TAG CRIMINAL JUSTICE GRANT						
TOTAL REVENUES	.00	23,910.00	10,000.00	.00	13,910.00	
161 CDA BUSINESS CRIMES						
TOTAL REVENUES	86,500.00	86,500.00	37,181.78	.00	49,318.22	
163 CDA CONTRABAND						
TOTAL REVENUES	100,000.00	100,000.00	61,644.74	.00	38,355.26	
164 CDA SPATTF GRANT						
TOTAL REVENUES	1,502,168.00	1,502,168.00	473,399.35	21,560.00	1,028,768.65	
166 CDA JAG GRANT						
TOTAL REVENUES	191,119.00	229,403.00	235,755.42	.00	-6,352.42	
168 CDA Border Prosecution Unit						
TOTAL REVENUES	439,530.00	729,299.00	102,204.38	.00	627,094.62	
171 CDA VOCA VICTIM ADV PROJECT						

REVENUE SUMMARIES REPORT
FUND SUMMARY JUNE 2024

FOR 2024 09

	ORIGINAL ESTIM REV	REVISED EST REV	ACTUAL YTD REVENUE	ACTUAL MTD REVENUE	REMAINING REVENUE	PCT USE/COL
TOTAL REVENUES	147,474.00	147,474.00	92,482.30	.00	54,991.70	
202 UNLIMITED TAX ROAD BONDS						
TOTAL REVENUES	7,943,121.00	7,943,121.00	7,794,151.51	49,204.94	148,969.49	
203 GEN OB REFUNDING BOND SRS 2021						
TOTAL REVENUES	914,275.00	914,275.00	1,024,346.42	15,933.08	-110,071.42	
208 SPECIAL TAX REVENUE BONDS 2020						
TOTAL REVENUES	1,245,570.00	1,245,570.00	1,250,268.41	6,650.20	-4,698.41	
301 MPO ROAD CONSTRUCTION						
TOTAL REVENUES	843,292.00	1,410,271.00	834,754.61	2,804.99	575,516.39	
302 TAX ROAD BOND CONSTRUCTION						
TOTAL REVENUES	59,809,148.00	59,809,148.00	1,889,960.23	207,676.30	57,919,187.77	
304 MEDICAL EXAMINER CONSTRUCTION						
TOTAL REVENUES	.00	35,890,452.00	36,382,087.91	125,616.06	-491,635.91	
307 CRTS RENOVATIONS #2						
TOTAL REVENUES	5,213,000.00	5,213,000.00	46,557.48	.00	5,166,442.52	
308 VENUE CAPITAL PROJECT						
TOTAL REVENUES	200,200.00	2,000,200.00	1,808,511.88	2,264.71	191,688.12	
401 EMPLOYEE HEALTH BENEFIT						
TOTAL REVENUES	15,465,000.00	15,465,000.00	9,618,024.68	1,034,006.04	5,846,975.32	
403 WORKERS COMPENSATION						
TOTAL REVENUES	5,666,975.00	5,666,975.00	2,060,266.65	222,688.35	3,606,708.35	
GRAND TOTAL	345,624,558.00	384,603,626.00	244,836,989.69	8,000,990.28	139,767,620.31	63.7%

** END OF REPORT - Generated by Scott, Rhonda **

Issued September 26, 2019
202

DEBT SERVICE MATURITY SCHEDULE - UNLIMITED TAX ROAD BONDS, SERIES 2019

Debt Service Funds

Fiscal Year	Principal	Interest	Total
2024	\$ 165,000.00	\$ 105,075.00	\$ 270,075.00
2025	\$ 170,000.00	\$ 98,375.00	\$ 268,375.00
2026	\$ 180,000.00	\$ 91,375.00	\$ 271,375.00
2027	\$ 185,000.00	\$ 84,075.00	\$ 269,075.00
2028	\$ 190,000.00	\$ 76,575.00	\$ 266,575.00
2029	\$ 200,000.00	\$ 68,775.00	\$ 268,775.00
2030	\$ 210,000.00	\$ 60,575.00	\$ 270,575.00
2031	\$ 215,000.00	\$ 54,225.00	\$ 269,225.00
2032	\$ 220,000.00	\$ 49,875.00	\$ 269,875.00
2033	\$ 225,000.00	\$ 45,143.75	\$ 270,143.75
2034	\$ 230,000.00	\$ 40,025.00	\$ 270,025.00
2035	\$ 235,000.00	\$ 34,646.88	\$ 269,646.88
2036	\$ 240,000.00	\$ 29,006.26	\$ 269,006.26
2037	\$ 245,000.00	\$ 23,093.76	\$ 268,093.76
2038	\$ 250,000.00	\$ 16,906.26	\$ 266,906.26
2039	\$ 260,000.00	\$ 10,368.76	\$ 270,368.76
2040	\$ 265,000.00	\$ 3,478.13	\$ 268,478.13
TOTAL	\$ 3,685,000.00	\$ 891,593.80	\$ 4,576,593.80

Issued November 19, 2020
202

DEBT SERVICE MATURITY SCHEDULE - UNLIMITED TAX ROAD BONDS, SERIES 2020

Debt Service Funds

Fiscal Year	Principal	Interest	Total
2024	\$ 1,580,000.00	\$ 1,041,662.50	\$ 2,621,662.50
2025	\$ 1,640,000.00	\$ 977,262.50	\$ 2,617,262.50
2026	\$ 1,925,000.00	\$ 905,962.50	\$ 2,830,962.50
2027	\$ 2,005,000.00	\$ 827,362.50	\$ 2,832,362.50
2028	\$ 2,090,000.00	\$ 745,462.50	\$ 2,835,462.50
2029	\$ 2,170,000.00	\$ 660,262.50	\$ 2,830,262.50
2030	\$ 2,260,000.00	\$ 571,662.50	\$ 2,831,662.50
2031	\$ 2,340,000.00	\$ 491,362.50	\$ 2,831,362.50
2032	\$ 2,165,000.00	\$ 423,787.50	\$ 2,588,787.50
2033	\$ 2,220,000.00	\$ 369,112.50	\$ 2,589,112.50
2034	\$ 2,265,000.00	\$ 324,262.50	\$ 2,589,262.50
2035	\$ 2,310,000.00	\$ 278,512.50	\$ 2,588,512.50
2036	\$ 2,360,000.00	\$ 231,812.50	\$ 2,591,812.50
2037	\$ 2,410,000.00	\$ 184,112.50	\$ 2,594,112.50
2038	\$ 2,460,000.00	\$ 133,875.00	\$ 2,593,875.00
2039	\$ 2,505,000.00	\$ 81,121.88	\$ 2,586,121.88
2040	\$ 2,565,000.00	\$ 27,253.13	\$ 2,592,253.13
TOTAL	\$ 37,270,000.00	\$ 8,274,850.01	\$ 45,544,850.01

Issued March 14, 2023
202

DEBT SERVICE MATURITY SCHEDULE - UNLIMITED TAX ROAD BONDS, SERIES 2023A

Debt Service Funds

Fiscal Year	Principal	Interest	Total
2024	\$ 1,285,000.00	\$ 2,828,978.19	\$ 4,113,978.19
2025	\$ 2,325,000.00	\$ 1,893,275.00	\$ 4,218,275.00
2026	\$ 2,690,000.00	\$ 1,767,900.00	\$ 4,457,900.00
2027	\$ 1,790,000.00	\$ 1,655,900.00	\$ 3,445,900.00
2028	\$ 1,880,000.00	\$ 1,564,150.00	\$ 3,444,150.00
2029	\$ 1,980,000.00	\$ 1,467,650.00	\$ 3,447,650.00
2030	\$ 2,080,000.00	\$ 1,366,150.00	\$ 3,446,150.00
2031	\$ 2,185,000.00	\$ 1,259,525.00	\$ 3,444,525.00
2032	\$ 2,300,000.00	\$ 1,147,400.00	\$ 3,447,400.00
2033	\$ 2,415,000.00	\$ 1,029,525.00	\$ 3,444,525.00
2034	\$ 2,540,000.00	\$ 905,650.00	\$ 3,445,650.00
2035	\$ 2,670,000.00	\$ 775,400.00	\$ 3,445,400.00
2036	\$ 2,810,000.00	\$ 638,400.00	\$ 3,448,400.00
2037	\$ 2,950,000.00	\$ 494,400.00	\$ 3,444,400.00
2038	\$ 3,105,000.00	\$ 343,025.00	\$ 3,448,025.00
2039	\$ 3,250,000.00	\$ 200,400.00	\$ 3,450,400.00
2040	\$ 3,385,000.00	\$ 67,700.00	\$ 3,452,700.00
TOTAL	\$ 41,640,000.00	\$ 19,405,428.19	\$ 61,045,428.19

Issued September 28, 2023
202

DEBT SERVICE MATURITY SCHEDULE - UNLIMITED TAX ROAD BONDS, SERIES 2023B

Debt Service Funds

Fiscal Year	Principal	Interest	Total
2024	\$ 520,000.00	\$ 271,199.31	\$ 791,199.31
2025	\$ 275,000.00	\$ 289,875.00	\$ 564,875.00
2026	\$ 285,000.00	\$ 275,875.00	\$ 560,875.00
2027	\$ 300,000.00	\$ 261,250.00	\$ 561,250.00
2028	\$ 315,000.00	\$ 245,875.00	\$ 560,875.00
2029	\$ 335,000.00	\$ 229,625.00	\$ 564,625.00
2030	\$ 350,000.00	\$ 212,500.00	\$ 562,500.00
2031	\$ 370,000.00	\$ 194,500.00	\$ 564,500.00
2032	\$ 385,000.00	\$ 175,625.00	\$ 560,625.00
2033	\$ 405,000.00	\$ 155,875.00	\$ 560,875.00
2034	\$ 425,000.00	\$ 135,125.00	\$ 560,125.00
2035	\$ 450,000.00	\$ 113,250.00	\$ 563,250.00
2036	\$ 470,000.00	\$ 92,600.00	\$ 562,600.00
2037	\$ 490,000.00	\$ 73,400.00	\$ 563,400.00
2038	\$ 510,000.00	\$ 53,400.00	\$ 563,400.00
2039	\$ 530,000.00	\$ 32,600.00	\$ 562,600.00
2040	\$ 550,000.00	\$ 11,000.00	\$ 561,000.00
TOTAL	\$ 6,965,000.00	\$ 2,823,574.31	\$ 9,788,574.31

Issued December 16, 2021
203

DEBT SERVICE MATURITY SCHEDULE - GENERAL OBLIGATION REFUNDING BONDS, SERIES 2021

Debt Service Funds

Fiscal Year	Principal	Interest	Total
2024	\$ 865,000.00	\$ 48,775.00	\$ 913,775.00
2025	\$ 885,000.00	\$ 26,950.00	\$ 911,950.00
2026	\$ 905,000.00	\$ 9,050.00	\$ 914,050.00

TOTAL \$ 2,655,000.00 \$ 84,775.00 \$ 2,739,775.00

DEBT SERVICE MATURITY SCHEDULE - GENERAL OBLIGATION BONDS (ME), SERIES 2024

Debt Service Funds

Fiscal Year	Principal	Interest	Total
2024	\$ -	\$ -	\$ -
2025	\$ -	\$ 2,288,090.97	\$ 2,288,090.97
2026	\$ 1,045,000.00	\$ 1,513,525.00	\$ 2,558,525.00
2027	\$ 1,100,000.00	\$ 1,459,900.00	\$ 2,559,900.00
2028	\$ 1,155,000.00	\$ 1,403,525.00	\$ 2,558,525.00
2029	\$ 1,215,000.00	\$ 1,344,275.00	\$ 2,559,275.00
2030	\$ 1,280,000.00	\$ 1,281,900.00	\$ 2,561,900.00
2031	\$ 1,345,000.00	\$ 1,216,275.00	\$ 2,561,275.00
2032	\$ 1,410,000.00	\$ 1,147,400.00	\$ 2,557,400.00
2033	\$ 1,485,000.00	\$ 1,075,025.00	\$ 2,560,025.00
2034	\$ 1,560,000.00	\$ 998,900.00	\$ 2,558,900.00
2035	\$ 1,640,000.00	\$ 918,900.00	\$ 2,558,900.00
2036	\$ 1,725,000.00	\$ 834,775.00	\$ 2,559,775.00
2037	\$ 1,815,000.00	\$ 746,275.00	\$ 2,561,275.00
2038	\$ 1,905,000.00	\$ 653,275.00	\$ 2,558,275.00
2039	\$ 2,005,000.00	\$ 555,525.00	\$ 2,560,525.00
2040	\$ 2,105,000.00	\$ 452,775.00	\$ 2,557,775.00
2041	\$ 2,215,000.00	\$ 344,775.00	\$ 2,559,775.00
2042	\$ 2,315,000.00	\$ 243,100.00	\$ 2,558,100.00
2043	\$ 2,410,000.00	\$ 148,600.00	\$ 2,558,600.00
2044	\$ 2,510,000.00	\$ 50,200.00	\$ 2,560,200.00
TOTAL	\$ 32,240,000.00	\$ 18,677,015.97	\$ 50,917,015.97

Issued June 11, 2020
208

DEBT SERVICE MATURITY SCHEDULE - SPECIAL TAX REVENUE BONDS, SERIES 2020

Debt Service Funds

Fiscal Year	Principal	Interest	Total
2024	\$ 485,000.00	\$ 119,784.50	\$ 604,784.50
2025	\$ 505,000.00	\$ 104,313.00	\$ 609,313.00
2026	\$ 520,000.00	\$ 88,203.50	\$ 608,203.50
2027	\$ 535,000.00	\$ 71,615.50	\$ 606,615.50
2028	\$ 550,000.00	\$ 54,549.00	\$ 604,549.00
2029	\$ 570,000.00	\$ 37,004.00	\$ 607,004.00
2030	\$ 590,000.00	\$ 18,821.00	\$ 608,821.00

TOTAL \$ 3,755,000.00 \$ 494,290.50 \$ 4,249,290.50

Combined
202,203,204,208

DEBT SERVICE MATURITY SCHEDULE - COMBINED

Debt Service Funds

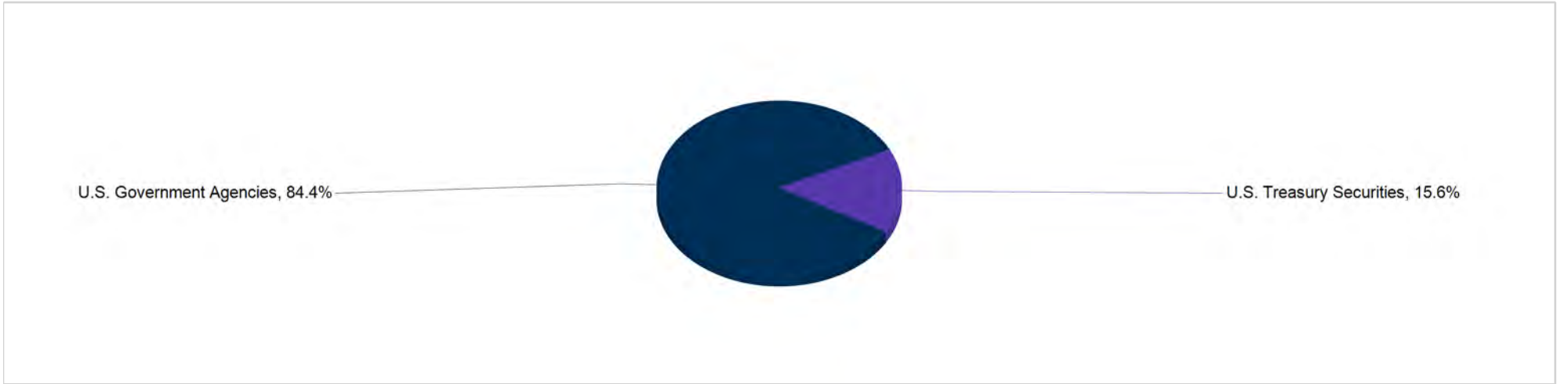
Fiscal Year	Principal	Interest	Total
2024	\$ 4,900,000.00	\$ 4,415,474.50	\$ 9,315,474.50
2025	\$ 5,800,000.00	\$ 5,678,141.47	\$ 11,478,141.47
2026	\$ 7,550,000.00	\$ 4,651,891.00	\$ 12,201,891.00
2027	\$ 5,915,000.00	\$ 4,360,103.00	\$ 10,275,103.00
2028	\$ 6,180,000.00	\$ 4,090,136.50	\$ 10,270,136.50
2029	\$ 6,470,000.00	\$ 3,807,591.50	\$ 10,277,591.50
2030	\$ 6,770,000.00	\$ 3,511,608.50	\$ 10,281,608.50
2031	\$ 6,455,000.00	\$ 3,215,887.50	\$ 9,670,887.50
2032	\$ 6,480,000.00	\$ 2,944,087.50	\$ 9,424,087.50
2033	\$ 6,750,000.00	\$ 2,674,681.25	\$ 9,424,681.25
2034	\$ 7,020,000.00	\$ 2,403,962.50	\$ 9,423,962.50
2035	\$ 7,305,000.00	\$ 2,120,709.38	\$ 9,425,709.38
2036	\$ 7,605,000.00	\$ 1,826,593.76	\$ 9,431,593.76
2037	\$ 7,910,000.00	\$ 1,521,281.26	\$ 9,431,281.26
2038	\$ 8,230,000.00	\$ 1,200,481.26	\$ 9,430,481.26
2039	\$ 8,550,000.00	\$ 880,015.64	\$ 9,430,015.64
2040	\$ 8,870,000.00	\$ 562,206.26	\$ 9,432,206.26
2041	\$ 2,215,000.00	\$ 344,775.00	\$ 2,559,775.00
2042	\$ 2,315,000.00	\$ 243,100.00	\$ 2,558,100.00
2043	\$ 2,410,000.00	\$ 148,600.00	\$ 2,558,600.00
2044	\$ 2,510,000.00	\$ 50,200.00	\$ 2,560,200.00
TOTAL	\$ 128,210,000.00	\$ 50,651,527.78	\$ 178,861,527.78

Report Sequence: Intent, sgrp, styp, CUSIP, Ticket

Intent	SGrp	STyp	CUSIP	Ticket-P#	Status	Par Value	Int Accrual	Accret/-Amort	Book G/L	Net Income	Principal Paid	Interest Paid
AFS	AGEN	FHLB	3130APDM4	177056725-1	Active	10,000,000.00	9,541.67	22,084.23	0.00	31,625.90	0.00	0.00
AFS	AGEN	FHLB	3130AQHZ9	177056726-1	Active	5,000,000.00	6,416.67	9,540.28	0.00	15,956.95	0.00	0.00
AFS	AGEN	FHLB	3130AUVE1	177054680-1	Active	7,880,000.00	30,863.34	375.85	0.00	31,239.19	0.00	0.00
AFS	AGEN	FHLB	3130AV4C3	177054852-1	Active	5,500,000.00	24,291.67	0.00	0.00	24,291.67	0.00	0.00
AFS	AGEN	FHLB	3130AVPE6	177056072-1	Active	5,000,000.00	22,000.00	0.00	0.00	22,000.00	0.00	0.00
FHLB Total						33,380,000.00	93,113.35	32,000.36	0.00	125,113.71	0.00	0.00
AFS	AGEN	FHMC	3134H1UK7	177062155-1	Active	10,000,000.00	41,666.67	504.71	0.00	42,171.38	0.00	0.00
AFS	AGEN	FHMC	3134H1X57	177064803-1	Active	4,000,000.00	6,111.12	0.00	0.00	6,111.12	0.00	0.00
FHMC Total						14,000,000.00	47,777.79	504.71	0.00	48,282.50	0.00	0.00
AGEN Total						47,380,000.00	140,891.14	32,505.07	0.00	173,396.21	0.00	0.00
AFS	TRSY	NOTE	91282CEW7	177051081-1	Sold	0.00	4,241.07	742.56	-48,737.04	-43,753.41	0.00	0.00
AFS	TRSY	NOTE	91282CFB2	177049711-1	Active	8,615,000.00	19,525.75	1,265.76	0.00	20,791.51	0.00	0.00
AFS	TRSY	NOTE	91282CFE6	177051082-1	Sold	0.00	2,446.77	709.54	-19,733.12	-16,576.81	0.00	0.00
NOTE Total						8,615,000.00	26,213.59	2,717.86	-68,470.16	-39,538.71	0.00	0.00
TRSY Total						8,615,000.00	26,213.59	2,717.86	-68,470.16	-39,538.71	0.00	0.00
AFS Total						55,995,000.00	167,104.73	35,222.93	-68,470.16	133,857.50	0.00	0.00
Grand Total						55,995,000.00	167,104.73	35,222.93	-68,470.16	133,857.50	0.00	0.00

Report Sequence: Intent, sgrp, styp, CUSIP, Ticket

Intent	SGrp	STyp	CUSIP	Ticket-P#	Status	Par Value	Int Accrual	Accret/-Amort	Book G/L	Net Income	Principal Paid	Interest Paid
AFS	AGEN	FHLB	3130APDM4	177056725-1	Active	10,000,000.00	85,875.00	195,564.29	0.00	281,439.29	0.00	57,250.00
AFS	AGEN	FHLB	3130AQHZ9	177056726-1	Active	5,000,000.00	57,750.00	84,429.25	0.00	142,179.25	0.00	38,500.00
AFS	AGEN	FHLB	3130AUVE1	177054680-1	Active	7,880,000.00	277,770.00	2,216.57	0.00	279,986.57	0.00	185,180.00
AFS	AGEN	FHLB	3130AV4C3	177054852-1	Active	5,500,000.00	218,625.00	0.00	0.00	218,625.00	0.00	145,750.00
AFS	AGEN	FHLB	3130AVPE6	177056072-1	Active	5,000,000.00	198,000.00	0.00	0.00	198,000.00	0.00	264,000.00
FHLB Total						33,380,000.00	838,020.00	282,210.11	0.00	1,120,230.11	0.00	690,680.00
AFS	AGEN	FHMC	3134H1UK7	177062155-1	Active	10,000,000.00	177,777.78	936.63	0.00	178,714.41	0.00	0.00
AFS	AGEN	FHMC	3134H1X57	177064803-1	Active	4,000,000.00	6,111.12	0.00	0.00	6,111.12	0.00	0.00
FHMC Total						14,000,000.00	183,888.90	936.63	0.00	184,825.53	0.00	0.00
AGEN Total						47,380,000.00	1,021,908.90	283,146.74	0.00	1,305,055.64	0.00	690,680.00
AFS	TRSY	NOTE	91282CEW7	177051081-1	Sold	0.00	58,484.57	9,751.76	-48,737.04	19,499.29	0.00	40,625.00
AFS	TRSY	NOTE	91282CFB2	177049711-1	Active	8,615,000.00	177,472.13	10,820.37	0.00	188,292.50	0.00	118,456.25
AFS	TRSY	NOTE	91282CFE6	177051082-1	Sold	0.00	33,676.71	9,536.89	-19,733.12	23,480.48	0.00	23,437.50
NOTE Total						8,615,000.00	269,633.41	30,109.02	-68,470.16	231,272.27	0.00	182,518.75
AFS	TRSY	TBIL	912796Z28	177054681-1	Matured	0.00	0.00	188,340.00	0.00	188,340.00	10,000,000.00	0.00
AFS	TRSY	TBIL	912797FL6	177056809-1	Matured	0.00	0.00	75,000.00	0.00	75,000.00	10,000,000.00	0.00
TBIL Total						0.00	0.00	263,340.00	0.00	263,340.00	20,000,000.00	0.00
TRSY Total						8,615,000.00	269,633.41	293,449.02	-68,470.16	494,612.27	20,000,000.00	182,518.75
AFS Total						55,995,000.00	1,291,542.31	576,595.76	-68,470.16	1,799,667.91	20,000,000.00	873,198.75
Grand Total						55,995,000.00	1,291,542.31	576,595.76	-68,470.16	1,799,667.91	20,000,000.00	873,198.75



Security Group	Yield		Book Value				Market Value	Gain / (Loss)
	Book	TEY	AFS	HTM	Total	%		
U.S. Government Agencies	4.77	4.77	46,333,821	0	46,333,821	84.4 %	45,920,963	(412,858)
U.S. Treasury Securities	2.94	2.94	8,568,107	0	8,568,107	15.6 %	8,189,634	(378,472)
Total	4.48	4.48	54,901,927	0	54,901,927		54,110,598	(791,330)
			100.0 %	0.0 %	100.0%			
Market Value			54,110,598	0	54,110,598			
Gain/(Loss)			-791,330	0	-791,330			

Market price date as of 6/20/2024.

Lubbock County, Texas
 Transfer From/To
 Year to Date
 June 2024

Xfer From Account	Xfer From Budget	Xfer From Amount	Xfer To Account	Xfer To Budget	Xfer To Amount	Difference Xfer to/from
403-901100	3,756,475.00		011-840300	3,756,475.00		0.00
011-902000	6,230,325.00	6,230,325.00	020-801100	6,230,325.00	6,230,325.00	0.00
031-902000	58,484.00	58,484.00	020-803100	58,484.00	58,484.00	0.00
033-902000	58,484.00	58,484.00	020-803300	58,484.00	58,484.00	0.00
034-902000	58,484.00	58,484.00	020-803400	58,484.00	58,484.00	0.00
106-902000	3,000,000.00	3,000,000.00	020-810600	3,000,000.00	3,000,000.00	0.00
011-904100	69,000.00		041-801100	69,000.00		0.00
051-904100	470,000.00		041-805100	470,000.00		0.00
011-904300	191,000.00		043-801100	191,000.00		0.00
051-905000	119,605.00		050-805100	119,605.00		0.00
011-905100	1,000,000.00	749,999.98	051-801100	1,000,000.00	749,999.98	0.00
051-905400	260,619.00		054-805100	260,619.00		0.00
051-905500	4,777,391.00	1,438,477.39	055-805100	4,777,391.00	1,438,477.39	0.00
051-905700	255,242.00	122,852.93	057-805100	255,242.00	122,852.93	0.00
075-907600	0.00	33,484.67	076-807500	0.00	33,484.67	0.00
208-907900	35,000.00	35,000.00	079-820800	35,000.00	35,000.00	0.00
011-908100	27,946.00	27,946.00	081-801100	27,946.00	27,946.00	0.00
011-909600	6,200.00	6,200.00	096-801100	6,200.00	6,200.00	0.00
011-916400	242,828.00	1,193.94	164-801100	242,828.00	1,193.94	0.00
011-917100	36,301.00	20,516.62	171-801100	36,301.00	20,516.62	0.00
079-920800	1,210,570.00	1,210,570.00	208-807900	1,210,570.00	1,210,570.00	0.00
011-930100	816,979.00	816,979.00	301-801100	816,979.00	816,979.00	0.00
011-930700	2,753,000.00		307-801100	2,753,000.00		0.00
079-930800	1,800,000.00	1,800,000.00	308-807900	1,800,000.00	1,800,000.00	0.00
606-960100	0.00	7,541.04	601-860600	0.00	7,541.04	0.00
606-960200	22,538.00	16,366.35	602-860600	22,538.00	16,366.35	0.00
608-960200	0.00	5,744.00	602-860800	0.00	5,744.00	0.00
606-960800	0.00	16,643.35	608-860600	0.00	16,643.35	0.00
606-961500	1,368.00	6,279.83	615-860600	1,368.00	6,279.83	0.00
606-961600	0.00	3,233.72	616-860600	0.00	3,233.72	0.00
606-961700	43,883.00	43,645.85	617-860600	43,883.00	43,645.85	0.00
606-962500	15,451.00	13,322.56	625-860600	15,451.00	13,322.56	0.00
608-962500	73,824.00	58,149.99	625-860800	73,824.00	58,149.99	0.00
606-965000	888,273.00	236,609.43	650-860600	888,273.00	236,609.43	0.00
						0.00
	28,279,270.00	16,076,533.65		28,279,270.00	16,076,533.65	0.00

Lubbock County, Texas
Sales Tax Revenue
As of June 2024

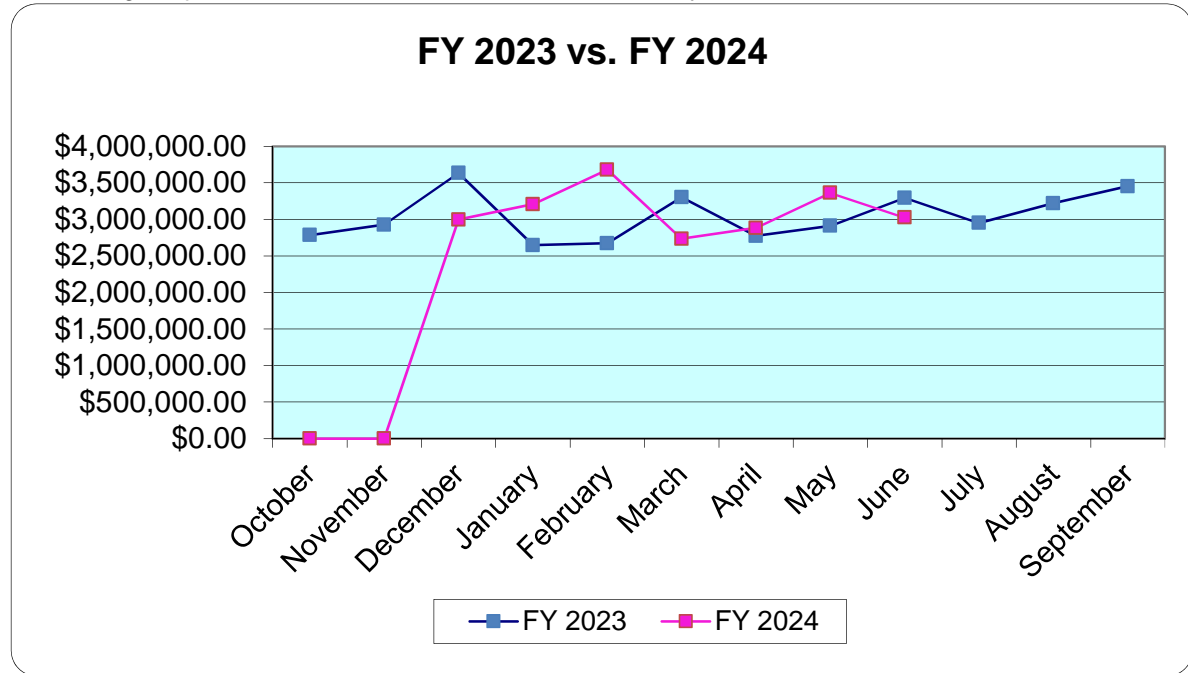
Account Number: 011-4010 Title: COUNTY SALES & USE TAX

Source of Revenue: Texas Comptroller Tax Assessor Collector

Description of Revenue: Imposed tax on the receipts from the sale at retail of taxable items within the county and an excise tax on the use, storage, or other consumption within the county of taxable items purchased, leased, or rented from a retailer during the period that the tax is effective within the county.

Month	FY 2023	FY 2024
October	\$2,785,279.54	\$0.00
November	\$2,926,837.98	\$0.00
December	\$3,634,740.06	\$2,997,164.24
January	\$2,647,925.51	\$3,208,357.90
February	\$2,673,896.70	\$3,681,550.67
March	\$3,303,864.94	\$2,733,361.43
April	\$2,772,979.51	\$2,883,287.30
May	\$2,912,864.97	\$3,363,303.58
June	\$3,294,853.79	\$3,026,431.82
July	\$2,951,471.20	
August	\$3,221,862.84	
September	\$3,451,978.11	
Total	\$36,578,555.15	\$21,893,456.94

2023 amounts have been adjusted to actual.



Lubbock County, Texas
 Ad Valorem Tax Revenue
 As of June 2024

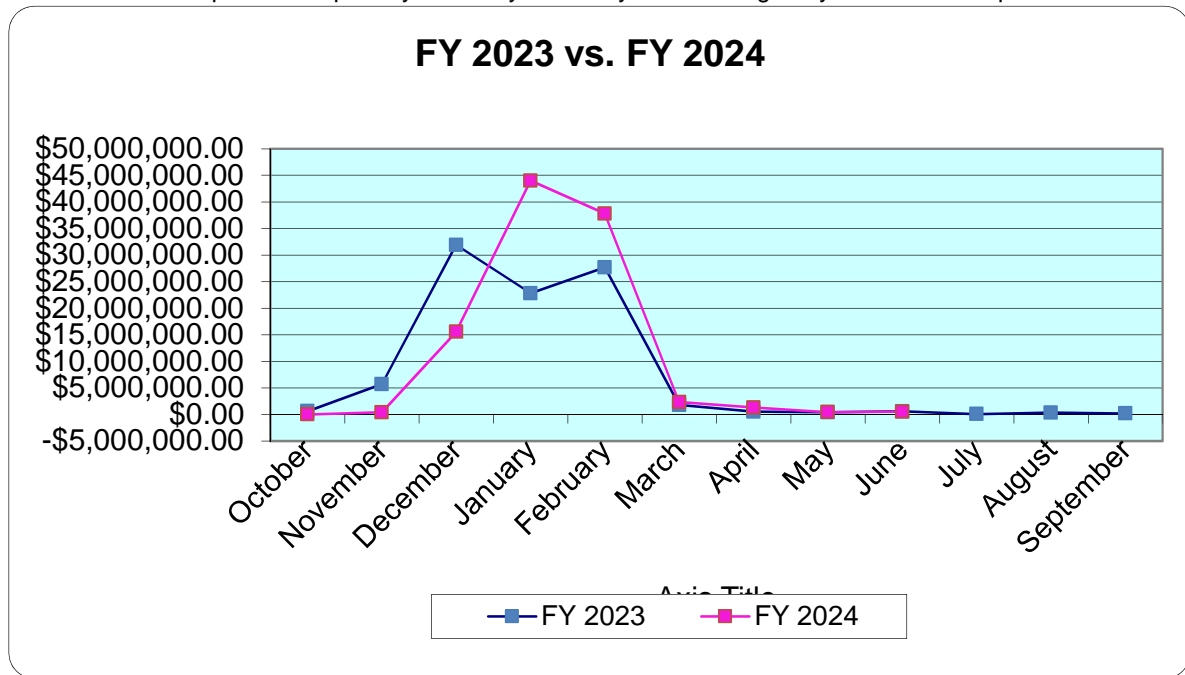
Account Number: 011-4001 Title: CURRENT AD VALOREM TAXES
 031-4001 CURRENT AD VALOREM TAXES
 032-4001 CURRENT AD VALOREM TAXES
 033-4001 CURRENT AD VALOREM TAXES
 034-4001 CURRENT AD VALOREM TAXES
 041-4001 CURRENT AD VALOREM TAXES
 202-4001 CURRENT AD VALOREM TAXES
 203-4001 CURRENT AD VALOREM TAXES

Source of Revenue: Lubbock Central Appraisal District

Description of Revenue: Property Taxes are levied by October 1 on the assessed value listed as of the prior January 1 for all real and business personal property in conformity with Texas Property Code. Taxes are due on receipt of the tax bill and are delinquent if not paid by February 1 of the year following the year in which imposed.

Month	FY 2023	FY 2024
October	\$600,533.07	-\$100.61
November	\$5,684,983.51	\$376,306.01
December	\$31,894,646.17	\$15,525,165.08
January	\$22,778,416.34	\$44,009,437.31
February	\$27,673,509.35	\$37,796,537.55
March	\$1,769,510.60	\$2,304,945.92
April	\$513,230.44	\$1,302,830.97
May	\$400,010.79	\$410,372.42
June	\$552,039.74	\$501,471.28
July	\$40,419.05	
August	\$338,794.89	
September	\$186,547.97	
Total	\$92,432,641.92	\$102,226,965.93

2023 amounts have been adjusted to actual.



Budget Report

For Fiscal: 2023-2024 Period Ending 06/30/24

Account Summary

BUDGET SUMMARIES REPORT
ACCOUNT SUMMARY JUNE 2024

FOR 2024 09

	ORIGINAL APPROP	REVISED BUDGET	YTD ACTUAL	MTD ACTUAL	ENCUMBRANCES	AVAILABLE BUDGET	PCT USE/COL
011 GENERAL FUND							
000 UNDEFINED							
011 400100	CURRENT AD VALOREM TAXE	-91,954,699.00	-91,954,699.00	-90,116,182.16	-442,062.19	.00	-1,838,516.84 98.0
011 400400	PEN & INT - CURRENT LEV	-377,014.00	-377,014.00	-339,929.32	-48,048.06	.00	-37,084.68 90.2
011 400500	DELIQ TAXES - PRIOR YEA	-560,924.00	-560,924.00	-195,973.48	12,285.11	.00	-364,950.52 34.9
011 400600	PEN & INT - PRIOR YEARS	-285,060.00	-285,060.00	-232,360.37	-12,129.04	.00	-52,699.63 81.5
011 401000	COUNTY SALES & USE TAX	-38,140,330.00	-38,140,330.00	-21,893,456.94	-3,026,431.82	.00	-16,246,873.06 57.4
011 410100	COUNTY CLERK	-67,482.00	-67,482.00	-48,149.70	-7,754.70	.00	-19,332.30 71.4
011 410200	BEER & LIQUOR PERMITS	-117,660.00	-117,660.00	-88,633.00	-8,195.00	.00	-29,027.00 75.3
011 420100	GRANT REVENUE	.00	-7,739.00	-7,738.34	.00	.00	-.66 100.0
011 420210	STATE MIXED DRINK TAX	-1,760,359.00	-1,760,359.00	-1,163,814.48	-172,335.13	.00	-596,544.52 66.1
011 420320	EMERGENCY MGT GRANT	-9,174.00	-9,174.00	.00	.00	.00	-9,174.00 .0
011 420500	BINGO TAX PROCEEDS	-239,304.00	-239,304.00	-110,383.95	.00	.00	-128,920.05 46.1
011 420900	STATE - COUNTY COURTS	-280,082.00	-280,082.00	-209,150.00	.00	.00	-70,932.00 74.7
011 421210	STRADUS A/G CHILD SUPPO	-1,175.00	-1,175.00	-430.96	.00	.00	-744.04 36.7
011 422020	INTER LOCAL AGREEMENT-C	-608,199.00	-608,199.00	-482,055.94	-140,093.65	.00	-126,143.06 79.3
011 424800	GRANT ADMINISTRATION RE	-985.00	-985.00	-688.68	-51.48	.00	-296.32 69.9
011 425000	INDIGENT DEFENSE GRANT	-255,056.00	-255,056.00	.00	.00	.00	-255,056.00 .0
011 430200	COUNTY JUDGE	-8,325.00	-8,325.00	-5,334.00	-682.00	2.00	-2,993.00 64.0
011 430300	COUNTY CLERK	-1,509,696.00	-1,509,696.00	-970,966.02	-127,337.11	15.00	-538,744.98 64.3
011 430600	VRED - TAPE	-76.00	-76.00	-15.00	.00	.00	-61.00 19.7
011 430700	TRAFFIC	-5,388.00	-5,388.00	-3,714.89	-526.23	.00	-1,673.11 68.9
011 430800	CHILD SAFETY - CS	-1,007.00	-1,007.00	-1,226.90	-119.73	.00	219.90 121.8
011 431000	TAX ASSESSOR/COLLECTOR	-38,912.00	-38,912.00	-25,560.00	-8,378.00	.00	-13,352.00 65.7
011 431100	TAX OFFICE DPS DL RENEW	-7,683.00	-7,683.00	-6,555.00	-835.00	.00	-1,128.00 85.3
011 431310	APPRAISAL DISTRICT FILI	.00	.00	-3,200.00	.00	.00	3,200.00 100.0
011 431500	INDIGENT DEFENSE FEE	-113.00	-113.00	-40.08	.00	.00	-72.92 35.5
011 431600	JURY FEE COUNTY	-1,500.00	-1,500.00	-1,154.55	-148.56	.00	-345.45 77.0
011 432200	PASSPORT FEE - DIST CLE	-30,000.00	-30,000.00	-41,720.00	-5,145.00	.00	11,720.00 139.1
011 432300	DISTRICT CLERK FEES	-369,761.00	-369,761.00	-248,380.28	-32,072.07	.00	-121,380.72 67.2
011 432500	PROSECUTOR'S FEES	-10,285.00	-10,285.00	-11,113.05	-1,219.33	.00	828.05 108.1
011 433100	JP PRECINCT 1	-46,312.00	-46,312.00	-40,643.18	-4,454.26	.00	-5,668.82 87.8
011 433200	JP PRECINCT 2	-50,573.00	-50,573.00	-43,259.55	-5,416.67	.00	-7,313.45 85.5
011 433300	JP PRECINCT 3	-73,726.00	-73,726.00	-56,813.27	-6,536.39	.00	-16,912.73 77.1
011 433400	JP PRECINCT 4	-32,861.00	-32,861.00	-35,104.62	-4,583.89	.00	2,243.62 106.8
011 434000	DISTRICT ATTORNEY	-625.00	-625.00	-1,531.00	-425.70	.00	906.00 245.0
011 434500	MEDICAL EXAMINER	-380.00	-380.00	-2,560.00	.00	.00	2,180.00 673.7
011 434600	SHERIFF	-291,544.00	-291,544.00	-239,379.32	-16,178.00	200.00	-52,364.68 82.0
011 434800	CONSTABLES	-637,773.00	-637,773.00	-390,826.58	-57,880.00	.00	-246,946.42 61.3

BUDGET SUMMARIES REPORT
ACCOUNT SUMMARY JUNE 2024

FOR 2024 09

	ORIGINAL APPROP	REVISED BUDGET	YTD ACTUAL	MTD ACTUAL	ENCUMBRANCES	AVAILABLE BUDGET	PCT USE/COL
011 435000 DEFENSIVE DRIVING FEE	-9,872.00	-9,872.00	-2,661.25	-412.00	.00	-7,210.75	27.0
011 435100 SS FEE-INMATE	-9,542.00	-9,542.00	-11,400.00	-600.00	.00	1,858.00	119.5
011 435200 ISSUED WARRANT EXECUTIO	-32,000.00	-32,000.00	-25,285.48	-2,233.90	.00	-6,714.52	79.0
011 435300 ARREST FEES - COUNTY	-6,860.00	-6,860.00	-6,714.73	-735.80	.00	-145.27	97.9
011 435410 FAMILY PROTECTION FEE	-16.00	-16.00	-15.00	.00	.00	-1.00	93.8
011 435600 COURT INITIATED GUARDIA	-7,383.00	-7,383.00	-22,530.00	-2,730.00	.00	15,147.00	305.2
011 436000 CMIT FINE COMMISSION	-133.00	-133.00	.00	.00	.00	-133.00	.0
011 436100 CMI FINE COMMISSION	-1.00	-1.00	-.10	.00	.00	-.90	10.0
011 436200 BAT COMMISSIONS	-5.00	-5.00	.00	.00	.00	-5.00	.0
011 437400 VITAL STATISTICS PRESER	-5,030.00	-5,030.00	-4,095.00	-597.00	.00	-935.00	81.4
011 440100 MOTOR VEHICLE SALES TAX	-4,000,000.00	-4,000,000.00	-4,386,164.94	.00	.00	386,164.94	109.7
011 440200 CERTIFICATE OF TITLE CO	-443,517.00	-443,517.00	-268,321.88	-35,375.00	.00	-175,195.12	60.5
011 440300 MOTOR VEHICLE COMMISSIO	-836,180.00	-836,180.00	-496,241.86	-55,276.20	.00	-339,938.14	59.3
011 440500 (CVC) COMP TO VICTIMS O	-100.00	-100.00	-6.93	.00	.00	-93.07	6.9
011 440600 LEOA COMMISSION	-1.00	-1.00	-.10	.00	.00	-.90	10.0
011 440800 BEER & LIQUOR COMMISSIO	-996.00	-996.00	-700.00	.00	.00	-296.00	70.3
011 441100 CJC COMMISSION	-15.00	-15.00	-1.00	.00	.00	-14.00	6.7
011 441200 JCPT COMMISSION	-5.00	-5.00	-.56	.00	.00	-4.44	11.2
011 441400 JPD COMM	-314.00	-314.00	-193.79	.00	.00	-120.21	61.7
011 441600 ARREST FEES - COMM	-8,434.00	-8,434.00	-2,894.63	.00	.00	-5,539.37	34.3
011 441700 LEMI COMMISSION	-1.00	-1.00	-.08	.00	.00	-.92	8.0
011 441800 CRIMESTOPPERS-COMM	-2.00	-2.00	-.20	.00	.00	-1.80	10.0
011 442000 GENERAL REVENUE COMM GR	-1.00	-1.00	.00	.00	.00	-1.00	.0
011 442100 LEOCE COMM	-1.00	-1.00	.00	.00	.00	-1.00	.0
011 442200 DNA TESTING FEE	-64.00	-64.00	-5.45	.00	.00	-58.55	8.5
011 442400 SEPTIC INSPECTION	-140,000.00	-140,000.00	-76,390.00	-8,180.00	.00	-63,610.00	54.6
011 442500 FLSI COMM	-729.00	-729.00	-12.87	.00	.00	-716.13	1.8
011 442600 FA COMM	-25.00	-25.00	-3.73	.00	.00	-21.27	14.9
011 442700 CCC COMM	-150.00	-150.00	-11.69	.00	.00	-138.31	7.8
011 442800 JCD COMM	.00	.00	-.11	.00	.00	.11	100.0
011 442900 TP COMM (40%)	-1,800.00	-1,800.00	-404.76	.00	.00	-1,395.24	22.5
011 443000 JE COMM (10%)	-2,500.00	-2,500.00	-607.15	.00	.00	-1,892.85	24.3
011 443500 NEW CCC COMM	-4,851.00	-4,851.00	-1,121.18	.00	.00	-3,729.82	23.1
011 443600 EMS TRAUMA FUND COMM	-2,273.00	-2,273.00	-1,198.94	.00	.00	-1,074.06	52.7
011 444000 STF COMM	-143.00	-143.00	-61.46	.00	.00	-81.54	43.0
011 444100 STF_COMM	-3,700.00	-3,700.00	-1,543.83	.00	.00	-2,156.17	41.7
011 444200 DNA (CS)	-50.00	-50.00	.00	.00	.00	-50.00	.0
011 444300 CIVIL DATA JUSTICE FEE	-5.00	-5.00	-.69	.00	.00	-4.31	13.8
011 444500 BAIL BOND FEE COMM	-5,500.00	-5,500.00	-1,750.50	.00	.00	-3,749.50	31.8
011 444600 COMM DC JUDICIAL FUND	-352.00	-352.00	-125.00	.00	.00	-227.00	35.5
011 444700 JURY REIMBURSEMENT FEE	-255.00	-255.00	-83.43	.00	.00	-171.57	32.7
011 445000 TIME PAYMENT - COUNTY	-17,693.00	-17,693.00	-15,247.94	-1,709.41	.00	-2,445.06	86.2
011 445400 CCC STATE COMM	-35,000.00	-35,000.00	-18,727.26	.00	.00	-16,272.74	53.5
011 445500 Intoxicated Driver Comm	-150.00	-150.00	-1,116.17	.00	.00	966.17	744.1

BUDGET SUMMARIES REPORT
ACCOUNT SUMMARY JUNE 2024

FOR 2024 09

	ORIGINAL APPROP	REVISED BUDGET	YTD ACTUAL	MTD ACTUAL	ENCUMBRANCES	AVAILABLE BUDGET	PCT USE/COL
011 450200 JURY FEES	-51,299.00	-51,299.00	-38,569.42	-4,856.95	.00	-12,729.58	75.2
011 450400 BOARD BILLS - INMATE	-1,950,000.00	-1,950,000.00	-512,775.00	-59,625.00	.00	-1,437,225.00	26.3
011 452100 COURT REPORTER FEES	-87,629.00	-87,629.00	-89,293.45	-11,124.05	.00	1,664.45	101.9
011 455000 SCAAP- JAIL	-65,000.00	-65,000.00	-144,882.00	.00	.00	79,882.00	222.9
011 460100 JP PRECINCT 1	-133,195.00	-133,195.00	-98,567.39	-11,472.23	.00	-34,627.61	74.0
011 460200 JP PRECINCT 2	-42,234.00	-42,234.00	-38,982.33	-4,131.53	.00	-3,251.67	92.3
011 460300 JP PRECINCT 3	-35,779.00	-35,779.00	-30,516.34	-2,777.34	.00	-5,262.66	85.3
011 460400 JP PRECINCT 4	-102,710.00	-102,710.00	-74,718.37	-8,718.83	.00	-27,991.63	72.7
011 460800 COUNTY COURT AT LAW 1	-1,826.00	-1,826.00	-386.00	-98.00	.00	-1,440.00	21.1
011 460900 COUNTY COURT AT LAW 2	-1,135.00	-1,135.00	-25.15	.00	.00	-1,109.85	2.2
011 461000 COUNTY CLERK GENERAL	.00	.00	-120.00	.00	.00	120.00	100.0
011 461100 DISTRICT CLERK FINES	-12,483.00	-12,483.00	-4,476.43	-407.50	.00	-8,006.57	35.9
011 461210 FORFEITURES	-120,842.00	-120,842.00	-96,748.82	-14,295.16	.00	-24,093.18	80.1
011 470000 INTEREST INCOME	-2,000,000.00	-2,000,000.00	-1,520,893.16	-357,377.17	.00	-479,106.84	76.0
011 480200 RENTALS-BUILDINGS	-494,772.00	-494,772.00	-342,464.01	-37,947.97	.00	-152,307.99	69.2
011 480300 PARKING LOTS	-54,085.00	-54,085.00	-47,771.50	-5,085.00	.00	-6,313.50	88.3
011 480510 DISPOSAL OF PROPERTY	-50,000.00	-50,000.00	-103,488.95	-45.50	.00	53,488.95	207.0
011 480600 INSURANCE REIMBURSEMENT	-50,000.00	-50,000.00	.00	.00	.00	-50,000.00	.0
011 480700 JURY REIMBURSEMENTS FRO	-57,297.00	-57,297.00	-67,138.00	.00	.00	9,841.00	117.2
011 481100 REIMBURSEMENTS-TELETYPE	-1,043.00	-1,043.00	-780.00	-74.00	.00	-263.00	74.8
011 481300 REFUND - ATTORNEY FEES	-34,463.00	-34,463.00	-24,253.09	-1,838.54	.00	-10,209.91	70.4
011 481500 OTHER REFUNDS/REIMBURSE	-50,000.00	-50,000.00	.00	.00	.00	-50,000.00	.0
011 481710 PAY PHONE COMMISSION	-854,791.00	-854,791.00	-513,626.95	-135,588.58	.00	-341,164.05	60.1
011 482300 JURY DONATIONS FOR VETE	-19,216.00	-19,216.00	.00	.00	.00	-19,216.00	.0
011 482600 ELECTION REVENUES	-100.00	-100.00	-14.00	.00	.00	-86.00	14.0
011 483000 INTEREST-LCAD	-21,863.00	-21,863.00	-13,696.25	-888.47	.00	-8,166.75	62.6
011 484200 REIMB-INMATE TRANSPORTA	-17,084.00	-17,084.00	-11,200.50	-3,805.50	.00	-5,883.50	65.6
011 485000 GAIN/LOSS SALE OF INVES	.00	.00	97,600.00	122,600.00	.00	-97,600.00	100.0
011 489900 OTHER REVENUE	-500,000.00	-500,000.00	-82,913.23	-2,496.44	.00	-417,086.77	16.6
011 840300 XFER FROM WORKERS COMP	-3,756,475.00	-3,756,475.00	.00	.00	.00	-3,756,475.00	.0
011 902000 XFER TO CONSOLIDATED RO	6,230,325.00	6,230,325.00	6,230,325.00	.00	.00	.00	100.0
011 904100 XFER TO PERMANENT IMPRO	.00	69,000.00	.00	.00	.00	69,000.00	.0
011 904300 XFER TO LCETRZ NOI TAX	191,000.00	191,000.00	.00	.00	.00	191,000.00	.0
011 905100 XFER TO JUVENILE PROBAT	1,000,000.00	1,000,000.00	749,999.98	83,333.34	.00	250,000.02	75.0
011 908100 XFER TO LAW LIBRARY	27,946.00	27,946.00	27,946.00	.00	.00	.00	100.0
011 909600 XFER TO HISTORIC PRESER	6,200.00	6,200.00	6,200.00	.00	.00	.00	100.0
011 916400 XFER TO SPATF GRANT	242,828.00	242,828.00	1,193.94	.00	.00	241,634.06	.5
011 917100 XFER TO CDA VOCA	36,301.00	36,301.00	18,496.45	.00	.00	17,804.55	51.0
011 930100 XFER TO ROAD CONSTRUCTI	250,000.00	816,979.00	816,979.00	.00	.00	.00	100.0
011 930700 XFER TO CRTC RENO #2	2,753,000.00	2,753,000.00	.00	.00	.00	2,753,000.00	.0
TOTAL UNDEFINED	-143,177,413.00	-142,549,173.00	-118,273,244.27	-4,681,323.63	217.00	-24,276,145.73	83.0%

001 COMMISSIONERS' COURT

01100110 500100 ELECTED OFFICIALS	348,658.00	348,658.00	252,770.15	26,820.00	.00	95,887.85	72.5
-----------------------------------	------------	------------	------------	-----------	-----	-----------	------

BUDGET SUMMARIES REPORT
ACCOUNT SUMMARY JUNE 2024

FOR 2024 09

	ORIGINAL APPROP	REVISED BUDGET	YTD ACTUAL	MTD ACTUAL	ENCUMBRANCES	AVAILABLE BUDGET	PCT USE/COL
01100110 500400 VEHICLE ALLOWANCE	19,200.00	19,200.00	14,030.36	1,476.88	.00	5,169.64	73.1
01100110 500600 STAFF EMPLOYEES	169,609.00	169,609.00	116,203.50	11,810.27	.00	53,405.50	68.5
01100110 510100 FICA	33,324.00	33,324.00	22,660.91	2,366.80	.00	10,663.09	68.0
01100110 510200 MEDICARE	7,794.00	7,794.00	5,299.86	553.54	.00	2,494.14	68.0
01100110 510300 RETIREMENT	59,713.00	59,713.00	42,551.53	4,455.87	.00	17,161.47	71.3
01100110 510400 GROUP HEALTH INSUR	60,710.00	60,710.00	51,951.71	5,555.61	.00	8,758.29	85.6
01100110 510500 GROUP DENTAL INSUR	3,510.00	3,510.00	2,838.63	298.10	.00	671.37	80.9
01100110 510600 LIFE INSURANCE	420.00	420.00	292.36	30.28	.00	127.64	69.6
01100110 510700 UNEMPLOYMENT INSUR	221.00	221.00	134.35	13.00	.00	86.65	60.8
01100110 510900 WORKER'S COMPENSAT	1,414.00	1,414.00	313.81	31.88	.00	1,100.19	22.2
01100110 520100 SUPPLIES/OTH OPER	4,000.00	4,000.00	1,371.25	540.67	748.01	1,880.74	53.0
01100110 540100 COMMUNICATIONS - M	2,995.00	2,995.00	1,661.29	.00	1,138.71	195.00	93.5
01100110 550300 TRAVEL AND TRAININ	30,000.00	30,000.00	9,670.27	-233.00	225.00	20,104.73	33.0
01100110 550500 ASSOCIATION DUES	3,945.00	3,945.00	3,944.00	.00	.00	1.00	100.0
01100110 580100 INSURANCE AND BOND	150.00	150.00	128.90	.00	.00	21.10	85.9
TOTAL COMMISSIONERS' COURT	745,663.00	745,663.00	525,822.88	53,719.90	2,111.72	217,728.40	70.8%

002 COUNTY JUDGE

01100210 500100 ELECTED OFFICIALS	152,637.00	152,637.00	109,716.26	11,549.08	.00	42,920.74	71.9
01100210 500200 Appointed Official	58,193.00	58,193.00	46,103.98	4,826.12	.00	12,089.02	79.2
01100210 500600 STAFF EMPLOYEES	77,451.00	77,451.00	56,898.36	5,842.37	.00	20,552.64	73.5
01100210 510100 FICA	17,874.00	17,874.00	12,714.15	1,326.13	.00	5,159.85	71.1
01100210 510200 MEDICARE	4,180.00	4,180.00	2,973.45	310.14	.00	1,206.55	71.1
01100210 510300 RETIREMENT	32,028.00	32,028.00	23,632.93	2,468.36	.00	8,395.07	73.8
01100210 510400 GROUP HEALTH INSUR	30,062.00	30,062.00	22,467.27	2,546.70	.00	7,594.73	74.7
01100210 510500 GROUP DENTAL INSUR	1,338.00	1,338.00	1,030.10	106.00	.00	307.90	77.0
01100210 510600 LIFE INSURANCE	476.00	476.00	127.68	13.44	.00	348.32	26.8
01100210 510700 UNEMPLOYMENT INSUR	177.00	177.00	118.87	11.72	.00	58.13	67.2
01100210 510900 WORKER'S COMPENSAT	765.00	765.00	278.24	28.82	.00	486.76	36.4
01100210 520100 SUPPLIES/OTH OPER	3,800.00	3,800.00	1,231.30	362.44	526.40	2,042.30	46.3
01100210 522800 LAW BOOKS	400.00	400.00	323.00	.00	.00	77.00	80.8
01100210 523100 NON-CAPITAL EQUIPM	1,600.00	1,600.00	.00	.00	.00	1,600.00	.0
01100210 540100 COMMUNICATIONS - M	500.00	500.00	314.96	39.37	185.04	.00	100.0
01100210 550300 TRAVEL AND TRAININ	16,000.00	16,000.00	5,112.76	-257.44	.00	10,887.24	32.0
01100210 550500 ASSOCIATION DUES	385.00	385.00	500.00	.00	.00	-115.00	129.9
TOTAL COUNTY JUDGE	397,866.00	397,866.00	283,543.31	29,173.25	711.44	113,611.25	71.4%

003 COUNTY CLERK

01100310 500100 ELECTED OFFICIALS	87,165.00	87,165.00	63,631.77	6,705.00	.00	23,533.23	73.0
-----------------------------------	-----------	-----------	-----------	----------	-----	-----------	------

BUDGET SUMMARIES REPORT
ACCOUNT SUMMARY JUNE 2024

FOR 2024 09

	ORIGINAL APPROP	REVISED BUDGET	YTD ACTUAL	MTD ACTUAL	ENCUMBRANCES	AVAILABLE BUDGET	PCT USE/COL
01100310 500600 STAFF EMPLOYEES	973,061.00	973,061.00	614,256.89	65,536.95	.00	358,804.11	63.1
01100310 500700 OVERTIME COMPENSAT	1,000.00	1,000.00	.00	.00	.00	1,000.00	.0
01100310 500800 TEMPORARY	7,500.00	7,500.00	.00	.00	.00	7,500.00	.0
01100310 510100 FICA	66,280.00	66,280.00	39,755.60	4,213.45	.00	26,524.40	60.0
01100310 510200 MEDICARE	15,501.00	15,501.00	9,297.75	985.42	.00	6,203.25	60.0
01100310 510300 RETIREMENT	117,902.00	117,902.00	75,313.35	8,026.05	.00	42,588.65	63.9
01100310 510400 GROUP HEALTH INSUR	169,984.00	169,984.00	105,253.91	12,790.87	.00	64,730.09	61.9
01100310 510500 GROUP DENTAL INSUR	10,698.00	10,698.00	5,679.56	634.74	.00	5,018.44	53.1
01100310 510600 LIFE INSURANCE	1,470.00	1,470.00	777.28	85.12	.00	692.72	52.9
01100310 510700 UNEMPLOYMENT INSUR	1,277.00	1,277.00	710.40	72.07	.00	566.60	55.6
01100310 510900 WORKER'S COMPENSAT	3,045.00	3,045.00	1,658.23	176.91	.00	1,386.77	54.5
01100310 520100 SUPPLIES/OTH OPER	25,000.00	25,000.00	3,529.27	.00	12,077.64	9,393.09	62.4
01100310 522800 LAW BOOKS	1,000.00	1,000.00	632.00	.00	.00	368.00	63.2
01100310 530100 EQUIPMENT OPER/MAI	2,000.00	2,000.00	.00	.00	.00	2,000.00	.0
01100310 540100 COMMUNICATIONS - M	712.00	712.00	435.39	54.07	264.61	12.00	98.3
01100310 550300 TRAVEL AND TRAININ	9,000.00	9,000.00	2,705.08	.00	21.52	6,273.40	30.3
01100310 550500 ASSOCIATION DUES	355.00	355.00	355.00	.00	.00	.00	100.0
TOTAL COUNTY CLERK	1,492,950.00	1,492,950.00	923,991.48	99,280.65	12,363.77	556,594.75	62.7%

005 INFORMATION TECHNOLOGY SERVICE

01100510 500600 STAFF EMPLOYEES	3,095,543.00	3,095,543.00	2,060,681.38	215,697.41	.00	1,034,861.62	66.6
01100510 500700 OVERTIME COMPENSAT	10,000.00	10,000.00	2,603.67	671.22	.00	7,396.33	26.0
01100510 510100 FICA	192,544.00	192,544.00	121,771.69	12,770.67	.00	70,772.31	63.2
01100510 510200 MEDICARE	45,030.00	45,030.00	28,479.40	2,986.77	.00	16,550.60	63.2
01100510 510300 RETIREMENT	327,535.00	327,535.00	229,231.04	24,038.57	.00	98,303.96	70.0
01100510 510400 GROUP HEALTH INSUR	372,491.00	372,491.00	318,790.01	33,648.05	.00	53,700.99	85.6
01100510 510500 GROUP DENTAL INSUR	18,632.00	18,632.00	15,026.80	1,580.50	.00	3,605.20	80.7
01100510 510600 LIFE INSURANCE	2,559.00	2,559.00	1,937.15	203.07	.00	621.85	75.7
01100510 510700 UNEMPLOYMENT INSUR	4,037.00	4,037.00	2,375.50	238.00	.00	1,661.50	58.8
01100510 510900 WORKER'S COMPENSAT	8,085.00	8,085.00	5,570.87	584.23	.00	2,514.13	68.9
01100510 520100 SUPPLIES/OTH OPER	489,550.00	489,550.00	383,112.50	5,905.82	52,864.77	53,572.73	89.1
01100510 523000 NON-CAPITAL SOFTWA	60,000.00	66,155.00	12,364.49	3,827.49	3,995.00	49,795.51	24.7
01100510 523100 NON-CAPITAL EQUIPM	313,700.00	313,700.00	110,837.69	2,436.51	60,756.01	142,106.30	54.7
01100510 530100 EQUIPMENT OPER/MAI	777,900.00	777,900.00	215,454.60	42,266.65	47,130.43	515,314.97	33.8
01100510 530200 VEHICLE OPERATION/	3,000.00	3,000.00	1,383.90	.00	.00	1,616.10	46.1
01100510 530800 SOFTWARE MAINTENAN	4,427,994.00	4,460,298.00	3,104,402.04	37,600.93	234,217.37	1,121,678.59	74.9
01100510 540100 COMMUNICATIONS - M	107,020.00	107,020.00	59,005.29	5,572.14	28,057.71	19,957.00	81.4
01100510 550300 TRAVEL AND TRAININ	110,900.00	110,900.00	54,202.02	21,171.22	.00	56,697.98	48.9
01100510 550500 ASSOCIATION DUES	2,825.00	2,825.00	.00	.00	.00	2,825.00	.0
01100510 561400 PROFESSIONAL SERVI	93,000.00	93,000.00	.00	.00	.00	93,000.00	.0

BUDGET SUMMARIES REPORT
ACCOUNT SUMMARY JUNE 2024

FOR 2024 09

	ORIGINAL APPROP	REVISED BUDGET	YTD ACTUAL	MTD ACTUAL	ENCUMBRANCES	AVAILABLE BUDGET	PCT USE/COL
01100510 562200 CONTRACT SERVICES	170,000.00	170,000.00	26,100.00	2,900.00	33,900.00	110,000.00	35.3
01100510 660500 CAPITAL OUTLAY TEC	4,068,000.00	4,068,000.00	940,884.05	.00	1,894,281.51	1,232,834.44	69.7
TOTAL INFORMATION TECHNOLOGY S	14,700,345.00	14,738,804.00	7,694,214.09	414,099.25	2,355,202.80	4,689,387.11	68.2%

007 NON DEPARTMENTAL

01100710 520100 SUPPLIES/OTH OPER	2,500.00	2,500.00	1,995.85	832.96	.00	504.15	79.8
01100710 522500 POSTAGE	310,000.00	310,000.00	288,209.09	2,391.68	6,868.49	14,922.42	95.2
01100710 522900 PUBLICATIONS LEGAL	30,500.00	30,500.00	3,768.00	350.00	15,232.00	11,500.00	62.3
01100710 540100 COMMUNICATIONS - M	193,200.00	193,200.00	42,044.43	3,308.20	107,955.57	43,200.00	77.6
01100710 540200 TELEPHONE - LONG D	24,000.00	24,000.00	8,016.75	1,170.51	3,983.25	12,000.00	50.0
01100710 550500 ASSOCIATION DUES	70,632.00	70,632.00	70,619.86	.00	.00	12.14	100.0
01100710 561400 PROFESSIONAL SERVI	375,000.00	375,000.00	127,684.54	.00	13,614.50	233,700.96	37.7
01100710 562200 CONTRACT SERVICES	100,000.00	100,000.00	37,252.37	.00	20,000.00	42,747.63	57.3
01100710 562300 INTER LOCAL AGREEM	1,450,000.00	1,590,500.00	1,176,392.03	.00	323,607.97	90,500.00	94.3
01100710 580100 INSURANCE AND BOND	600,000.00	740,500.00	730,447.67	30,700.34	3,673.33	6,379.00	99.1
01100710 580200 PUBLIC OFFICIALS L	400,000.00	400,000.00	289,382.00	.00	.00	110,618.00	72.3
01100710 583000 CIVIL JUDGEMENTS	50,000.00	50,000.00	.00	.00	.00	50,000.00	.0
01100710 599300 LEGISLATIVE & ADMI	5,000.00	5,000.00	940.90	.00	.00	4,059.10	18.8
01100710 599310 PAST YR LEGISLATIV	1.00	1.00	.00	.00	.00	1.00	.0
01100710 599501 CONTINGENCY-PAYROL	603,474.00	82,179.00	.00	.00	.00	82,179.00	.0
01100710 599800 CONTINGENCY	3,000,000.00	2,059,759.00	.00	.00	.00	2,059,759.00	.0
01100710 599900 OTHER CHARGES	77,927.00	77,927.00	255.81	.00	.00	77,671.19	.3
01100710 599940 CARES ACT COVID-19	.00	.00	543.85	.00	.00	-543.85	100.0
TOTAL NON DEPARTMENTAL	7,292,234.00	6,111,698.00	2,777,553.15	38,753.69	494,935.11	2,839,209.74	53.5%

009 TREASURER

01100915 500100 ELECTED OFFICIALS	87,165.00	87,165.00	63,631.77	6,705.00	.00	23,533.23	73.0
01100915 500600 STAFF EMPLOYEES	198,092.00	198,092.00	144,770.12	15,145.53	.00	53,321.88	73.1
01100915 500800 TEMPORARY	10,000.00	10,000.00	13,817.66	1,729.38	.00	-3,817.66	138.2
01100915 500900 PART TIME POSITION	28,000.00	28,000.00	17,795.00	1,690.00	.00	10,205.00	63.6
01100915 510100 FICA	20,042.00	20,042.00	13,762.75	1,452.60	.00	6,279.25	68.7
01100915 510200 MEDICARE	4,687.00	4,687.00	3,218.69	339.72	.00	1,468.31	68.7
01100915 510300 RETIREMENT	34,803.00	34,803.00	25,130.52	2,615.36	.00	9,672.48	72.2
01100915 510400 GROUP HEALTH INSUR	42,978.00	42,978.00	31,398.83	3,305.14	.00	11,579.17	73.1
01100915 510500 GROUP DENTAL INSUR	1,973.00	1,973.00	1,785.81	193.86	.00	187.19	90.5
01100915 510600 LIFE INSURANCE	240.00	240.00	170.24	17.92	.00	69.76	70.9

BUDGET SUMMARIES REPORT
ACCOUNT SUMMARY JUNE 2024

FOR 2024 09

	ORIGINAL APPROP	REVISED BUDGET	YTD ACTUAL	MTD ACTUAL	ENCUMBRANCES	AVAILABLE BUDGET	PCT USE/COL
01100915 510700 UNEMPLOYMENT INSUR	277.00	277.00	203.43	20.42	.00	73.57	73.4
01100915 510900 WORKER'S COMPENSAT	637.00	637.00	476.31	50.13	.00	160.69	74.8
01100915 520100 SUPPLIES/OTH OPER	8,500.00	8,500.00	2,628.20	364.82	3,308.57	2,563.23	69.8
01100915 523100 NON-CAPITAL EQUIPM	1,373.00	1,373.00	1,349.00	.00	.00	24.00	98.3
01100915 550300 TRAVEL AND TRAININ	9,500.00	9,500.00	6,270.94	1,129.09	.00	3,229.06	66.0
01100915 550500 ASSOCIATION DUES	175.00	175.00	175.00	.00	.00	.00	100.0
01100915 570100 RENTALS AND LEASES	3,506.00	3,506.00	2,628.99	.00	876.33	.68	100.0
01100915 580100 INSURANCE AND BOND	5,412.00	5,412.00	2,912.00	.00	.00	2,500.00	53.8
TOTAL TREASURER	457,360.00	457,360.00	332,125.26	34,758.97	4,184.90	121,049.84	73.5%

010 TAX ASSESSOR/COLLECTOR

01101015 500100 ELECTED OFFICIALS	87,165.00	87,165.00	63,631.77	6,705.00	.00	23,533.23	73.0
01101015 500600 STAFF EMPLOYEES	1,641,938.00	1,641,938.00	1,108,345.80	122,697.52	.00	533,592.20	67.5
01101015 500800 TEMPORARY	40,000.00	40,000.00	1,545.00	120.00	.00	38,455.00	3.9
01101015 500900 PART TIME POSITION	17,400.00	17,400.00	.00	.00	.00	17,400.00	.0
01101015 510100 FICA	110,920.00	110,920.00	69,282.32	7,654.84	.00	41,637.68	62.5
01101015 510200 MEDICARE	26,160.00	26,160.00	16,203.08	1,790.25	.00	9,956.92	61.9
01101015 510300 RETIREMENT	194,103.00	194,103.00	130,207.44	14,376.71	.00	63,895.56	67.1
01101015 510400 GROUP HEALTH INSUR	321,315.00	321,315.00	205,049.27	22,361.74	.00	116,265.73	63.8
01101015 510500 GROUP DENTAL INSUR	15,355.00	15,355.00	9,665.31	1,052.44	.00	5,689.69	62.9
01101015 510600 LIFE INSURANCE	2,220.00	2,220.00	1,402.24	152.32	.00	817.76	63.2
01101015 510700 UNEMPLOYMENT INSUR	2,210.00	2,210.00	1,277.95	135.08	.00	932.05	57.8
01101015 510900 WORKER'S COMPENSAT	4,821.00	4,821.00	2,996.38	331.59	.00	1,824.62	62.2
01101015 520100 SUPPLIES/OTH OPER	35,000.00	35,000.00	15,156.99	1,230.64	3,880.65	15,962.36	54.4
01101015 530200 VEHICLE OPERATION/	5,000.00	5,000.00	1,604.78	139.57	1,190.50	2,204.72	55.9
01101015 540100 COMMUNICATIONS - M	3,900.00	3,900.00	1,363.11	97.41	861.77	1,675.12	57.0
01101015 550300 TRAVEL AND TRAININ	20,500.00	20,500.00	10,877.10	1,432.25	723.90	8,899.00	56.6
01101015 550500 ASSOCIATION DUES	375.00	375.00	375.00	.00	.00	.00	100.0
01101015 562200 CONTRACT SERVICES	16,860.00	16,860.00	13,230.00	.00	.00	3,630.00	78.5
01101015 570200 BUILDING RENTAL	9,276.00	9,276.00	9,275.04	.00	.00	.96	100.0
01101015 580100 INSURANCE AND BOND	1,350.00	1,350.00	.00	.00	1,350.00	.00	100.0
TOTAL TAX ASSESSOR/COLLECTOR	2,555,868.00	2,555,868.00	1,661,488.58	180,277.36	8,006.82	886,372.60	65.3%

011 PURCHASING

01101115 500600 STAFF EMPLOYEES	360,531.00	413,431.00	250,043.26	25,262.71	.00	163,387.74	60.5
01101115 510100 FICA	22,354.00	25,634.00	14,964.44	1,509.99	.00	10,669.56	58.4

BUDGET SUMMARIES REPORT
ACCOUNT SUMMARY JUNE 2024

FOR 2024 09

	ORIGINAL APPROP	REVISED BUDGET	YTD ACTUAL	MTD ACTUAL	ENCUMBRANCES	AVAILABLE BUDGET	PCT USE/COL
01101115 510200 MEDICARE	5,228.00	5,995.00	3,499.73	353.14	.00	2,495.27	58.4
01101115 510300 RETIREMENT	48,192.00	54,487.00	27,779.67	2,806.68	.00	26,707.33	51.0
01101115 510400 GROUP HEALTH INSUR	36,029.00	43,560.00	24,657.48	2,259.97	.00	18,902.52	56.6
01101115 510500 GROUP DENTAL INSUR	2,397.00	2,812.00	1,422.98	131.25	.00	1,389.02	50.6
01101115 510600 LIFE INSURANCE	360.00	420.00	234.52	22.07	.00	185.48	55.8
01101115 510700 UNEMPLOYMENT INSUR	469.00	522.00	288.84	27.80	.00	233.16	55.3
01101115 510900 WORKER'S COMPENSAT	973.00	1,116.00	675.13	68.22	.00	440.87	60.5
01101115 520100 SUPPLIES/OTH OPER	3,500.00	3,500.00	1,440.45	126.77	327.00	1,732.55	50.5
01101115 530100 EQUIPMENT OPER/MAI	200.00	200.00	.00	.00	.00	200.00	.0
01101115 530200 VEHICLE OPERATION/	950.00	950.00	402.75	55.66	405.42	141.83	85.1
01101115 550300 TRAVEL AND TRAININ	5,000.00	5,000.00	2,681.80	66.40	.00	2,318.20	53.6
01101115 550500 ASSOCIATION DUES	1,100.00	1,100.00	480.00	.00	.00	620.00	43.6
01101115 562200 CONTRACT SERVICES	990.00	990.00	.00	.00	990.00	.00	100.0
01101115 570100 RENTALS AND LEASES	23,143.00	23,143.00	17,357.04	.00	5,785.68	.28	100.0
TOTAL PURCHASING	511,416.00	582,860.00	345,928.09	32,690.66	7,508.10	229,423.81	60.6%

012 AUDITOR

01101215 500200 APPOINTED OFFICIAL	139,396.00	139,396.00	98,888.82	10,345.82	.00	40,507.18	70.9
01101215 500600 STAFF EMPLOYEES	1,141,640.00	1,141,640.00	653,394.42	75,944.10	.00	488,245.58	57.2
01101215 500700 OVERTIME COMPENSAT	500.00	500.00	38.04	.00	.00	461.96	7.6
01101215 500800 TEMPORARY	9,300.00	9,300.00	6,446.29	830.25	.00	2,853.71	69.3
01101215 500900 PART TIME POSITION	26,229.00	26,229.00	.00	.00	.00	26,229.00	.0
01101215 510100 FICA	81,379.00	81,379.00	45,022.07	5,098.38	.00	36,356.93	55.3
01101215 510200 MEDICARE	19,032.00	19,032.00	10,529.29	1,192.36	.00	8,502.71	55.3
01101215 510300 RETIREMENT	144,793.00	144,793.00	83,582.95	9,586.80	.00	61,210.05	57.7
01101215 510400 GROUP HEALTH INSUR	143,092.00	143,092.00	89,017.63	11,849.04	.00	54,074.37	62.2
01101215 510500 GROUP DENTAL INSUR	7,614.00	7,614.00	4,790.46	620.46	.00	2,823.54	62.9
01101215 510600 LIFE INSURANCE	1,080.00	1,080.00	595.84	76.16	.00	484.16	55.2
01101215 510700 UNEMPLOYMENT INSUR	1,706.00	1,706.00	868.75	95.83	.00	837.25	50.9
01101215 510900 WORKER'S COMPENSAT	3,544.00	3,544.00	2,048.88	235.24	.00	1,495.12	57.8
01101215 520100 SUPPLIES/OTH OPER	13,571.00	14,571.00	10,920.15	556.93	2,920.81	730.04	95.0
01101215 523000 NON-CAPITAL SOFTWA	3,000.00	.00	.00	.00	.00	.00	.0
01101215 530100 EQUIPMENT OPER/MAI	1,000.00	.00	.00	.00	.00	.00	.0
01101215 540100 COMMUNICATIONS - M	540.00	540.00	155.40	.00	111.40	273.20	49.4
01101215 550300 TRAVEL AND TRAININ	25,439.00	28,439.00	26,471.25	4,881.31	288.13	1,679.62	94.1
01101215 550500 ASSOCIATION DUES	5,035.00	5,035.00	4,590.97	299.00	.00	444.03	91.2
01101215 580100 INSURANCE AND BOND	200.00	200.00	92.50	.00	.00	107.50	46.3
TOTAL AUDITOR	1,768,090.00	1,768,090.00	1,037,453.71	121,611.68	3,320.34	727,315.95	58.9%

013 HUMAN RESOURCES

01101315 500600 STAFF EMPLOYEES	584,171.00	584,171.00	473,700.78	57,847.27	.00	110,470.22	81.1
---------------------------------	------------	------------	------------	-----------	-----	------------	------

BUDGET SUMMARIES REPORT
ACCOUNT SUMMARY JUNE 2024

FOR 2024 09

			ORIGINAL APPROP	REVISED BUDGET	YTD ACTUAL	MTD ACTUAL	ENCUMBRANCES	AVAILABLE BUDGET	PCT USE/COL
01101315	500800	TEMPORARY	18,000.00	18,000.00	3,315.13	253.13	.00	14,684.87	18.4
01101315	510100	FICA	40,514.00	40,514.00	27,757.34	3,411.64	.00	12,756.66	68.5
01101315	510200	MEDICARE	9,475.00	9,475.00	6,491.69	797.89	.00	2,983.31	68.5
01101315	510300	RETIREMENT	64,901.00	64,901.00	52,628.29	6,426.83	.00	12,272.71	81.1
01101315	510400	GROUP HEALTH INSUR	68,271.00	68,271.00	53,891.69	4,260.19	.00	14,379.31	78.9
01101315	510500	GROUP DENTAL INSUR	3,617.00	3,617.00	2,661.65	222.31	.00	955.35	73.6
01101315	510600	LIFE INSURANCE	480.00	480.00	309.12	29.12	.00	170.88	64.4
01101315	510700	UNEMPLOYMENT INSUR	850.00	850.00	549.16	63.92	.00	300.84	64.6
01101315	510900	WORKER'S COMPENSAT	1,765.00	1,765.00	1,288.13	156.87	.00	476.87	73.0
01101315	520100	SUPPLIES/OTH OPER	106,150.00	91,150.00	47,167.95	4,461.34	7,842.40	36,139.65	60.4
01101315	522800	LAW BOOKS	2,500.00	2,500.00	564.99	.00	.00	1,935.01	22.6
01101315	540100	COMMUNICATIONS - M	5,712.00	5,712.00	2,315.42	40.00	2,484.58	912.00	84.0
01101315	550300	TRAVEL AND TRAININ	20,000.00	20,000.00	13,802.23	1,305.96	550.20	5,647.57	71.8
01101315	550500	ASSOCIATION DUES	3,430.00	3,430.00	2,708.00	260.00	.00	722.00	79.0
01101315	561400	PROFESSIONAL SERVI	85,000.00	85,000.00	41,286.40	4,855.55	14,796.00	28,917.60	66.0
01101315	561500	PROFESSIONAL DEVEL	25,000.00	25,000.00	46.90	.00	.00	24,953.10	.2
01101315	570100	RENTALS AND LEASES	1,000.00	1,000.00	.00	.00	.00	1,000.00	.0
TOTAL HUMAN RESOURCES			1,040,836.00	1,025,836.00	730,484.87	84,392.02	25,673.18	269,677.95	73.7%

014 COURTS

01101420	500100	ELECTED OFFICIALS	634,839.00	634,839.00	450,884.44	47,461.52	.00	183,954.56	71.0
01101420	500200	APPOINTED OFFICIAL	2,135,216.00	2,135,216.00	1,627,705.66	169,837.28	.00	507,510.34	76.2
01101420	500600	STAFF EMPLOYEES	1,108,237.00	1,108,237.00	667,071.59	71,713.31	.00	441,165.41	60.2
01101420	500800	TEMPORARY	101,000.00	101,000.00	46,150.01	6,306.26	.00	54,849.99	45.7
01101420	500900	PART TIME POSITION	25,000.00	25,000.00	7,200.93	.00	.00	17,799.07	28.8
01101420	501000	SUPPLEMENTAL SALAR	31,200.00	31,200.00	15,200.00	1,600.00	.00	16,000.00	48.7
01101420	510100	FICA	248,266.00	248,266.00	168,473.69	17,914.43	.00	79,792.31	67.9
01101420	510200	MEDICARE	58,062.00	58,062.00	39,546.32	4,189.55	.00	18,515.68	68.1
01101420	510300	RETIREMENT	433,655.00	433,655.00	307,531.05	32,286.91	.00	126,123.95	70.9
01101420	510400	GROUP HEALTH INSUR	483,278.00	483,278.00	322,633.02	33,061.92	.00	160,644.98	66.8
01101420	510500	GROUP DENTAL INSUR	23,005.00	23,005.00	15,612.38	1,631.10	.00	7,392.62	67.9
01101420	510600	LIFE INSURANCE	3,120.00	3,120.00	1,868.20	193.36	.00	1,251.80	59.9
01101420	510700	UNEMPLOYMENT INSUR	4,380.00	4,380.00	2,898.81	292.51	.00	1,481.19	66.2
01101420	510900	WORKER'S COMPENSAT	9,097.00	9,097.00	6,479.50	685.86	.00	2,617.50	71.2
01101420	520100	SUPPLIES/OTH OPER	50,000.00	49,200.00	17,345.06	1,908.04	10,883.13	20,971.81	57.4
01101420	522800	LAW BOOKS	10,000.00	10,000.00	10,015.30	.00	.00	-15.30	100.2
01101420	523100	NON-CAPITAL EQUIPM	10,000.00	10,000.00	.00	.00	.00	10,000.00	.0
01101420	540100	COMMUNICATIONS - M	6,700.00	7,500.00	4,658.32	529.85	2,035.44	806.24	89.3
01101420	550300	TRAVEL AND TRAININ	60,000.00	60,000.00	21,612.25	4,714.56	2,600.00	35,787.75	40.4
01101420	550500	ASSOCIATION DUES	11,870.00	11,870.00	4,430.00	3,980.00	1,200.00	6,240.00	47.4

BUDGET SUMMARIES REPORT
ACCOUNT SUMMARY JUNE 2024

FOR 2024 09

	ORIGINAL APPROP	REVISED BUDGET	YTD ACTUAL	MTD ACTUAL	ENCUMBRANCES	AVAILABLE BUDGET	PCT USE/COL
01101420 580100 INSURANCE AND BOND	10,000.00	10,000.00	71.00	.00	.00	9,929.00	.7
TOTAL COURTS	5,456,925.00	5,456,925.00	3,737,387.53	398,306.46	16,718.57	1,702,818.90	68.8%

015 APPELLATE COURTS

01101520 501000 SUPPLEMENTAL SALAR	19,280.00	19,280.00	14,088.88	1,483.04	.00	5,191.12	73.1
01101520 510100 FICA	1,195.00	1,195.00	873.52	91.96	.00	321.48	73.1
01101520 510200 MEDICARE	280.00	280.00	204.44	21.52	.00	75.56	73.0
01101520 510300 RETIREMENT	2,142.00	2,142.00	1,565.60	164.80	.00	576.40	73.1
01101520 510500 GROUP DENTAL INSUR	415.00	415.00	.00	.00	.00	415.00	.0
01101520 510600 LIFE INSURANCE	240.00	240.00	.00	.00	.00	240.00	.0
01101520 510900 WORKER'S COMPENSAT	52.00	52.00	.00	.00	.00	52.00	.0
TOTAL APPELLATE COURTS	23,604.00	23,604.00	16,732.44	1,761.32	.00	6,871.56	70.9%

023 DISTRICT CLERK

01102320 500100 ELECTED OFFICIALS	87,165.00	87,165.00	63,631.77	6,705.00	.00	23,533.23	73.0
01102320 500600 STAFF EMPLOYEES	1,359,875.00	1,359,875.00	910,437.56	93,580.54	.00	449,437.44	67.0
01102320 500700 OVERTIME COMPENSAT	12,000.00	12,000.00	.00	.00	.00	12,000.00	.0
01102320 500800 TEMPORARY	35,000.00	35,000.00	11,207.81	622.26	.00	23,792.19	32.0
01102320 510100 FICA	92,630.00	92,630.00	57,632.59	5,903.34	.00	34,997.41	62.2
01102320 510200 MEDICARE	21,796.00	21,796.00	13,478.94	1,380.67	.00	8,317.06	61.8
01102320 510300 RETIREMENT	162,099.00	162,099.00	108,218.69	11,141.74	.00	53,880.31	66.8
01102320 510400 GROUP HEALTH INSUR	237,068.00	237,068.00	203,425.32	20,668.41	.00	33,642.68	85.8
01102320 510500 GROUP DENTAL INSUR	12,865.00	12,865.00	9,153.77	920.98	.00	3,711.23	71.2
01102320 510600 LIFE INSURANCE	1,860.00	1,860.00	1,264.44	128.76	.00	595.56	68.0
01102320 510700 UNEMPLOYMENT INSUR	1,829.00	1,829.00	1,135.96	111.01	.00	693.04	62.1
01102320 510900 WORKER'S COMPENSAT	4,009.00	4,009.00	2,488.63	254.38	.00	1,520.37	62.1
01102320 520100 SUPPLIES/OTH OPER	98,940.00	98,440.00	45,647.75	2,170.39	27,444.48	25,347.77	74.3
01102320 522800 LAW BOOKS	200.00	200.00	.00	.00	.00	200.00	.0
01102320 530100 EQUIPMENT OPER/MAI	500.00	500.00	.00	.00	.00	500.00	.0
01102320 540100 COMMUNICATIONS - M	.00	500.00	309.37	50.47	101.73	88.90	82.2
01102320 550300 TRAVEL AND TRAININ	13,000.00	13,000.00	3,325.87	.00	.00	9,674.13	25.6
01102320 550500 ASSOCIATION DUES	200.00	200.00	.00	.00	.00	200.00	.0
TOTAL DISTRICT CLERK	2,141,036.00	2,141,036.00	1,431,358.47	143,637.95	27,546.21	682,131.32	68.1%

030 JUDICIAL COMPLIANCE

01103010 500600 STAFF EMPLOYEES	332,158.00	332,158.00	220,954.78	23,588.08	.00	111,203.22	66.5
---------------------------------	------------	------------	------------	-----------	-----	------------	------

BUDGET SUMMARIES REPORT
ACCOUNT SUMMARY JUNE 2024

FOR 2024 09

	ORIGINAL APPROP	REVISED BUDGET	YTD ACTUAL	MTD ACTUAL	ENCUMBRANCES	AVAILABLE BUDGET	PCT USE/COL
01103010 510100 FICA	20,593.00	20,593.00	13,205.50	1,404.45	.00	7,387.50	64.1
01103010 510200 MEDICARE	4,817.00	4,817.00	3,088.37	328.46	.00	1,728.63	64.1
01103010 510300 RETIREMENT	34,729.00	34,729.00	24,547.89	2,620.62	.00	10,181.11	70.7
01103010 510400 GROUP HEALTH INSUR	45,186.00	45,186.00	34,471.62	3,951.84	.00	10,714.38	76.3
01103010 510500 GROUP DENTAL INSUR	2,548.00	2,548.00	1,865.08	203.68	.00	682.92	73.2
01103010 510600 LIFE INSURANCE	360.00	360.00	250.88	26.88	.00	109.12	69.7
01103010 510700 UNEMPLOYMENT INSUR	431.00	431.00	255.31	25.94	.00	175.69	59.2
01103010 510900 WORKER'S COMPENSAT	897.00	897.00	596.41	63.67	.00	300.59	66.5
01103010 520100 SUPPLIES/OTH OPER	2,850.00	2,850.00	115.57	.00	.00	2,734.43	4.1
01103010 550300 TRAVEL AND TRAININ	3,500.00	3,500.00	.00	.00	.00	3,500.00	.0
01103010 550500 ASSOCIATION DUES	300.00	300.00	300.00	.00	.00	.00	100.0
TOTAL JUDICIAL COMPLIANCE	448,369.00	448,369.00	299,651.41	32,213.62	.00	148,717.59	66.8%

031 JUSTICE OF THE PEACE PCT 1

01103120 500100 ELECTED OFFICIALS	87,165.00	87,165.00	63,631.77	6,705.00	.00	23,533.23	73.0
01103120 500600 STAFF EMPLOYEES	193,343.00	193,343.00	133,798.46	14,456.92	.00	59,544.54	69.2
01103120 510100 FICA	17,393.00	17,393.00	11,585.02	1,243.09	.00	5,807.98	66.6
01103120 510200 MEDICARE	4,285.00	4,285.00	2,709.40	290.72	.00	1,575.60	63.2
01103120 510300 RETIREMENT	31,165.00	31,165.00	21,934.41	2,351.08	.00	9,230.59	70.4
01103120 510400 GROUP HEALTH INSUR	58,331.00	58,331.00	37,696.90	3,911.54	.00	20,634.10	64.6
01103120 510500 GROUP DENTAL INSUR	2,756.00	2,756.00	2,002.41	210.78	.00	753.59	72.7
01103120 510600 LIFE INSURANCE	312.00	312.00	210.56	22.40	.00	101.44	67.5
01103120 510700 UNEMPLOYMENT INSUR	251.00	251.00	154.09	15.88	.00	96.91	61.4
01103120 510900 WORKER'S COMPENSAT	748.00	748.00	361.32	39.04	.00	386.68	48.3
01103120 520100 SUPPLIES/OTH OPER	470.00	4,700.00	3,104.63	291.44	704.44	890.93	81.0
01103120 550300 TRAVEL AND TRAININ	200.00	200.00	150.00	.00	.00	50.00	75.0
01103120 580100 INSURANCE AND BOND	150.00	150.00	.00	.00	.00	150.00	.0
TOTAL JUSTICE OF THE PEACE PCT	396,569.00	400,799.00	277,338.97	29,537.89	704.44	122,755.59	69.4%

032 JUSTICE OF THE PEACE PCT 2

01103220 500100 ELECTED OFFICIALS	87,165.00	87,165.00	63,631.77	6,705.00	.00	23,533.23	73.0
01103220 500600 STAFF EMPLOYEES	173,124.00	173,124.00	119,886.12	13,240.01	.00	53,237.88	69.2
01103220 500900 PART TIME POSITION	7,917.00	7,917.00	.00	.00	.00	7,917.00	.0
01103220 510100 FICA	16,630.00	16,630.00	10,860.56	1,172.53	.00	5,769.44	65.3
01103220 510200 MEDICARE	4,030.00	4,030.00	2,540.11	274.24	.00	1,489.89	63.0
01103220 510300 RETIREMENT	29,798.00	29,798.00	20,388.85	2,215.88	.00	9,409.15	68.4

BUDGET SUMMARIES REPORT
ACCOUNT SUMMARY JUNE 2024

FOR 2024 09

	ORIGINAL APPROP	REVISED BUDGET	YTD ACTUAL	MTD ACTUAL	ENCUMBRANCES	AVAILABLE BUDGET	PCT USE/COL
01103220 510400 GROUP HEALTH INSUR	34,476.00	34,476.00	28,325.83	3,196.30	.00	6,150.17	82.2
01103220 510500 GROUP DENTAL INSUR	2,490.00	2,490.00	1,217.38	145.08	.00	1,272.62	48.9
01103220 510600 LIFE INSURANCE	360.00	360.00	194.88	22.40	.00	165.12	54.1
01103220 510700 UNEMPLOYMENT INSUR	235.00	235.00	138.37	14.56	.00	96.63	58.9
01103220 510900 WORKER'S COMPENSAT	488.00	488.00	323.65	35.74	.00	164.35	66.3
01103220 520100 SUPPLIES/OTH OPER	6,000.00	6,000.00	2,343.60	45.82	1,783.12	1,873.28	68.8
01103220 550300 TRAVEL AND TRAININ	5,700.00	5,700.00	.00	.00	.00	5,700.00	.0
01103220 550500 ASSOCIATION DUES	705.00	705.00	205.00	.00	115.00	385.00	45.4
01103220 580100 INSURANCE AND BOND	249.00	249.00	.00	.00	.00	249.00	.0
TOTAL JUSTICE OF THE PEACE PCT	369,367.00	369,367.00	250,056.12	27,067.56	1,898.12	117,412.76	68.2%

033 JUSTICE OF THE PEACE PCT 3

01103320 500100 ELECTED OFFICIALS	87,165.00	87,165.00	63,631.77	6,705.00	.00	23,533.23	73.0
01103320 500600 STAFF EMPLOYEES	190,580.00	190,580.00	134,589.47	14,136.62	.00	55,990.53	70.6
01103320 500800 TEMPORARY	10,000.00	10,000.00	4,915.00	777.50	.00	5,085.00	49.2
01103320 510100 FICA	17,840.00	17,840.00	11,860.49	1,263.20	.00	5,979.51	66.5
01103320 510200 MEDICARE	4,391.00	4,391.00	2,773.88	295.43	.00	1,617.12	63.2
01103320 510300 RETIREMENT	30,858.00	30,858.00	22,022.19	2,315.48	.00	8,835.81	71.4
01103320 510400 GROUP HEALTH INSUR	60,658.00	60,658.00	39,868.65	4,196.70	.00	20,789.35	65.7
01103320 510500 GROUP DENTAL INSUR	3,146.00	3,146.00	1,892.78	199.24	.00	1,253.22	60.2
01103320 510600 LIFE INSURANCE	312.00	312.00	212.80	22.40	.00	99.20	68.2
01103320 510700 UNEMPLOYMENT INSUR	261.00	261.00	160.79	16.40	.00	100.21	61.6
01103320 510900 WORKER'S COMPENSAT	767.00	767.00	376.60	40.26	.00	390.40	49.1
01103320 520100 SUPPLIES/OTH OPER	8,000.00	8,000.00	3,661.79	246.21	11.14	4,327.07	45.9
01103320 522800 LAW BOOKS	1,000.00	1,000.00	561.00	561.00	.00	439.00	56.1
01103320 550300 TRAVEL AND TRAININ	10,000.00	10,000.00	3,564.51	828.85	239.22	6,196.27	38.0
01103320 550500 ASSOCIATION DUES	715.00	715.00	70.00	.00	510.00	135.00	81.1
01103320 561400 PROFESSIONAL SERVI	2,000.00	2,000.00	.00	.00	.00	2,000.00	.0
01103320 580100 INSURANCE AND BOND	200.00	200.00	.00	.00	.00	200.00	.0
01103320 599900 OTHER CHARGES	1,000.00	1,000.00	.00	.00	1,000.00	.00	100.0
TOTAL JUSTICE OF THE PEACE PCT	428,893.00	428,893.00	290,161.72	31,604.29	1,760.36	136,970.92	68.1%

034 JUSTICE OF THE PEACE PCT 4

01103420 500100 ELECTED OFFICIALS	87,165.00	87,165.00	63,631.77	6,705.00	.00	23,533.23	73.0
01103420 500600 STAFF EMPLOYEES	194,846.00	194,846.00	136,952.56	14,096.70	.00	57,893.44	70.3
01103420 510100 FICA	17,608.00	17,608.00	11,561.20	1,183.27	.00	6,046.80	65.7

BUDGET SUMMARIES REPORT
ACCOUNT SUMMARY JUNE 2024

FOR 2024 09

	ORIGINAL APPROP	REVISED BUDGET	YTD ACTUAL	MTD ACTUAL	ENCUMBRANCES	AVAILABLE BUDGET	PCT USE/COL
01103420 510200 MEDICARE	4,119.00	4,119.00	2,703.94	276.75	.00	1,415.06	65.6
01103420 510300 RETIREMENT	31,553.00	31,553.00	22,284.85	2,311.06	.00	9,268.15	70.6
01103420 510400 GROUP HEALTH INSUR	69,966.00	69,966.00	42,526.73	4,898.40	.00	27,439.27	60.8
01103420 510500 GROUP DENTAL INSUR	2,834.00	2,834.00	1,867.12	215.69	.00	966.88	65.9
01103420 510600 LIFE INSURANCE	312.00	312.00	197.63	22.19	.00	114.37	63.3
01103420 510700 UNEMPLOYMENT INSUR	256.00	256.00	157.94	15.50	.00	98.06	61.7
01103420 510900 WORKER'S COMPENSAT	532.00	532.00	369.74	38.06	.00	162.26	69.5
01103420 520100 SUPPLIES/OTH OPER	6,000.00	6,000.00	3,712.17	158.75	1,568.50	719.33	88.0
01103420 522800 LAW BOOKS	250.00	250.00	.00	.00	.00	250.00	.0
01103420 550300 TRAVEL AND TRAININ	3,500.00	3,500.00	1,468.30	.00	.00	2,031.70	42.0
01103420 550500 ASSOCIATION DUES	350.00	350.00	130.00	.00	.00	220.00	37.1
TOTAL JUSTICE OF THE PEACE PCT	419,291.00	419,291.00	287,563.95	29,921.37	1,568.50	130,158.55	69.0%
038 CENTRAL JURY							
01103820 520100 SUPPLIES/OTH OPER	27,260.00	27,260.00	2,132.79	.00	867.21	24,260.00	11.0
01103820 590100 JURY PAY	350,000.00	350,000.00	138,581.40	16,079.75	4,000.00	207,418.60	40.7
TOTAL CENTRAL JURY	377,260.00	377,260.00	140,714.19	16,079.75	4,867.21	231,678.60	38.6%
039 JUDICIAL							
01103920 522800 LAW BOOKS	11,000.00	11,000.00	6,510.50	793.00	3,356.00	1,133.50	89.7
01103920 560100 APPOINTED ATTYS-CI	1,062,000.00	1,062,000.00	663,783.09	64,053.40	.00	398,216.91	62.5
01103920 560200 APPOINTED ATTYS-CR	65,000.00	55,000.00	877.50	.00	.00	54,122.50	1.6
01103920 560300 APPOINTED ATTYS-JU	140,000.00	135,000.00	102,177.50	9,947.50	.00	32,822.50	75.7
01103920 560400 APPOINTED ATTYS-ME	25,000.00	25,000.00	18,480.00	2,887.50	.00	6,520.00	73.9
01103920 560500 COURT REPORTER TRA	140,000.00	155,360.00	135,382.25	7,288.25	.00	19,977.75	87.1
01103920 560700 APPTD JUDGE/REPTE	70,000.00	70,000.00	37,751.76	3,090.00	.00	32,248.24	53.9
01103920 560800 WITNESS/INTERPRETE	45,000.00	48,000.00	34,967.29	3,974.81	2,193.96	10,838.75	77.4
01103920 561100 INMATE MEDICAL	10,000.00	10,000.00	3,116.00	660.00	.00	6,884.00	31.2
01103920 561400 PROFESSIONAL SERVI	180,000.00	180,000.00	123,643.75	14,550.00	.00	56,356.25	68.7
01103920 562200 CONTRACT SERVICES	6,139,685.00	6,139,685.00	6,085,112.38	8,121.10	51,451.62	3,121.00	99.9
01103920 562320 EXPERT WITNESS-JUV	560.00	.00	.00	.00	.00	.00	.0
01103920 562700 EXPERT WITNESS-CRI	150,000.00	150,000.00	61,057.28	.00	.00	88,942.72	40.7
01103920 564100 INVESTIGATOR EXP-C	1,000.00	.00	.00	.00	.00	.00	.0
01103920 564210 INVESTIGATOR EXP-C	150,000.00	150,000.00	72,602.29	.00	.00	77,397.71	48.4
01103920 564300 INVESTIGATOR EXP-J	300.00	.00	.00	.00	.00	.00	.0
01103920 590200 JURY EXPENSE	3,000.00	3,000.00	902.72	165.06	2,097.28	.00	100.0

BUDGET SUMMARIES REPORT
ACCOUNT SUMMARY JUNE 2024

FOR 2024 09

	ORIGINAL APPROP	REVISED BUDGET	YTD ACTUAL	MTD ACTUAL	ENCUMBRANCES	AVAILABLE BUDGET	PCT USE/COL
01103920 599960 JUDICIAL SUPPORT	66,538.00	65,038.00	65,024.19	.00	.00	13.81	100.0
TOTAL JUDICIAL	8,259,083.00	8,259,083.00	7,411,388.50	115,530.62	59,098.86	788,595.64	90.5%

040 DISTRICT ATTORNEY

01104025 500100 ELECTED OFFICIALS	30,000.00	30,000.00	21,923.15	2,307.70	.00	8,076.85	73.1
01104025 500200 APPOINTED OFFICIAL	312,629.00	312,629.00	232,701.83	24,617.38	.00	79,927.17	74.4
01104025 500600 STAFF EMPLOYEES	6,398,103.00	6,650,103.00	4,344,610.02	479,868.63	.00	2,305,492.98	65.3
01104025 500700 OVERTIME COMPENSAT	5,720.00	25,720.00	16,842.50	.00	.00	8,877.50	65.5
01104025 500800 TEMPORARY	54,065.00	54,065.00	10,210.50	2,360.25	.00	43,854.50	18.9
01104025 500900 PART TIME POSITION	52,366.00	52,366.00	32,500.51	3,172.38	.00	19,865.49	62.1
01104025 510100 FICA	424,878.00	441,742.00	282,293.68	30,701.88	.00	159,448.32	63.9
01104025 510200 MEDICARE	99,366.00	103,310.00	66,020.29	7,180.19	.00	37,289.71	63.9
01104025 510300 RETIREMENT	755,349.00	787,717.00	521,923.60	56,657.31	.00	265,793.40	66.3
01104025 510400 GROUP HEALTH INSUR	656,659.00	679,252.00	453,871.88	50,069.92	.00	225,380.12	66.8
01104025 510500 GROUP DENTAL INSUR	32,785.00	34,031.00	22,998.03	2,523.02	.00	11,032.97	67.6
01104025 510600 LIFE INSURANCE	4,740.00	4,920.00	3,161.14	342.00	.00	1,758.86	64.3
01104025 510700 UNEMPLOYMENT INSUR	8,870.00	9,142.00	5,387.59	561.15	.00	3,754.41	58.9
01104025 510900 WORKER'S COMPENSAT	18,422.00	19,156.00	12,655.59	1,377.06	.00	6,500.41	66.1
01104025 520100 SUPPLIES/OTH OPER	54,245.00	54,245.00	22,096.99	3,778.32	18,916.77	13,231.24	75.6
01104025 522800 LAW BOOKS	21,000.00	21,000.00	15,626.31	1,740.13	5,373.69	.00	100.0
01104025 530100 EQUIPMENT OPER/MAI	5,600.00	5,600.00	.00	.00	.00	5,600.00	.0
01104025 530200 VEHICLE OPERATION/	35,000.00	35,000.00	16,818.27	2,196.58	14,328.84	3,852.89	89.0
01104025 550300 TRAVEL AND TRAININ	14,250.00	14,250.00	14,002.68	2,792.94	.00	247.32	98.3
01104025 550500 ASSOCIATION DUES	9,000.00	9,000.00	7,599.00	.00	.00	1,401.00	84.4
01104025 560600 TRANSCRIPTIONS & A	40,000.00	37,000.00	21,502.17	5,057.00	.00	15,497.83	58.1
01104025 561400 PROFESSIONAL SERVI	4,000.00	7,000.00	3,718.91	647.37	.00	3,281.09	53.1
01104025 562200 CONTRACT SERVICES	196,000.00	196,000.00	121,723.57	.00	74,276.43	.00	100.0
01104025 562700 EXPERT WITNESS-CRI	90,000.00	90,000.00	15,500.00	.00	37,500.00	37,000.00	58.9
01104025 580100 INSURANCE AND BOND	100.00	100.00	.00	.00	.00	100.00	.0
01104025 604000 CAPITAL OUTLAY-DIS	78,000.00	78,000.00	78,000.00	.00	31,897.68	-31,897.68	140.9
TOTAL DISTRICT ATTORNEY	9,401,147.00	9,751,348.00	6,343,688.21	677,951.21	182,293.41	3,225,366.38	66.9%

041 CONSTABLE PCT 1

01104130 500100 ELECTED OFFICIALS	66,575.00	66,575.00	48,601.38	5,121.22	.00	17,973.62	73.0
01104130 500600 STAFF EMPLOYEES	90,540.00	90,540.00	53,302.02	7,102.64	.00	37,237.98	58.9
01104130 510100 FICA	9,741.00	9,741.00	6,251.75	747.31	.00	3,489.25	64.2

BUDGET SUMMARIES REPORT
ACCOUNT SUMMARY JUNE 2024

FOR 2024 09

	ORIGINAL APPROP	REVISED BUDGET	YTD ACTUAL	MTD ACTUAL	ENCUMBRANCES	AVAILABLE BUDGET	PCT USE/COL
01104130 510200 MEDICARE	2,278.00	2,278.00	1,462.11	174.77	.00	815.89	64.2
01104130 510300 RETIREMENT	17,456.00	17,456.00	11,321.39	1,358.05	.00	6,134.61	64.9
01104130 510400 GROUP HEALTH INSUR	22,593.00	22,593.00	12,084.66	1,726.38	.00	10,508.34	53.5
01104130 510500 GROUP DENTAL INSUR	1,245.00	1,245.00	658.98	94.14	.00	586.02	52.9
01104130 510600 LIFE INSURANCE	198.00	198.00	94.08	13.44	.00	103.92	47.5
01104130 510700 UNEMPLOYMENT INSUR	118.00	118.00	59.98	7.81	.00	58.02	50.8
01104130 510900 WORKER'S COMPENSAT	6,113.00	6,113.00	1,955.89	299.73	.00	4,157.11	32.0
01104130 520100 SUPPLIES/OTH OPER	2,100.00	2,100.00	1,426.46	.00	187.00	486.54	76.8
01104130 522400 UNIFORMS	2,000.00	2,000.00	735.54	268.75	622.88	641.58	67.9
01104130 523100 NON-CAPITAL EQUIPM	9,795.00	9,795.00	4,384.33	.00	2,737.00	2,673.67	72.7
01104130 530100 EQUIPMENT OPER/MAI	300.00	300.00	.00	.00	.00	300.00	.0
01104130 530200 VEHICLE OPERATION/	21,000.00	21,000.00	3,953.94	434.55	8,477.47	8,568.59	59.2
01104130 540100 COMMUNICATIONS - M	3,510.00	3,510.00	736.60	.00	1,263.40	1,510.00	57.0
01104130 550300 TRAVEL AND TRAININ	1,500.00	1,500.00	1,122.55	125.00	.00	377.45	74.8
01104130 550500 ASSOCIATION DUES	190.00	190.00	.00	.00	190.00	.00	100.0
TOTAL CONSTABLE PCT 1	257,252.00	257,252.00	148,151.66	17,473.79	13,477.75	95,622.59	62.8%

042 CONSTABLE PCT 2

01104230 500100 ELECTED OFFICIALS	66,575.00	66,575.00	48,175.63	5,121.22	.00	18,399.37	72.4
01104230 510100 FICA	4,128.00	4,128.00	2,800.08	297.85	.00	1,327.92	67.8
01104230 510200 MEDICARE	965.00	965.00	654.87	69.66	.00	310.13	67.9
01104230 510300 RETIREMENT	7,397.00	7,397.00	5,352.24	568.96	.00	2,044.76	72.4
01104230 510400 GROUP HEALTH INSUR	13,988.00	13,988.00	10,208.13	1,074.54	.00	3,779.87	73.0
01104230 510500 GROUP DENTAL INSUR	520.00	520.00	371.26	39.08	.00	148.74	71.4
01104230 510600 LIFE INSURANCE	78.00	78.00	42.56	4.48	.00	35.44	54.6
01104230 510900 WORKER'S COMPENSAT	2,809.00	2,809.00	.00	.00	.00	2,809.00	.0
01104230 520100 SUPPLIES/OTH OPER	2,500.00	3,930.00	2,413.50	1,783.64	.00	1,516.50	61.4
01104230 522400 UNIFORMS	.00	625.00	.00	.00	.00	625.00	.0
01104230 522800 LAW BOOKS	200.00	.00	.00	.00	.00	.00	.0
01104230 530100 EQUIPMENT OPER/MAI	300.00	.00	.00	.00	.00	.00	.0
01104230 530200 VEHICLE OPERATION/	9,000.00	9,000.00	2,708.93	291.12	2,081.66	4,209.41	53.2
01104230 540100 COMMUNICATIONS - M	4,000.00	4,000.00	515.79	143.66	684.21	2,800.00	30.0
01104230 550300 TRAVEL AND TRAININ	1,425.00	.00	.00	.00	.00	.00	.0
01104230 550500 ASSOCIATION DUES	130.00	.00	.00	.00	.00	.00	.0
TOTAL CONSTABLE PCT 2	114,015.00	114,015.00	73,242.99	9,394.21	2,765.87	38,006.14	66.7%

043 CONSTABLE PCT 3

01104330 500100 ELECTED OFFICIALS	55,285.00	55,285.00	40,358.95	4,252.70	.00	14,926.05	73.0
-----------------------------------	-----------	-----------	-----------	----------	-----	-----------	------

BUDGET SUMMARIES REPORT
ACCOUNT SUMMARY JUNE 2024

FOR 2024 09

	ORIGINAL APPROP	REVISED BUDGET	YTD ACTUAL	MTD ACTUAL	ENCUMBRANCES	AVAILABLE BUDGET	PCT USE/COL
01104330 510100 FICA	3,428.00	3,428.00	2,399.21	244.96	.00	1,028.79	70.0
01104330 510200 MEDICARE	802.00	802.00	561.13	57.30	.00	240.87	70.0
01104330 510300 RETIREMENT	6,142.00	6,142.00	4,483.92	472.48	.00	1,658.08	73.0
01104330 510400 GROUP HEALTH INSUR	7,531.00	7,531.00	4,595.99	896.70	.00	2,935.01	61.0
01104330 510500 GROUP DENTAL INSUR	416.00	416.00	216.45	35.54	.00	199.55	52.0
01104330 510600 LIFE INSURANCE	78.00	78.00	29.12	4.48	.00	48.88	37.3
01104330 510900 WORKER'S COMPENSAT	2,287.00	2,287.00	.00	.00	.00	2,287.00	.0
01104330 520100 SUPPLIES/OTH OPER	1,000.00	1,700.00	1,277.27	194.99	1.90	420.83	75.2
01104330 522400 UNIFORMS	1,500.00	1,500.00	1,337.95	30.00	.00	162.05	89.2
01104330 522800 LAW BOOKS	100.00	100.00	.00	.00	.00	100.00	.0
01104330 530100 EQUIPMENT OPER/MAI	8,000.00	8,000.00	4,138.06	1,227.75	.00	3,861.94	51.7
01104330 530200 VEHICLE OPERATION/	10,000.00	9,020.00	3,869.67	206.44	4,091.10	1,059.23	88.3
01104330 540100 COMMUNICATIONS - M	1,200.00	1,480.00	1,146.69	148.94	36.71	296.60	80.0
01104330 550300 TRAVEL AND TRAININ	1,500.00	1,500.00	257.00	.00	.00	1,243.00	17.1
TOTAL CONSTABLE PCT 3	99,269.00	99,269.00	64,671.41	7,772.28	4,129.71	30,467.88	69.3%

044 CONSTABLE PCT 4

01104430 500100 ELECTED OFFICIALS	55,285.00	55,285.00	32,520.64	4,252.70	.00	22,764.36	58.8
01104430 510100 FICA	3,428.00	3,428.00	1,953.46	252.68	.00	1,474.54	57.0
01104430 510200 MEDICARE	802.00	802.00	456.87	59.10	.00	345.13	57.0
01104430 510300 RETIREMENT	6,142.00	6,142.00	3,613.08	472.48	.00	2,528.92	58.8
01104430 510400 GROUP HEALTH INSUR	13,988.00	13,988.00	3,126.84	575.46	.00	10,861.16	22.4
01104430 510500 GROUP DENTAL INSUR	728.00	728.00	270.80	54.16	.00	457.20	37.2
01104430 510600 LIFE INSURANCE	78.00	78.00	22.40	4.48	.00	55.60	28.7
01104430 510900 WORKER'S COMPENSAT	2,287.00	2,287.00	.00	.00	.00	2,287.00	.0
01104430 520100 SUPPLIES/OTH OPER	1,580.00	1,580.00	664.72	208.12	664.73	250.55	84.1
01104430 522400 UNIFORMS	1,100.00	1,100.00	951.26	.00	.00	148.74	86.5
01104430 530100 EQUIPMENT OPER/MAI	300.00	300.00	187.68	.00	.00	112.32	62.6
01104430 530200 VEHICLE OPERATION/	8,000.00	8,000.00	6,429.78	3,978.02	3,955.84	-2,385.62	129.8
01104430 540100 COMMUNICATIONS - M	2,120.00	2,120.00	679.31	131.91	525.26	915.43	56.8
01104430 550300 TRAVEL AND TRAININ	2,200.00	2,200.00	1,103.55	185.00	.00	1,096.45	50.2
01104430 550500 ASSOCIATION DUES	150.00	150.00	130.00	.00	.00	20.00	86.7
TOTAL CONSTABLE PCT 4	98,188.00	98,188.00	52,110.39	10,174.11	5,145.83	40,931.78	58.3%

045 MEDICAL EXAMINER

01104530 500200 APPOINTED OFFICIAL	135,188.00	135,188.00	98,735.62	10,385.24	.00	36,452.38	73.0
------------------------------------	------------	------------	-----------	-----------	-----	-----------	------

BUDGET SUMMARIES REPORT
ACCOUNT SUMMARY JUNE 2024

FOR 2024 09

	ORIGINAL APPROP	REVISED BUDGET	YTD ACTUAL	MTD ACTUAL	ENCUMBRANCES	AVAILABLE BUDGET	PCT USE/COL
01104530 500600 STAFF EMPLOYEES	602,241.00	602,241.00	385,061.16	39,504.89	.00	217,179.84	63.9
01104530 500700 OVERTIME COMPENSAT	1,000.00	1,000.00	.00	.00	.00	1,000.00	.0
01104530 510100 FICA	45,782.00	45,782.00	29,219.30	3,025.59	.00	16,562.70	63.8
01104530 510200 MEDICARE	10,707.00	10,707.00	6,833.63	707.60	.00	3,873.37	63.8
01104530 510300 RETIREMENT	81,860.00	81,860.00	53,749.76	5,542.78	.00	28,110.24	65.7
01104530 510400 GROUP HEALTH INSUR	102,965.00	102,965.00	55,272.03	5,601.84	.00	47,692.97	53.7
01104530 510500 GROUP DENTAL INSUR	5,120.00	5,120.00	2,569.75	266.44	.00	2,550.25	50.2
01104530 510600 LIFE INSURANCE	780.00	780.00	425.60	44.80	.00	354.40	54.6
01104530 510700 UNEMPLOYMENT INSUR	960.00	960.00	557.49	54.88	.00	402.51	58.1
01104530 510900 WORKER'S COMPENSAT	9,082.00	9,082.00	5,950.65	613.63	.00	3,131.35	65.5
01104530 520100 SUPPLIES/OTH OPER	119,726.00	116,366.00	38,824.22	4,343.21	37,249.66	40,292.12	65.4
01104530 522400 UNIFORMS	5,000.00	5,000.00	1,640.26	217.67	195.37	3,164.37	36.7
01104530 530100 EQUIPMENT OPER/MAI	.00	800.00	675.00	.00	125.00	.00	100.0
01104530 530200 VEHICLE OPERATION/	60,000.00	60,000.00	12,969.95	3,799.73	17,854.02	29,176.03	51.4
01104530 540100 COMMUNICATIONS - M	2,160.00	4,720.00	2,935.34	76.26	1,784.66	.00	100.0
01104530 550300 TRAVEL AND TRAININ	30,000.00	30,000.00	14,360.20	4,324.07	2,930.00	12,709.80	57.6
01104530 550500 ASSOCIATION DUES	450.00	450.00	450.00	.00	.00	.00	100.0
01104530 561400 PROFESSIONAL SERVI	1,350,000.00	1,350,000.00	980,310.30	114,438.05	369,689.70	.00	100.0
01104530 562200 CONTRACT SERVICES	300,160.00	300,160.00	22,456.00	1,790.00	13,704.00	264,000.00	12.0
01104530 570200 BUILDING RENTAL	209,960.00	209,960.00	192,463.37	.00	17,496.63	.00	100.0
01104530 580100 INSURANCE AND BOND	100.00	100.00	.00	.00	.00	100.00	.0
TOTAL MEDICAL EXAMINER	3,073,241.00	3,073,241.00	1,905,459.63	194,736.68	461,029.04	706,752.33	77.0%

046 SHERIFF

01104630 500100 ELECTED OFFICIALS	127,437.00	127,437.00	93,030.69	9,802.82	.00	34,406.31	73.0
01104630 500600 STAFF EMPLOYEES	11,319,003.00	11,392,989.00	7,670,035.77	824,707.64	.00	3,722,953.23	67.3
01104630 500700 OVERTIME COMPENSAT	315,000.00	315,000.00	414,524.89	27,512.27	.00	-99,524.89	131.6
01104630 500900 PART TIME POSITION	72,322.00	72,322.00	45,722.81	4,774.91	.00	26,599.19	63.2
01104630 501300 LONGEVITY	65,000.00	65,000.00	43,423.75	4,775.00	.00	21,576.25	66.8
01104630 501400 INCENTIVE PAY	325,400.00	325,400.00	269,918.36	28,527.01	.00	55,481.64	82.9
01104630 510100 FICA	751,671.00	756,258.00	507,607.93	53,827.19	.00	248,650.07	67.1
01104630 510200 MEDICARE	175,795.00	176,867.00	118,715.17	12,588.70	.00	58,151.83	67.1
01104630 510300 RETIREMENT	1,346,951.00	1,355,755.00	955,156.46	101,242.27	.00	400,598.54	70.5
01104630 510400 GROUP HEALTH INSUR	1,540,835.00	1,548,366.00	1,118,808.47	117,820.46	.00	429,557.53	72.3
01104630 510500 GROUP DENTAL INSUR	80,769.00	81,184.00	55,384.35	5,868.22	.00	25,799.65	68.2
01104630 510600 LIFE INSURANCE	10,320.00	10,380.00	6,556.20	697.67	.00	3,823.80	63.2
01104630 510700 UNEMPLOYMENT INSUR	12,596.00	12,669.00	9,804.09	991.60	.00	2,864.91	77.4
01104630 510900 WORKER'S COMPENSAT	506,246.00	509,368.00	358,879.00	38,041.97	.00	150,489.00	70.5
01104630 520100 SUPPLIES/OTH OPER	415,000.00	416,000.00	130,220.96	2,449.39	81,049.17	204,729.87	50.8
01104630 522400 UNIFORMS	196,000.00	199,800.00	68,301.31	22,754.74	117,253.00	14,245.69	92.9

BUDGET SUMMARIES REPORT
ACCOUNT SUMMARY JUNE 2024

FOR 2024 09

	ORIGINAL APPROP	REVISED BUDGET	YTD ACTUAL	MTD ACTUAL	ENCUMBRANCES	AVAILABLE BUDGET	PCT USE/COL
01104630 522800 LAW BOOKS	3,500.00	3,500.00	3,418.20	.00	76.00	5.80	99.8
01104630 523000 NON-CAPITAL SOFTWA	11,000.00	9,645.00	.00	.00	.00	9,645.00	.0
01104630 523100 NON-CAPITAL EQUIPM	336,500.00	351,532.00	311,234.33	.00	25,166.15	15,131.52	95.7
01104630 530100 EQUIPMENT OPER/MAI	185,600.00	185,600.00	14,237.16	.00	9,098.88	162,263.96	12.6
01104630 530200 VEHICLE OPERATION/	1,293,400.00	1,293,400.00	652,392.42	124,917.31	586,835.33	54,172.25	95.8
01104630 540100 COMMUNICATIONS - M	146,400.00	147,000.00	75,211.05	11,849.03	64,756.95	7,032.00	95.2
01104630 550300 TRAVEL AND TRAININ	108,000.00	108,000.00	82,783.93	11,043.54	.00	25,216.07	76.7
01104630 550500 ASSOCIATION DUES	2,459.00	2,459.00	596.50	.00	.00	1,862.50	24.3
01104630 551100 LICENSE AND FEES	500.00	500.00	.00	.00	.00	500.00	.0
01104630 561300 EMPLOYEE MEDICAL S	5,000.00	5,000.00	.00	.00	2,900.00	2,100.00	58.0
01104630 561400 PROFESSIONAL SERVI	35,000.00	35,000.00	3,386.04	331.42	20,290.00	11,323.96	67.6
01104630 562200 CONTRACT SERVICES	25,400.00	25,400.00	7,223.74	4,393.79	8,095.15	10,081.11	60.3
01104630 580100 INSURANCE AND BOND	1,200.00	1,200.00	636.00	71.00	.00	564.00	53.0
01104630 590600 INVESTIGATIVE EXPE	16,100.00	9,396.00	1,607.16	271.45	.00	7,788.84	17.1
01104630 599400 EMERGENCY MGT OPER	12,000.00	12,000.00	4,068.07	1,672.78	.00	7,931.93	33.9
01104630 599700 CLEANUP PROGRAM	14,000.00	14,000.00	.00	.00	12,000.00	2,000.00	85.7
01104630 664600 CAPITAL OUTLAY-SHE	1,653,550.00	1,710,550.00	631,683.02	.00	1,103,132.06	-24,265.08	101.4

TOTAL SHERIFF 21,109,954.00 21,278,977.00 13,654,567.83 1,410,932.18 2,030,652.69 5,593,756.48 73.7%

047 DETENTION CENTER

01104730 500600 STAFF EMPLOYEES	22,411,147.00	22,411,147.00	14,757,282.33	1,581,304.18	.00	7,653,864.67	65.8
01104730 500700 OVERTIME COMPENSAT	510,000.00	510,000.00	2,146,334.07	188,229.10	.00	-1,636,334.07	420.8
01104730 501300 LONGEVITY	48,000.00	48,000.00	19,825.00	2,105.00	.00	28,175.00	41.3
01104730 501400 INCENTIVE PAY	400,000.00	400,000.00	238,663.17	24,173.21	.00	161,336.83	59.7
01104730 510100 FICA	1,251,959.00	1,251,959.00	1,024,755.27	107,217.10	.00	227,203.73	81.9
01104730 510200 MEDICARE	292,797.00	292,797.00	239,660.88	25,074.98	.00	53,136.12	81.9
01104730 510300 RETIREMENT	2,243,431.00	2,243,431.00	1,908,942.65	199,745.07	.00	334,488.35	85.1
01104730 510400 GROUP HEALTH INSUR	3,181,901.00	3,181,901.00	2,017,577.01	211,818.01	.00	1,164,323.99	63.4
01104730 510500 GROUP DENTAL INSUR	158,567.00	158,567.00	99,340.75	10,550.55	.00	59,226.25	62.6
01104730 510600 LIFE INSURANCE	21,360.00	21,360.00	12,704.32	1,348.22	.00	8,655.68	59.5
01104730 510700 UNEMPLOYMENT INSUR	26,251.00	26,251.00	19,829.21	1,977.65	.00	6,421.79	75.5
01104730 510900 WORKER'S COMPENSAT	852,140.00	852,140.00	725,088.37	75,870.76	.00	127,051.63	85.1
01104730 520100 SUPPLIES/OTH OPER	418,000.00	420,739.00	215,355.21	13,562.38	139,045.97	66,337.82	84.2
01104730 520600 KITCHEN SUPPLIES	39,500.00	39,500.00	11,460.25	.00	20,284.21	7,755.54	80.4
01104730 521900 FOOD	1,965,600.00	1,965,600.00	1,285,707.56	141,959.52	521,292.44	158,600.00	91.9
01104730 522400 UNIFORMS	172,480.00	172,480.00	59,212.27	8,600.85	106,209.26	7,058.47	95.9
01104730 522600 INMATE SUPPLIES	353,675.00	353,675.00	223,616.63	14,857.80	121,960.18	8,098.19	97.7
01104730 522800 LAW BOOKS	1,200.00	1,200.00	866.66	.00	.00	333.34	72.2
01104730 523000 NON-CAPITAL SOFTWA	2,000.00	2,000.00	.00	.00	.00	2,000.00	.0
01104730 523100 NON-CAPITAL EQUIPM	22,700.00	36,400.00	27,261.83	.00	8,640.00	498.17	98.6

BUDGET SUMMARIES REPORT
ACCOUNT SUMMARY JUNE 2024

FOR 2024 09

	ORIGINAL APPROP	REVISED BUDGET	YTD ACTUAL	MTD ACTUAL	ENCUMBRANCES	AVAILABLE BUDGET	PCT USE/COL
01104730 530100 EQUIPMENT OPER/MAI	82,450.00	82,450.00	23,067.79	1,669.75	30,985.11	28,397.10	65.6
01104730 540100 COMMUNICATIONS - M	54,500.00	54,500.00	18,634.18	.00	24,545.86	11,319.96	79.2
01104730 550300 TRAVEL AND TRAININ	87,000.00	87,000.00	53,098.01	13,718.15	.00	33,901.99	61.0
01104730 550500 ASSOCIATION DUES	2,547.00	2,547.00	779.00	180.00	.00	1,768.00	30.6
01104730 551100 LICENSE AND FEES	6,640.00	6,640.00	1,155.00	.00	.00	5,485.00	17.4
01104730 561100 INMATE MEDICAL	1,000.00	1,000.00	.00	.00	.00	1,000.00	.0
01104730 561300 EMPLOYEE MEDICAL S	30,000.00	30,000.00	15,750.00	2,250.00	6,550.00	7,700.00	74.3
01104730 562200 CONTRACT SERVICES	2,336,727.00	2,328,027.00	1,104,715.22	30.49	1,198,645.02	24,666.76	98.9
01104730 580100 INSURANCE AND BOND	3,500.00	3,500.00	1,136.00	.00	1,264.00	1,100.00	68.6
01104730 664700 CAPITAL OUTLAY-JAI	114,250.00	159,250.00	102,523.59	.00	47,797.00	8,929.41	94.4

TOTAL DETENTION CENTER 37,091,322.00 37,144,061.00 26,354,342.23 2,626,242.77 2,227,219.05 8,562,499.72 76.9%

048 INMATE TRANSPORTATION

01104830 520100 SUPPLIES/OTH OPER	10,700.00	10,700.00	1,494.49	.00	.00	9,205.51	14.0
01104830 523100 NON-CAPITAL EQUIPM	17,650.00	17,650.00	17,417.64	7,230.00	.00	232.36	98.7
01104830 530200 VEHICLE OPERATION/	90,000.00	90,000.00	36,898.59	4,184.67	33,200.98	19,900.43	77.9
01104830 550100 INMATE TRANSPORTAT	75,000.00	75,000.00	33,257.37	5,630.56	200.97	41,541.66	44.6
01104830 561100 INMATE MEDICAL	20,000.00	90,000.00	43,866.78	250.00	22,287.20	23,846.02	73.5
01104830 590500 INMATE BOARD BILLS	5,475,000.00	5,360,000.00	1,785,457.00	13,623.00	3,344,543.00	230,000.00	95.7
01104830 604800 CAPITAL OUTLAY-INM	80,000.00	80,000.00	.00	.00	80,000.00	.00	100.0

TOTAL INMATE TRANSPORTATION 5,768,350.00 5,723,350.00 1,918,391.87 30,918.23 3,480,232.15 324,725.98 94.3%

049 PUBLIC SAFETY

01104930 530100 EQUIPMENT OPER/MAI	500,000.00	500,000.00	409,086.00	.00	.00	90,914.00	81.8
01104930 562300 INTER LOCAL AGREEM	1,535,852.00	1,535,852.00	1,380,338.48	27,360.00	45,573.52	109,940.00	92.8
01104930 562400 PRISONER REIMB - U	150,000.00	150,000.00	22,092.00	.00	127,908.00	.00	100.0
01104930 563800 CONTRACT SERV-CARE	17,500.00	17,500.00	15,000.00	.00	.00	2,500.00	85.7

TOTAL PUBLIC SAFETY 2,203,352.00 2,203,352.00 1,826,516.48 27,360.00 173,481.52 203,354.00 90.8%

057 COMM SUPERVISION & CORRECTIONS

01105735 520100 SUPPLIES/OTH OPER	14,401.00	14,401.00	2,392.85	169.11	1,607.15	10,401.00	27.8
-----------------------------------	-----------	-----------	----------	--------	----------	-----------	------

TOTAL COMM SUPERVISION & CORRE 14,401.00 14,401.00 2,392.85 169.11 1,607.15 10,401.00 27.8%

BUDGET SUMMARIES REPORT
ACCOUNT SUMMARY JUNE 2024

FOR 2024 09

	ORIGINAL APPROP	REVISED BUDGET	YTD ACTUAL	MTD ACTUAL	ENCUMBRANCES	AVAILABLE BUDGET	PCT USE/COL
061 FACILITY MAINTENANCE							
01106140 500600 STAFF EMPLOYEES	3,645,058.00	3,645,058.00	2,405,866.04	268,733.85	.00	1,239,191.96	66.0
01106140 500700 OVERTIME COMPENSAT	70,500.00	70,500.00	54,821.54	4,219.72	.00	15,678.46	77.8
01106140 500800 TEMPORARY	62,217.00	62,217.00	27,079.75	6,957.25	.00	35,137.25	43.5
01106140 500900 PART TIME POSITION	38,308.00	38,308.00	22,541.63	2,275.88	.00	15,766.37	58.8
01106140 510100 FICA	236,597.00	236,597.00	150,592.47	17,152.17	.00	86,004.53	63.6
01106140 510200 MEDICARE	55,333.00	55,333.00	35,219.47	4,011.38	.00	20,113.53	63.7
01106140 510300 RETIREMENT	417,054.00	417,054.00	277,477.28	31,177.52	.00	139,576.72	66.5
01106140 510400 GROUP HEALTH INSUR	563,927.00	563,927.00	356,684.67	41,409.28	.00	207,242.33	63.3
01106140 510500 GROUP DENTAL INSUR	21,025.00	21,025.00	19,260.88	2,230.12	.00	1,764.12	91.6
01106140 510600 LIFE INSURANCE	4,380.00	4,380.00	2,551.21	296.97	.00	1,828.79	58.2
01106140 510700 UNEMPLOYMENT INSUR	4,961.00	4,961.00	2,901.37	316.48	.00	2,059.63	58.5
01106140 510900 WORKER'S COMPENSAT	179,335.00	179,335.00	118,660.67	13,519.33	.00	60,674.33	66.2
01106140 520100 SUPPLIES/OTH OPER	201,613.00	201,613.00	147,408.12	15,464.44	30,617.27	23,587.61	88.3
01106140 523100 NON-CAPITAL EQUIPM	15,550.00	15,550.00	10,192.19	.00	2,706.19	2,651.62	82.9
01106140 530100 EQUIPMENT OPER/MAI	430,365.00	361,365.00	143,842.11	27,440.07	81,503.06	136,019.83	62.4
01106140 530200 VEHICLE OPERATION/	81,495.00	81,495.00	25,230.37	2,107.12	7,837.88	48,426.75	40.6
01106140 530500 BUILDING MAINTENAN	455,021.00	455,021.00	199,760.57	25,911.29	45,100.75	210,159.68	53.8
01106140 530900 GROUNDS MAINTENANC	24,165.00	24,165.00	4,893.72	612.27	.00	19,271.28	20.3
01106140 540100 COMMUNICATIONS - M	32,480.00	32,480.00	16,838.74	3,664.64	11,761.26	3,880.00	88.1
01106140 540600 UTILITIES	2,424,600.00	2,424,600.00	1,165,018.83	48,634.07	1,203,280.84	56,300.33	97.7
01106140 550300 TRAVEL AND TRAININ	92,395.00	87,595.00	11,061.35	3,108.70	3,870.00	72,663.65	17.0
01106140 551100 LICENSE AND FEES	5,625.00	5,625.00	75.00	.00	.00	5,550.00	1.3
01106140 562200 CONTRACT SERVICES	208,547.00	208,547.00	123,143.99	10,872.14	38,151.04	47,251.97	77.3
01106140 570100 RENTALS AND LEASES	2,500.00	2,500.00	1,520.67	.00	.00	979.33	60.8
01106140 585000 TAXES	5,000.00	5,000.00	3,279.47	434.67	1,720.53	.00	100.0
01106140 666100 CAPITAL OUTLAY-MAI	230,675.00	230,675.00	23,129.41	.00	189,079.00	18,466.59	92.0
TOTAL FACILITY MAINTENANCE	9,508,726.00	9,434,926.00	5,349,051.52	530,549.36	1,615,627.82	2,470,246.66	73.8%
064 AUTO THEFT TASK FORCE							
01106425 520100 SUPPLIES/OTH OPER	4,750.00	6,050.00	2,353.69	.00	3,497.60	198.71	96.7
01106425 523100 NON-CAPITAL EQUIPM	3,900.00	2,600.00	.00	.00	.00	2,600.00	.0
TOTAL AUTO THEFT TASK FORCE	8,650.00	8,650.00	2,353.69	.00	3,497.60	2,798.71	67.6%
068 GENERAL ASSISTANCE							
01106855 500600 STAFF EMPLOYEES	231,106.00	231,106.00	155,112.68	16,769.73	.00	75,993.32	67.1

BUDGET SUMMARIES REPORT
ACCOUNT SUMMARY JUNE 2024

FOR 2024 09

	ORIGINAL APPROP	REVISED BUDGET	YTD ACTUAL	MTD ACTUAL	ENCUMBRANCES	AVAILABLE BUDGET	PCT USE/COL
01106855 500900 PART TIME POSITION	7,741.00	7,741.00	646.01	.00	.00	7,094.99	8.3
01106855 510100 FICA	14,809.00	14,809.00	9,328.74	991.64	.00	5,480.26	63.0
01106855 510200 MEDICARE	3,464.00	3,464.00	2,181.74	231.92	.00	1,282.26	63.0
01106855 510300 RETIREMENT	24,362.00	24,362.00	17,304.68	1,863.11	.00	7,057.32	71.0
01106855 510400 GROUP HEALTH INSUR	11,700.00	11,700.00	23,544.24	3,122.16	.00	-11,844.24	201.2
01106855 510500 GROUP DENTAL INSUR	468.00	468.00	1,058.41	137.38	.00	-590.41	226.2
01106855 510600 LIFE INSURANCE	180.00	180.00	138.88	17.92	.00	41.12	77.2
01106855 510700 UNEMPLOYMENT INSUR	310.00	310.00	178.98	18.44	.00	131.02	57.7
01106855 510900 WORKER'S COMPENSAT	645.00	645.00	420.38	45.26	.00	224.62	65.2
01106855 520100 SUPPLIES/OTH OPER	3,500.00	3,500.00	860.61	176.01	387.17	2,252.22	35.7
01106855 540100 COMMUNICATIONS - M	700.00	700.00	321.71	40.21	338.07	40.22	94.3
01106855 561900 FUNERALS	137,000.00	137,000.00	63,068.03	5,215.00	.00	73,931.97	46.0
01106855 590900 WELFARE - FOOD	1,500.00	1,500.00	.00	.00	.00	1,500.00	.0
01106855 591000 WELFARE - SHELTER	71,800.00	71,800.00	41,817.81	5,944.00	.00	29,982.19	58.2
01106855 591800 WELFARE - UTILITIE	66,300.00	66,300.00	35,123.37	4,779.79	.00	31,176.63	53.0
01106855 593900 WELFARE - EMERGENC	4,000.00	4,000.00	916.00	.00	.00	3,084.00	22.9
TOTAL GENERAL ASSISTANCE	579,585.00	579,585.00	352,022.27	39,352.57	725.24	226,837.49	60.9%

070 VETERAN'S AFFAIRS

01107055 500600 STAFF EMPLOYEES	54,005.00	54,005.00	38,988.97	3,719.69	.00	15,016.03	72.2
01107055 510100 FICA	3,348.00	3,348.00	2,239.63	211.91	.00	1,108.37	66.9
01107055 510200 MEDICARE	783.00	783.00	523.87	49.57	.00	259.13	66.9
01107055 510300 RETIREMENT	6,000.00	6,000.00	4,331.64	413.26	.00	1,668.36	72.2
01107055 510400 GROUP HEALTH INSUR	11,700.00	11,700.00	8,518.65	896.70	.00	3,181.35	72.8
01107055 510500 GROUP DENTAL INSUR	468.00	468.00	337.63	35.54	.00	130.37	72.1
01107055 510600 LIFE INSURANCE	78.00	78.00	42.56	4.48	.00	35.44	54.6
01107055 510700 UNEMPLOYMENT INSUR	70.00	70.00	45.12	4.09	.00	24.88	64.5
01107055 510900 WORKER'S COMPENSAT	250.00	250.00	105.34	10.05	.00	144.66	42.1
TOTAL VETERAN'S AFFAIRS	76,702.00	76,702.00	55,133.41	5,345.29	.00	21,568.59	71.9%

072 TEXAS AgriLIFE EXT

01107260 500200 APPOINTED OFFICIAL	156,309.00	156,309.00	106,297.04	11,816.10	.00	50,011.96	68.0
01107260 500600 STAFF EMPLOYEES	100,360.00	100,360.00	69,762.59	7,335.69	.00	30,597.41	69.5
01107260 500900 PART TIME POSITION	12,854.00	12,854.00	9,315.00	1,086.00	.00	3,539.00	72.5
01107260 510100 FICA	16,711.00	16,711.00	11,483.97	1,253.95	.00	5,227.03	68.7
01107260 510200 MEDICARE	3,908.00	3,908.00	2,685.44	293.23	.00	1,222.56	68.7

BUDGET SUMMARIES REPORT
ACCOUNT SUMMARY JUNE 2024

FOR 2024 09

	ORIGINAL APPROP	REVISED BUDGET	YTD ACTUAL	MTD ACTUAL	ENCUMBRANCES	AVAILABLE BUDGET	PCT USE/COL
01107260 510300 RETIREMENT	29,944.00	29,944.00	8,785.43	935.64	.00	21,158.57	29.3
01107260 510400 GROUP HEALTH INSUR	52,718.00	52,718.00	5,466.87	575.46	.00	47,251.13	10.4
01107260 510500 GROUP DENTAL INSUR	2,907.00	2,907.00	646.27	70.46	.00	2,260.73	22.2
01107260 510600 LIFE INSURANCE	420.00	420.00	85.12	8.96	.00	334.88	20.3
01107260 510700 UNEMPLOYMENT INSUR	329.00	329.00	214.71	22.35	.00	114.29	65.3
01107260 510900 WORKER'S COMPENSAT	684.00	684.00	213.63	22.75	.00	470.37	31.2
01107260 520100 SUPPLIES/OTH OPER	15,049.00	15,049.00	5,426.64	1,695.92	2,945.43	6,676.93	55.6
01107260 522500 POSTAGE	200.00	200.00	11.75	.00	.00	188.25	5.9
01107260 530200 VEHICLE OPERATION/	12,500.00	12,500.00	3,605.96	569.22	4,367.50	4,526.54	63.8
01107260 540100 COMMUNICATIONS - M	3,703.00	3,703.00	1,972.39	243.17	962.61	768.00	79.3
01107260 550300 TRAVEL AND TRAININ	38,435.00	38,435.00	16,925.24	2,366.30	.00	21,509.76	44.0
01107260 550500 ASSOCIATION DUES	1,740.00	1,740.00	1,140.00	30.00	.00	600.00	65.5
01107260 551100 LICENSE AND FEES	101.00	101.00	76.94	.00	.00	24.06	76.2
01107260 562300 INTER LOCAL AGREEM	2,500.00	2,500.00	2,500.00	.00	.00	.00	100.0
01107260 580100 INSURANCE AND BOND	180.00	180.00	161.00	.00	.00	19.00	89.4
TOTAL TEXAS AgriLIFE EXT	451,552.00	451,552.00	246,775.99	28,325.20	8,275.54	196,500.47	56.5%

077 ELECTIONS

01107770 500200 APPOINTED OFFICIAL	96,661.00	96,661.00	68,677.55	7,120.18	.00	27,983.45	71.0
01107770 500600 STAFF EMPLOYEES	419,395.00	419,395.00	254,324.78	26,062.25	.00	165,070.22	60.6
01107770 500700 OVERTIME COMPENSAT	68,212.00	68,212.00	47,629.78	702.57	.00	20,582.22	69.8
01107770 500800 TEMPORARY	30,000.00	30,000.00	.00	.00	.00	30,000.00	.0
01107770 502000 LBK CO EMP - ELECT	25,000.00	25,000.00	35,981.42	.00	.00	-10,981.42	143.9
01107770 502100 LBK CO EMP OT - EL	35,000.00	35,000.00	60,028.83	.00	.00	-25,028.83	171.5
01107770 510100 FICA	38,085.00	38,085.00	27,721.30	2,013.11	.00	10,363.70	72.8
01107770 510200 MEDICARE	9,800.00	9,800.00	6,483.37	470.82	.00	3,316.63	66.2
01107770 510300 RETIREMENT	64,912.00	64,912.00	51,835.49	3,764.65	.00	13,076.51	79.9
01107770 510400 GROUP HEALTH INSUR	67,780.00	67,780.00	58,408.92	4,251.34	.00	9,371.08	86.2
01107770 510500 GROUP DENTAL INSUR	3,737.00	3,737.00	2,792.65	197.47	.00	944.35	74.7
01107770 510600 LIFE INSURANCE	541.00	541.00	343.65	23.86	.00	197.35	63.5
01107770 510700 UNEMPLOYMENT INSUR	799.00	799.00	545.34	37.27	.00	253.66	68.3
01107770 510900 WORKER'S COMPENSAT	1,658.00	1,658.00	4,691.50	91.49	.00	-3,033.50	283.0
01107770 520100 SUPPLIES/OTH OPER	323,000.00	323,000.00	236,747.04	2,318.67	18,322.93	67,930.03	79.0
01107770 522500 POSTAGE	2,100.00	2,100.00	.00	.00	.00	2,100.00	.0
01107770 522900 PUBLICATIONS LEGAL	1,125.00	1,125.00	378.00	.00	.00	747.00	33.6
01107770 530100 EQUIPMENT OPER/MAI	2,500.00	2,500.00	145.60	.00	.00	2,354.40	5.8
01107770 530200 VEHICLE OPERATION/	4,000.00	4,000.00	1,627.82	69.91	1,386.84	985.34	75.4
01107770 540100 COMMUNICATIONS - M	73,800.00	73,800.00	36,760.40	5,280.61	23,239.60	13,800.00	81.3
01107770 550300 TRAVEL AND TRAININ	22,300.00	22,300.00	10,758.14	34.17	.00	11,541.86	48.2
01107770 550500 ASSOCIATION DUES	2,450.00	2,450.00	2,250.00	.00	.00	200.00	91.8

BUDGET SUMMARIES REPORT
ACCOUNT SUMMARY JUNE 2024

FOR 2024 09

	ORIGINAL APPROP	REVISED BUDGET	YTD ACTUAL	MTD ACTUAL	ENCUMBRANCES	AVAILABLE BUDGET	PCT USE/COL
01107770 561400 PROFESSIONAL SERVI	20,200.00	20,200.00	4,330.00	.00	100.00	15,770.00	21.9
01107770 562200 CONTRACT SERVICES	1,488,000.00	1,488,000.00	819,826.17	22,041.44	107,173.87	560,999.96	62.3
01107770 570100 RENTALS AND LEASES	44,000.00	44,000.00	20,454.55	.00	9,680.47	13,864.98	68.5
01107770 580100 INSURANCE AND BOND	420.00	420.00	50.00	.00	.00	370.00	11.9
TOTAL ELECTIONS	2,845,475.00	2,845,475.00	1,752,792.30	74,479.81	159,903.71	932,778.99	67.2%
089 LIBRARY SERVICES							
01108980 562300 INTER LOCAL AGREEM	244,345.00	244,345.00	239,785.00	.00	.00	4,560.00	98.1
TOTAL LIBRARY SERVICES	244,345.00	244,345.00	239,785.00	.00	.00	4,560.00	98.1%
090 PUBLIC WORKS							
01109090 500600 STAFF EMPLOYEES	442,246.00	442,246.00	195,029.34	20,739.94	.00	247,216.66	44.1
01109090 510100 FICA	26,283.00	26,283.00	11,604.19	1,237.97	.00	14,678.81	44.2
01109090 510200 MEDICARE	6,147.00	6,147.00	2,713.97	289.53	.00	3,433.03	44.2
01109090 510300 RETIREMENT	47,099.00	47,099.00	21,755.51	2,314.67	.00	25,343.49	46.2
01109090 510400 GROUP HEALTH INSUR	40,239.00	40,239.00	18,432.85	1,940.30	.00	21,806.15	45.8
01109090 510500 GROUP DENTAL INSUR	2,287.00	2,287.00	1,223.41	128.78	.00	1,063.59	53.5
01109090 510600 LIFE INSURANCE	300.00	300.00	127.68	13.44	.00	172.32	42.6
01109090 510700 UNEMPLOYMENT INSUR	551.00	551.00	225.72	22.90	.00	325.28	41.0
01109090 510900 WORKER'S COMPENSAT	1,145.00	1,145.00	528.76	56.26	.00	616.24	46.2
01109090 520100 SUPPLIES/OTH OPER	6,000.00	6,000.00	1,541.36	.00	3,000.00	1,458.64	75.7
01109090 530200 VEHICLE OPERATION/	9,000.00	9,000.00	3,701.84	445.31	3,444.30	1,853.86	79.4
01109090 550300 TRAVEL AND TRAININ	10,000.00	10,000.00	10,000.00	.00	.00	.00	100.0
01109090 550500 ASSOCIATION DUES	1,035.00	1,035.00	300.00	.00	.00	735.00	29.0
01109090 551100 LICENSE AND FEES	430.00	430.00	113.75	.00	.00	316.25	26.5
01109090 561400 PROFESSIONAL SERVI	46,000.00	46,000.00	32,891.67	1,693.40	12,440.41	667.92	98.5
01109090 562200 CONTRACT SERVICES	310,000.00	310,000.00	24,754.42	.00	185,245.58	100,000.00	67.7
01109090 580100 INSURANCE AND BOND	100.00	100.00	.00	.00	.00	100.00	.0
TOTAL PUBLIC WORKS	948,862.00	948,862.00	324,944.47	28,882.50	204,130.29	419,787.24	55.8%
TOTAL GENERAL FUND	.00	.00	-27,151,891.35	2,953,153.93	13,602,591.82	13,549,299.53	100.0%
TOTAL REVENUES	-153,915,013.00	-153,922,752.00	-126,124,384.64	-4,764,656.97	217.00	-27,798,584.36	
TOTAL EXPENSES	153,915,013.00	153,922,752.00	98,972,493.29	7,717,810.90	13,602,374.82	41,347,883.89	

020 CONSOLIDATED ROAD AND BRIDGE

000 UNDEFINED

BUDGET SUMMARIES REPORT
ACCOUNT SUMMARY JUNE 2024

FOR 2024 09

020	CONSOLIDATED ROAD AND BRIDGE	ORIGINAL APPROP	REVISED BUDGET	YTD ACTUAL	MTD ACTUAL	ENCUMBRANCES	AVAILABLE BUDGET	PCT USE/COL
020 420408	STATE-LATERAL ROADS	-52,500.00	-52,500.00	-47,993.46	.00	.00	-4,506.54	91.4
020 420700	AUTOMOBILE REGISTRATION	-360,000.00	-360,000.00	-360,000.00	.00	.00	.00	100.0
020 451800	SUBDIVISION PLAT FEE	-13,000.00	-13,000.00	-3,550.00	.00	.00	-9,450.00	27.3
020 452000	VEHICLE REG.- SPECIAL F	-2,650,950.00	-2,650,950.00	-1,984,590.00	-230,300.00	.00	-666,360.00	74.9
020 452200	GROSS WEIGHT FEE	-147,000.00	-147,000.00	-62,258.86	.00	.00	-84,741.14	42.4
020 470000	INTEREST INCOME	-200,000.00	-200,000.00	-170,679.77	-27,442.66	.00	-29,320.23	85.3
020 480510	DISPOSAL OF PROPERTY	-498,000.00	-498,000.00	-810,647.25	.00	.00	312,647.25	162.8
020 489900	OTHER REVENUE	-10,000.00	-10,000.00	-2,441.51	.00	.00	-7,558.49	24.4
020 736100	DRAW FROM RESERVES	-3,600,000.00	-3,600,000.00	.00	.00	.00	-3,600,000.00	.0
020 801100	XFER FROM GENERAL FUND	-6,230,325.00	-6,230,325.00	-6,230,325.00	.00	.00	.00	100.0
020 803100	XFER FROM PREC. NO.1 PA	-58,484.00	-58,484.00	-58,484.00	.00	.00	.00	100.0
020 803300	XFER FROM PCT 3 PARK	-58,484.00	-58,484.00	-58,484.00	.00	.00	.00	100.0
020 803400	XFER FROM PCT 4 PARK	-58,484.00	-58,484.00	-58,484.00	.00	.00	.00	100.0
020 810600	XFER FROM ARPA	-3,000,000.00	-3,000,000.00	-3,000,000.00	.00	.00	.00	100.0
TOTAL UNDEFINED		-16,937,227.00	-16,937,227.00	-12,847,937.85	-257,742.66	.00	-4,089,289.15	75.9%

190 CONSOLIDATED ROAD AND BRIDGE

02019090 500600	STAFF EMPLOYEES	3,849,613.00	3,819,613.00	2,490,942.08	252,194.28	.00	1,328,670.92	65.2
02019090 500700	OVERTIME COMPENSAT	20,500.00	50,500.00	31,316.71	1,240.73	.00	19,183.29	62.0
02019090 500800	TEMPORARY	20,000.00	20,000.00	.00	.00	.00	20,000.00	.0
02019090 501400	INCENTIVE PAY	125,000.00	125,000.00	51,180.00	4,880.00	.00	73,820.00	40.9
02019090 510100	FICA	294,619.00	294,619.00	152,967.94	15,332.74	.00	141,651.06	51.9
02019090 510200	MEDICARE	55,658.00	55,658.00	35,775.13	3,585.90	.00	19,882.87	64.3
02019090 510300	RETIREMENT	424,232.00	424,232.00	286,413.72	28,793.21	.00	137,818.28	67.5
02019090 510400	GROUP HEALTH INSUR	557,294.00	557,294.00	397,432.90	41,773.28	.00	159,861.10	71.3
02019090 510500	GROUP DENTAL INSUR	30,295.00	30,295.00	20,202.75	2,131.98	.00	10,092.25	66.7
02019090 510600	LIFE INSURANCE	4,380.00	4,380.00	2,719.81	281.11	.00	1,660.19	62.1
02019090 510700	UNEMPLOYMENT INSUR	3,836.00	3,836.00	2,969.96	285.03	.00	866.04	77.4
02019090 510900	WORKER'S COMPENSAT	223,190.00	223,190.00	235,112.27	23,635.86	.00	-11,922.27	105.3
02019090 520100	SUPPLIES/OTH OPER	4,864,124.00	4,398,124.00	2,218,321.89	122,493.39	350,090.12	1,829,711.99	58.4
02019090 523100	NON-CAPITAL EQUIPM	30,000.00	30,000.00	18,718.65	.00	.00	11,281.35	62.4
02019090 530100	EQUIPMENT OPER/MAI	500,000.00	550,000.00	381,322.44	23,079.54	145,459.35	23,218.21	95.8
02019090 530200	VEHICLE OPERATION/	740,000.00	1,040,000.00	780,701.10	122,635.54	194,816.44	64,482.46	93.8
02019090 530500	BUILDING MAINTENAN	300,000.00	1,000.00	1,000.00	40.58	.00	.00	100.0
02019090 530800	SOFTWARE MAINTENAN	40,400.00	40,400.00	2,199.00	.00	.00	38,201.00	5.4
02019090 540100	COMMUNICATIONS - M	36,000.00	36,000.00	15,879.27	2,055.00	9,120.73	11,000.00	69.4
02019090 540600	UTILITIES	30,000.00	35,000.00	18,976.37	932.13	13,023.63	3,000.00	91.4
02019090 550300	TRAVEL AND TRAININ	20,000.00	45,000.00	40,566.35	1,215.52	2,690.00	1,743.65	96.1
02019090 550500	ASSOCIATION DUES	800.00	800.00	734.00	.00	.00	66.00	91.8

BUDGET SUMMARIES REPORT
ACCOUNT SUMMARY JUNE 2024

FOR 2024 09

	ORIGINAL APPROP	REVISED BUDGET	YTD ACTUAL	MTD ACTUAL	ENCUMBRANCES	AVAILABLE BUDGET	PCT USE/COL
02019090 561400 PROFESSIONAL SERVI	55,000.00	35,000.00	1,712.32	512.32	.00	33,287.68	4.9
02019090 562200 CONTRACT SERVICES	20,000.00	435,000.00	18,452.20	4,253.96	303,777.80	112,770.00	74.1
02019090 570100 RENTALS AND LEASES	30,000.00	20,000.00	.00	.00	.00	20,000.00	.0
02019090 591600 RIGHT OF WAY EXPEN	910,000.00	910,000.00	.00	.00	.00	910,000.00	.0
02019090 623000 ROAD PROJECTS	200,000.00	200,000.00	6,761.80	.00	50,238.20	143,000.00	28.5
02019090 640500 HEAVY EQUIPMENT	3,219,886.00	3,192,686.00	2,306,060.02	132,672.00	716,229.00	170,396.98	94.7
02019090 640700 OTHER EQUIPMENT	113,600.00	123,600.00	80,386.31	22,500.00	32,097.08	11,116.61	91.0
02019090 650200 VEHICLES - LIGHT T	218,800.00	236,000.00	58,461.32	.00	177,493.00	45.68	100.0
TOTAL CONSOLIDATED ROAD AND BR	16,937,227.00	16,937,227.00	9,657,286.31	806,524.10	1,995,035.35	5,284,905.34	68.8%
TOTAL CONSOLIDATED ROAD AND BR	.00	.00	-3,190,651.54	548,781.44	1,995,035.35	1,195,616.19	100.0%
TOTAL REVENUES	-16,937,227.00	-16,937,227.00	-12,847,937.85	-257,742.66	.00	-4,089,289.15	
TOTAL EXPENSES	16,937,227.00	16,937,227.00	9,657,286.31	806,524.10	1,995,035.35	5,284,905.34	

031 PRECINCT 1 PARK

000 UNDEFINED

031 400100 CURRENT AD VALOREM TAXE	-150,088.00	-150,088.00	-147,086.23	-721.53	.00	-3,001.77	98.0
031 400400 PEN & INT - CURRENT LEV	-615.00	-615.00	-554.82	-78.41	.00	-60.18	90.2
031 400500 DELIQ TAXES - PRIOR YEA	-915.00	-915.00	-324.01	20.32	.00	-590.99	35.4
031 400600 PEN & INT - PRIOR YEARS	-465.00	-465.00	-384.16	-20.06	.00	-80.84	82.6
031 470000 INTEREST INCOME	-10,000.00	-10,000.00	-21,790.85	-2,507.66	.00	11,790.85	217.9
031 481600 CONTRIBUTIONS	-8,000.00	-8,000.00	-7,800.00	-1,200.00	.00	-200.00	97.5
031 736100 DRAW FROM RESERVES	-75,000.00	-75,000.00	.00	.00	.00	-75,000.00	.0
031 902000 XFER TO CONSOLIDATED RO	58,484.00	58,484.00	58,484.00	.00	.00	.00	100.0
TOTAL UNDEFINED	-186,599.00	-186,599.00	-119,456.07	-4,507.34	.00	-67,142.93	64.0%

191 PRECINCT 1 PARK

03119180 500600 STAFF EMPLOYEES	34,501.00	34,501.00	25,318.07	2,593.92	.00	9,182.93	73.4
03119180 500800 TEMPORARY	5,000.00	5,000.00	.00	.00	.00	5,000.00	.0
03119180 510100 FICA	2,445.00	2,445.00	1,524.27	156.04	.00	920.73	62.3
03119180 510200 MEDICARE	561.00	561.00	356.55	36.50	.00	204.45	63.6
03119180 510300 RETIREMENT	3,740.00	3,740.00	2,812.80	288.18	.00	927.20	75.2
03119180 510400 GROUP HEALTH INSUR	7,531.00	7,531.00	5,466.87	575.46	.00	2,064.13	72.6
03119180 510500 GROUP DENTAL INSUR	415.00	415.00	514.52	54.16	.00	-99.52	124.0

BUDGET SUMMARIES REPORT
ACCOUNT SUMMARY JUNE 2024

FOR 2024 09

	ORIGINAL APPROP	REVISED BUDGET	YTD ACTUAL	MTD ACTUAL	ENCUMBRANCES	AVAILABLE BUDGET	PCT USE/COL
03119180 510600 LIFE INSURANCE	60.00	60.00	42.56	4.48	.00	17.44	70.9
03119180 510700 UNEMPLOYMENT INSUR	32.00	32.00	29.34	2.86	.00	2.66	91.7
03119180 510900 WORKER'S COMPENSAT	2,452.00	2,452.00	1,605.21	164.46	.00	846.79	65.5
03119180 520100 SUPPLIES/OTH OPER	2,000.00	2,000.00	.00	.00	1,200.00	800.00	60.0
03119180 523100 NON-CAPITAL EQUIPM	2,600.00	2,600.00	.00	.00	.00	2,600.00	.0
03119180 530500 BUILDING MAINTENAN	12,700.00	12,700.00	1,014.77	35.00	300.00	11,385.23	10.4
03119180 530900 GROUNDS MAINTENANC	2,000.00	2,000.00	.00	.00	.00	2,000.00	.0
03119180 540100 COMMUNICATIONS - M	3,700.00	3,700.00	2,058.40	82.52	1,031.60	610.00	83.5
03119180 540600 UTILITIES	13,000.00	13,000.00	3,940.27	425.18	3,959.73	5,100.00	60.8
03119180 561400 PROFESSIONAL SERVI	17,362.00	17,362.00	.00	.00	.00	17,362.00	.0
03119180 562200 CONTRACT SERVICES	1,000.00	1,000.00	.00	.00	.00	1,000.00	.0
03119180 570100 RENTALS AND LEASES	500.00	500.00	.00	.00	.00	500.00	.0
03119180 640600 CAPITAL OUTLAY	75,000.00	75,000.00	.00	.00	.00	75,000.00	.0
TOTAL PRECINCT 1 PARK	186,599.00	186,599.00	44,683.63	4,418.76	6,491.33	135,424.04	27.4%
TOTAL PRECINCT 1 PARK	.00	.00	-74,772.44	-88.58	6,491.33	68,281.11	100.0%
TOTAL REVENUES	-245,083.00	-245,083.00	-177,940.07	-4,507.34	.00	-67,142.93	
TOTAL EXPENSES	245,083.00	245,083.00	103,167.63	4,418.76	6,491.33	135,424.04	

032 SLATON/ROOSEVELT PARK

000 UNDEFINED

032 400100 CURRENT AD VALOREM TAXE	-150,087.00	-150,087.00	-147,086.23	-721.53	.00	-3,000.77	98.0
032 400400 PEN & INT - CURRENT LEV	-615.00	-615.00	-554.82	-78.41	.00	-60.18	90.2
032 400500 DELIQ TAXES - PRIOR YEA	-915.00	-915.00	-324.01	20.32	.00	-590.99	35.4
032 400600 PEN & INT - PRIOR YEARS	-465.00	-465.00	-384.16	-20.06	.00	-80.84	82.6
032 470000 INTEREST INCOME	-500.00	-500.00	-5,815.18	-758.85	.00	5,315.18	1163.0
032 480500 DISPOSAL OF PROPERTY	.00	.00	-19.95	.00	.00	19.95	100.0
032 481600 CONTRIBUTIONS	-8,000.00	-8,000.00	-7,475.00	-675.00	.00	-525.00	93.4
TOTAL UNDEFINED	-160,582.00	-160,582.00	-161,659.35	-2,233.53	.00	1,077.35	100.7%

192 PRECINCT 2 PARK

03219280 500600 STAFF EMPLOYEES	33,968.00	33,968.00	18,540.12	.00	.00	15,427.88	54.6
03219280 500800 TEMPORARY	.00	.00	2,135.56	342.34	.00	-2,135.56	100.0
03219280 510100 FICA	2,106.00	2,106.00	1,281.89	21.22	.00	824.11	60.9

BUDGET SUMMARIES REPORT
ACCOUNT SUMMARY JUNE 2024

FOR 2024 09

	ORIGINAL APPROP	REVISED BUDGET	YTD ACTUAL	MTD ACTUAL	ENCUMBRANCES	AVAILABLE BUDGET	PCT USE/COL
03219280 510200 MEDICARE	492.00	492.00	299.79	4.96	.00	192.21	60.9
03219280 510300 RETIREMENT	3,774.00	3,774.00	2,023.56	.00	.00	1,750.44	53.6
03219280 510600 LIFE INSURANCE	60.00	60.00	35.84	.00	.00	24.16	59.7
03219280 510700 UNEMPLOYMENT INSUR	46.00	46.00	24.02	.38	.00	21.98	52.2
03219280 510900 WORKER'S COMPENSAT	2,154.00	2,154.00	1,310.79	21.70	.00	843.21	60.9
03219280 520100 SUPPLIES/OTH OPER	3,000.00	3,000.00	691.31	.00	952.19	1,356.50	54.8
03219280 523100 NON-CAPITAL EQUIPM	5,000.00	5,000.00	.00	.00	.00	5,000.00	.0
03219280 530100 EQUIPMENT OPER/MAI	2,000.00	2,000.00	.00	.00	.00	2,000.00	.0
03219280 530500 BUILDING MAINTENAN	30,000.00	30,000.00	1,946.25	387.77	245.00	27,808.75	7.3
03219280 530900 GROUNDS MAINTENANC	30,982.00	30,982.00	18,953.87	4,174.53	.00	12,028.13	61.2
03219280 540100 COMMUNICATIONS - M	2,000.00	2,000.00	1,375.97	158.24	544.03	80.00	96.0
03219280 540600 UTILITIES	25,000.00	25,000.00	6,813.76	830.63	17,386.24	800.00	96.8
03219280 562200 CONTRACT SERVICES	20,000.00	20,000.00	8,000.00	.00	.00	12,000.00	40.0
TOTAL PRECINCT 2 PARK	160,582.00	160,582.00	63,432.73	5,941.77	19,127.46	78,021.81	51.4%
TOTAL SLATON/ROOSEVELT PARK	.00	.00	-98,226.62	3,708.24	19,127.46	79,099.16	100.0%
TOTAL REVENUES	-160,582.00	-160,582.00	-161,659.35	-2,233.53	.00	1,077.35	
TOTAL EXPENSES	160,582.00	160,582.00	63,432.73	5,941.77	19,127.46	78,021.81	
033 IDALOU/NEW DEAL PARK							
000 UNDEFINED							
033 400100 CURRENT AD VALOREM TAXE	-150,087.00	-150,087.00	-147,086.23	-721.53	.00	-3,000.77	98.0
033 400400 PEN & INT - CURRENT LEV	-615.00	-615.00	-554.82	-78.41	.00	-60.18	90.2
033 400500 DELIQ TAXES - PRIOR YEA	-915.00	-915.00	-324.01	20.32	.00	-590.99	35.4
033 400600 PEN & INT - PRIOR YEARS	-465.00	-465.00	-384.16	-20.06	.00	-80.84	82.6
033 470000 INTEREST INCOME	-1,000.00	-1,000.00	-11,270.90	-1,275.56	.00	10,270.90	1127.1
033 481600 CONTRIBUTIONS	-6,033.00	-6,033.00	-3,300.00	-200.00	.00	-2,733.00	54.7
033 902000 XFER TO CONSOLIDATED R	58,484.00	58,484.00	58,484.00	.00	.00	.00	100.0
TOTAL UNDEFINED	-100,631.00	-100,631.00	-104,436.12	-2,275.24	.00	3,805.12	103.8%
193 PRECINCT 3 PARK							
03319380 500800 TEMPORARY	3,000.00	3,000.00	.00	.00	.00	3,000.00	.0
03319380 500900 PART TIME POSITION	25,424.00	25,424.00	16,150.76	1,700.08	.00	9,273.24	63.5
03319380 510100 FICA	1,576.00	1,576.00	767.42	80.78	.00	808.58	48.7

BUDGET SUMMARIES REPORT
ACCOUNT SUMMARY JUNE 2024

FOR 2024 09

	ORIGINAL APPROP	REVISED BUDGET	YTD ACTUAL	MTD ACTUAL	ENCUMBRANCES	AVAILABLE BUDGET	PCT USE/COL
03319380 510200 MEDICARE	369.00	369.00	179.55	18.90	.00	189.45	48.7
03319380 510300 RETIREMENT	2,825.00	2,825.00	1,794.36	188.88	.00	1,030.64	63.5
03319380 510400 GROUP HEALTH INSUR	17,743.00	17,743.00	12,965.98	1,364.84	.00	4,777.02	73.1
03319380 510500 GROUP DENTAL INSUR	415.00	415.00	514.52	54.16	.00	-99.52	124.0
03319380 510600 LIFE INSURANCE	60.00	60.00	42.56	4.48	.00	17.44	70.9
03319380 510700 UNEMPLOYMENT INSUR	24.00	24.00	18.71	1.88	.00	5.29	78.0
03319380 510900 WORKER'S COMPENSAT	1,612.00	1,612.00	1,023.91	107.78	.00	588.09	63.5
03319380 520100 SUPPLIES/OTH OPER	3,000.00	2,850.00	1,097.55	141.21	.00	1,752.45	38.5
03319380 530100 EQUIPMENT OPER/MAI	4,000.00	4,000.00	1,489.48	52.23	.00	2,510.52	37.2
03319380 530200 VEHICLE OPERATION/	500.00	500.00	59.99	49.87	158.57	281.44	43.7
03319380 530500 BUILDING MAINTENAN	19,733.00	19,733.00	15,788.38	70.00	700.00	3,244.62	83.6
03319380 530900 GROUNDS MAINTENANC	4,000.00	4,000.00	3,378.19	.00	.00	621.81	84.5
03319380 540100 COMMUNICATIONS - M	350.00	500.00	303.92	.00	156.08	40.00	92.0
03319380 540600 UTILITIES	16,000.00	16,000.00	5,657.04	384.62	3,200.88	7,142.08	55.4
TOTAL PRECINCT 3 PARK	100,631.00	100,631.00	61,232.32	4,219.71	4,215.53	35,183.15	65.0%
TOTAL IDALOU/NEW DEAL PARK	.00	.00	-43,203.80	1,944.47	4,215.53	38,988.27	100.0%
TOTAL REVENUES	-159,115.00	-159,115.00	-162,920.12	-2,275.24	.00	3,805.12	
TOTAL EXPENSES	159,115.00	159,115.00	119,716.32	4,219.71	4,215.53	35,183.15	

034 SHALLOWATER PARK

000 UNDEFINED

034 400100 CURRENT AD VALOREM TAXE	-150,087.00	-150,087.00	-147,086.23	-721.53	.00	-3,000.77	98.0
034 400400 PEN & INT - CURRENT LEV	-615.00	-615.00	-554.82	-78.41	.00	-60.18	90.2
034 400500 DELIQ TAXES - PRIOR YEA	-915.00	-915.00	-324.01	20.32	.00	-590.99	35.4
034 400600 PEN & INT - PRIOR YEARS	-465.00	-465.00	-384.16	-20.06	.00	-80.84	82.6
034 470000 INTEREST INCOME	-5,000.00	-5,000.00	-15,011.11	-1,761.61	.00	10,011.11	300.2
034 481600 CONTRIBUTIONS	-6,200.00	-6,200.00	-5,006.00	-875.00	.00	-1,194.00	80.7
034 736100 DRAW FROM RESERVES	-14,629.00	-14,629.00	.00	.00	.00	-14,629.00	.0
034 902000 XFER TO CONSOLIDATED R	58,484.00	58,484.00	58,484.00	.00	.00	.00	100.0
TOTAL UNDEFINED	-119,427.00	-119,427.00	-109,882.33	-3,436.29	.00	-9,544.67	92.0%

194 PRECINCT 4 PARK

03419480 500800 TEMPORARY	1,500.00	1,500.00	.00	.00	.00	1,500.00	.0
---------------------------	----------	----------	-----	-----	-----	----------	----

BUDGET SUMMARIES REPORT
ACCOUNT SUMMARY JUNE 2024

FOR 2024 09

	ORIGINAL APPROP	REVISED BUDGET	YTD ACTUAL	MTD ACTUAL	ENCUMBRANCES	AVAILABLE BUDGET	PCT USE/COL
03419480 500900 PART TIME POSITION	18,580.00	18,580.00	11,400.00	1,200.00	.00	7,180.00	61.4
03419480 510100 FICA	1,152.00	1,152.00	706.80	74.40	.00	445.20	61.4
03419480 510200 MEDICARE	269.00	269.00	165.30	17.40	.00	103.70	61.4
03419480 510300 RETIREMENT	1,733.00	1,733.00	1,266.54	133.32	.00	466.46	73.1
03419480 510700 UNEMPLOYMENT INSUR	15.00	15.00	13.14	1.32	.00	1.86	87.6
03419480 510900 WORKER'S COMPENSAT	1,178.00	1,178.00	722.76	76.08	.00	455.24	61.4
03419480 520100 SUPPLIES/OTH OPER	3,500.00	3,500.00	522.08	47.54	84.65	2,893.27	17.3
03419480 523100 NON-CAPITAL EQUIPM	1,500.00	1,500.00	.00	.00	.00	1,500.00	.0
03419480 530100 EQUIPMENT OPER/MAI	2,000.00	2,000.00	.00	.00	.00	2,000.00	.0
03419480 530500 BUILDING MAINTENAN	10,000.00	10,000.00	901.53	179.87	420.00	8,678.47	13.2
03419480 530900 GROUNDS MAINTENANC	8,000.00	8,000.00	900.00	.00	.00	7,100.00	11.3
03419480 540100 COMMUNICATIONS - M	3,000.00	3,000.00	.00	.00	.00	3,000.00	.0
03419480 540600 UTILITIES	15,000.00	15,000.00	6,515.00	659.71	4,872.64	3,612.36	75.9
03419480 561400 PROFESSIONAL SERVI	2,000.00	2,000.00	.00	.00	.00	2,000.00	.0
03419480 640600 CAPITAL OUTLAY	50,000.00	50,000.00	.00	.00	.00	50,000.00	.0
TOTAL PRECINCT 4 PARK	119,427.00	119,427.00	23,113.15	2,389.64	5,377.29	90,936.56	23.9%
TOTAL SHALLOWATER PARK	.00	.00	-86,769.18	-1,046.65	5,377.29	81,391.89	100.0%
TOTAL REVENUES	-177,911.00	-177,911.00	-168,366.33	-3,436.29	.00	-9,544.67	
TOTAL EXPENSES	177,911.00	177,911.00	81,597.15	2,389.64	5,377.29	90,936.56	
041 PERMANENT IMPROVEMENT							
000 UNDEFINED							
041 400100 CURRENT AD VALOREM TAXE	-3,001,741.00	-3,001,741.00	-2,941,724.06	-14,430.54	.00	-60,016.94	98.0
041 400400 PEN & INT - CURRENT LEV	-12,307.00	-12,307.00	-11,096.56	-1,568.47	.00	-1,210.44	90.2
041 400500 DELIQ TAXES - PRIOR YEA	-18,311.00	-18,311.00	-6,480.15	406.22	.00	-11,830.85	35.4
041 400600 PEN & INT - PRIOR YEARS	-9,305.00	-9,305.00	-7,683.29	-401.06	.00	-1,621.71	82.6
041 470000 INTEREST INCOME	-150,000.00	-150,000.00	-144,179.63	-10,069.92	.00	-5,820.37	96.1
041 483500 CRTC LEASE	-133,732.00	-133,732.00	-71,133.00	-11,144.00	.00	-62,599.00	53.2
041 736100 DRAW FROM RESERVES	-5,375,214.00	-5,375,214.00	.00	.00	.00	-5,375,214.00	.0
041 801100 XFER FROM GENERAL FUND	.00	-69,000.00	.00	.00	.00	-69,000.00	.0
041 805100 XFER FROM LCJJC	-470,000.00	-470,000.00	.00	.00	.00	-470,000.00	.0
TOTAL UNDEFINED	-9,170,610.00	-9,239,610.00	-3,182,296.69	-37,207.77	.00	-6,057,313.31	34.4%
061 FACILITY MAINTENANCE							
04106140 561400 PROFESSIONAL SERVI	1,676,000.00	1,095,993.00	328,270.81	19,566.85	376,000.53	391,721.66	64.3

BUDGET SUMMARIES REPORT
ACCOUNT SUMMARY JUNE 2024

FOR 2024 09

	ORIGINAL APPROP	REVISED BUDGET	YTD ACTUAL	MTD ACTUAL	ENCUMBRANCES	AVAILABLE BUDGET	PCT USE/COL
04106140 566110 LEASE PAYMENT PRIN	1,183,823.00	1,183,823.00	887,985.73	157,773.25	.00	295,837.27	75.0
04106140 566210 LEASE PAYMENT INTE	484,787.00	484,787.00	363,471.02	59,144.00	.00	121,315.98	75.0
04106140 579900 RENOV/REPAIR NON-C	60,000.00	41,800.00	34,643.57	2,854.81	2,308.52	4,847.91	88.4
04106140 620800 COURTHOUSE RENOVAT	1,672,000.00	2,010,327.00	460,199.42	134,704.50	1,484,679.94	65,447.64	96.7
04106140 621100 RENOVATION 900 MAI	2,255,000.00	1,959,700.00	1,736,845.30	.00	145,935.01	76,919.69	96.1
04106140 621300 LCDC RENOVATIONS	835,000.00	1,321,795.00	646,812.00	281,305.66	545,984.84	128,998.16	90.2
04106140 621700 LCJJC RENOVATIONS	470,000.00	367,382.00	-59,369.19	71,409.44	183,559.96	243,191.23	33.8
04106140 622300 OTHER BLDG RENOVAT	534,000.00	774,003.00	149,102.00	.00	623,800.00	1,101.00	99.9
04106140 622600 ENERGY & CONSERVAT	.00	.00	641,185.00	.00	.00	-641,185.00	100.0
TOTAL FACILITY MAINTENANCE	9,170,610.00	9,239,610.00	5,189,145.66	726,758.51	3,362,268.80	688,195.54	92.6%
TOTAL PERMANENT IMPROVEMENT	.00	.00	2,006,848.97	689,550.74	3,362,268.80	-5,369,117.77	100.0%
TOTAL REVENUES	-9,170,610.00	-9,239,610.00	-3,182,296.69	-37,207.77	.00	-6,057,313.31	
TOTAL EXPENSES	9,170,610.00	9,239,610.00	5,189,145.66	726,758.51	3,362,268.80	688,195.54	
043 LCETZR NO1 TAX INCREMENT FUND							
000 UNDEFINED							
043 470000 INTEREST INCOME	.00	.00	-14,953.46	-1,708.61	.00	14,953.46	100.0
043 801100 XFER FROM GENERAL FUND	-191,000.00	-191,000.00	.00	.00	.00	-191,000.00	.0
TOTAL UNDEFINED	-191,000.00	-191,000.00	-14,953.46	-1,708.61	.00	-176,046.54	7.8%
090 PUBLIC WORKS							
04309090 623000 ROAD PROJECTS	191,000.00	191,000.00	.00	.00	.00	191,000.00	.0
TOTAL PUBLIC WORKS	191,000.00	191,000.00	.00	.00	.00	191,000.00	.0%
TOTAL LCETZR NO1 TAX INCREMENT	.00	.00	-14,953.46	-1,708.61	.00	14,953.46	100.0%
TOTAL REVENUES	-191,000.00	-191,000.00	-14,953.46	-1,708.61	.00	-176,046.54	
TOTAL EXPENSES	191,000.00	191,000.00	.00	.00	.00	191,000.00	
046 TJJD (P) JJAEP GRANT							
000 UNDEFINED							
046 420390 TJJD-P JJAEP GRANT REVE	-80,000.00	-80,000.00	-4,130.50	.00	.00	-75,869.50	5.2

BUDGET SUMMARIES REPORT
ACCOUNT SUMMARY JUNE 2024

FOR 2024 09

046	TJJJ (P) JJAEP GRANT	ORIGINAL APPROP	REVISED BUDGET	YTD ACTUAL	MTD ACTUAL	ENCUMBRANCES	AVAILABLE BUDGET	PCT USE/COL
	TOTAL UNDEFINED	-80,000.00	-80,000.00	-4,130.50	.00	.00	-75,869.50	5.2%
051 JUVENILE PROBATION								
04605135	562300 INTER LOCAL AGREEM	80,000.00	80,000.00	.00	.00	4,128.00	75,872.00	5.2
	TOTAL JUVENILE PROBATION	80,000.00	80,000.00	.00	.00	4,128.00	75,872.00	5.2%
	TOTAL TJJJ (P) JJAEP GRANT	.00	.00	-4,130.50	.00	4,128.00	2.50	100.0%
	TOTAL REVENUES	-80,000.00	-80,000.00	-4,130.50	.00	.00	-75,869.50	
	TOTAL EXPENSES	80,000.00	80,000.00	.00	.00	4,128.00	75,872.00	
047 TJJJ TJJJ DSA RISK & NEEDS ASS								
000 UNDEFINED								
047	420170 TJJJ (R) GRANT REVENUE	-15,628.00	-15,628.00	-14,105.36	.00	.00	-1,522.64	90.3
	TOTAL UNDEFINED	-15,628.00	-15,628.00	-14,105.36	.00	.00	-1,522.64	90.3%
051 JUVENILE PROBATION								
04705135	520100 SUPPLIES/OTH OPER	15,628.00	15,628.00	14,105.36	.00	.00	1,522.64	90.3
	TOTAL JUVENILE PROBATION	15,628.00	15,628.00	14,105.36	.00	.00	1,522.64	90.3%
	TOTAL TJJJ TJJJ DSA RISK & NEE	.00	.00	.00	.00	.00	.00	.0%
	TOTAL REVENUES	-15,628.00	-15,628.00	-14,105.36	.00	.00	-1,522.64	
	TOTAL EXPENSES	15,628.00	15,628.00	14,105.36	.00	.00	1,522.64	
048 TJJJ DSA RESIDENTIAL PROJECTS								
000 UNDEFINED								
048	427030 TJJJ GRANT REVENUE	-127,520.00	-127,520.00	.00	.00	.00	-127,520.00	.0

BUDGET SUMMARIES REPORT
ACCOUNT SUMMARY JUNE 2024

FOR 2024 09

048	TJJJ DSA RESIDENTIAL PROJECTS	ORIGINAL APPROP	REVISED BUDGET	YTD ACTUAL	MTD ACTUAL	ENCUMBRANCES	AVAILABLE BUDGET	PCT USE/COL
	TOTAL UNDEFINED	-127,520.00	-127,520.00	.00	.00	.00	-127,520.00	.0%
051 JUVENILE PROBATION								
04805135	500600 STAFF EMPLOYEES	64,000.00	64,000.00	.00	.00	.00	64,000.00	.0
04805135	510100 FICA	3,968.00	3,968.00	.00	.00	.00	3,968.00	.0
04805135	510200 MEDICARE	928.00	928.00	.00	.00	.00	928.00	.0
04805135	510300 RETIREMENT	7,700.00	7,700.00	.00	.00	.00	7,700.00	.0
04805135	510400 GROUP HEALTH INSUR	7,531.00	7,531.00	.00	.00	.00	7,531.00	.0
04805135	510500 GROUP DENTAL INSUR	415.00	415.00	.00	.00	.00	415.00	.0
04805135	510600 LIFE INSURANCE	30.00	30.00	.00	.00	.00	30.00	.0
04805135	510700 UNEMPLOYMENT INSUR	64.00	64.00	.00	.00	.00	64.00	.0
04805135	510900 WORKER'S COMPENSAT	5,364.00	5,364.00	.00	.00	.00	5,364.00	.0
04805135	562200 CONTRACT SERVICES	37,520.00	37,520.00	.00	.00	.00	37,520.00	.0
	TOTAL JUVENILE PROBATION	127,520.00	127,520.00	.00	.00	.00	127,520.00	.0%
	TOTAL TJJJ DSA RESIDENTIAL PRO	.00	.00	.00	.00	.00	.00	.0%
	TOTAL REVENUES	-127,520.00	-127,520.00	.00	.00	.00	-127,520.00	
	TOTAL EXPENSES	127,520.00	127,520.00	.00	.00	.00	127,520.00	
049 TJJJ DSA PREVENT/INTERVENTION								
000 UNDEFINED								
049	424900 TJPC-S GRANT REVENUE	.00	-66,000.00	-55,000.00	-5,500.00	.00	-11,000.00	83.3
	TOTAL UNDEFINED	.00	-66,000.00	-55,000.00	-5,500.00	.00	-11,000.00	83.3%
051 JUVENILE PROBATION								
04905135	540100 COMMUNICATIONS - M	.00	4,000.00	.00	.00	.00	4,000.00	.0
04905135	550300 TRAVEL AND TRAININ	.00	20,000.00	.00	.00	.00	20,000.00	.0
04905135	562200 CONTRACT SERVICES	.00	42,000.00	.00	.00	.00	42,000.00	.0
	TOTAL JUVENILE PROBATION	.00	66,000.00	.00	.00	.00	66,000.00	.0%

BUDGET SUMMARIES REPORT
ACCOUNT SUMMARY JUNE 2024

FOR 2024 09

	ORIGINAL APPROP	REVISED BUDGET	YTD ACTUAL	MTD ACTUAL	ENCUMBRANCES	AVAILABLE BUDGET	PCT USE/COL
TOTAL TJJD DSA PREVENT/INTERVE	.00	.00	-55,000.00	-5,500.00	.00	55,000.00	100.0%
TOTAL REVENUES	.00	-66,000.00	-55,000.00	-5,500.00	.00	-11,000.00	
TOTAL EXPENSES	.00	66,000.00	.00	.00	.00	66,000.00	
050 JUVENILE STAR PROGRAM							
000 UNDEFINED							
050 424000 STAR PROGRAM-JUVENILE	-260,000.00	-260,000.00	-120,500.00	.00	.00	-139,500.00	46.3
050 489900 OTHER REVENUE	-1,895.00	-1,895.00	.00	.00	.00	-1,895.00	.0
050 805100 XFER FROM LCJJC	-119,605.00	-119,605.00	.00	.00	.00	-119,605.00	.0
TOTAL UNDEFINED	-381,500.00	-381,500.00	-120,500.00	.00	.00	-261,000.00	31.6%
051 JUVENILE PROBATION							
05005135 500600 STAFF EMPLOYEES	261,179.00	261,179.00	46,262.30	4,861.50	.00	214,916.70	17.7
05005135 510100 FICA	18,000.00	18,000.00	2,409.75	249.51	.00	15,590.25	13.4
05005135 510200 MEDICARE	4,209.00	4,209.00	563.60	58.36	.00	3,645.40	13.4
05005135 510300 RETIREMENT	31,487.00	31,487.00	5,139.80	540.12	.00	26,347.20	16.3
05005135 510400 GROUP HEALTH INSUR	45,669.00	45,669.00	12,083.24	1,271.92	.00	33,585.76	26.5
05005135 510500 GROUP DENTAL INSUR	2,556.00	2,556.00	514.52	54.16	.00	2,041.48	20.1
05005135 510600 LIFE INSURANCE	342.00	342.00	42.56	4.48	.00	299.44	12.4
05005135 510700 UNEMPLOYMENT INSUR	1,481.00	1,481.00	53.28	5.34	.00	1,427.72	3.6
05005135 510900 WORKER'S COMPENSAT	9,781.00	9,781.00	124.85	13.12	.00	9,656.15	1.3
05005135 520100 SUPPLIES/OTH OPER	3,000.00	3,000.00	187.56	.00	.00	2,812.44	6.3
05005135 540100 COMMUNICATIONS - M	546.00	546.00	178.41	.00	.00	367.59	32.7
05005135 550300 TRAVEL AND TRAININ	3,150.00	3,150.00	1,342.07	.00	.00	1,807.93	42.6
05005135 550500 ASSOCIATION DUES	100.00	100.00	.00	.00	.00	100.00	.0
TOTAL JUVENILE PROBATION	381,500.00	381,500.00	68,901.94	7,058.51	.00	312,598.06	18.1%
TOTAL JUVENILE STAR PROGRAM	.00	.00	-51,598.06	7,058.51	.00	51,598.06	100.0%
TOTAL REVENUES	-381,500.00	-381,500.00	-120,500.00	.00	.00	-261,000.00	
TOTAL EXPENSES	381,500.00	381,500.00	68,901.94	7,058.51	.00	312,598.06	
051 JUVENILE PROBATION							
000 UNDEFINED							
051 451900 JUVENILE PROBATION FEES	-5,000.00	-5,000.00	-1,351.00	-40.00	.00	-3,649.00	27.0

BUDGET SUMMARIES REPORT
ACCOUNT SUMMARY JUNE 2024

FOR 2024 09

051	JUVENILE PROBATION	ORIGINAL APPROP	REVISED BUDGET	YTD ACTUAL	MTD ACTUAL	ENCUMBRANCES	AVAILABLE BUDGET	PCT USE/COL
051 470000	INTEREST INCOME	-10,000.00	-10,000.00	-199,709.15	-16,132.10	.00	189,709.15	1997.1
051 480510	DISPOSAL OF PROPERTY	.00	.00	-9,310.00	-9,310.00	.00	9,310.00	100.0
051 489900	OTHER REVENUE	-2,000.00	-2,000.00	-840.22	9,178.05	.00	-1,159.78	42.0
051 736100	DRAW FROM RESERVES	-7,577,191.00	-7,577,191.00	.00	.00	.00	-7,577,191.00	.0
051 801100	XFER FROM GENERAL FUND	-1,000,000.00	-1,000,000.00	-749,999.98	-83,333.34	.00	-250,000.02	75.0
051 904100	XFER TO PERMANENT IMPRO	470,000.00	470,000.00	.00	.00	.00	470,000.00	.0
051 905000	XFER TO STAR PROGRAM	119,605.00	119,605.00	.00	.00	.00	119,605.00	.0
051 905400	XFER TO JUV PROB COMM F	260,619.00	260,619.00	.00	.00	.00	260,619.00	.0
051 905500	XFER TO JUVENILE DETENT	4,777,391.00	4,777,391.00	1,438,477.39	.00	.00	3,338,913.61	30.1
051 905700	XFER TO FOOD SERVICE	255,242.00	255,242.00	122,852.93	.00	.00	132,389.07	48.1
TOTAL UNDEFINED		-2,711,334.00	-2,711,334.00	600,119.97	-99,637.39	.00	-3,311,453.97	-22.1%

051 JUVENILE PROBATION

05105135 500200	APPOINTED OFFICIAL	126,282.00	126,282.00	99,432.22	10,408.04	.00	26,849.78	78.7
05105135 500600	STAFF EMPLOYEES	1,533,155.00	1,533,155.00	1,072,130.32	114,807.46	.00	461,024.68	69.9
05105135 510100	FICA	102,379.00	102,379.00	68,963.01	7,381.70	.00	33,415.99	67.4
05105135 510200	MEDICARE	23,944.00	23,944.00	16,128.34	1,726.37	.00	7,815.66	67.4
05105135 510300	RETIREMENT	183,457.00	183,457.00	130,159.50	13,911.32	.00	53,297.50	70.9
05105135 510400	GROUP HEALTH INSUR	195,806.00	195,806.00	193,892.94	20,915.00	.00	1,913.06	99.0
05105135 510500	GROUP DENTAL INSUR	10,790.00	10,790.00	8,967.71	971.85	.00	1,822.29	83.1
05105135 510600	LIFE INSURANCE	1,560.00	1,560.00	1,024.94	110.20	.00	535.06	65.7
05105135 510700	UNEMPLOYMENT INSUR	1,531.00	1,531.00	1,351.07	137.71	.00	179.93	88.2
05105135 510900	WORKER'S COMPENSAT	4,459.00	4,459.00	3,468.67	338.09	.00	990.33	77.8
05105135 520100	SUPPLIES/OTH OPER	51,500.00	51,500.00	38,119.31	4,635.48	6,757.91	6,622.78	87.1
05105135 522400	UNIFORMS	10,000.00	10,000.00	3,348.22	36.96	.00	6,651.78	33.5
05105135 522700	RESIDENT SUPPLIES	5,000.00	.00	.00	.00	.00	.00	.0
05105135 522800	LAW BOOKS	1,000.00	1,000.00	964.00	.00	.00	36.00	96.4
05105135 523000	NON-CAPITAL SOFTWA	1,350.00	1,350.00	.00	.00	.00	1,350.00	.0
05105135 523100	NON-CAPITAL EQUIPM	3,000.00	3,000.00	.00	.00	.00	3,000.00	.0
05105135 530100	EQUIPMENT OPER/MAI	1,000.00	1,000.00	.00	.00	.00	1,000.00	.0
05105135 530200	VEHICLE OPERATION/	7,500.00	12,500.00	7,526.18	588.55	1,368.09	3,605.73	71.2
05105135 530500	BUILDING MAINTENAN	66,000.00	66,000.00	36,340.08	5,138.72	9,659.92	20,000.00	69.7
05105135 530800	SOFTWARE MAINTENAN	10,000.00	10,000.00	.00	.00	.00	10,000.00	.0
05105135 530900	GROUPS MAINTENANC	5,910.00	5,910.00	3,143.52	163.51	.00	2,766.48	53.2
05105135 540100	COMMUNICATIONS - M	31,000.00	31,000.00	10,890.27	1,338.56	13,931.32	6,178.41	80.1
05105135 540600	UTILITIES	225,000.00	225,000.00	101,958.92	9,600.08	101,041.08	22,000.00	90.2
05105135 550300	TRAVEL AND TRAININ	78,775.00	73,775.00	25,780.38	1,406.17	.00	47,994.62	34.9
05105135 550500	ASSOCIATION DUES	936.00	936.00	20.00	.00	.00	916.00	2.1
05105135 562200	CONTRACT SERVICES	30,000.00	.00	.00	.00	.00	.00	.0
05105135 650110	CAPITAL OUTLAY	.00	35,000.00	.00	.00	37,703.00	-2,703.00	107.7

BUDGET SUMMARIES REPORT
ACCOUNT SUMMARY JUNE 2024

FOR 2024 09

	ORIGINAL APPROP	REVISED BUDGET	YTD ACTUAL	MTD ACTUAL	ENCUMBRANCES	AVAILABLE BUDGET	PCT USE/COL
TOTAL JUVENILE PROBATION	2,711,334.00	2,711,334.00	1,823,609.60	193,615.77	170,461.32	717,263.08	73.5%
TOTAL JUVENILE PROBATION	.00	.00	2,423,729.57	93,978.38	170,461.32	-2,594,190.89	100.0%
TOTAL REVENUES	-8,594,191.00	-8,594,191.00	-961,210.35	-99,637.39	.00	-7,632,980.65	
TOTAL EXPENSES	8,594,191.00	8,594,191.00	3,384,939.92	193,615.77	170,461.32	5,038,789.76	
054 TJJD (A) JUV PROB COMM GRANT							
000 UNDEFINED							
054 421500 TJPC-A STATE AID	-2,191,159.00	-2,191,159.00	-1,900,833.41	-182,597.00	.00	-290,325.59	86.8
054 427030 TJJD GRANT REVENUE	-363,190.00	-363,190.00	-363,189.99	.00	.00	-.01	100.0
054 805100 XFER FROM LCJJC	-260,619.00	-260,619.00	.00	.00	.00	-260,619.00	.0
TOTAL UNDEFINED	-2,814,968.00	-2,814,968.00	-2,264,023.40	-182,597.00	.00	-550,944.60	80.4%
051 JUVENILE PROBATION							
05405135 500600 STAFF EMPLOYEES	1,129,875.00	1,124,875.00	604,120.49	96,032.14	.00	520,754.51	53.7
05405135 500700 OVERTIME COMPENSAT	2,000.00	7,000.00	832.42	.00	.00	6,167.58	11.9
05405135 501010 SUPPLEMENT PROBATI	63,000.00	63,000.00	36,399.25	3,686.00	.00	26,600.75	57.8
05405135 501100 SUPPLEMENT DETENTI	31,000.00	31,000.00	12,856.32	1,290.24	.00	18,143.68	41.5
05405135 501600 SALARY ADJUSTMENT	363,190.00	363,190.00	363,189.99	.00	.00	.01	100.0
05405135 510100 FICA	84,744.00	84,744.00	38,322.90	6,033.08	.00	46,421.10	45.2
05405135 510200 MEDICARE	19,626.00	19,626.00	8,962.33	1,410.93	.00	10,663.67	45.7
05405135 510300 RETIREMENT	151,854.00	151,854.00	110,166.40	11,222.10	.00	41,687.60	72.5
05405135 510400 GROUP HEALTH INSUR	123,860.00	123,860.00	132,307.86	13,347.83	.00	-8,447.86	106.8
05405135 510500 GROUP DENTAL INSUR	6,825.00	6,825.00	6,713.24	667.28	.00	111.76	98.4
05405135 510600 LIFE INSURANCE	987.00	987.00	985.69	97.30	.00	1.31	99.9
05405135 510700 UNEMPLOYMENT INSUR	1,302.00	1,302.00	1,146.05	111.10	.00	155.95	88.0
05405135 510900 WORKER'S COMPENSAT	49,068.00	49,068.00	29,830.44	3,128.14	.00	19,237.56	60.8
05405135 520140 SUPPLIES/OTHER OPE	30,000.00	23,937.00	.00	.00	.00	23,937.00	.0
05405135 523000 NON-CAPITAL SOFTWA	.00	1,611.00	.00	.00	.00	1,611.00	.0
05405135 523100 NON-CAPITAL EQUIPM	.00	23,756.00	.00	.00	.00	23,756.00	.0
05405135 540100 COMMUNICATIONS - M	3,000.00	3,000.00	739.88	90.00	270.12	1,990.00	33.7
05405135 544100 RESIDENTIAL NON-SE	537,887.00	567,887.00	354,565.03	40,426.79	114,358.97	98,963.00	82.6
05405135 550303 TRAVEL AND TRAININ	12,000.00	12,000.00	3,564.74	384.58	3,385.26	5,050.00	57.9
05405135 562200 CONTRACT SERVICES	55,000.00	30,000.00	9,409.00	1,249.14	4,726.00	15,865.00	47.1

BUDGET SUMMARIES REPORT
ACCOUNT SUMMARY JUNE 2024

FOR 2024 09

	ORIGINAL APPROP	REVISED BUDGET	YTD ACTUAL	MTD ACTUAL	ENCUMBRANCES	AVAILABLE BUDGET	PCT USE/COL
05405135 564500 CONTRACT SERVICES	80,000.00	65,000.00	43,645.25	8,275.00	21,354.75	.00	100.0
05405135 564600 CONTRACT SERVICES	37,750.00	22,750.00	8,050.00	1,600.00	14,100.00	600.00	97.4
05405135 564800 ELECTRONIC MONITOR	32,000.00	32,000.00	12,410.60	2,437.35	5,089.40	14,500.00	54.7
05405135 640700 OTHER EQUIPMENT	.00	5,696.00	.00	.00	.00	5,696.00	.0
TOTAL JUVENILE PROBATION	2,814,968.00	2,814,968.00	1,778,217.88	191,489.00	163,284.50	873,465.62	69.0%
TOTAL TJJD (A) JUV PROB COMM G	.00	.00	-485,805.52	8,892.00	163,284.50	322,521.02	100.0%
TOTAL REVENUES	-2,814,968.00	-2,814,968.00	-2,264,023.40	-182,597.00	.00	-550,944.60	
TOTAL EXPENSES	2,814,968.00	2,814,968.00	1,778,217.88	191,489.00	163,284.50	873,465.62	

055 JUVENILE DETENTION

000 UNDEFINED

055 420100 GRANT REVENUE	.00	.00	-45,000.00	-45,000.00	.00	45,000.00	100.0
055 451300 CONTRACTSERV-OTHER COUN	-755,305.00	-755,305.00	-774,651.00	-85,196.00	.00	19,346.00	102.6
055 805100 XFER FROM LCJJC	-4,777,391.00	-4,777,391.00	-1,438,477.39	.00	.00	-3,338,913.61	30.1
TOTAL UNDEFINED	-5,532,696.00	-5,532,696.00	-2,258,128.39	-130,196.00	.00	-3,274,567.61	40.8%

051 JUVENILE PROBATION

05505135 500600 STAFF EMPLOYEES	3,628,423.00	3,623,423.00	2,446,160.98	257,604.09	.00	1,177,262.02	67.5
05505135 500700 OVERTIME COMPENSAT	25,500.00	30,500.00	10,258.12	.00	.00	20,241.88	33.6
05505135 500900 PART TIME POSITION	55,500.00	55,500.00	.00	.00	.00	55,500.00	.0
05505135 510100 FICA	228,231.00	228,231.00	146,319.35	15,318.15	.00	81,911.65	64.1
05505135 510200 MEDICARE	53,377.00	53,377.00	34,220.20	3,582.52	.00	19,156.80	64.1
05505135 510300 RETIREMENT	408,976.00	408,976.00	272,908.23	28,619.84	.00	136,067.77	66.7
05505135 510400 GROUP HEALTH INSUR	527,170.00	527,170.00	367,855.71	39,662.43	.00	159,314.29	69.8
05505135 510500 GROUP DENTAL INSUR	29,050.00	29,050.00	19,241.56	2,095.09	.00	9,808.44	66.2
05505135 510600 LIFE INSURANCE	4,200.00	4,200.00	2,518.65	276.34	.00	1,681.35	60.0
05505135 510700 UNEMPLOYMENT INSUR	3,423.00	3,423.00	2,827.86	283.44	.00	595.14	82.6
05505135 510900 WORKER'S COMPENSAT	137,774.00	137,774.00	97,204.34	10,340.21	.00	40,569.66	70.6
05505135 520100 SUPPLIES/OTH OPER	35,000.00	35,000.00	22,943.10	2,495.31	10,251.00	1,805.90	94.8
05505135 522700 RESIDENT SUPPLIES	33,572.00	31,072.00	5,652.92	.00	10,881.21	14,537.87	53.2
05505135 523100 NON-CAPITAL EQUIPM	13,000.00	13,000.00	7,276.12	.00	4,108.40	1,615.48	87.6
05505135 530100 EQUIPMENT OPER/MAI	1,000.00	1,000.00	58.53	.00	.00	941.47	5.9
05505135 530200 VEHICLE OPERATION/	2,500.00	5,000.00	1,531.16	160.89	1,617.54	1,851.30	63.0

BUDGET SUMMARIES REPORT
ACCOUNT SUMMARY JUNE 2024

FOR 2024 09

	ORIGINAL APPROP	REVISED BUDGET	YTD ACTUAL	MTD ACTUAL	ENCUMBRANCES	AVAILABLE BUDGET	PCT USE/COL
05505135 550201 RESIDENT TRANSPORT	10,000.00	10,000.00	5,040.27	244.00	.00	4,959.73	50.4
05505135 550300 TRAVEL AND TRAININ	.00	.00	-122.40	.00	.00	122.40	100.0
05505135 561100 MEDICAL FOR RESIDE	10,000.00	10,000.00	3,472.44	-201.10	.00	6,527.56	34.7
05505135 561400 PROFESSIONAL SERVI	11,000.00	11,000.00	.00	.00	.00	11,000.00	.0
05505135 562200 CONTRACT SERVICES	115,000.00	210,000.00	98,016.00	66,261.00	37,263.00	74,721.00	64.4
05505135 564200 RESIDENTIAL PLACEM	200,000.00	105,000.00	6,269.01	300.09	10,458.34	88,272.65	15.9
TOTAL JUVENILE PROBATION	5,532,696.00	5,532,696.00	3,549,652.15	427,042.30	74,579.49	1,908,464.36	65.5%
TOTAL JUVENILE DETENTION	.00	.00	1,291,523.76	296,846.30	74,579.49	-1,366,103.25	100.0%
TOTAL REVENUES	-5,532,696.00	-5,532,696.00	-2,258,128.39	-130,196.00	.00	-3,274,567.61	
TOTAL EXPENSES	5,532,696.00	5,532,696.00	3,549,652.15	427,042.30	74,579.49	1,908,464.36	

057 JUVENILE FOOD SERVICE

000 UNDEFINED

057 420100 GRANT REVENUE	.00	-12,934.00	-6,466.40	.00	.00	-6,467.60	50.0
057 426600 DHS SCHOOL MEAL PROGRAM	-150,000.00	-150,000.00	-115,019.04	.00	.00	-34,980.96	76.7
057 426700 DHS COMMODITIES PROGRAM	-7,449.00	-7,449.00	.00	.00	.00	-7,449.00	.0
057 489900 OTHER REVENUE	-6,405.00	-6,405.00	-287.24	.00	.00	-6,117.76	4.5
057 805100 XFER FROM LCJJC	-255,242.00	-255,242.00	-122,852.93	.00	.00	-132,389.07	48.1
TOTAL UNDEFINED	-419,096.00	-432,030.00	-244,625.61	.00	.00	-187,404.39	56.6%

051 JUVENILE PROBATION

05705135 500600 STAFF EMPLOYEES	115,295.00	115,295.00	78,368.80	8,945.86	.00	36,926.20	68.0
05705135 500700 OVERTIME COMPENSAT	1,000.00	1,000.00	.00	.00	.00	1,000.00	.0
05705135 500800 TEMPORARY	15,000.00	15,000.00	8,959.87	.00	.00	6,040.13	59.7
05705135 510100 FICA	8,140.00	8,140.00	5,118.20	503.13	.00	3,021.80	62.9
05705135 510200 MEDICARE	1,904.00	1,904.00	1,197.06	117.68	.00	706.94	62.9
05705135 510300 RETIREMENT	14,587.00	14,587.00	8,706.77	993.88	.00	5,880.23	59.7
05705135 510400 GROUP HEALTH INSUR	22,593.00	22,593.00	16,490.65	2,422.84	.00	6,102.35	73.0
05705135 510500 GROUP DENTAL INSUR	1,245.00	1,245.00	815.65	116.92	.00	429.35	65.5
05705135 510600 LIFE INSURANCE	180.00	180.00	98.56	13.44	.00	81.44	54.8
05705135 510700 UNEMPLOYMENT INSUR	121.00	121.00	100.29	9.84	.00	20.71	82.9
05705135 510900 WORKER'S COMPENSAT	5,081.00	5,081.00	3,685.38	377.52	.00	1,395.62	72.5
05705135 520600 KITCHEN SUPPLIES	4,500.00	4,500.00	3,809.66	160.89	238.36	451.98	90.0

BUDGET SUMMARIES REPORT
ACCOUNT SUMMARY JUNE 2024

FOR 2024 09

	ORIGINAL APPROP	REVISED BUDGET	YTD ACTUAL	MTD ACTUAL	ENCUMBRANCES	AVAILABLE BUDGET	PCT USE/COL
05705135 521900 FOOD	225,000.00	237,934.00	196,862.25	20,067.36	27,802.44	13,269.31	94.4
05705135 523100 NON-CAPITAL EQUIPM	2,000.00	2,000.00	.00	.00	.00	2,000.00	.0
05705135 530100 EQUIPMENT OPER/MAI	250.00	250.00	.00	.00	.00	250.00	.0
05705135 570100 RENTALS AND LEASES	2,200.00	2,200.00	771.03	85.67	257.01	1,171.96	46.7
TOTAL JUVENILE PROBATION	419,096.00	432,030.00	324,984.17	33,815.03	28,297.81	78,748.02	81.8%
TOTAL JUVENILE FOOD SERVICE	.00	.00	80,358.56	33,815.03	28,297.81	-108,656.37	100.0%
TOTAL REVENUES	-419,096.00	-432,030.00	-244,625.61	.00	.00	-187,404.39	
TOTAL EXPENSES	419,096.00	432,030.00	324,984.17	33,815.03	28,297.81	78,748.02	

067 CJD DWI COURT GRANT

000 UNDEFINED

067 420100 GRANT REVENUE	-50,796.00	-50,796.00	-20,032.06	.00	.00	-30,763.94	39.4
TOTAL UNDEFINED	-50,796.00	-50,796.00	-20,032.06	.00	.00	-30,763.94	39.4%

014 COURTS

06701420 520220 SUPPLIES/DRUG TEST	30,000.00	30,000.00	19,639.28	.00	.00	10,360.72	65.5
06701420 523000 NON-CAPITAL SOFTWA	2,700.00	2,700.00	.00	.00	.00	2,700.00	.0
06701420 550300 TRAVEL AND TRAININ	5,000.00	5,000.00	2,573.76	2,573.76	.00	2,426.24	51.5
06701420 561400 PROFESSIONAL SERVI	996.00	996.00	444.26	51.48	.00	551.74	44.6
06701420 562200 CONTRACT SERVICES	12,100.00	12,100.00	.00	.00	.00	12,100.00	.0
TOTAL COURTS	50,796.00	50,796.00	22,657.30	2,625.24	.00	28,138.70	44.6%
TOTAL CJD DWI COURT GRANT	.00	.00	2,625.24	2,625.24	.00	-2,625.24	100.0%
TOTAL REVENUES	-50,796.00	-50,796.00	-20,032.06	.00	.00	-30,763.94	
TOTAL EXPENSES	50,796.00	50,796.00	22,657.30	2,625.24	.00	28,138.70	

070 ON LINE ACCESS

000 UNDEFINED

070 470000 INTEREST INCOME	-7,000.00	-7,000.00	-11,455.06	-1,301.37	.00	4,455.06	163.6
----------------------------	-----------	-----------	------------	-----------	-----	----------	-------

BUDGET SUMMARIES REPORT
ACCOUNT SUMMARY JUNE 2024

FOR 2024 09

070	ON LINE ACCESS	ORIGINAL APPROP	REVISED BUDGET	YTD ACTUAL	MTD ACTUAL	ENCUMBRANCES	AVAILABLE BUDGET	PCT USE/COL
070 736100	DRAW FROM RESERVES	-178,000.00	-178,000.00	.00	.00	.00	-178,000.00	.0
	TOTAL UNDEFINED	-185,000.00	-185,000.00	-11,455.06	-1,301.37	.00	-173,544.94	6.2%

014 COURTS

07001420 520100	SUPPLIES/OTH OPER	97,000.00	97,000.00	5,206.24	520.00	1,540.00	90,253.76	7.0
07001420 523100	NON-CAPITAL EQUIPM	75,000.00	75,000.00	.00	.00	.00	75,000.00	.0
07001420 550300	TRAVEL AND TRAININ	8,000.00	8,000.00	.00	.00	.00	8,000.00	.0
07001420 562200	CONTRACT SERVICES	5,000.00	5,000.00	.00	.00	.00	5,000.00	.0
	TOTAL COURTS	185,000.00	185,000.00	5,206.24	520.00	1,540.00	178,253.76	3.6%
	TOTAL ON LINE ACCESS	.00	.00	-6,248.82	-781.37	1,540.00	4,708.82	100.0%
	TOTAL REVENUES	-185,000.00	-185,000.00	-11,455.06	-1,301.37	.00	-173,544.94	
	TOTAL EXPENSES	185,000.00	185,000.00	5,206.24	520.00	1,540.00	178,253.76	

072 CJD DRUG COURT GRANT

000 UNDEFINED

072 420100	GRANT REVENUE	-50,796.00	-50,796.00	-12,465.43	.00	.00	-38,330.57	24.5
	TOTAL UNDEFINED	-50,796.00	-50,796.00	-12,465.43	.00	.00	-38,330.57	24.5%

014 COURTS

07201420 520220	SUPPLIES/DRUG TEST	30,000.00	30,000.00	12,221.01	.00	.00	17,778.99	40.7
07201420 523000	NON-CAPITAL SOFTWA	2,700.00	2,700.00	.00	.00	.00	2,700.00	.0
07201420 550300	TRAVEL AND TRAININ	5,000.00	5,000.00	.00	.00	.00	5,000.00	.0
07201420 561400	PROFESSIONAL SERVI	996.00	996.00	244.42	.00	.00	751.58	24.5
07201420 562200	CONTRACT SERVICES	12,100.00	12,100.00	.00	.00	.00	12,100.00	.0
	TOTAL COURTS	50,796.00	50,796.00	12,465.43	.00	.00	38,330.57	24.5%
	TOTAL CJD DRUG COURT GRANT	.00	.00	.00	.00	.00	.00	.0%
	TOTAL REVENUES	-50,796.00	-50,796.00	-12,465.43	.00	.00	-38,330.57	
	TOTAL EXPENSES	50,796.00	50,796.00	12,465.43	.00	.00	38,330.57	

BUDGET SUMMARIES REPORT
ACCOUNT SUMMARY JUNE 2024

FOR 2024 09

074	COUNTY DRUG COURT COURT COST	ORIGINAL APPROP	REVISED BUDGET	YTD ACTUAL	MTD ACTUAL	ENCUMBRANCES	AVAILABLE BUDGET	PCT USE/COL
074 COUNTY DRUG COURT COURT COST								
000 UNDEFINED								
074 437000	DRUG COURT FEE	-4,000.00	-4,000.00	-505.39	.00	.00	-3,494.61	12.6
074 437200	COUNTY SPECIALTY COURT	-20,000.00	-20,000.00	-20,402.77	-2,661.66	.00	402.77	102.0
074 470000	INTEREST INCOME	-9,000.00	-9,000.00	-10,959.11	-1,288.83	.00	1,959.11	121.8
	TOTAL UNDEFINED	-33,000.00	-33,000.00	-31,867.27	-3,950.49	.00	-1,132.73	96.6%
014 COURTS								
07401420 550300	TRAVEL AND TRAININ	20,500.00	20,500.00	.00	.00	.00	20,500.00	.0
07401420 562200	CONTRACT SERVICES	12,500.00	12,500.00	.00	.00	.00	12,500.00	.0
	TOTAL COURTS	33,000.00	33,000.00	.00	.00	.00	33,000.00	.0%
	TOTAL COUNTY DRUG COURT COURT	.00	.00	-31,867.27	-3,950.49	.00	31,867.27	100.0%
	TOTAL REVENUES	-33,000.00	-33,000.00	-31,867.27	-3,950.49	.00	-1,132.73	
	TOTAL EXPENSES	33,000.00	33,000.00	.00	.00	.00	33,000.00	
075 DISPUTE RESOLUTION								
000 UNDEFINED								
075 438000	ADR FEES	-295,000.00	-295,000.00	-199,961.33	-24,921.95	.00	-95,038.67	67.8
075 438100	ADMIN FEES	-41,000.00	-41,000.00	-24,628.00	-1,158.00	.00	-16,372.00	60.1
075 438210	MEDIATION FEES	-56,000.00	-56,000.00	-25,532.82	-787.50	.00	-30,467.18	45.6
075 438400	TRAINING FEES	-23,125.00	-23,125.00	-8,812.50	.00	.00	-14,312.50	38.1
075 438500	ADR FEE OTH COUNTY	-1,000.00	-1,000.00	-954.70	-105.00	.00	-45.30	95.5
075 438600	CLIENT SERVICES	-4,500.00	-4,500.00	.00	.00	.00	-4,500.00	.0
075 470000	INTEREST INCOME	-1,000.00	-1,000.00	-516.30	.00	.00	-483.70	51.6
075 907600	XFER TO USDA-AG-MEDIATI	.00	.00	33,484.67	.00	.00	-33,484.67	100.0
	TOTAL UNDEFINED	-421,625.00	-421,625.00	-226,920.98	-26,972.45	.00	-194,704.02	53.8%
075 DISPUTE RESOLUTION								
07507525 500200	APPOINTED OFFICIAL	53,449.00	53,449.00	38,495.55	4,108.44	.00	14,953.45	72.0

BUDGET SUMMARIES REPORT
ACCOUNT SUMMARY JUNE 2024

FOR 2024 09

	ORIGINAL APPROP	REVISED BUDGET	YTD ACTUAL	MTD ACTUAL	ENCUMBRANCES	AVAILABLE BUDGET	PCT USE/COL
07507525 500600 STAFF EMPLOYEES	100,983.00	100,983.00	77,676.83	5,357.66	.00	23,306.17	76.9
07507525 500800 TEMPORARY	99,795.00	99,795.00	82,332.18	6,991.26	.00	17,462.82	82.5
07507525 510100 FICA	14,143.00	14,143.00	12,182.10	1,009.49	.00	1,960.90	86.1
07507525 510200 MEDICARE	3,308.00	3,308.00	2,848.90	236.07	.00	459.10	86.1
07507525 510300 RETIREMENT	15,077.00	15,077.00	12,840.26	1,051.68	.00	2,236.74	85.2
07507525 510400 GROUP HEALTH INSUR	13,195.00	13,195.00	10,638.51	559.98	.00	2,556.49	80.6
07507525 510500 GROUP DENTAL INSUR	730.00	730.00	771.94	58.84	.00	-41.94	105.7
07507525 510600 LIFE INSURANCE	110.00	110.00	111.65	7.40	.00	-1.65	101.5
07507525 510700 UNEMPLOYMENT INSUR	234.00	234.00	227.98	18.09	.00	6.02	97.4
07507525 510900 WORKER'S COMPENSAT	749.00	749.00	535.90	44.41	.00	213.10	71.5
07507525 520100 SUPPLIES/OTH OPER	10,140.00	15,140.00	8,821.30	256.24	1,311.83	5,006.87	66.9
07507525 520500 MARKETING	1,000.00	1,000.00	221.68	27.71	.00	778.32	22.2
07507525 522800 LAW BOOKS	1,636.00	1,636.00	487.00	.00	113.00	1,036.00	36.7
07507525 540100 COMMUNICATIONS - M	1,380.00	1,380.00	992.54	85.32	387.46	.00	100.0
07507525 550300 TRAVEL AND TRAININ	15,000.00	10,000.00	2,698.95	757.01	250.00	7,051.05	29.5
07507525 550500 ASSOCIATION DUES	1,256.00	1,256.00	908.85	245.00	.00	347.15	72.4
07507525 561400 PROFESSIONAL SERVI	4,440.00	4,440.00	777.00	37.00	160.00	3,503.00	21.1
07507525 562200 CONTRACT SERVICES	85,000.00	85,000.00	67,367.07	5,307.50	.00	17,632.93	79.3
TOTAL DISPUTE RESOLUTION	421,625.00	421,625.00	320,936.19	26,159.10	2,222.29	98,466.52	76.6%
TOTAL DISPUTE RESOLUTION	.00	.00	94,015.21	-813.35	2,222.29	-96,237.50	100.0%
TOTAL REVENUES	-421,625.00	-421,625.00	-260,405.65	-26,972.45	.00	-161,219.35	
TOTAL EXPENSES	421,625.00	421,625.00	354,420.86	26,159.10	2,222.29	64,981.85	
076 USDA AG MEDIATION GRANT							
000 UNDEFINED							
076 422010 FSA-USDA GRANT REVENUE	-300,000.00	-300,000.00	-90,599.64	.00	.00	-209,400.36	30.2
076 438220 PROGRAM INCOME	-1,500.00	-1,500.00	.00	.00	.00	-1,500.00	.0
076 480000 IN-KIND REVENUE	-118,500.00	-118,500.00	-3,003.75	.00	.00	-115,496.25	2.5
076 489900 OTHER REVENUE	.00	.00	-2,340.00	.00	.00	2,340.00	100.0
076 807500 XFBR FROM DISPUTE RESOL	.00	.00	-33,484.67	.00	.00	33,484.67	100.0
TOTAL UNDEFINED	-420,000.00	-420,000.00	-129,428.06	.00	.00	-290,571.94	30.8%
076 USDA AG MEDIATION GRANT							
07607625 500200 APPOINTED OFFICIAL	53,650.00	53,650.00	38,978.10	4,108.44	.00	14,671.90	72.7

BUDGET SUMMARIES REPORT
ACCOUNT SUMMARY JUNE 2024

FOR 2024 09

	ORIGINAL APPROP	REVISED BUDGET	YTD ACTUAL	MTD ACTUAL	ENCUMBRANCES	AVAILABLE BUDGET	PCT USE/COL
07607625 500600 STAFF EMPLOYEES	123,185.00	123,185.00	70,813.49	3,794.16	.00	52,371.51	57.5
07607625 500800 TEMPORARY	.00	.00	9,527.28	2,940.54	.00	-9,527.28	100.0
07607625 510100 FICA	10,963.00	10,963.00	7,245.35	662.05	.00	3,717.65	66.1
07607625 510200 MEDICARE	2,564.00	2,564.00	1,694.63	154.85	.00	869.37	66.1
07607625 510300 RETIREMENT	21,043.00	21,043.00	12,197.85	877.98	.00	8,845.15	58.0
07607625 510400 GROUP HEALTH INSUR	18,828.00	18,828.00	9,351.50	560.02	.00	9,476.50	49.7
07607625 510500 GROUP DENTAL INSUR	1,038.00	1,038.00	636.63	47.16	.00	401.37	61.3
07607625 510600 LIFE INSURANCE	75.00	75.00	89.99	6.04	.00	-14.99	120.0
07607625 510700 UNEMPLOYMENT INSUR	177.00	177.00	137.81	11.95	.00	39.19	77.9
07607625 510900 WORKER'S COMPENSAT	477.00	477.00	322.27	29.29	.00	154.73	67.6
07607625 520100 SUPPLIES/OTH OPER	4,000.00	4,000.00	2,848.20	278.90	518.45	633.35	84.2
07607625 520500 MARKETING	800.00	800.00	704.65	.00	.00	95.35	88.1
07607625 522500 POSTAGE	200.00	200.00	112.00	.00	.00	88.00	56.0
07607625 550300 TRAVEL AND TRAININ	39,500.00	39,500.00	9,303.85	2,732.96	.00	30,196.15	23.6
07607625 562200 CONTRACT SERVICES	25,000.00	25,000.00	6,205.00	1,915.00	12,000.00	6,795.00	72.8
07607625 599000 IN-KIND EXPENSE	118,500.00	118,500.00	5,343.75	.00	.00	113,156.25	4.5
TOTAL USDA AG MEDIATION GRANT	420,000.00	420,000.00	175,512.35	18,119.34	12,518.45	231,969.20	44.8%
TOTAL USDA AG MEDIATION GRANT	.00	.00	46,084.29	18,119.34	12,518.45	-58,602.74	100.0%
TOTAL REVENUES	-420,000.00	-420,000.00	-129,428.06	.00	.00	-290,571.94	
TOTAL EXPENSES	420,000.00	420,000.00	175,512.35	18,119.34	12,518.45	231,969.20	
077 DOMESTIC RELATIONS OFFICE							
000 UNDEFINED							
077 420100 GRANT REVENUE	.00	-7,625.00	-2,475.00	5,150.00	.00	-5,150.00	32.5
077 438010 DRO FEES LUBBOCK COUNTY	-16,080.00	-16,080.00	-11,597.70	-1,613.44	.00	-4,482.30	72.1
077 438100 ADMIN FEES	.00	.00	-175.00	.00	.00	175.00	100.0
077 438200 SERVICE FEES	-52,800.00	-52,800.00	-22,740.99	-1,028.13	.00	-30,059.01	43.1
077 438510 SUPERVISED VISITATION	-21,600.00	-21,600.00	-16,644.00	-60.00	.00	-4,956.00	77.1
077 438700 COMMUNITY SUPERVISION	-60,000.00	-60,000.00	-57,639.67	-6,094.75	.00	-2,360.33	96.1
077 470000 INTEREST INCOME	.00	.00	-363.81	.00	.00	363.81	100.0
077 736100 DRAW FROM RESERVES	-28,665.00	-28,665.00	.00	.00	.00	-28,665.00	.0
TOTAL UNDEFINED	-179,145.00	-186,770.00	-111,636.17	-3,646.32	.00	-75,133.83	59.8%
075 DISPUTE RESOLUTION							
07707525 500200 APPOINTED OFFICIAL	.00	.00	1,622.55	.00	.00	-1,622.55	100.0

BUDGET SUMMARIES REPORT
ACCOUNT SUMMARY JUNE 2024

FOR 2024 09

	ORIGINAL APPROP	REVISED BUDGET	YTD ACTUAL	MTD ACTUAL	ENCUMBRANCES	AVAILABLE BUDGET	PCT USE/COL
07707525 500600 STAFF EMPLOYEES	49,688.00	49,688.00	38,715.75	3,721.15	.00	10,972.25	77.9
07707525 500800 TEMPORARY	20,440.00	20,440.00	22,019.30	3,291.80	.00	-1,579.30	107.7
07707525 510100 FICA	4,348.00	4,348.00	3,838.53	434.81	.00	509.47	88.3
07707525 510200 MEDICARE	1,017.00	1,017.00	897.77	101.70	.00	119.23	88.3
07707525 510300 RETIREMENT	5,520.00	5,520.00	4,481.61	413.42	.00	1,038.39	81.2
07707525 510400 GROUP HEALTH INSUR	8,232.00	8,232.00	3,987.78	.00	.00	4,244.22	48.4
07707525 510500 GROUP DENTAL INSUR	415.00	415.00	218.62	.00	.00	196.38	52.7
07707525 510600 LIFE INSURANCE	60.00	60.00	31.32	.00	.00	28.68	52.2
07707525 510700 UNEMPLOYMENT INSUR	91.00	91.00	72.15	7.73	.00	18.85	79.3
07707525 510900 WORKER'S COMPENSAT	189.00	189.00	168.39	18.94	.00	20.61	89.1
07707525 520100 SUPPLIES/OTH OPER	2,400.00	3,900.00	2,044.34	142.04	1,113.71	741.95	81.0
07707525 522800 LAW BOOKS	200.00	200.00	.00	.00	200.00	.00	100.0
07707525 550300 TRAVEL AND TRAININ	4,000.00	2,500.00	1,030.96	.00	.00	1,469.04	41.2
07707525 550500 ASSOCIATION DUES	310.00	310.00	.00	.00	.00	310.00	.0
07707525 562200 CONTRACT SERVICES	82,235.00	82,235.00	58,657.62	4,718.50	.00	23,577.38	71.3
07707525 562203 CONTRACT SVCE-STUD	.00	7,625.00	475.00	.00	.00	7,150.00	6.2
TOTAL DISPUTE RESOLUTION	179,145.00	186,770.00	138,261.69	12,850.09	1,313.71	47,194.60	74.7%
TOTAL DOMESTIC RELATIONS OFFIC	.00	.00	26,625.52	9,203.77	1,313.71	-27,939.23	100.0%
TOTAL REVENUES	-179,145.00	-186,770.00	-111,636.17	-3,646.32	.00	-75,133.83	
TOTAL EXPENSES	179,145.00	186,770.00	138,261.69	12,850.09	1,313.71	47,194.60	

079 VENUE HOT & STVR TAX

000 UNDEFINED

079 401200 HOT TAX	-2,400,000.00	-2,400,000.00	-1,591,508.78	-223,921.38	.00	-808,491.22	66.3
079 401400 HOT TAX PENALTY & INTER	-6,000.00	-6,000.00	-3,160.42	-662.33	.00	-2,839.58	52.7
079 401600 SHORT TERM VEHICLE RENT	-800,000.00	-800,000.00	-608,272.32	-82,279.22	.00	-191,727.68	76.0
079 401700 STVR PENALTY AND INTERE	-50.00	-50.00	-39.38	.00	.00	-10.62	78.8
079 470000 INTEREST INCOME	-300,000.00	-300,000.00	-365,069.44	-35,027.45	.00	65,069.44	121.7
079 489900 OTHER REVENUE	-20,000.00	-20,000.00	-762.30	.00	.00	-19,237.70	3.8
079 820800 XFER FROM SPECIAL TAX R	-35,000.00	-35,000.00	-35,000.00	.00	.00	.00	100.0
079 920800 XFER TO SPECIAL TAX REV	1,210,570.00	1,210,570.00	1,210,570.00	.00	.00	.00	100.0
079 930800 XFER TO VENUE CAPITAL P	.00	1,800,000.00	1,800,000.00	.00	.00	.00	100.0
TOTAL UNDEFINED	-2,350,480.00	-550,480.00	406,757.36	-341,890.38	.00	-957,237.36	-73.9%

001 COMMISSIONERS' COURT

07900110 520100 SUPPLIES/OTH OPER	1,131,740.00	331,610.00	134.95	36.23	.00	331,475.05	.0
-----------------------------------	--------------	------------	--------	-------	-----	------------	----

BUDGET SUMMARIES REPORT
ACCOUNT SUMMARY JUNE 2024

FOR 2024 09

	ORIGINAL APPROP	REVISED BUDGET	YTD ACTUAL	MTD ACTUAL	ENCUMBRANCES	AVAILABLE BUDGET	PCT USE/COL
07900110 550300 TRAVEL AND TRAININ	2,000.00	2,000.00	.00	.00	.00	2,000.00	.0
07900110 561400 PROFESSIONAL SERVI	49,500.00	49,500.00	.00	.00	125.00	49,375.00	.3
07900110 580100 INSURANCE AND BOND	1,500.00	1,630.00	1,086.00	.00	543.00	1.00	99.9
07900110 599900 OTHER CHARGES	1,165,740.00	165,740.00	.00	.00	.00	165,740.00	.0
TOTAL COMMISSIONERS' COURT	2,350,480.00	550,480.00	1,220.95	36.23	668.00	548,591.05	.3%
TOTAL VENUE HOT & STVR TAX	.00	.00	407,978.31	-341,854.15	668.00	-408,646.31	100.0%
TOTAL REVENUES	-3,561,050.00	-3,561,050.00	-2,603,812.64	-341,890.38	.00	-957,237.36	
TOTAL EXPENSES	3,561,050.00	3,561,050.00	3,011,790.95	36.23	668.00	548,591.05	

081 LAW LIBRARY

000 UNDEFINED

081 450900 COUNTY CLERK	-67,500.00	-67,500.00	-50,715.00	-5,320.00	.00	-16,785.00	75.1
081 451000 DISTRICT CLERK	-104,700.00	-104,700.00	-72,135.54	-9,997.61	.00	-32,564.46	68.9
081 470000 INTEREST INCOME	-75.00	-75.00	-91.60	-45.43	.00	16.60	122.1
081 484601 COPIES-NETWORK PRINTER	-100.00	-100.00	-58.90	-3.90	.00	-41.10	58.9
081 489900 OTHER REVENUE	-175.00	-175.00	.00	.00	.00	-175.00	.0
081 801100 XFER FROM GENERAL FUND	-27,946.00	-27,946.00	-27,946.00	.00	.00	.00	100.0
TOTAL UNDEFINED	-200,496.00	-200,496.00	-150,947.04	-15,366.94	.00	-49,548.96	75.3%

081 LAW LIBRARY

08108125 500600 STAFF EMPLOYEES	61,431.00	61,431.00	46,251.78	4,936.84	.00	15,179.22	75.3
08108125 500800 TEMPORARY	5,688.00	5,688.00	2,745.75	467.25	.00	2,942.25	48.3
08108125 510100 FICA	3,777.00	3,777.00	2,921.29	321.00	.00	855.71	77.3
08108125 510200 MEDICARE	1,247.00	1,247.00	683.27	75.07	.00	563.73	54.8
08108125 510300 RETIREMENT	6,512.00	6,512.00	5,138.55	548.48	.00	1,373.45	78.9
08108125 510400 GROUP HEALTH INSUR	7,531.00	7,531.00	5,466.87	575.46	.00	2,064.13	72.6
08108125 510500 GROUP DENTAL INSUR	415.00	415.00	298.11	31.38	.00	116.89	71.8
08108125 510600 LIFE INSURANCE	60.00	60.00	42.56	4.48	.00	17.44	70.9
08108125 510700 UNEMPLOYMENT INSUR	57.00	57.00	56.50	5.96	.00	.50	99.1
08108125 510900 WORKER'S COMPENSAT	497.00	497.00	411.53	45.39	.00	85.47	82.8
08108125 520100 SUPPLIES/OTH OPER	900.00	900.00	639.52	40.00	.00	260.48	71.1
08108125 550500 ASSOCIATION DUES	385.00	385.00	372.00	25.00	.00	13.00	96.6
08108125 561400 PROFESSIONAL SERVI	9,300.00	9,300.00	6,200.00	775.00	3,100.00	.00	100.0

BUDGET SUMMARIES REPORT
ACCOUNT SUMMARY JUNE 2024

FOR 2024 09

	ORIGINAL APPROP	REVISED BUDGET	YTD ACTUAL	MTD ACTUAL	ENCUMBRANCES	AVAILABLE BUDGET	PCT USE/COL
08108125 630200 BOOKS AND PERIODIC	102,696.00	102,696.00	87,746.78	5,611.00	14,908.00	41.22	100.0
TOTAL LAW LIBRARY	200,496.00	200,496.00	158,974.51	13,462.31	18,008.00	23,513.49	88.3%
TOTAL LAW LIBRARY	.00	.00	8,027.47	-1,904.63	18,008.00	-26,035.47	100.0%
TOTAL REVENUES	-200,496.00	-200,496.00	-150,947.04	-15,366.94	.00	-49,548.96	
TOTAL EXPENSES	200,496.00	200,496.00	158,974.51	13,462.31	18,008.00	23,513.49	

083 ELECTION SERVICES

000 UNDEFINED

083 453000 ELECTION SERVICES CONTR	-1,067,774.00	-1,067,774.00	.00	.00	.00	-1,067,774.00	.0
TOTAL UNDEFINED	-1,067,774.00	-1,067,774.00	.00	.00	.00	-1,067,774.00	.0%

077 ELECTIONS

08307770 500600 STAFF EMPLOYEES	47,251.00	47,251.00	38,171.49	16,505.33	.00	9,079.51	80.8
08307770 500700 OVERTIME COMPENSAT	47,250.00	47,250.00	54,267.10	11,489.77	.00	-7,017.10	114.9
08307770 500800 TEMPORARY	20,000.00	20,000.00	.00	.00	.00	20,000.00	.0
08307770 510100 FICA	7,099.00	7,099.00	5,501.25	1,660.53	.00	1,597.75	77.5
08307770 510200 MEDICARE	1,735.00	1,735.00	1,286.53	388.32	.00	448.47	74.2
08307770 510300 RETIREMENT	10,016.00	10,016.00	10,269.69	3,110.27	.00	-253.69	102.5
08307770 510400 GROUP HEALTH INSUR	.00	.00	10,732.20	3,494.18	.00	-10,732.20	100.0
08307770 510500 GROUP DENTAL INSUR	.00	.00	551.16	176.77	.00	-551.16	100.0
08307770 510600 LIFE INSURANCE	.00	.00	68.91	21.64	.00	-68.91	100.0
08307770 510700 UNEMPLOYMENT INSUR	120.00	120.00	102.20	30.77	.00	17.80	85.2
08307770 510900 WORKER'S COMPENSAT	303.00	303.00	3,643.09	1,143.55	.00	-3,340.09	1202.3
08307770 520100 SUPPLIES/OTH OPER	24,000.00	24,000.00	4,780.62	.00	.00	19,219.38	19.9
08307770 522500 POSTAGE	25,000.00	25,000.00	19,789.51	.00	.00	5,210.49	79.2
08307770 522900 PUBLICATIONS LEGAL	500.00	500.00	147.00	36.00	.00	353.00	29.4
08307770 530200 VEHICLE OPERATION/	4,500.00	4,500.00	681.03	220.76	2,318.97	1,500.00	66.7
08307770 550300 TRAVEL AND TRAININ	10,000.00	10,000.00	754.50	27.47	.00	9,245.50	7.5
08307770 561400 PROFESSIONAL SERVI	18,000.00	18,000.00	.00	.00	.00	18,000.00	.0
08307770 562200 CONTRACT SERVICES	816,000.00	786,000.00	292,312.88	61,601.05	238,813.08	254,874.04	67.6
08307770 570100 RENTALS AND LEASES	36,000.00	66,000.00	22,661.51	7,763.74	14,609.19	28,729.30	56.5
TOTAL ELECTIONS	1,067,774.00	1,067,774.00	465,720.67	107,670.15	255,741.24	346,312.09	67.6%

BUDGET SUMMARIES REPORT
ACCOUNT SUMMARY JUNE 2024

FOR 2024 09

	ORIGINAL APPROP	REVISED BUDGET	YTD ACTUAL	MTD ACTUAL	ENCUMBRANCES	AVAILABLE BUDGET	PCT USE/COL
TOTAL ELECTION SERVICES	.00	.00	465,720.67	107,670.15	255,741.24	-721,461.91	100.0%
TOTAL REVENUES	-1,067,774.00	-1,067,774.00	.00	.00	.00	-1,067,774.00	
TOTAL EXPENSES	1,067,774.00	1,067,774.00	465,720.67	107,670.15	255,741.24	346,312.09	
085 ELECTION ADMINISTRATION							
000 UNDEFINED							
085 453000 ELECTION SERVICES CONTR	-35,300.00	-35,300.00	.00	.00	.00	-35,300.00	.0
085 470000 INTEREST INCOME	-7,000.00	-7,000.00	-9,964.32	-1,119.08	.00	2,964.32	142.3
TOTAL UNDEFINED	-42,300.00	-42,300.00	-9,964.32	-1,119.08	.00	-32,335.68	23.6%
077 ELECTIONS							
08507770 530800 SOFTWARE MAINTENAN	20,000.00	20,000.00	19,337.00	.00	.00	663.00	96.7
08507770 550300 TRAVEL AND TRAININ	22,300.00	22,300.00	2,332.40	.00	.00	19,967.60	10.5
08507770 608500 CAPITAL OUTLAY-ELE	.00	151,175.00	.00	.00	.00	151,175.00	.0
TOTAL ELECTIONS	42,300.00	193,475.00	21,669.40	.00	.00	171,805.60	11.2%
TOTAL ELECTION ADMINISTRATION	.00	151,175.00	11,705.08	-1,119.08	.00	139,469.92	7.7%
TOTAL REVENUES	-42,300.00	-42,300.00	-9,964.32	-1,119.08	.00	-32,335.68	
TOTAL EXPENSES	42,300.00	193,475.00	21,669.40	.00	.00	171,805.60	
086 ELECTION EQUIPMENT							
000 UNDEFINED							
086 453000 ELECTION SERVICES CONTR	-106,000.00	-106,000.00	.00	.00	.00	-106,000.00	.0
086 470000 INTEREST INCOME	-5,000.00	-5,000.00	-17,194.10	-1,818.56	.00	12,194.10	343.9
TOTAL UNDEFINED	-111,000.00	-111,000.00	-17,194.10	-1,818.56	.00	-93,805.90	15.5%
077 ELECTIONS							
08607770 520100 SUPPLIES/OTH OPER	.00	16,540.00	12,671.80	.00	.00	3,868.20	76.6

BUDGET SUMMARIES REPORT
ACCOUNT SUMMARY JUNE 2024

FOR 2024 09

	ORIGINAL APPROP	REVISED BUDGET	YTD ACTUAL	MTD ACTUAL	ENCUMBRANCES	AVAILABLE BUDGET	PCT USE/COL
08607770 523100 NON-CAPITAL EQUIPM	.00	13,000.00	12,184.99	.00	.00	815.01	93.7
08607770 530100 EQUIPMENT OPER/MAI	111,000.00	111,000.00	106,500.00	.00	.00	4,500.00	95.9
08607770 667700 CAPITAL OUTLAY-ELE	.00	157,175.00	.00	.00	.00	157,175.00	.0
TOTAL ELECTIONS	111,000.00	297,715.00	131,356.79	.00	.00	166,358.21	44.1%
TOTAL ELECTION EQUIPMENT	.00	186,715.00	114,162.69	-1,818.56	.00	72,552.31	61.1%
TOTAL REVENUES	-111,000.00	-111,000.00	-17,194.10	-1,818.56	.00	-93,805.90	
TOTAL EXPENSES	111,000.00	297,715.00	131,356.79	.00	.00	166,358.21	
088 SETTLEMENTS FUND							
000 UNDEFINED							
088 470000 INTEREST INCOME	.00	-500.00	-1,291.27	-612.20	.00	791.27	258.3
088 481530 OTHER SETTLEMENT - OPIO	.00	-84,261.00	-84,260.92	.00	.00	-.08	100.0
088 481535 OTHER SETTLEMENT - VWAG	.00	-81,250.00	-81,250.00	-81,250.00	.00	.00	100.0
TOTAL UNDEFINED	.00	-166,011.00	-166,802.19	-81,862.20	.00	791.19	100.5%
002 COUNTY JUDGE							
08800210 561400 PROFESSIONAL SERVI	.00	166,011.00	.00	.00	.00	166,011.00	.0
TOTAL COUNTY JUDGE	.00	166,011.00	.00	.00	.00	166,011.00	.0%
TOTAL SETTLEMENTS FUND	.00	.00	-166,802.19	-81,862.20	.00	166,802.19	100.0%
TOTAL REVENUES	.00	-166,011.00	-166,802.19	-81,862.20	.00	791.19	
TOTAL EXPENSES	.00	166,011.00	.00	.00	.00	166,011.00	
090 DIST CLK RECORDS MGT. AND PRES							
000 UNDEFINED							
090 431200 DISTRICT CLERK RECORDS	-550.00	-550.00	-53,836.61	-7,011.87	.00	53,286.61	9788.5
090 470000 INTEREST INCOME	-1,600.00	-1,600.00	-1,559.27	-308.35	.00	-40.73	97.5

BUDGET SUMMARIES REPORT
ACCOUNT SUMMARY JUNE 2024

FOR 2024 09

090	DIST CLK RECORDS MGT. AND PRES	ORIGINAL APPROP	REVISED BUDGET	YTD ACTUAL	MTD ACTUAL	ENCUMBRANCES	AVAILABLE BUDGET	PCT USE/COL
090 736100	DRAW FROM RESERVES	-21,960.00	-21,960.00	.00	.00	.00	-21,960.00	.0
	TOTAL UNDEFINED	-24,110.00	-24,110.00	-55,395.88	-7,320.22	.00	31,285.88	229.8%
023 DISTRICT CLERK								
09002320	500800 TEMPORARY	22,201.00	22,201.00	6,940.00	655.00	.00	15,261.00	31.3
09002320	510100 FICA	1,277.00	1,277.00	430.28	40.61	.00	846.72	33.7
09002320	510200 MEDICARE	299.00	299.00	100.66	9.50	.00	198.34	33.7
09002320	510700 UNEMPLOYMENT INSUR	16.00	16.00	8.02	.72	.00	7.98	50.1
09002320	510900 WORKER'S COMPENSAT	9.00	9.00	18.73	1.77	.00	-9.73	208.1
09002320	520100 SUPPLIES/OTH OPER	308.00	6,808.00	5,720.00	299.00	.00	1,088.00	84.0
	TOTAL DISTRICT CLERK	24,110.00	30,610.00	13,217.69	1,006.60	.00	17,392.31	43.2%
	TOTAL DIST CLK RECORDS MGT. AN	.00	6,500.00	-42,178.19	-6,313.62	.00	48,678.19	-648.9%
	TOTAL REVENUES	-24,110.00	-24,110.00	-55,395.88	-7,320.22	.00	31,285.88	
	TOTAL EXPENSES	24,110.00	30,610.00	13,217.69	1,006.60	.00	17,392.31	
091 CTY CLK RECORDS MGT. AND PRES								
000 UNDEFINED								
091 431200	COUNTY CLERK RECORDS MG	-553,500.00	-553,500.00	-410,538.08	-53,797.00	.00	-142,961.92	74.2
091 470000	INTEREST INCOME	-171,000.00	-171,000.00	-205,435.57	-24,206.67	.00	34,435.57	120.1
	TOTAL UNDEFINED	-724,500.00	-724,500.00	-615,973.65	-78,003.67	.00	-108,526.35	85.0%
003 COUNTY CLERK								
09100310	500600 STAFF EMPLOYEES	105,000.00	105,000.00	.00	.00	.00	105,000.00	.0
09100310	500700 OVERTIME COMPENSAT	1,000.00	1,000.00	.00	.00	.00	1,000.00	.0
09100310	500900 PART TIME POSITION	40,000.00	40,000.00	15,930.39	1,533.27	.00	24,069.61	39.8
09100310	510100 FICA	8,899.00	8,899.00	987.68	95.06	.00	7,911.32	11.1
09100310	510200 MEDICARE	2,082.00	2,082.00	230.98	22.23	.00	1,851.02	11.1
09100310	510300 RETIREMENT	15,947.00	15,947.00	1,769.90	170.35	.00	14,177.10	11.1
09100310	510400 GROUP HEALTH INSUR	15,062.00	15,062.00	.00	.00	.00	15,062.00	.0

BUDGET SUMMARIES REPORT
ACCOUNT SUMMARY JUNE 2024

FOR 2024 09

	ORIGINAL APPROP	REVISED BUDGET	YTD ACTUAL	MTD ACTUAL	ENCUMBRANCES	AVAILABLE BUDGET	PCT USE/COL
09100310 510500 GROUP DENTAL INSUR	830.00	830.00	.00	.00	.00	830.00	.0
09100310 510600 LIFE INSURANCE	120.00	120.00	.00	.00	.00	120.00	.0
09100310 510700 UNEMPLOYMENT INSUR	130.00	130.00	18.38	1.69	.00	111.62	14.1
09100310 510900 WORKER'S COMPENSAT	388.00	388.00	43.03	4.14	.00	344.97	11.1
09100310 520100 SUPPLIES/OTH OPER	34,000.00	34,000.00	.00	.00	.00	34,000.00	.0
09100310 530100 EQUIPMENT OPER/MAI	15,000.00	15,000.00	.00	.00	.00	15,000.00	.0
09100310 561400 PROFESSIONAL SERVI	286,042.00	286,042.00	.00	.00	.00	286,042.00	.0
09100310 562200 CONTRACT SERVICES	200,000.00	200,000.00	.00	.00	.00	200,000.00	.0
TOTAL COUNTY CLERK	724,500.00	724,500.00	18,980.36	1,826.74	.00	705,519.64	2.6%
TOTAL CTY CLK RECORDS MGT. AND	.00	.00	-596,993.29	-76,176.93	.00	596,993.29	100.0%
TOTAL REVENUES	-724,500.00	-724,500.00	-615,973.65	-78,003.67	.00	-108,526.35	
TOTAL EXPENSES	724,500.00	724,500.00	18,980.36	1,826.74	.00	705,519.64	

092 CTY RECORDS MGT. AND PRES

000 UNDEFINED

092 431400 COUNTY RECORDS MGT. & P	-83,715.00	-83,715.00	-43,054.00	-6,889.42	.00	-40,661.00	51.4
092 470000 INTEREST INCOME	-6,000.00	-6,000.00	-19,440.31	-2,094.29	.00	13,440.31	324.0
TOTAL UNDEFINED	-89,715.00	-89,715.00	-62,494.31	-8,983.71	.00	-27,220.69	69.7%

001 COMMISSIONERS' COURT

09200110 500600 STAFF EMPLOYEES	60,678.00	60,678.00	44,009.89	4,618.33	.00	16,668.11	72.5
09200110 510100 FICA	3,737.00	3,737.00	2,474.37	259.57	.00	1,262.63	66.2
09200110 510200 MEDICARE	875.00	875.00	578.62	60.70	.00	296.38	66.1
09200110 510300 RETIREMENT	6,697.00	6,697.00	4,889.54	513.10	.00	1,807.46	73.0
09200110 510400 GROUP HEALTH INSUR	7,531.00	7,531.00	7,350.72	773.76	.00	180.28	97.6
09200110 510500 GROUP DENTAL INSUR	415.00	415.00	337.63	35.54	.00	77.37	81.4
09200110 510600 LIFE INSURANCE	60.00	60.00	42.56	4.48	.00	17.44	70.9
09200110 510700 UNEMPLOYMENT INSUR	55.00	55.00	50.74	5.08	.00	4.26	92.3
09200110 510900 WORKER'S COMPENSAT	474.00	474.00	369.73	38.80	.00	104.27	78.0
09200110 520100 SUPPLIES/OTH OPER	6,193.00	6,193.00	.00	.00	.00	6,193.00	.0
09200110 550300 TRAVEL AND TRAININ	3,000.00	3,000.00	.00	.00	.00	3,000.00	.0
TOTAL COMMISSIONERS' COURT	89,715.00	89,715.00	60,103.80	6,309.36	.00	29,611.20	67.0%

BUDGET SUMMARIES REPORT
ACCOUNT SUMMARY JUNE 2024

FOR 2024 09

	ORIGINAL APPROP	REVISED BUDGET	YTD ACTUAL	MTD ACTUAL	ENCUMBRANCES	AVAILABLE BUDGET	PCT USE/COL
TOTAL CTY RECORDS MGT. AND PRE	.00	.00	-2,390.51	-2,674.35	.00	2,390.51	100.0%
TOTAL REVENUES	-89,715.00	-89,715.00	-62,494.31	-8,983.71	.00	-27,220.69	
TOTAL EXPENSES	89,715.00	89,715.00	60,103.80	6,309.36	.00	29,611.20	
093 COURTHOUSE SECURITY							
000 UNDEFINED							
093 431510 COURTHOUSE SECURITY FEE	-137,607.00	-137,607.00	-103,305.60	-11,490.20	.00	-34,301.40	75.1
093 470000 INTEREST INCOME	-3,000.00	-3,000.00	-5,434.31	-545.14	.00	2,434.31	181.1
TOTAL UNDEFINED	-140,607.00	-140,607.00	-108,739.91	-12,035.34	.00	-31,867.09	77.3%
046 SHERIFF							
09304630 500600 STAFF EMPLOYEES	73,480.00	73,480.00	97,038.01	9,141.46	.00	-23,558.01	132.1
09304630 500700 OVERTIME COMPENSAT	3,000.00	3,000.00	347.71	61.36	.00	2,652.29	11.6
09304630 501300 LONGEVITY	1,180.00	1,180.00	91.25	.00	.00	1,088.75	7.7
09304630 510100 FICA	4,654.00	4,654.00	5,880.94	565.02	.00	-1,226.94	126.4
09304630 510200 MEDICARE	1,089.00	1,089.00	1,375.41	132.14	.00	-286.41	126.3
09304630 510300 RETIREMENT	7,978.00	7,978.00	10,829.66	1,022.43	.00	-2,851.66	135.7
09304630 510400 GROUP HEALTH INSUR	11,071.00	11,071.00	11,844.72	1,088.53	.00	-773.72	107.0
09304630 510500 GROUP DENTAL INSUR	610.00	610.00	618.64	59.36	.00	-8.64	101.4
09304630 510600 LIFE INSURANCE	88.00	88.00	86.90	8.48	.00	1.10	98.8
09304630 510700 UNEMPLOYMENT INSUR	71.00	71.00	112.68	10.13	.00	-41.68	158.7
09304630 510900 WORKER'S COMPENSAT	4,386.00	4,386.00	4,113.50	388.36	.00	272.50	93.8
09304630 520100 SUPPLIES/OTH OPER	12,200.00	12,200.00	2,839.63	.00	500.00	8,860.37	27.4
09304630 522400 UNIFORMS	7,800.00	7,800.00	2,063.24	.00	1,156.76	4,580.00	41.3
09304630 523100 NON-CAPITAL EQUIPM	8,000.00	8,000.00	7,281.62	.00	.00	718.38	91.0
09304630 550300 TRAVEL AND TRAININ	5,000.00	5,000.00	1,433.00	458.00	.00	3,567.00	28.7
TOTAL SHERIFF	140,607.00	140,607.00	145,956.91	12,935.27	1,656.76	-7,006.67	105.0%
TOTAL COURTHOUSE SECURITY	.00	.00	37,217.00	899.93	1,656.76	-38,873.76	100.0%
TOTAL REVENUES	-140,607.00	-140,607.00	-108,739.91	-12,035.34	.00	-31,867.09	
TOTAL EXPENSES	140,607.00	140,607.00	145,956.91	12,935.27	1,656.76	-7,006.67	
094 COURT RECORD PRESERVATION							
000 UNDEFINED							

BUDGET SUMMARIES REPORT
ACCOUNT SUMMARY JUNE 2024

FOR 2024 09

094	COURT RECORD PRESERVATION	ORIGINAL APPROP	REVISED BUDGET	YTD ACTUAL	MTD ACTUAL	ENCUMBRANCES	AVAILABLE BUDGET	PCT USE/COL
094 430500	COUNTY CLERK COURT RECO	-100.00	-100.00	.00	.00	.00	-100.00	.0
094 432600	DISTRICT CLERK COURT RE	-200.00	-200.00	-91.26	.00	.00	-108.74	45.6
094 470000	INTEREST INCOME	-9,000.00	-9,000.00	-9,574.02	-1,092.50	.00	574.02	106.4
094 736100	DRAW FROM RESERVES	-46,200.00	-46,200.00	.00	.00	.00	-46,200.00	.0
TOTAL UNDEFINED		-55,500.00	-55,500.00	-9,665.28	-1,092.50	.00	-45,834.72	17.4%
001 COMMISSIONERS' COURT								
09400110 520200	SUPPLIES/OTH OPER	500.00	500.00	.00	.00	500.00	.00	100.0
09400110 520300	SUPPLIES/OTH OPER	10,000.00	10,000.00	830.00	.00	1,595.00	7,575.00	24.3
09400110 530400	EQUIPMENT OPER/MAI	5,000.00	5,000.00	.00	.00	.00	5,000.00	.0
09400110 561403	PROFESSIONAL SERVI	20,000.00	20,000.00	.00	.00	.00	20,000.00	.0
09400110 562500	CONTRACT SERVICES	20,000.00	20,000.00	.00	.00	16,244.26	3,755.74	81.2
TOTAL COMMISSIONERS' COURT		55,500.00	55,500.00	830.00	.00	18,339.26	36,330.74	34.5%
TOTAL COURT RECORD PRESERVATIO		.00	.00	-8,835.28	-1,092.50	18,339.26	-9,503.98	100.0%
TOTAL REVENUES		-55,500.00	-55,500.00	-9,665.28	-1,092.50	.00	-45,834.72	
TOTAL EXPENSES		55,500.00	55,500.00	830.00	.00	18,339.26	36,330.74	
095 LOCAL TRUANCY PREVENT & DIVERS								
000 UNDEFINED								
095 435500	TRUANCY PREVENTION	-14,338.00	-14,338.00	-11,368.87	-1,493.13	.00	-2,969.13	79.3
095 470000	INTEREST INCOME	-1,160.00	-1,160.00	-2,046.45	-250.64	.00	886.45	176.4
TOTAL UNDEFINED		-15,498.00	-15,498.00	-13,415.32	-1,743.77	.00	-2,082.68	86.6%
001 COMMISSIONERS' COURT								
09500110 562200	CONTRACT SERVICES	15,498.00	15,498.00	1,000.00	.00	.00	14,498.00	6.5
TOTAL COMMISSIONERS' COURT		15,498.00	15,498.00	1,000.00	.00	.00	14,498.00	6.5%
TOTAL LOCAL TRUANCY PREVENT &		.00	.00	-12,415.32	-1,743.77	.00	12,415.32	100.0%
TOTAL REVENUES		-15,498.00	-15,498.00	-13,415.32	-1,743.77	.00	-2,082.68	
TOTAL EXPENSES		15,498.00	15,498.00	1,000.00	.00	.00	14,498.00	

BUDGET SUMMARIES REPORT
ACCOUNT SUMMARY JUNE 2024

FOR 2024 09

096	HISTORICAL COMMISSION	ORIGINAL APPROP	REVISED BUDGET	YTD ACTUAL	MTD ACTUAL	ENCUMBRANCES	AVAILABLE BUDGET	PCT USE/COL
096 HISTORICAL COMMISSION								
000 UNDEFINED								
096 470000	INTEREST INCOME	-500.00	-500.00	-456.78	-61.98	.00	-43.22	91.4
096 472000	ROYALTIES & DONATIONS	-500.00	-500.00	.00	.00	.00	-500.00	.0
096 801100	XFER FROM GENERAL FUND	-6,200.00	-6,200.00	-6,200.00	.00	.00	.00	100.0
TOTAL UNDEFINED		-7,200.00	-7,200.00	-6,656.78	-61.98	.00	-543.22	92.5%
001 COMMISSIONERS' COURT								
09600110 520100	SUPPLIES/OTH OPER	1,600.00	1,600.00	735.35	53.09	.00	864.65	46.0
09600110 523100	NON-CAPITAL EQUIPM	4,600.00	4,600.00	-3,750.00	.00	.00	8,350.00	-81.5
09600110 550300	TRAVEL AND TRAININ	1,000.00	1,000.00	.00	.00	.00	1,000.00	.0
TOTAL COMMISSIONERS' COURT		7,200.00	7,200.00	-3,014.65	53.09	.00	10,214.65	-41.9%
TOTAL HISTORICAL COMMISSION		.00	.00	-9,671.43	-8.89	.00	9,671.43	100.0%
TOTAL REVENUES		-7,200.00	-7,200.00	-6,656.78	-61.98	.00	-543.22	
TOTAL EXPENSES		7,200.00	7,200.00	-3,014.65	53.09	.00	10,214.65	
097 CHILD ABUSE PREVENTION								
000 UNDEFINED								
097 430100	CO CHILD ABUSE PREVENTI	-200.00	-200.00	-542.01	-11.39	.00	342.01	271.0
097 470000	INTEREST INCOME	-153.00	-153.00	-136.40	-15.28	.00	-16.60	89.2
TOTAL UNDEFINED		-353.00	-353.00	-678.41	-26.67	.00	325.41	192.2%
001 COMMISSIONERS' COURT								
09700110 561400	PROFESSIONAL SERVI	353.00	353.00	.00	.00	.00	353.00	.0

BUDGET SUMMARIES REPORT
ACCOUNT SUMMARY JUNE 2024

FOR 2024 09

	ORIGINAL APPROP	REVISED BUDGET	YTD ACTUAL	MTD ACTUAL	ENCUMBRANCES	AVAILABLE BUDGET	PCT USE/COL
09700110 562200 CONTRACT SERVICES	.00	1,500.00	400.00	100.00	.00	1,100.00	26.7
TOTAL COMMISSIONERS' COURT	353.00	1,853.00	400.00	100.00	.00	1,453.00	21.6%
TOTAL CHILD ABUSE PREVENTION	.00	1,500.00	-278.41	73.33	.00	1,778.41	-18.6%
TOTAL REVENUES	-353.00	-353.00	-678.41	-26.67	.00	325.41	
TOTAL EXPENSES	353.00	1,853.00	400.00	100.00	.00	1,453.00	
099 CTY/DIST COURT TECHNOLOGY							
000 UNDEFINED							
099 430510 COUNTY COURT TECHNOLOGY	-2,000.00	-2,000.00	-2,051.99	-200.07	.00	51.99	102.6
099 432610 DISTRICT COURT TECHNOLOGY	-2,500.00	-2,500.00	-1,809.11	-289.83	.00	-690.89	72.4
099 470000 INTEREST INCOME	-2,500.00	-2,500.00	-3,068.59	-357.28	.00	568.59	122.7
TOTAL UNDEFINED	-7,000.00	-7,000.00	-6,929.69	-847.18	.00	-70.31	99.0%
001 COMMISSIONERS' COURT							
09900110 520100 SUPPLIES/OTH OPER	2,500.00	2,500.00	.00	.00	.00	2,500.00	.0
09900110 530100 EQUIPMENT OPER/MAI	4,500.00	4,500.00	.00	.00	.00	4,500.00	.0
TOTAL COMMISSIONERS' COURT	7,000.00	7,000.00	.00	.00	.00	7,000.00	.0%
TOTAL CTY/DIST COURT TECHNOLOG	.00	.00	-6,929.69	-847.18	.00	6,929.69	100.0%
TOTAL REVENUES	-7,000.00	-7,000.00	-6,929.69	-847.18	.00	-70.31	
TOTAL EXPENSES	7,000.00	7,000.00	.00	.00	.00	7,000.00	
102 DIST COURT RECORDS TECHNOLOGY							
000 UNDEFINED							
102 437310 DISTRICT COURT RECORDS	-750.00	-750.00	-228.90	-1.17	.00	-521.10	30.5
102 470000 INTEREST INCOME	-4,750.00	-4,750.00	-2,104.64	-240.87	.00	-2,645.36	44.3
102 736100 DRAW FROM RESERVES	-54,500.00	-54,500.00	.00	.00	.00	-54,500.00	.0

BUDGET SUMMARIES REPORT
ACCOUNT SUMMARY JUNE 2024

FOR 2024 09

102	DIST COURT RECORDS TECHNOLOGY	ORIGINAL APPROP	REVISED BUDGET	YTD ACTUAL	MTD ACTUAL	ENCUMBRANCES	AVAILABLE BUDGET	PCT USE/COL
	TOTAL UNDEFINED	-60,000.00	-60,000.00	-2,333.54	-242.04	.00	-57,666.46	3.9%
023 DISTRICT CLERK								
10202320	562200 CONTRACT SERVICES	60,000.00	60,000.00	.00	.00	60,000.00	.00	100.0
	TOTAL DISTRICT CLERK	60,000.00	60,000.00	.00	.00	60,000.00	.00	100.0%
	TOTAL DIST COURT RECORDS TECHN	.00	.00	-2,333.54	-242.04	60,000.00	-57,666.46	100.0%
	TOTAL REVENUES	-60,000.00	-60,000.00	-2,333.54	-242.04	.00	-57,666.46	
	TOTAL EXPENSES	60,000.00	60,000.00	.00	.00	60,000.00	.00	
103 COUNTY CLERK RECORDS ARCHIVES								
000 UNDEFINED								
103 437300	COUNTY CLERK RECORDS AR	-550,000.00	-550,000.00	-371,360.00	-49,330.00	.00	-178,640.00	67.5
103 470000	INTEREST INCOME	-120,000.00	-120,000.00	-146,510.88	-17,335.99	.00	26,510.88	122.1
	TOTAL UNDEFINED	-670,000.00	-670,000.00	-517,870.88	-66,665.99	.00	-152,129.12	77.3%
003 COUNTY CLERK								
10300310	561400 PROFESSIONAL SERVI	375,000.00	375,000.00	.00	.00	.00	375,000.00	.0
10300310	562200 CONTRACT SERVICES	295,000.00	295,000.00	29,224.01	4,537.92	156,357.37	109,418.62	62.9
	TOTAL COUNTY CLERK	670,000.00	670,000.00	29,224.01	4,537.92	156,357.37	484,418.62	27.7%
	TOTAL COUNTY CLERK RECORDS ARC	.00	.00	-488,646.87	-62,128.07	156,357.37	332,289.50	100.0%
	TOTAL REVENUES	-670,000.00	-670,000.00	-517,870.88	-66,665.99	.00	-152,129.12	
	TOTAL EXPENSES	670,000.00	670,000.00	29,224.01	4,537.92	156,357.37	484,418.62	
105 COMMUNITY/ECONOMIC DEV PRG								
000 UNDEFINED								
105 420300	STATE GRANT REVENUE	-46,950.00	-46,950.00	.00	.00	.00	-46,950.00	.0

BUDGET SUMMARIES REPORT
ACCOUNT SUMMARY JUNE 2024

FOR 2024 09

105	COMMUNITY/ECONOMIC DEV PRG	ORIGINAL APPROP	REVISED BUDGET	YTD ACTUAL	MTD ACTUAL	ENCUMBRANCES	AVAILABLE BUDGET	PCT USE/COL
105 470000	INTEREST INCOME	-20,000.00	-20,000.00	-18,373.69	-2,005.25	.00	-1,626.31	91.9
	TOTAL UNDEFINED	-66,950.00	-66,950.00	-18,373.69	-2,005.25	.00	-48,576.31	27.4%
002 COUNTY JUDGE								
10500210 520100	SUPPLIES/OTH OPER	66,950.00	91,950.00	51,042.51	5,750.00	16,250.00	24,657.49	73.2
	TOTAL COUNTY JUDGE	66,950.00	91,950.00	51,042.51	5,750.00	16,250.00	24,657.49	73.2%
	TOTAL COMMUNITY/ECONOMIC DEV P	.00	25,000.00	32,668.82	3,744.75	16,250.00	-23,918.82	195.7%
	TOTAL REVENUES	-66,950.00	-66,950.00	-18,373.69	-2,005.25	.00	-48,576.31	
	TOTAL EXPENSES	66,950.00	91,950.00	51,042.51	5,750.00	16,250.00	24,657.49	
106 AMERICAN RESCUE PLAN ACT								
000 UNDEFINED								
106 420100	GRANT REVENUE	-22,913,060.00	-22,913,060.00	-21,428,630.29	.00	.00	-1,484,429.71	93.5
106 470000	INTEREST INCOME	.00	.00	-2,078,001.20	-65,158.53	.00	2,078,001.20	100.0
106 902000	XFER TO CONSOLIDATED R	3,000,000.00	3,000,000.00	3,000,000.00	.00	.00	.00	100.0
	TOTAL UNDEFINED	-19,913,060.00	-19,913,060.00	-20,506,631.49	-65,158.53	.00	593,571.49	103.0%
001 COMMISSIONERS' COURT								
10600110 500600	STAFF EMPLOYEES	393,932.00	393,932.00	61,030.21	6,346.78	.00	332,901.79	15.5
10600110 510100	FICA	24,966.00	24,966.00	3,579.80	372.27	.00	21,386.20	14.3
10600110 510200	MEDICARE	5,838.00	5,838.00	837.19	87.06	.00	5,000.81	14.3
10600110 510300	RETIREMENT	47,382.00	47,382.00	6,780.40	705.12	.00	40,601.60	14.3
10600110 510400	GROUP HEALTH INSUR	23,844.00	23,844.00	5,466.87	575.46	.00	18,377.13	22.9
10600110 510500	GROUP DENTAL INSUR	1,472.00	1,472.00	337.63	35.54	.00	1,134.37	22.9
10600110 510600	LIFE INSURANCE	192.00	192.00	42.56	4.48	.00	149.44	22.2
10600110 510700	UNEMPLOYMENT INSUR	332.00	332.00	70.46	6.98	.00	261.54	21.2
10600110 510900	WORKER'S COMPENSAT	1,064.00	1,064.00	164.82	17.14	.00	899.18	15.5
10600110 520100	SUPPLIES/OTH OPER	18,850.00	18,850.00	10,640.00	.00	.00	8,210.00	56.4
10600110 523100	NON-CAPITAL EQUIPM	136,987.00	136,987.00	12,253.84	.00	.00	124,733.16	8.9

BUDGET SUMMARIES REPORT
ACCOUNT SUMMARY JUNE 2024

FOR 2024 09

	ORIGINAL APPROP	REVISED BUDGET	YTD ACTUAL	MTD ACTUAL	ENCUMBRANCES	AVAILABLE BUDGET	PCT USE/COL
10600110 530100 EQUIPMENT OPER/MAI	61,476.00	61,476.00	.00	.00	61,476.00	.00	100.0
10600110 561400 PROFESSIONAL SERVI	6,014,317.00	15,520,067.00	2,459,619.67	818,817.26	3,554,697.33	9,505,750.00	38.8
10600110 562200 CONTRACT SERVICES	10,000,000.00	494,250.00	.00	.00	.00	494,250.00	.0
10600110 599916 ARPA REVENUE REPLA	2,397,419.00	2,397,419.00	.00	.00	.00	2,397,419.00	.0
10600110 620500 OTHER IMPROVEMENTS	760,807.00	760,807.00	231,899.88	1,178.41	269,528.59	259,378.53	65.9
10600110 660500 CAPITAL OUTLAY TEC	22,597.00	22,597.00	.00	.00	.00	22,597.00	.0
10600110 661060 CAPITAL OUTLAY-ARP	1,585.00	1,585.00	.00	.00	.00	1,585.00	.0
TOTAL COMMISSIONERS' COURT	19,913,060.00	19,913,060.00	2,792,723.33	828,146.50	3,885,701.92	13,234,634.75	33.5%
TOTAL AMERICAN RESCUE PLAN ACT	.00	.00	-17,713,908.16	762,987.97	3,885,701.92	13,828,206.24	100.0%
TOTAL REVENUES	-22,913,060.00	-22,913,060.00	-23,506,631.49	-65,158.53	.00	593,571.49	
TOTAL EXPENSES	22,913,060.00	22,913,060.00	5,792,723.33	828,146.50	3,885,701.92	13,234,634.75	

108 JP1 JUSTICE COURT TECHNOLOGY

000 UNDEFINED

108 430120 JUDICIAL TECH FUND FEE-	-6,500.00	-6,500.00	-3,789.87	-472.19	.00	-2,710.13	58.3
108 470000 INTEREST INCOME	-2,000.00	-2,000.00	-2,320.74	-270.24	.00	320.74	116.0
108 736100 DRAW FROM RESERVES	-20,301.00	-20,301.00	.00	.00	.00	-20,301.00	.0
TOTAL UNDEFINED	-28,801.00	-28,801.00	-6,110.61	-742.43	.00	-22,690.39	21.2%

001 COMMISSIONERS' COURT

10800120 500800 TEMPORARY	17,000.00	17,000.00	.00	.00	.00	17,000.00	.0
10800120 510100 FICA	1,054.00	1,054.00	.00	.00	.00	1,054.00	.0
10800120 510200 MEDICARE	247.00	247.00	.00	.00	.00	247.00	.0
10800120 520100 SUPPLIES/OTH OPER	500.00	500.00	.00	.00	.00	500.00	.0
10800120 523100 NON-CAPITAL EQUIPM	4,500.00	4,500.00	.00	.00	.00	4,500.00	.0
10800120 540100 COMMUNICATIONS - M	4,000.00	4,000.00	686.66	.00	3,313.34	.00	100.0
10800120 550300 TRAVEL AND TRAININ	1,500.00	1,500.00	.00	.00	.00	1,500.00	.0
TOTAL COMMISSIONERS' COURT	28,801.00	28,801.00	686.66	.00	3,313.34	24,801.00	13.9%
TOTAL JP1 JUSTICE COURT TECHNO	.00	.00	-5,423.95	-742.43	3,313.34	2,110.61	100.0%
TOTAL REVENUES	-28,801.00	-28,801.00	-6,110.61	-742.43	.00	-22,690.39	
TOTAL EXPENSES	28,801.00	28,801.00	686.66	.00	3,313.34	24,801.00	

109 JP2 JUSTICE COURT TECHNOLOGY

BUDGET SUMMARIES REPORT
ACCOUNT SUMMARY JUNE 2024

FOR 2024 09

109	JP2 JUSTICE COURT TECHNOLOGY	ORIGINAL APPROP	REVISED BUDGET	YTD ACTUAL	MTD ACTUAL	ENCUMBRANCES	AVAILABLE BUDGET	PCT USE/COL
000 UNDEFINED								
109 430210	JUDICIAL TECH FUND FEE-	-2,400.00	-2,400.00	-1,927.76	-297.76	.00	-472.24	80.3
109 470000	INTEREST INCOME	-3,000.00	-3,000.00	-3,429.04	-395.13	.00	429.04	114.3
109 736100	DRAW FROM RESERVES	-14,600.00	-14,600.00	.00	.00	.00	-14,600.00	.0
TOTAL UNDEFINED		-20,000.00	-20,000.00	-5,356.80	-692.89	.00	-14,643.20	26.8%
001 COMMISSIONERS' COURT								
10900120 520100	SUPPLIES/OTH OPER	7,500.00	7,050.00	90.85	.00	.00	6,959.15	1.3
10900120 523000	NON-CAPITAL SOFTWA	7,500.00	7,500.00	.00	.00	.00	7,500.00	.0
10900120 540100	COMMUNICATIONS - M	.00	450.00	151.01	.00	248.99	50.00	88.9
10900120 550300	TRAVEL AND TRAININ	5,000.00	5,000.00	.00	.00	.00	5,000.00	.0
TOTAL COMMISSIONERS' COURT		20,000.00	20,000.00	241.86	.00	248.99	19,509.15	2.5%
TOTAL JP2 JUSTICE COURT TECHNO		.00	.00	-5,114.94	-692.89	248.99	4,865.95	100.0%
TOTAL REVENUES		-20,000.00	-20,000.00	-5,356.80	-692.89	.00	-14,643.20	
TOTAL EXPENSES		20,000.00	20,000.00	241.86	.00	248.99	19,509.15	
110 JP3 JUSTICE COURT TECHNOLOGY								
000 UNDEFINED								
110 430310	JUDICIAL TECH FUND FEE-	-2,000.00	-2,000.00	-816.06	-83.68	767.00	-1,950.94	2.5
110 470000	INTEREST INCOME	-1,000.00	-1,000.00	-930.70	-107.58	.00	-69.30	93.1
TOTAL UNDEFINED		-3,000.00	-3,000.00	-1,746.76	-191.26	767.00	-2,020.24	32.7%
001 COMMISSIONERS' COURT								
11000120 520100	SUPPLIES/OTH OPER	3,000.00	3,000.00	.00	.00	.00	3,000.00	.0
TOTAL COMMISSIONERS' COURT		3,000.00	3,000.00	.00	.00	.00	3,000.00	.0%
TOTAL JP3 JUSTICE COURT TECHNO		.00	.00	-1,746.76	-191.26	767.00	979.76	100.0%
TOTAL REVENUES		-3,000.00	-3,000.00	-1,746.76	-191.26	767.00	-2,020.24	
TOTAL EXPENSES		3,000.00	3,000.00	.00	.00	.00	3,000.00	

BUDGET SUMMARIES REPORT
ACCOUNT SUMMARY JUNE 2024

FOR 2024 09

111	JP4 JUSTICE COURT TECHNOLOGY	ORIGINAL APPROP	REVISED BUDGET	YTD ACTUAL	MTD ACTUAL	ENCUMBRANCES	AVAILABLE BUDGET	PCT USE/COL
111 JP4 JUSTICE COURT TECHNOLOGY								
000 UNDEFINED								
111	430400 JUDICIAL TECH FUND FEE-	-5,000.00	-5,000.00	-3,193.42	-388.36	.00	-1,806.58	63.9
111	470000 INTEREST INCOME	-3,500.00	-3,500.00	-2,942.43	-301.50	.00	-557.57	84.1
111	736100 DRAW FROM RESERVES	-23,050.00	-23,050.00	.00	.00	.00	-23,050.00	.0
TOTAL UNDEFINED		-31,550.00	-31,550.00	-6,135.85	-689.86	.00	-25,414.15	19.4%
001 COMMISSIONERS' COURT								
11100120	500700 OVERTIME COMPENSAT	18,000.00	18,000.00	17,700.50	180.78	.00	299.50	98.3
11100120	510100 FICA	.00	.00	988.44	10.03	.00	-988.44	100.0
11100120	510200 MEDICARE	.00	.00	231.15	2.35	.00	-231.15	100.0
11100120	510300 RETIREMENT	.00	.00	1,966.51	20.09	.00	-1,966.51	100.0
11100120	510400 GROUP HEALTH INSUR	.00	.00	4,547.10	56.74	.00	-4,547.10	100.0
11100120	510500 GROUP DENTAL INSUR	.00	.00	179.45	2.17	.00	-179.45	100.0
11100120	510600 LIFE INSURANCE	.00	.00	15.17	.21	.00	-15.17	100.0
11100120	510700 UNEMPLOYMENT INSUR	.00	.00	20.75	.20	.00	-20.75	100.0
11100120	510900 WORKER'S COMPENSAT	.00	.00	47.80	.49	.00	-47.80	100.0
11100120	520100 SUPPLIES/OTH OPER	6,050.00	6,050.00	.00	.00	.00	6,050.00	.0
11100120	523100 NON-CAPITAL EQUIPM	4,000.00	4,000.00	.00	.00	.00	4,000.00	.0
11100120	550300 TRAVEL AND TRAININ	3,500.00	3,500.00	.00	.00	.00	3,500.00	.0
TOTAL COMMISSIONERS' COURT		31,550.00	31,550.00	25,696.87	273.06	.00	5,853.13	81.4%
TOTAL JP4 JUSTICE COURT TECHNO		.00	.00	19,561.02	-416.80	.00	-19,561.02	100.0%
TOTAL REVENUES		-31,550.00	-31,550.00	-6,135.85	-689.86	.00	-25,414.15	
TOTAL EXPENSES		31,550.00	31,550.00	25,696.87	273.06	.00	5,853.13	
112 COURT FACILITY FEE								
000 UNDEFINED								
112	430300 COUNTY CLERK	-43,800.00	-43,800.00	-28,980.32	-3,040.05	.00	-14,819.68	66.2

BUDGET SUMMARIES REPORT
ACCOUNT SUMMARY JUNE 2024

FOR 2024 09

112	COURT FACILITY FEE	ORIGINAL APPROP	REVISED BUDGET	YTD ACTUAL	MTD ACTUAL	ENCUMBRANCES	AVAILABLE BUDGET	PCT USE/COL
112 432300	DISTRICT CLERK FEES	-63,325.00	-63,325.00	-40,972.35	-5,712.89	.00	-22,352.65	64.7
112 470000	INTEREST INCOME	-2,600.00	-2,600.00	-6,767.91	-932.39	.00	4,167.91	260.3
	TOTAL UNDEFINED	-109,725.00	-109,725.00	-76,720.58	-9,685.33	.00	-33,004.42	69.9%
001 COMMISSIONERS' COURT								
11200110 561400	PROFESSIONAL SERVI	109,725.00	109,725.00	.00	.00	.00	109,725.00	.0
	TOTAL COMMISSIONERS' COURT	109,725.00	109,725.00	.00	.00	.00	109,725.00	.0%
	TOTAL COURT FACILITY FEE	.00	.00	-76,720.58	-9,685.33	.00	76,720.58	100.0%
	TOTAL REVENUES	-109,725.00	-109,725.00	-76,720.58	-9,685.33	.00	-33,004.42	
	TOTAL EXPENSES	109,725.00	109,725.00	.00	.00	.00	109,725.00	
114 JUDICIAL EDUCATION & SUPPORT								
000 UNDEFINED								
114 430300	COUNTY CLERK	-5,600.00	-5,600.00	-3,505.00	-425.00	.00	-2,095.00	62.6
114 470000	INTEREST INCOME	-175.00	-175.00	-371.29	-48.59	.00	196.29	212.2
	TOTAL UNDEFINED	-5,775.00	-5,775.00	-3,876.29	-473.59	.00	-1,898.71	67.1%
001 COMMISSIONERS' COURT								
11400110 520100	SUPPLIES/OTH OPER	5,775.00	5,775.00	.00	.00	.00	5,775.00	.0
	TOTAL COMMISSIONERS' COURT	5,775.00	5,775.00	.00	.00	.00	5,775.00	.0%
	TOTAL JUDICIAL EDUCATION & SUP	.00	.00	-3,876.29	-473.59	.00	3,876.29	100.0%
	TOTAL REVENUES	-5,775.00	-5,775.00	-3,876.29	-473.59	.00	-1,898.71	
	TOTAL EXPENSES	5,775.00	5,775.00	.00	.00	.00	5,775.00	
115 LANGUAGE ACCESS								
000 UNDEFINED								
115 430300	COUNTY CLERK	-5,742.00	-5,742.00	-4,347.00	-456.00	.00	-1,395.00	75.7

BUDGET SUMMARIES REPORT
ACCOUNT SUMMARY JUNE 2024

FOR 2024 09

115	LANGUAGE ACCESS	ORIGINAL APPROP	REVISED BUDGET	YTD ACTUAL	MTD ACTUAL	ENCUMBRANCES	AVAILABLE BUDGET	PCT USE/COL
115 432300	DISTRICT CLERK FEES	-8,299.00	-8,299.00	-6,146.11	-856.98	.00	-2,152.89	74.1
115 433100	JP PRECINCT 1	-4,491.00	-4,491.00	-3,951.00	-453.00	.00	-540.00	88.0
115 433200	JP PRECINCT 2	-5,801.00	-5,801.00	-4,638.00	-606.00	.00	-1,163.00	80.0
115 433300	JP PRECINCT 3	-8,348.00	-8,348.00	-6,323.02	-726.00	.00	-2,024.98	75.7
115 433400	JP PRECINCT 4	-3,834.00	-3,834.00	-3,735.00	-510.00	.00	-99.00	97.4
115 470000	INTEREST INCOME	-1,000.00	-1,000.00	-2,706.63	-358.25	.00	1,706.63	270.7
TOTAL UNDEFINED		-37,515.00	-37,515.00	-31,846.76	-3,966.23	.00	-5,668.24	84.9%
001 COMMISSIONERS' COURT								
11500110 561400	PROFESSIONAL SERVI	18,758.00	18,758.00	.00	.00	.00	18,758.00	.0
11500110 562200	CONTRACT SERVICES	18,757.00	18,757.00	.00	.00	.00	18,757.00	.0
TOTAL COMMISSIONERS' COURT		37,515.00	37,515.00	.00	.00	.00	37,515.00	.0%
TOTAL LANGUAGE ACCESS		.00	.00	-31,846.76	-3,966.23	.00	31,846.76	100.0%
TOTAL REVENUES		-37,515.00	-37,515.00	-31,846.76	-3,966.23	.00	-5,668.24	
TOTAL EXPENSES		37,515.00	37,515.00	.00	.00	.00	37,515.00	
122 SHERIFF CONTRABAND								
000 UNDEFINED								
122 461200	FORFEIT ASSETS - DEA	-2,894.00	-2,894.00	.00	.00	.00	-2,894.00	.0
122 461400	FORFEITED FUNDS-CRIMINA	-140,754.00	-140,754.00	-92,325.24	.00	.00	-48,428.76	65.6
122 470000	INTEREST INCOME	-15,000.00	-15,000.00	-6,928.05	.00	.00	-8,071.95	46.2
122 489900	OTHER REVENUE	.00	.00	-1,976.31	.00	.00	1,976.31	100.0
122 736100	DRAW FROM RESERVES	-169,352.00	-169,352.00	.00	.00	.00	-169,352.00	.0
TOTAL UNDEFINED		-328,000.00	-328,000.00	-101,229.60	.00	.00	-226,770.40	30.9%
046 SHERIFF								
12204630 520100	SUPPLIES/OTH OPER	50,000.00	50,000.00	32,096.92	.00	.00	17,903.08	64.2
12204630 523100	NON-CAPITAL EQUIPM	15,000.00	15,000.00	564.00	.00	.00	14,436.00	3.8
12204630 550300	TRAVEL AND TRAININ	15,000.00	15,000.00	.00	.00	.00	15,000.00	.0

BUDGET SUMMARIES REPORT
ACCOUNT SUMMARY JUNE 2024

FOR 2024 09

	ORIGINAL APPROP	REVISED BUDGET	YTD ACTUAL	MTD ACTUAL	ENCUMBRANCES	AVAILABLE BUDGET	PCT USE/COL
12204630 590600 INVESTIGATIVE EXPE	40,000.00	40,000.00	.00	.00	.00	40,000.00	.0
12204630 594400 DRUG PREVENTION PR	3,000.00	3,000.00	.00	.00	.00	3,000.00	.0
12204630 599900 OTHER CHARGES	40,000.00	40,000.00	49,323.04	.00	.00	-9,323.04	123.3
12204630 640700 OTHER EQUIPMENT	165,000.00	165,000.00	111,282.00	.00	.00	53,718.00	67.4
TOTAL SHERIFF	328,000.00	328,000.00	193,265.96	.00	.00	134,734.04	58.9%
TOTAL SHERIFF CONTRABAND	.00	.00	92,036.36	.00	.00	-92,036.36	100.0%
TOTAL REVENUES	-328,000.00	-328,000.00	-101,229.60	.00	.00	-226,770.40	
TOTAL EXPENSES	328,000.00	328,000.00	193,265.96	.00	.00	134,734.04	

124 INMATE SUPPLY

000 UNDEFINED

124 470000 INTEREST INCOME	-60,000.00	-60,000.00	-107,764.37	.00	.00	47,764.37	179.6
124 484300 CONCESSION COMMISSIONS	-1,000,000.00	-1,000,000.00	-601,256.85	.00	.00	-398,743.15	60.1
124 489900 OTHER REVENUE	-5,000.00	-5,000.00	-3,382.17	.00	.00	-1,617.83	67.6
124 736100 DRAW FROM RESERVES	-49,000.00	-49,000.00	.00	.00	.00	-49,000.00	.0
TOTAL UNDEFINED	-1,114,000.00	-1,114,000.00	-712,403.39	.00	.00	-401,596.61	64.0%

047 DETENTION CENTER

12404730 520100 SUPPLIES/OTH OPER	77,000.00	77,000.00	14,185.18	.00	.00	62,814.82	18.4
12404730 522600 INMATE SUPPLIES	40,000.00	40,000.00	69,376.70	.00	.00	-29,376.70	173.4
12404730 523000 NON-CAPITAL SOFTWA	35,000.00	35,000.00	20,091.40	.00	.00	14,908.60	57.4
12404730 523100 NON-CAPITAL EQUIPM	30,000.00	30,000.00	.00	.00	.00	30,000.00	.0
12404730 530800 SOFTWARE MAINTENAN	22,000.00	22,000.00	.00	.00	.00	22,000.00	.0
12404730 562200 CONTRACT SERVICES	900,000.00	900,000.00	463,083.18	.00	.00	436,916.82	51.5
12404730 664700 CAPITAL OUTLAY-JAI	10,000.00	10,000.00	30,729.41	.00	.00	-20,729.41	307.3
TOTAL DETENTION CENTER	1,114,000.00	1,114,000.00	597,465.87	.00	.00	516,534.13	53.6%
TOTAL INMATE SUPPLY	.00	.00	-114,937.52	.00	.00	114,937.52	100.0%
TOTAL REVENUES	-1,114,000.00	-1,114,000.00	-712,403.39	.00	.00	-401,596.61	
TOTAL EXPENSES	1,114,000.00	1,114,000.00	597,465.87	.00	.00	516,534.13	

126 VINE GRANT

000 UNDEFINED

BUDGET SUMMARIES REPORT
ACCOUNT SUMMARY JUNE 2024

FOR 2024 09

126	VINE GRANT	ORIGINAL APPROP	REVISED BUDGET	YTD ACTUAL	MTD ACTUAL	ENCUMBRANCES	AVAILABLE BUDGET	PCT USE/COL
126 420370	STATE REVENUE	-30,171.00	-30,286.00	-22,713.96	.00	.00	-7,572.04	75.0
	TOTAL UNDEFINED	-30,171.00	-30,286.00	-22,713.96	.00	.00	-7,572.04	75.0%
046 SHERIFF								
12604630 520100	SUPPLIES/OTH OPER	30,171.00	30,286.00	22,713.96	7,571.32	7,571.30	.74	100.0
	TOTAL SHERIFF	30,171.00	30,286.00	22,713.96	7,571.32	7,571.30	.74	100.0%
	TOTAL VINE GRANT	.00	.00	.00	7,571.32	7,571.30	-7,571.30	100.0%
	TOTAL REVENUES	-30,171.00	-30,286.00	-22,713.96	.00	.00	-7,572.04	
	TOTAL EXPENSES	30,171.00	30,286.00	22,713.96	7,571.32	7,571.30	.74	
128 HOMELAND SECURITY GRANT								
000 UNDEFINED								
128 423000	2014 HSGP HOMELAND SECU	-212,674.00	-212,674.00	-149,870.63	.00	.00	-62,803.37	70.5
	TOTAL UNDEFINED	-212,674.00	-212,674.00	-149,870.63	.00	.00	-62,803.37	70.5%
046 SHERIFF								
12804630 520100	SUPPLIES/OTH OPER	4,000.00	7,340.00	7,339.58	.00	.00	.42	100.0
12804630 522400	UNIFORMS	.00	14,030.00	3,335.40	.00	10,694.60	.00	100.0
12804630 523130	HSGP-NON CAPITAL E	106,304.00	121,393.00	109,284.09	.00	7,740.00	4,368.91	96.4
12804630 664600	CAPITAL OUTLAY-SHE	102,370.00	69,911.00	29,911.56	.00	40,000.00	-.56	100.0
	TOTAL SHERIFF	212,674.00	212,674.00	149,870.63	.00	58,434.60	4,368.77	97.9%
	TOTAL HOMELAND SECURITY GRANT	.00	.00	.00	.00	58,434.60	-58,434.60	100.0%
	TOTAL REVENUES	-212,674.00	-212,674.00	-149,870.63	.00	.00	-62,803.37	
	TOTAL EXPENSES	212,674.00	212,674.00	149,870.63	.00	58,434.60	4,368.77	

129 HAZARD MITIGATION GRANT-EM

000 UNDEFINED

BUDGET SUMMARIES REPORT
ACCOUNT SUMMARY JUNE 2024

FOR 2024 09

129	HAZARD MITIGATION GRANT-EM	ORIGINAL APPROP	REVISED BUDGET	YTD ACTUAL	MTD ACTUAL	ENCUMBRANCES	AVAILABLE BUDGET	PCT USE/COL
129 423300	HAZARD MITIGATION GRANT	-185,600.00	-185,600.00	.00	.00	.00	-185,600.00	.0
129 423400	HAZARD MITIGATION INKIN	-58,000.00	-58,000.00	.00	.00	.00	-58,000.00	.0
TOTAL UNDEFINED		-243,600.00	-243,600.00	.00	.00	.00	-243,600.00	.0%
046 SHERIFF								
12904630 561400	PROFESSIONAL SERVI	11,600.00	11,600.00	.00	.00	.00	11,600.00	.0
12904630 562200	CONTRACT SERVICES	174,000.00	174,000.00	.00	.00	.00	174,000.00	.0
12904630 599100	IN-KIND EXPENSE HL	58,000.00	58,000.00	.00	.00	.00	58,000.00	.0
TOTAL SHERIFF		243,600.00	243,600.00	.00	.00	.00	243,600.00	.0%
TOTAL HAZARD MITIGATION GRANT-		.00	.00	.00	.00	.00	.00	.0%
TOTAL REVENUES		-243,600.00	-243,600.00	.00	.00	.00	-243,600.00	
TOTAL EXPENSES		243,600.00	243,600.00	.00	.00	.00	243,600.00	
130 PROJECT SAFE NEIGHBORHOOD								
000 UNDEFINED								
130 420100	GRANT REVENUE	-136,000.00	-136,000.00	.00	.00	.00	-136,000.00	.0
TOTAL UNDEFINED		-136,000.00	-136,000.00	.00	.00	.00	-136,000.00	.0%
046 SHERIFF								
13004630 500700	OVERTIME COMPENSAT	19,276.00	19,276.00	11,614.96	1,012.41	.00	7,661.04	60.3
13004630 520100	SUPPLIES/OTH OPER	46,844.00	29,843.00	8,282.72	8,282.72	716.88	20,843.40	30.2
13004630 523100	NON-CAPITAL EQUIPM	5,880.00	3,099.00	.00	.00	.00	3,099.00	.0
13004630 664600	CAPITAL OUTLAY-SHE	64,000.00	83,782.00	.00	.00	.00	83,782.00	.0
TOTAL SHERIFF		136,000.00	136,000.00	19,897.68	9,295.13	716.88	115,385.44	15.2%
TOTAL PROJECT SAFE NEIGHBORHOOD		.00	.00	19,897.68	9,295.13	716.88	-20,614.56	100.0%
TOTAL REVENUES		-136,000.00	-136,000.00	.00	.00	.00	-136,000.00	
TOTAL EXPENSES		136,000.00	136,000.00	19,897.68	9,295.13	716.88	115,385.44	

BUDGET SUMMARIES REPORT
ACCOUNT SUMMARY JUNE 2024

FOR 2024 09

142	LEOSE SHERIFF	ORIGINAL APPROP	REVISED BUDGET	YTD ACTUAL	MTD ACTUAL	ENCUMBRANCES	AVAILABLE BUDGET	PCT USE/COL
142 LEOSE SHERIFF								
000 UNDEFINED								
142 424700	LEOSE REVENUE	-21,000.00	-21,000.00	-53,693.19	.00	.00	32,693.19	255.7
142 470000	INTEREST INCOME	-5,000.00	-5,000.00	-6,516.40	-814.92	.00	1,516.40	130.3
TOTAL UNDEFINED		-26,000.00	-26,000.00	-60,209.59	-814.92	.00	34,209.59	231.6%
046 SHERIFF								
14204630 550300	TRAVEL AND TRAININ	26,000.00	26,000.00	11,655.24	.00	.00	14,344.76	44.8
14204630 664600	CAPITAL OUTLAY-SHE	.00	46,000.00	.00	.00	31,016.00	14,984.00	67.4
TOTAL SHERIFF		26,000.00	72,000.00	11,655.24	.00	31,016.00	29,328.76	59.3%
TOTAL LEOSE SHERIFF		.00	46,000.00	-48,554.35	-814.92	31,016.00	63,538.35	-38.1%
TOTAL REVENUES		-26,000.00	-26,000.00	-60,209.59	-814.92	.00	34,209.59	
TOTAL EXPENSES		26,000.00	72,000.00	11,655.24	.00	31,016.00	29,328.76	
145 SHERIFF COMMISSARY SALARY								
000 UNDEFINED								
145 424500	COMMISSARY SALARY REIMB	-958,673.00	-958,673.00	-704,801.37	-81,515.66	.00	-253,871.63	73.5
TOTAL UNDEFINED		-958,673.00	-958,673.00	-704,801.37	-81,515.66	.00	-253,871.63	73.5%
047 DETENTION CENTER								
14504730 500600	STAFF EMPLOYEES	699,395.00	699,395.00	491,856.50	55,934.78	.00	207,538.50	70.3
14504730 500700	OVERTIME COMPENSAT	2,000.00	2,000.00	7,643.77	1,116.55	.00	-5,643.77	382.2
14504730 501300	LONGEVITY	.00	.00	540.00	60.00	.00	-540.00	100.0
14504730 510100	FICA	43,362.00	43,362.00	28,851.81	3,285.98	.00	14,510.19	66.5

BUDGET SUMMARIES REPORT
ACCOUNT SUMMARY JUNE 2024

FOR 2024 09

	ORIGINAL APPROP	REVISED BUDGET	YTD ACTUAL	MTD ACTUAL	ENCUMBRANCES	AVAILABLE BUDGET	PCT USE/COL
14504730 510200 MEDICARE	10,142.00	10,142.00	6,747.39	768.47	.00	3,394.61	66.5
14504730 510300 RETIREMENT	77,702.00	77,702.00	55,554.58	6,345.08	.00	22,147.42	71.5
14504730 510400 GROUP HEALTH INSUR	90,372.00	90,372.00	86,031.73	10,432.87	.00	4,340.27	95.2
14504730 510500 GROUP DENTAL INSUR	4,980.00	4,980.00	3,739.25	461.12	.00	1,240.75	75.1
14504730 510600 LIFE INSURANCE	720.00	720.00	438.93	53.71	.00	281.07	61.0
14504730 510700 UNEMPLOYMENT INSUR	711.00	711.00	574.34	62.82	.00	136.66	80.8
14504730 510900 WORKER'S COMPENSAT	29,289.00	29,289.00	21,101.60	2,410.07	.00	8,187.40	72.0
TOTAL DETENTION CENTER	958,673.00	958,673.00	703,079.90	80,931.45	.00	255,593.10	73.3%
TOTAL SHERIFF COMMISSARY SALAR	.00	.00	-1,721.47	-584.21	.00	1,721.47	100.0%
TOTAL REVENUES	-958,673.00	-958,673.00	-704,801.37	-81,515.66	.00	-253,871.63	
TOTAL EXPENSES	958,673.00	958,673.00	703,079.90	80,931.45	.00	255,593.10	

146 LECD EMER COMMUNICATION GRANT

000 UNDEFINED

146 420410 GRANT REVENUE LECD	.00	-40,250.00	.00	.00	.00	-40,250.00	.0
TOTAL UNDEFINED	.00	-40,250.00	.00	.00	.00	-40,250.00	.0%

046 SHERIFF

14604630 550300 TRAVEL AND TRAININ	.00	4,500.00	2,648.58	2,648.58	.00	1,851.42	58.9
14604630 550500 ASSOCIATION DUES	.00	338.00	337.50	.00	.00	.50	99.9
14604630 640700 OTHER EQUIPMENT	.00	35,412.00	32,712.50	.00	.00	2,699.50	92.4
TOTAL SHERIFF	.00	40,250.00	35,698.58	2,648.58	.00	4,551.42	88.7%
TOTAL LECD EMER COMMUNICATION	.00	.00	35,698.58	2,648.58	.00	-35,698.58	100.0%
TOTAL REVENUES	.00	-40,250.00	.00	.00	.00	-40,250.00	
TOTAL EXPENSES	.00	40,250.00	35,698.58	2,648.58	.00	4,551.42	

150 TAG GRANT

000 UNDEFINED

150 420100 GRANT REVENUE	-12,552,087.00	-12,552,087.00	-2,019,018.81	.00	.00	-10,533,068.19	16.1
--------------------------	----------------	----------------	---------------	-----	-----	----------------	------

BUDGET SUMMARIES REPORT
ACCOUNT SUMMARY JUNE 2024

FOR 2024 09

150	TAG GRANT	ORIGINAL APPROP	REVISED BUDGET	YTD ACTUAL	MTD ACTUAL	ENCUMBRANCES	AVAILABLE BUDGET	PCT USE/COL
TOTAL UNDEFINED		-12,552,087.00	-12,552,087.00	-2,019,018.81	.00	.00	-10,533,068.19	16.1%
046 SHERIFF								
15004630	500600	STAFF EMPLOYEES	201,982.00	201,982.00	151,667.68	16,026.30	.00	50,314.32 75.1
15004630	500700	OVERTIME COMPENSAT	49,450.00	49,450.00	16,309.88	6,233.39	.00	33,140.12 33.0
15004630	510100	FICA	12,661.00	12,661.00	9,627.36	1,001.65	.00	3,033.64 76.0
15004630	510200	MEDICARE	2,961.00	2,961.00	2,251.55	234.25	.00	709.45 76.0
15004630	510300	RETIREMENT	24,299.00	24,299.00	18,121.48	1,892.99	.00	6,177.52 74.6
15004630	510400	GROUP HEALTH INSUR	22,593.00	22,593.00	15,381.26	1,619.08	.00	7,211.74 68.1
15004630	510500	GROUP DENTAL INSUR	1,245.00	1,245.00	1,007.00	106.00	.00	238.00 80.9
15004630	510600	LIFE INSURANCE	180.00	180.00	127.68	13.44	.00	52.32 70.9
15004630	510700	UNEMPLOYMENT INSUR	204.00	204.00	188.09	18.74	.00	15.91 92.2
15004630	510900	WORKER'S COMPENSAT	8,617.00	8,617.00	6,883.28	719.04	.00	1,733.72 79.9
15004630	520000	PROJECT SUPPLIES	20,844.00	20,844.00	12,585.98	.00	.00	8,258.02 60.4
15004630	520100	SUPPLIES/OTH OPER	99,402.00	104,310.00	67,502.89	7,988.27	17,085.62	19,721.49 81.1
15004630	523100	NON-CAPITAL EQUIPM	7,450.00	7,450.00	.00	.00	.00	7,450.00 .0
15004630	540100	COMMUNICATIONS - M	68,750.00	68,750.00	43,296.93	6,577.01	18,096.07	7,357.00 89.3
15004630	540600	UTILITIES	21,375.00	21,375.00	12,855.79	289.51	8,513.91	5.30 100.0
15004630	550300	TRAVEL AND TRAININ	116,319.00	120,272.00	48,134.76	27,647.95	.00	72,137.24 40.0
15004630	561400	PROFESSIONAL SERVI	33,785.00	33,785.00	17,579.62	1,603.35	10,051.99	6,153.39 81.8
15004630	570200	BUILDING RENTAL	146,600.00	151,600.00	132,302.81	12,245.71	12,245.71	7,051.48 95.3
15004630	590600	INVESTIGATIVE EXPE	56,750.00	56,750.00	11,206.70	1,742.00	12,274.70	33,268.60 41.4
15004630	615000	OTHER IMPROVEMENTS	10,500,000.00	10,500,000.00	1,014,988.37	42,149.30	788,768.68	8,696,242.95 17.2
15004630	664600	CAPITAL OUTLAY-SHE	1,156,620.00	1,142,759.00	572,107.68	.00	521,311.64	49,339.68 95.7
TOTAL SHERIFF		12,552,087.00	12,552,087.00	2,154,126.79	128,107.98	1,388,348.32	9,009,611.89	28.2%
TOTAL TAG GRANT		.00	.00	135,107.98	128,107.98	1,388,348.32	-1,523,456.30	100.0%
TOTAL REVENUES		-12,552,087.00	-12,552,087.00	-2,019,018.81	.00	.00	-10,533,068.19	
TOTAL EXPENSES		12,552,087.00	12,552,087.00	2,154,126.79	128,107.98	1,388,348.32	9,009,611.89	

152 TAG CRIMINAL JUSTICE GRANT

000 UNDEFINED

152	420100	GRANT REVENUE	.00	-23,910.00	-10,000.00	.00	.00	-13,910.00 41.8
TOTAL UNDEFINED		.00	-23,910.00	-10,000.00	.00	.00	-13,910.00	41.8%

BUDGET SUMMARIES REPORT
ACCOUNT SUMMARY JUNE 2024

FOR 2024 09

	ORIGINAL APPROP	REVISED BUDGET	YTD ACTUAL	MTD ACTUAL	ENCUMBRANCES	AVAILABLE BUDGET	PCT USE/COL
046 SHERIFF							
15204630 500700 OVERTIME COMPENSAT	.00	10,000.00	10,000.00	.00	.00	.00	100.0
15204630 520100 SUPPLIES/OTH OPER	.00	3,000.00	2,622.55	2,622.55	.00	377.45	87.4
15204630 561400 PROFESSIONAL SERVI	.00	10,910.00	.00	.00	.00	10,910.00	.0
TOTAL SHERIFF	.00	23,910.00	12,622.55	2,622.55	.00	11,287.45	52.8%
TOTAL TAG CRIMINAL JUSTICE GRA	.00	.00	2,622.55	2,622.55	.00	-2,622.55	100.0%
TOTAL REVENUES	.00	-23,910.00	-10,000.00	.00	.00	-13,910.00	
TOTAL EXPENSES	.00	23,910.00	12,622.55	2,622.55	.00	11,287.45	
161 CDA BUSINESS CRIMES							
000 UNDEFINED							
161 434200 BAD CHECK COLLECTION FE	-35,000.00	-35,000.00	-18,028.14	.00	.00	-16,971.86	51.5
161 470000 INTEREST INCOME	-3,500.00	-3,500.00	-3,925.26	.00	.00	425.26	112.2
161 481500 OTHER REFUNDS/REIMBURSE	-38,000.00	-38,000.00	-10,937.34	.00	.00	-27,062.66	28.8
161 489900 OTHER REVENUE	-10,000.00	-10,000.00	-4,291.04	.00	.00	-5,708.96	42.9
TOTAL UNDEFINED	-86,500.00	-86,500.00	-37,181.78	.00	.00	-49,318.22	43.0%
040 DISTRICT ATTORNEY							
16104025 501500 CDA PAYROLL	.00	24,000.00	23,954.69	.00	.00	45.31	99.8
16104025 520100 SUPPLIES/OTH OPER	36,500.00	36,500.00	6,884.23	305.94	.00	29,615.77	18.9
16104025 530100 EQUIPMENT OPER/MAI	2,500.00	2,500.00	.00	.00	.00	2,500.00	.0
16104025 530200 VEHICLE OPERATION/	2,500.00	2,500.00	.00	.00	.00	2,500.00	.0
16104025 550300 TRAVEL AND TRAININ	10,000.00	26,000.00	10,794.37	1,606.86	.00	15,205.63	41.5
16104025 560800 WITNESS/INTERPRETE	35,000.00	45,000.00	9,096.10	.00	.00	35,903.90	20.2
TOTAL DISTRICT ATTORNEY	86,500.00	136,500.00	50,729.39	1,912.80	.00	85,770.61	37.2%
TOTAL CDA BUSINESS CRIMES	.00	50,000.00	13,547.61	1,912.80	.00	36,452.39	27.1%
TOTAL REVENUES	-86,500.00	-86,500.00	-37,181.78	.00	.00	-49,318.22	
TOTAL EXPENSES	86,500.00	136,500.00	50,729.39	1,912.80	.00	85,770.61	
163 CDA CONTRABAND							

BUDGET SUMMARIES REPORT
ACCOUNT SUMMARY JUNE 2024

FOR 2024 09

163	CDA CONTRABAND	ORIGINAL APPROP	REVISED BUDGET	YTD ACTUAL	MTD ACTUAL	ENCUMBRANCES	AVAILABLE BUDGET	PCT USE/COL
000 UNDEFINED								
163 470000	INTEREST INCOME	-4,000.00	-4,000.00	-4,499.16	.00	.00	499.16	112.5
163 489900	OTHER REVENUE	-96,000.00	-96,000.00	-57,145.58	.00	.00	-38,854.42	59.5
TOTAL UNDEFINED		-100,000.00	-100,000.00	-61,644.74	.00	.00	-38,355.26	61.6%
040 DISTRICT ATTORNEY								
16304025 599900	OTHER CHARGES	100,000.00	175,000.00	75,103.86	631.75	.00	99,896.14	42.9
TOTAL DISTRICT ATTORNEY		100,000.00	175,000.00	75,103.86	631.75	.00	99,896.14	42.9%
TOTAL CDA CONTRABAND		.00	75,000.00	13,459.12	631.75	.00	61,540.88	17.9%
TOTAL REVENUES		-100,000.00	-100,000.00	-61,644.74	.00	.00	-38,355.26	
TOTAL EXPENSES		100,000.00	175,000.00	75,103.86	631.75	.00	99,896.14	
164 CDA SPATTF GRANT								
000 UNDEFINED								
164 420100	GRANT REVENUE	.00	.00	-2,500.00	.00	.00	2,500.00	100.0
164 420300	STATE GRANT REVENUE	-960,920.00	-960,920.00	-177,029.66	.00	.00	-783,890.34	18.4
164 420400	SPATTF REVENUE-FEDERAL	.00	.00	2,138.90	.00	.00	-2,138.90	100.0
164 470010	INTEREST INCOME-PROGRAM	.00	.00	-11,884.18	.00	.00	11,884.18	100.0
164 470100	INTEREST INCOME-FEDERAL	.00	.00	-1,839.74	.00	.00	1,839.74	100.0
164 480000	IN-KIND REVENUE	-258,720.00	-258,720.00	-233,740.00	-21,560.00	.00	-24,980.00	90.3
164 480520	SPATTF PROGRAM INCOME	-39,700.00	-39,700.00	-47,350.73	.00	.00	7,650.73	119.3
164 801100	XFER FROM GENERAL FUND	-242,828.00	-242,828.00	-1,193.94	.00	.00	-241,634.06	.5
TOTAL UNDEFINED		-1,502,168.00	-1,502,168.00	-473,399.35	-21,560.00	.00	-1,028,768.65	31.5%
040 DISTRICT ATTORNEY								
16404025 500600	STAFF EMPLOYEES	607,830.00	593,330.00	427,157.58	45,171.50	.00	166,172.42	72.0
16404025 500700	OVERTIME COMPENSAT	12,000.00	13,000.00	11,884.31	115.72	.00	1,115.69	91.4

BUDGET SUMMARIES REPORT
ACCOUNT SUMMARY JUNE 2024

FOR 2024 09

	ORIGINAL APPROP	REVISED BUDGET	YTD ACTUAL	MTD ACTUAL	ENCUMBRANCES	AVAILABLE BUDGET	PCT USE/COL
16404025 500900 PART TIME POSITION	.00	15,500.00	10,492.50	1,320.00	.00	5,007.50	67.7
16404025 510100 FICA	37,685.00	37,685.00	26,547.03	2,755.32	.00	11,137.97	70.4
16404025 510200 MEDICARE	8,814.00	8,814.00	6,208.58	644.39	.00	2,605.42	70.4
16404025 510300 RETIREMENT	72,332.00	69,832.00	49,943.26	5,178.06	.00	19,888.74	71.5
16404025 510400 GROUP HEALTH INSUR	67,779.00	50,779.00	36,589.17	3,957.00	.00	14,189.83	72.1
16404025 510500 GROUP DENTAL INSUR	3,735.00	3,235.00	2,305.80	245.70	.00	929.20	71.3
16404025 510600 LIFE INSURANCE	270.00	450.00	315.84	35.84	.00	134.16	70.2
16404025 510700 UNEMPLOYMENT INSUR	608.00	758.00	517.05	51.24	.00	240.95	68.2
16404025 510900 WORKER'S COMPENSAT	32,686.00	24,186.00	16,788.45	1,966.79	.00	7,397.55	69.4
16404025 520100 SUPPLIES/OTH OPER	160,429.00	162,299.00	103,320.06	13,529.96	28,900.78	30,078.16	81.5
16404025 523100 NON-CAPITAL EQUIPM	19,500.00	32,000.00	17,366.21	.00	7,555.42	7,078.37	77.9
16404025 550300 TRAVEL AND TRAININ	16,000.00	26,500.00	10,150.34	1,201.69	.00	16,349.66	38.3
16404025 562200 CONTRACT SERVICES	205,620.00	205,620.00	154,215.00	17,135.00	.00	51,405.00	75.0
16404025 640700 OTHER EQUIPMENT	256,880.00	258,180.00	173,590.00	.00	83,047.64	1,542.36	99.4
TOTAL DISTRICT ATTORNEY	1,502,168.00	1,502,168.00	1,047,391.18	93,308.21	119,503.84	335,272.98	77.7%
TOTAL CDA SPATTF GRANT	.00	.00	573,991.83	71,748.21	119,503.84	-693,495.67	100.0%
TOTAL REVENUES	-1,502,168.00	-1,502,168.00	-473,399.35	-21,560.00	.00	-1,028,768.65	
TOTAL EXPENSES	1,502,168.00	1,502,168.00	1,047,391.18	93,308.21	119,503.84	335,272.98	
166 CDA JAG GRANT							
000 UNDEFINED							
166 422510 FEDERAL GRANT REVENUE-J	-104,947.00	-66,484.00	-66,483.50	.00	.00	-.50	100.0
166 422700 FEDERAL GRANT REVENUE-J	-86,172.00	-42,318.00	-42,317.81	.00	.00	-.19	100.0
166 422800 FEDERAL GRANT REVENUE-J	.00	-114,355.00	-114,354.50	.00	.00	-.50	100.0
166 470020 INTEREST REVENUE JAG23	.00	.00	-1,143.44	.00	.00	1,143.44	100.0
166 470300 INTEREST REVENUE-JAG22	.00	.00	-5,210.43	.00	.00	5,210.43	100.0
166 470900 INTEREST REVENUE JAG21	.00	-6,246.00	-6,245.74	.00	.00	-.26	100.0
TOTAL UNDEFINED	-191,119.00	-229,403.00	-235,755.42	.00	.00	6,352.42	102.8%
040 DISTRICT ATTORNEY							
16604025 599500 OTHER CHARGES-JAG2	.00	114,355.00	27,807.36	.00	4,356.00	82,191.64	28.1
16604025 599600 OTHER CHARGES-JAG2	69,947.00	66,484.00	32,175.74	.00	.00	34,308.26	48.4
16604025 599920 OTHER CHARGES-JAG2	86,172.00	48,564.00	37,271.22	4,384.96	.00	11,292.78	76.7

BUDGET SUMMARIES REPORT
ACCOUNT SUMMARY JUNE 2024

FOR 2024 09

	ORIGINAL APPROP	REVISED BUDGET	YTD ACTUAL	MTD ACTUAL	ENCUMBRANCES	AVAILABLE BUDGET	PCT USE/COL
16604025 640610 CAPITAL EQUIPMENT-	35,000.00	.00	.00	.00	.00	.00	.0
TOTAL DISTRICT ATTORNEY	191,119.00	229,403.00	97,254.32	4,384.96	4,356.00	127,792.68	44.3%
TOTAL CDA JAG GRANT	.00	.00	-138,501.10	4,384.96	4,356.00	134,145.10	100.0%
TOTAL REVENUES	-191,119.00	-229,403.00	-235,755.42	.00	.00	6,352.42	
TOTAL EXPENSES	191,119.00	229,403.00	97,254.32	4,384.96	4,356.00	127,792.68	
168 CDA Border Prosecution Unit							
000 UNDEFINED							
168 420100 GRANT REVENUE	-439,530.00	-729,299.00	-102,204.38	.00	.00	-627,094.62	14.0
TOTAL UNDEFINED	-439,530.00	-729,299.00	-102,204.38	.00	.00	-627,094.62	14.0%
040 DISTRICT ATTORNEY							
16804025 500600 STAFF EMPLOYEES	335,000.00	567,308.00	93,658.49	12,384.64	.00	473,649.51	16.5
16804025 510100 FICA	20,770.00	35,152.00	5,681.78	750.69	.00	29,470.22	16.2
16804025 510200 MEDICARE	4,858.00	8,222.00	1,328.80	175.56	.00	6,893.20	16.2
16804025 510300 RETIREMENT	52,921.00	81,924.00	10,405.50	1,375.94	.00	71,518.50	12.7
16804025 510400 GROUP HEALTH INSUR	7,532.00	32,115.00	6,289.22	1,120.00	.00	25,825.78	19.6
16804025 510500 GROUP DENTAL INSUR	416.00	1,635.00	357.09	62.76	.00	1,277.91	21.8
16804025 510600 LIFE INSURANCE	61.00	116.00	50.98	8.96	.00	65.02	43.9
16804025 510700 UNEMPLOYMENT INSUR	335.00	602.00	105.34	13.62	.00	496.66	17.5
16804025 510900 WORKER'S COMPENSAT	14,137.00	-4,775.00	252.77	33.42	.00	-5,027.77	-5.3
16804025 550300 TRAVEL AND TRAININ	3,500.00	7,000.00	.00	.00	.00	7,000.00	.0
TOTAL DISTRICT ATTORNEY	439,530.00	729,299.00	118,129.97	15,925.59	.00	611,169.03	16.2%
TOTAL CDA Border Prosecution U	.00	.00	15,925.59	15,925.59	.00	-15,925.59	100.0%
TOTAL REVENUES	-439,530.00	-729,299.00	-102,204.38	.00	.00	-627,094.62	
TOTAL EXPENSES	439,530.00	729,299.00	118,129.97	15,925.59	.00	611,169.03	
171 CDA VOCA VICTIM ADV PROJECT							
000 UNDEFINED							
171 420300 STATE GRANT REVENUE	-111,173.00	-111,173.00	-73,985.85	.00	.00	-37,187.15	66.6

BUDGET SUMMARIES REPORT
ACCOUNT SUMMARY JUNE 2024

FOR 2024 09

171	CDA VOCA VICTIM ADV PROJECT	ORIGINAL APPROP	REVISED BUDGET	YTD ACTUAL	MTD ACTUAL	ENCUMBRANCES	AVAILABLE BUDGET	PCT USE/COL
171 801100	XFER FROM GENERAL FUND	-36,301.00	-36,301.00	-18,496.45	.00	.00	-17,804.55	51.0
	TOTAL UNDEFINED	-147,474.00	-147,474.00	-92,482.30	.00	.00	-54,991.70	62.7%

040 DISTRICT ATTORNEY

17104025 500600	STAFF EMPLOYEES	100,800.00	100,800.00	74,315.82	7,966.26	.00	26,484.18	73.7
17104025 510100	FICA	6,411.00	6,411.00	4,482.42	492.66	.00	1,928.58	69.9
17104025 510200	MEDICARE	1,500.00	1,500.00	1,048.25	115.22	.00	451.75	69.9
17104025 510300	RETIREMENT	17,305.00	17,305.00	8,256.59	885.06	.00	9,048.41	47.7
17104025 510400	GROUP HEALTH INSUR	9,251.00	9,251.00	13,525.92	575.46	.00	-4,274.92	146.2
17104025 510500	GROUP DENTAL INSUR	415.00	415.00	591.21	31.38	.00	-176.21	142.5
17104025 510600	LIFE INSURANCE	60.00	60.00	76.16	4.48	.00	-16.16	126.9
17104025 510700	UNEMPLOYMENT INSUR	103.00	103.00	85.95	8.77	.00	17.05	83.4
17104025 510900	WORKER'S COMPENSAT	280.00	280.00	200.79	21.52	.00	79.21	71.7
17104025 550300	TRAVEL AND TRAININ	11,349.00	11,349.00	.00	.00	.00	11,349.00	.0
	TOTAL DISTRICT ATTORNEY	147,474.00	147,474.00	102,583.11	10,100.81	.00	44,890.89	69.6%
	TOTAL CDA VOCA VICTIM ADV PROJ	.00	.00	10,100.81	10,100.81	.00	-10,100.81	100.0%
	TOTAL REVENUES	-147,474.00	-147,474.00	-92,482.30	.00	.00	-54,991.70	
	TOTAL EXPENSES	147,474.00	147,474.00	102,583.11	10,100.81	.00	44,890.89	

202 UNLIMITED TAX ROAD BONDS

000 UNDEFINED

202 400100	CURRENT AD VALOREM TAXE	-7,731,483.00	-7,731,483.00	-7,694,998.86	-37,747.58	.00	-36,484.14	99.5
202 400400	PEN & INT - CURRENT LEV	-31,700.00	-31,700.00	-29,026.49	-4,102.81	.00	-2,673.51	91.6
202 400500	DELIQ TAXES - PRIOR YEA	-47,163.00	-47,163.00	-4,869.85	305.28	.00	-42,293.15	10.3
202 400600	PEN & INT - PRIOR YEARS	-23,968.00	-23,968.00	-5,774.00	-301.40	.00	-18,194.00	24.1
202 470000	INTEREST INCOME	-15,000.00	-15,000.00	-57,617.34	-7,358.43	.00	42,617.34	384.1
202 489900	OTHER REVENUE	-93,807.00	-93,807.00	-1,864.97	.00	.00	-91,942.03	2.0
	TOTAL UNDEFINED	-7,943,121.00	-7,943,121.00	-7,794,151.51	-49,204.94	.00	-148,969.49	98.1%

200 DEBT SERVICE

20220092 566100	DEBT SERVICE - PRI	3,720,000.00	3,720,000.00	3,550,000.00	.00	.00	170,000.00	95.4
-----------------	--------------------	--------------	--------------	--------------	-----	-----	------------	------

BUDGET SUMMARIES REPORT
ACCOUNT SUMMARY JUNE 2024

FOR 2024 09

	ORIGINAL APPROP	REVISED BUDGET	YTD ACTUAL	MTD ACTUAL	ENCUMBRANCES	AVAILABLE BUDGET	PCT USE/COL
20220092 566200 DEBT SERVICE - INT	4,223,121.00	4,223,121.00	2,568,121.23	.00	.00	1,654,999.77	60.8
TOTAL DEBT SERVICE	7,943,121.00	7,943,121.00	6,118,121.23	.00	.00	1,824,999.77	77.0%
TOTAL UNLIMITED TAX ROAD BONDS	.00	.00	-1,676,030.28	-49,204.94	.00	1,676,030.28	100.0%
TOTAL REVENUES	-7,943,121.00	-7,943,121.00	-7,794,151.51	-49,204.94	.00	-148,969.49	
TOTAL EXPENSES	7,943,121.00	7,943,121.00	6,118,121.23	.00	.00	1,824,999.77	

203 GEN OB REFUNDING BOND SRS 2021

000 UNDEFINED

203 400100 CURRENT AD VALOREM TAXE	-894,117.00	-894,117.00	-885,715.93	-4,344.85	.00	-8,401.07	99.1
203 400400 PEN & INT - CURRENT LEV	-3,748.00	-3,748.00	-3,341.04	-472.24	.00	-406.96	89.1
203 400500 DELIQ TAXES - PRIOR YEA	-5,576.00	-5,576.00	-16,707.69	1,047.36	.00	11,131.69	299.6
203 400600 PEN & INT - PRIOR YEARS	-2,834.00	-2,834.00	-19,809.90	-1,034.05	.00	16,975.90	699.0
203 470000 INTEREST INCOME	-8,000.00	-8,000.00	-98,771.86	-11,129.30	.00	90,771.86	1234.6
TOTAL UNDEFINED	-914,275.00	-914,275.00	-1,024,346.42	-15,933.08	.00	110,071.42	112.0%

200 DEBT SERVICE

20320092 566100 DEBT SERVICE - PRI	865,000.00	865,000.00	865,000.00	.00	.00	.00	100.0
20320092 566200 DEBT SERVICE - INT	49,275.00	49,275.00	31,275.00	.00	.00	18,000.00	63.5
TOTAL DEBT SERVICE	914,275.00	914,275.00	896,275.00	.00	.00	18,000.00	98.0%
TOTAL GEN OB REFUNDING BOND SR	.00	.00	-128,071.42	-15,933.08	.00	128,071.42	100.0%
TOTAL REVENUES	-914,275.00	-914,275.00	-1,024,346.42	-15,933.08	.00	110,071.42	
TOTAL EXPENSES	914,275.00	914,275.00	896,275.00	.00	.00	18,000.00	

208 SPECIAL TAX REVENUE BONDS 2020

000 UNDEFINED

208 470000 INTEREST INCOME	-35,000.00	-35,000.00	-39,698.41	-6,650.20	.00	4,698.41	113.4
----------------------------	------------	------------	------------	-----------	-----	----------	-------

BUDGET SUMMARIES REPORT
ACCOUNT SUMMARY JUNE 2024

FOR 2024 09

208	SPECIAL TAX REVENUE BONDS 2020	ORIGINAL APPROP	REVISED BUDGET	YTD ACTUAL	MTD ACTUAL	ENCUMBRANCES	AVAILABLE BUDGET	PCT USE/COL
208 807900	XFER FROM VENUE HOT STV	-1,210,570.00	-1,210,570.00	-1,210,570.00	.00	.00	.00	100.0
208 907900	XFER TO VENUE TAX	35,000.00	35,000.00	35,000.00	.00	.00	.00	100.0
TOTAL UNDEFINED		-1,210,570.00	-1,210,570.00	-1,215,268.41	-6,650.20	.00	4,698.41	100.4%

200 DEBT SERVICE

20820092 566100	DEBT SERVICE - PRI	485,000.00	485,000.00	.00	.00	.00	485,000.00	.0
20820092 566200	DEBT SERVICE - INT	120,285.00	120,285.00	59,892.25	.00	.00	60,392.75	49.8
20820092 566300	Debt Service Reser	605,285.00	605,285.00	.00	.00	.00	605,285.00	.0
TOTAL DEBT SERVICE		1,210,570.00	1,210,570.00	59,892.25	.00	.00	1,150,677.75	4.9%
TOTAL SPECIAL TAX REVENUE BOND		.00	.00	-1,155,376.16	-6,650.20	.00	1,155,376.16	100.0%
TOTAL REVENUES		-1,245,570.00	-1,245,570.00	-1,250,268.41	-6,650.20	.00	4,698.41	
TOTAL EXPENSES		1,245,570.00	1,245,570.00	94,892.25	.00	.00	1,150,677.75	

301 MPO ROAD CONSTRUCTION

000 UNDEFINED

301 470000	INTEREST INCOME	-29,313.00	-29,313.00	-17,775.61	-2,804.99	.00	-11,537.39	60.6
301 736100	DRAW FROM RESERVES	-563,979.00	-563,979.00	.00	.00	.00	-563,979.00	.0
301 801100	XFER FROM GENERAL FUND	-250,000.00	-816,979.00	-816,979.00	.00	.00	.00	100.0
TOTAL UNDEFINED		-843,292.00	-1,410,271.00	-834,754.61	-2,804.99	.00	-575,516.39	59.2%

300 CAPITAL PROJECTS

30130093 562200	CONTRACT SERVICES	843,292.00	1,410,271.00	330,264.87	.00	66,030.73	1,013,975.40	28.1
TOTAL CAPITAL PROJECTS		843,292.00	1,410,271.00	330,264.87	.00	66,030.73	1,013,975.40	28.1%
TOTAL MPO ROAD CONSTRUCTION		.00	.00	-504,489.74	-2,804.99	66,030.73	438,459.01	100.0%
TOTAL REVENUES		-843,292.00	-1,410,271.00	-834,754.61	-2,804.99	.00	-575,516.39	
TOTAL EXPENSES		843,292.00	1,410,271.00	330,264.87	.00	66,030.73	1,013,975.40	

302 TAX ROAD BOND CONTRUCTION

000 UNDEFINED

BUDGET SUMMARIES REPORT
ACCOUNT SUMMARY JUNE 2024

FOR 2024 09

302	TAX ROAD BOND CONSTRUCTION	ORIGINAL APPROP	REVISED BUDGET	YTD ACTUAL	MTD ACTUAL	ENCUMBRANCES	AVAILABLE BUDGET	PCT USE/COL
302 470000	INTEREST INCOME	-750,000.00	-750,000.00	-1,889,960.23	-207,676.30	.00	1,139,960.23	252.0
302 736100	DRAW FROM RESERVES	-59,059,148.00	-59,059,148.00	.00	.00	.00	-59,059,148.00	.0
TOTAL UNDEFINED		-59,809,148.00	-59,809,148.00	-1,889,960.23	-207,676.30	.00	-57,919,187.77	3.2%

300 CAPITAL PROJECTS

30230093 520100	SUPPLIES/OTH OPER	200,000.00	200,000.00	.00	.00	.00	200,000.00	.0
30230093 561400	PROFESSIONAL SERVI	5,000,000.00	5,000,000.00	1,272,716.21	482,516.24	1,306,487.85	2,420,795.94	51.6
30230093 562200	CONTRACT SERVICES	51,609,148.00	51,609,148.00	1,735,506.81	41,360.15	38,218.96	49,835,422.23	3.4
30230093 591600	RIGHT OF WAY EXPEN	3,000,000.00	3,000,000.00	1,625,738.80	81,637.96	405,785.11	968,476.09	67.7
TOTAL CAPITAL PROJECTS		59,809,148.00	59,809,148.00	4,633,961.82	605,514.35	1,750,491.92	53,424,694.26	10.7%
TOTAL TAX ROAD BOND CONSTRUCTIO		.00	.00	2,744,001.59	397,838.05	1,750,491.92	-4,494,493.51	100.0%
TOTAL REVENUES		-59,809,148.00	-59,809,148.00	-1,889,960.23	-207,676.30	.00	-57,919,187.77	
TOTAL EXPENSES		59,809,148.00	59,809,148.00	4,633,961.82	605,514.35	1,750,491.92	53,424,694.26	

304 MEDICAL EXAMINER CONSTRUCTION

000 UNDEFINED

304 470000	INTEREST INCOME	.00	-200,000.00	-691,636.74	-125,616.06	.00	491,636.74	345.8
304 485500	BOND PROCEEDS	.00	-35,683,973.00	-35,683,972.07	.00	.00	-.93	100.0
304 489900	OTHER REVENUE	.00	-6,479.00	-6,479.10	.00	.00	.10	100.0
TOTAL UNDEFINED		.00	-35,890,452.00	-36,382,087.91	-125,616.06	.00	491,635.91	101.4%

300 CAPITAL PROJECTS

30430093 561400	PROFESSIONAL SERVI	.00	1,307,252.00	326,548.43	59,280.65	494,909.24	485,794.33	62.8
30430093 610000	BUILDINGS	.00	34,583,200.00	1,829,924.79	800,125.39	25,181,460.21	7,571,815.00	78.1
TOTAL CAPITAL PROJECTS		.00	35,890,452.00	2,156,473.22	859,406.04	25,676,369.45	8,057,609.33	77.5%
TOTAL MEDICAL EXAMINER CONSTRU		.00	.00	-34,225,614.69	733,789.98	25,676,369.45	8,549,245.24	100.0%
TOTAL REVENUES		.00	-35,890,452.00	-36,382,087.91	-125,616.06	.00	491,635.91	
TOTAL EXPENSES		.00	35,890,452.00	2,156,473.22	859,406.04	25,676,369.45	8,057,609.33	

BUDGET SUMMARIES REPORT
ACCOUNT SUMMARY JUNE 2024

FOR 2024 09

307	CRTC RENOVATIONS #2	ORIGINAL APPROP	REVISED BUDGET	YTD ACTUAL	MTD ACTUAL	ENCUMBRANCES	AVAILABLE BUDGET	PCT USE/COL
307 CRTC RENOVATIONS #2								
000 UNDEFINED								
307 470000	INTEREST INCOME	-60,000.00	-60,000.00	-46,557.48	.00	.00	-13,442.52	77.6
307 736100	DRAW FROM RESERVES	-2,400,000.00	-2,400,000.00	.00	.00	.00	-2,400,000.00	.0
307 801100	XFER FROM GENERAL FUND	-2,753,000.00	-2,753,000.00	.00	.00	.00	-2,753,000.00	.0
TOTAL UNDEFINED		-5,213,000.00	-5,213,000.00	-46,557.48	.00	.00	-5,166,442.52	.9%
300 CAPITAL PROJECTS								
30730093 561400	PROFESSIONAL SERVI	80,000.00	145,000.00	113,811.55	26,780.00	29,740.95	1,447.50	99.0
30730093 610000	BUILDINGS	5,133,000.00	5,068,000.00	2,462,850.54	615,351.30	2,504,931.85	100,217.61	98.0
TOTAL CAPITAL PROJECTS		5,213,000.00	5,213,000.00	2,576,662.09	642,131.30	2,534,672.80	101,665.11	98.0%
TOTAL CRTC RENOVATIONS #2		.00	.00	2,530,104.61	642,131.30	2,534,672.80	-5,064,777.41	100.0%
TOTAL REVENUES		-5,213,000.00	-5,213,000.00	-46,557.48	.00	.00	-5,166,442.52	
TOTAL EXPENSES		5,213,000.00	5,213,000.00	2,576,662.09	642,131.30	2,534,672.80	101,665.11	
308 VENUE CAPITAL PROJECT								
000 UNDEFINED								
308 470000	INTEREST INCOME	-20,000.00	-20,000.00	-8,511.88	-2,264.71	.00	-11,488.12	42.6
308 736100	DRAW FROM RESERVES	-180,200.00	-180,200.00	.00	.00	.00	-180,200.00	.0
308 807900	XFER FROM VENUE HOT STV	.00	-1,800,000.00	-1,800,000.00	.00	.00	.00	100.0
TOTAL UNDEFINED		-200,200.00	-2,000,200.00	-1,808,511.88	-2,264.71	.00	-191,688.12	90.4%
300 CAPITAL PROJECTS								
30830093 561400	PROFESSIONAL SERVI	.00	1,800,000.00	1,371,290.00	.00	54,956.20	373,753.80	79.2

BUDGET SUMMARIES REPORT
ACCOUNT SUMMARY JUNE 2024

FOR 2024 09

	ORIGINAL APPROP	REVISED BUDGET	YTD ACTUAL	MTD ACTUAL	ENCUMBRANCES	AVAILABLE BUDGET	PCT USE/COL
30830093 599900 OTHER CHARGES	200,200.00	200,200.00	.00	.00	.00	200,200.00	.0
TOTAL CAPITAL PROJECTS	200,200.00	2,000,200.00	1,371,290.00	.00	54,956.20	573,953.80	71.3%
TOTAL VENUE CAPITAL PROJECT	.00	.00	-437,221.88	-2,264.71	54,956.20	382,265.68	100.0%
TOTAL REVENUES	-200,200.00	-2,000,200.00	-1,808,511.88	-2,264.71	.00	-191,688.12	
TOTAL EXPENSES	200,200.00	2,000,200.00	1,371,290.00	.00	54,956.20	573,953.80	

401 EMPLOYEE HEALTH BENEFIT

000 UNDEFINED

401 470000 INTEREST INCOME	-180,000.00	-180,000.00	-97,174.50	-7,983.23	.00	-82,825.50	54.0
401 480600 INSURANCE REIMBURSEMENT	-50,000.00	-50,000.00	.00	.00	.00	-50,000.00	.0
401 483010 SURVIVOR SB872 INSURANC	-8,000.00	-8,000.00	.00	.00	.00	-8,000.00	.0
401 483100 COBRA INSURANCE PREMIUM	-10,000.00	-10,000.00	-17,849.54	-3,548.44	.00	7,849.54	178.5
401 483200 RETIREE INSURANCE PREMI	-160,000.00	-160,000.00	-85,570.00	-11,335.00	.00	-74,430.00	53.5
401 484400 STOP LOSS REIMBURSEMENT	-250,000.00	-250,000.00	-630,697.02	-73,260.16	.00	380,697.02	252.3
401 485100 EMPLOYEE MEDICAL SHARE	-1,800,000.00	-1,800,000.00	-1,326,680.50	-141,463.76	.00	-473,319.50	73.7
401 485200 COUNTY MEDICAL SHARE	-10,614,000.00	-10,614,000.00	-7,458,012.72	-796,415.45	.00	-3,155,987.28	70.3
401 489900 OTHER REVENUE	-25,000.00	-25,000.00	-2,040.40	.00	.00	-22,959.60	8.2
401 736100 DRAW FROM RESERVES	-2,368,000.00	-2,368,000.00	.00	.00	.00	-2,368,000.00	.0
TOTAL UNDEFINED	-15,465,000.00	-15,465,000.00	-9,618,024.68	-1,034,006.04	.00	-5,846,975.32	62.2%

400 BENEFITS

40140094 561400 PROFESSIONAL SERVI	40,000.00	40,000.00	.00	.00	.00	40,000.00	.0
40140094 562200 CONTRACT SERVICES	750,000.00	750,000.00	601,084.17	60,791.46	73,963.89	74,951.94	90.0
40140094 581510 EMPLOYEE HEALTH BE	12,500,000.00	12,500,000.00	9,262,061.28	854,384.33	3,237,438.72	500.00	100.0
40140094 581600 HSA EMPLOYER CONTR	1,000,000.00	1,000,000.00	1,342,458.83	4,375.00	.00	-342,458.83	134.2
40140094 581700 RETIREE HRA PAYMEN	175,000.00	175,000.00	147,614.65	9,987.64	.00	27,385.35	84.4
40140094 581800 MEDICAL STOP LOSS	1,000,000.00	1,000,000.00	729,937.58	.00	270,062.42	.00	100.0
TOTAL BENEFITS	15,465,000.00	15,465,000.00	12,083,156.51	929,538.43	3,581,465.03	-199,621.54	101.3%
TOTAL EMPLOYEE HEALTH BENEFIT	.00	.00	2,465,131.83	-104,467.61	3,581,465.03	-6,046,596.86	100.0%
TOTAL REVENUES	-15,465,000.00	-15,465,000.00	-9,618,024.68	-1,034,006.04	.00	-5,846,975.32	
TOTAL EXPENSES	15,465,000.00	15,465,000.00	12,083,156.51	929,538.43	3,581,465.03	-199,621.54	

403 WORKERS COMPENSATION

BUDGET SUMMARIES REPORT
ACCOUNT SUMMARY JUNE 2024

FOR 2024 09

403	WORKERS COMPENSATION	ORIGINAL APPROP	REVISED BUDGET	YTD ACTUAL	MTD ACTUAL	ENCUMBRANCES	AVAILABLE BUDGET	PCT USE/COL
000 UNDEFINED								
403 470000	INTEREST INCOME	-100,000.00	-100,000.00	-384,761.69	-46,088.11	.00	284,761.69	384.8
403 480600	INSURANCE REIMBURSEMENT	-10,000.00	-10,000.00	-53.77	.00	.00	-9,946.23	.5
403 485210	COUNTY W/C SHARE	-1,800,000.00	-1,800,000.00	-1,675,451.19	-176,600.24	.00	-124,548.81	93.1
403 489900	OTHER REVENUE	-500.00	-500.00	.00	.00	.00	-500.00	.0
403 736100	DRAW FROM RESERVES	-3,756,475.00	-3,756,475.00	.00	.00	.00	-3,756,475.00	.0
403 901100	XFER TO GENERAL FUND	3,756,475.00	3,756,475.00	.00	.00	.00	3,756,475.00	.0
TOTAL UNDEFINED		-1,910,500.00	-1,910,500.00	-2,060,266.65	-222,688.35	.00	149,766.65	107.8%
400 BENEFITS								
40340094 520100	SUPPLIES/OTH OPER	500.00	500.00	.00	.00	.00	500.00	.0
40340094 562200	CONTRACT SERVICES	200,000.00	200,000.00	10,490.00	1,185.00	79,519.00	109,991.00	45.0
40340094 580110	INSURANCE PREMIUM	300,000.00	300,000.00	235,129.00	.00	.00	64,871.00	78.4
40340094 581520	WORKERS COMP CLAIM	1,410,000.00	1,410,000.00	510,747.11	33,839.86	180,998.73	718,254.16	49.1
TOTAL BENEFITS		1,910,500.00	1,910,500.00	756,366.11	35,024.86	260,517.73	893,616.16	53.2%
TOTAL WORKERS COMPENSATION		.00	.00	-1,303,900.54	-187,663.49	260,517.73	1,043,382.81	100.0%
TOTAL REVENUES		-5,666,975.00	-5,666,975.00	-2,060,266.65	-222,688.35	.00	-3,606,708.35	
TOTAL EXPENSES		5,666,975.00	5,666,975.00	756,366.11	35,024.86	260,517.73	4,650,091.16	
GRAND TOTAL		.00	541,890.00	-74,485,171.55	6,591,530.83	59,404,955.83	15,622,105.72	-2782.9%

** END OF REPORT - Generated by Scott, Rhonda **

Budget Report

For Fiscal: 2023-2024 Period Ending 06/30/24

Group/Fund Summary

BUDGET SUMMARIES REPORT
GROUP SUMMARY JUNE 2024

FOR 2024 09

	ORIGINAL APPROP	REVISED BUDGET	YTD ACTUAL	MTD ACTUAL	ENCUMBRANCES	AVAILABLE BUDGET	PCT USE/COL
011 GENERAL FUND							
000 UNDEFINED	-143,177,413.00	-142,549,173.00	-118,273,244.27	-4,681,323.63	217.00	-24,276,145.73	83.0%
001 COMMISSIONERS' COURT	745,663.00	745,663.00	525,822.88	53,719.90	2,111.72	217,728.40	70.8%
002 COUNTY JUDGE	397,866.00	397,866.00	283,543.31	29,173.25	711.44	113,611.25	71.4%
003 COUNTY CLERK	1,492,950.00	1,492,950.00	923,991.48	99,280.65	12,363.77	556,594.75	62.7%
005 INFORMATION TECHNOLOGY SER	14,700,345.00	14,738,804.00	7,694,214.09	414,099.25	2,355,202.80	4,689,387.11	68.2%
007 NON DEPARTMENTAL	7,292,234.00	6,111,698.00	2,777,553.15	38,753.69	494,935.11	2,839,209.74	53.5%
009 TREASURER	457,360.00	457,360.00	332,125.26	34,758.97	4,184.90	121,049.84	73.5%
010 TAX ASSESSOR/COLLECTOR	2,555,868.00	2,555,868.00	1,661,488.58	180,277.36	8,006.82	886,372.60	65.3%
011 PURCHASING	511,416.00	582,860.00	345,928.09	32,690.66	7,508.10	229,423.81	60.6%
012 AUDITOR	1,768,090.00	1,768,090.00	1,037,453.71	121,611.68	3,320.34	727,315.95	58.9%
013 HUMAN RESOURCES	1,040,836.00	1,025,836.00	730,484.87	84,392.02	25,673.18	269,677.95	73.7%
014 COURTS	5,456,925.00	5,456,925.00	3,737,387.53	398,306.46	16,718.57	1,702,818.90	68.8%
015 APPELLATE COURTS	23,604.00	23,604.00	16,732.44	1,761.32	.00	6,871.56	70.9%
023 DISTRICT CLERK	2,141,036.00	2,141,036.00	1,431,358.47	143,637.95	27,546.21	682,131.32	68.1%
030 JUDICIAL COMPLIANCE	448,369.00	448,369.00	299,651.41	32,213.62	.00	148,717.59	66.8%
031 JUSTICE OF THE PEACE PCT 1	396,569.00	400,799.00	277,338.97	29,537.89	704.44	122,755.59	69.4%
032 JUSTICE OF THE PEACE PCT 2	369,367.00	369,367.00	250,056.12	27,067.56	1,898.12	117,412.76	68.2%
033 JUSTICE OF THE PEACE PCT 3	428,893.00	428,893.00	290,161.72	31,604.29	1,760.36	136,970.92	68.1%
034 JUSTICE OF THE PEACE PCT 4	419,291.00	419,291.00	287,563.95	29,921.37	1,568.50	130,158.55	69.0%
038 CENTRAL JURY	377,260.00	377,260.00	140,714.19	16,079.75	4,867.21	231,678.60	38.6%
039 JUDICIAL	8,259,083.00	8,259,083.00	7,411,388.50	115,530.62	59,098.86	788,595.64	90.5%
040 DISTRICT ATTORNEY	9,401,147.00	9,751,348.00	6,343,688.21	677,951.21	182,293.41	3,225,366.38	66.9%
041 CONSTABLE PCT 1	257,252.00	257,252.00	148,151.66	17,473.79	13,477.75	95,622.59	62.8%
042 CONSTABLE PCT 2	114,015.00	114,015.00	73,242.99	9,394.21	2,765.87	38,006.14	66.7%
043 CONSTABLE PCT 3	99,269.00	99,269.00	64,671.41	7,772.28	4,129.71	30,467.88	69.3%
044 CONSTABLE PCT 4	98,188.00	98,188.00	52,110.39	10,174.11	5,145.83	40,931.78	58.3%
045 MEDICAL EXAMINER	3,073,241.00	3,073,241.00	1,905,459.63	194,736.68	461,029.04	706,752.33	77.0%
046 SHERIFF	21,109,954.00	21,278,977.00	13,654,567.83	1,410,932.18	2,030,652.69	5,593,756.48	73.7%
047 DETENTION CENTER	37,091,322.00	37,144,061.00	26,354,342.23	2,626,242.77	2,227,219.05	8,562,499.72	76.9%
048 INMATE TRANSPORTATION	5,768,350.00	5,723,350.00	1,918,391.87	30,918.23	3,480,232.15	324,725.98	94.3%
049 PUBLIC SAFETY	2,203,352.00	2,203,352.00	1,826,516.48	27,360.00	173,481.52	203,354.00	90.8%
057 COMM SUPERVISION & CORRECT	14,401.00	14,401.00	2,392.85	169.11	1,607.15	10,401.00	27.8%
061 FACILITY MAINTENANCE	9,508,726.00	9,434,926.00	5,349,051.52	530,549.36	1,615,627.82	2,470,246.66	73.8%
064 AUTO THEFT TASK FORCE	8,650.00	8,650.00	2,353.69	.00	3,497.60	2,798.71	67.6%
068 GENERAL ASSISTANCE	579,585.00	579,585.00	352,022.27	39,352.57	725.24	226,837.49	60.9%
070 VETERAN'S AFFAIRS	76,702.00	76,702.00	55,133.41	5,345.29	.00	21,568.59	71.9%
072 TEXAS AgrILIFE EXT	451,552.00	451,552.00	246,775.99	28,325.20	8,275.54	196,500.47	56.5%
077 ELECTIONS	2,845,475.00	2,845,475.00	1,752,792.30	74,479.81	159,903.71	932,778.99	67.2%
089 LIBRARY SERVICES	244,345.00	244,345.00	239,785.00	.00	.00	4,560.00	98.1%
090 PUBLIC WORKS	948,862.00	948,862.00	324,944.47	28,882.50	204,130.29	419,787.24	55.8%
TOTAL REVENUES	-153,915,013.00	-153,922,752.00	-126,124,384.64	-4,764,656.97	217.00	-27,798,584.36	
TOTAL EXPENSES	153,915,013.00	153,922,752.00	98,972,493.29	7,717,810.90	13,602,374.82	41,347,883.89	

BUDGET SUMMARIES REPORT
GROUP SUMMARY JUNE 2024

FOR 2024 09

020	CONSOLIDATED ROAD AND BRIDGE	ORIGINAL APPROP	REVISED BUDGET	YTD ACTUAL	MTD ACTUAL	ENCUMBRANCES	AVAILABLE BUDGET	PCT USE/COL
020 CONSOLIDATED ROAD AND BRIDGE								
000	UNDEFINED	-16,937,227.00	-16,937,227.00	-12,847,937.85	-257,742.66	.00	-4,089,289.15	75.9%
190	CONSOLIDATED ROAD AND BRID	16,937,227.00	16,937,227.00	9,657,286.31	806,524.10	1,995,035.35	5,284,905.34	68.8%
	TOTAL REVENUES	-16,937,227.00	-16,937,227.00	-12,847,937.85	-257,742.66	.00	-4,089,289.15	
	TOTAL EXPENSES	16,937,227.00	16,937,227.00	9,657,286.31	806,524.10	1,995,035.35	5,284,905.34	
031 PRECINCT 1 PARK								
000	UNDEFINED	-186,599.00	-186,599.00	-119,456.07	-4,507.34	.00	-67,142.93	64.0%
191	PRECINCT 1 PARK	186,599.00	186,599.00	44,683.63	4,418.76	6,491.33	135,424.04	27.4%
	TOTAL REVENUES	-245,083.00	-245,083.00	-177,940.07	-4,507.34	.00	-67,142.93	
	TOTAL EXPENSES	245,083.00	245,083.00	103,167.63	4,418.76	6,491.33	135,424.04	
032 SLATON/ROOSEVELT PARK								
000	UNDEFINED	-160,582.00	-160,582.00	-161,659.35	-2,233.53	.00	1,077.35	100.7%
192	PRECINCT 2 PARK	160,582.00	160,582.00	63,432.73	5,941.77	19,127.46	78,021.81	51.4%
	TOTAL REVENUES	-160,582.00	-160,582.00	-161,659.35	-2,233.53	.00	1,077.35	
	TOTAL EXPENSES	160,582.00	160,582.00	63,432.73	5,941.77	19,127.46	78,021.81	
033 IDALOU/NEW DEAL PARK								
000	UNDEFINED	-100,631.00	-100,631.00	-104,436.12	-2,275.24	.00	3,805.12	103.8%
193	PRECINCT 3 PARK	100,631.00	100,631.00	61,232.32	4,219.71	4,215.53	35,183.15	65.0%
	TOTAL REVENUES	-159,115.00	-159,115.00	-162,920.12	-2,275.24	.00	3,805.12	
	TOTAL EXPENSES	159,115.00	159,115.00	119,716.32	4,219.71	4,215.53	35,183.15	
034 SHALLOWATER PARK								
000	UNDEFINED	-119,427.00	-119,427.00	-109,882.33	-3,436.29	.00	-9,544.67	92.0%
194	PRECINCT 4 PARK	119,427.00	119,427.00	23,113.15	2,389.64	5,377.29	90,936.56	23.9%
	TOTAL REVENUES	-177,911.00	-177,911.00	-168,366.33	-3,436.29	.00	-9,544.67	
	TOTAL EXPENSES	177,911.00	177,911.00	81,597.15	2,389.64	5,377.29	90,936.56	
041 PERMANENT IMPROVEMENT								

BUDGET SUMMARIES REPORT
GROUP SUMMARY JUNE 2024

FOR 2024 09

041	PERMANENT IMPROVEMENT	ORIGINAL APPROP	REVISED BUDGET	YTD ACTUAL	MTD ACTUAL	ENCUMBRANCES	AVAILABLE BUDGET	PCT USE/COL
000	UNDEFINED	-9,170,610.00	-9,239,610.00	-3,182,296.69	-37,207.77	.00	-6,057,313.31	34.4%
061	FACILITY MAINTENANCE	9,170,610.00	9,239,610.00	5,189,145.66	726,758.51	3,362,268.80	688,195.54	92.6%
	TOTAL REVENUES	-9,170,610.00	-9,239,610.00	-3,182,296.69	-37,207.77	.00	-6,057,313.31	
	TOTAL EXPENSES	9,170,610.00	9,239,610.00	5,189,145.66	726,758.51	3,362,268.80	688,195.54	
043 LCETRZ NOI TAX INCREMENT FUND								
000	UNDEFINED	-191,000.00	-191,000.00	-14,953.46	-1,708.61	.00	-176,046.54	7.8%
090	PUBLIC WORKS	191,000.00	191,000.00	.00	.00	.00	191,000.00	.0%
	TOTAL REVENUES	-191,000.00	-191,000.00	-14,953.46	-1,708.61	.00	-176,046.54	
	TOTAL EXPENSES	191,000.00	191,000.00	.00	.00	.00	191,000.00	
046 TJJD (P) JJAEP GRANT								
000	UNDEFINED	-80,000.00	-80,000.00	-4,130.50	.00	.00	-75,869.50	5.2%
051	JUVENILE PROBATION	80,000.00	80,000.00	.00	.00	4,128.00	75,872.00	5.2%
	TOTAL REVENUES	-80,000.00	-80,000.00	-4,130.50	.00	.00	-75,869.50	
	TOTAL EXPENSES	80,000.00	80,000.00	.00	.00	4,128.00	75,872.00	
047 TJJD TJJD DSA RISK & NEEDS ASS								
000	UNDEFINED	-15,628.00	-15,628.00	-14,105.36	.00	.00	-1,522.64	90.3%
051	JUVENILE PROBATION	15,628.00	15,628.00	14,105.36	.00	.00	1,522.64	90.3%
	TOTAL REVENUES	-15,628.00	-15,628.00	-14,105.36	.00	.00	-1,522.64	
	TOTAL EXPENSES	15,628.00	15,628.00	14,105.36	.00	.00	1,522.64	
048 TJJD DSA RESIDENTIAL PROJECTS								
000	UNDEFINED	-127,520.00	-127,520.00	.00	.00	.00	-127,520.00	.0%
051	JUVENILE PROBATION	127,520.00	127,520.00	.00	.00	.00	127,520.00	.0%
	TOTAL REVENUES	-127,520.00	-127,520.00	.00	.00	.00	-127,520.00	
	TOTAL EXPENSES	127,520.00	127,520.00	.00	.00	.00	127,520.00	
049 TJJD DSA PREVENT/INTERVENTION								

BUDGET SUMMARIES REPORT
GROUP SUMMARY JUNE 2024

FOR 2024 09

049	TJJJ DSA PREVENT/INTERVENTION	ORIGINAL APPROP	REVISED BUDGET	YTD ACTUAL	MTD ACTUAL	ENCUMBRANCES	AVAILABLE BUDGET	PCT USE/COL
000 UNDEFINED		.00	-66,000.00	-55,000.00	-5,500.00	.00	-11,000.00	83.3%
051 JUVENILE PROBATION		.00	66,000.00	.00	.00	.00	66,000.00	.0%
	TOTAL REVENUES	.00	-66,000.00	-55,000.00	-5,500.00	.00	-11,000.00	
	TOTAL EXPENSES	.00	66,000.00	.00	.00	.00	66,000.00	
050 JUVENILE STAR PROGRAM								
000 UNDEFINED		-381,500.00	-381,500.00	-120,500.00	.00	.00	-261,000.00	31.6%
051 JUVENILE PROBATION		381,500.00	381,500.00	68,901.94	7,058.51	.00	312,598.06	18.1%
	TOTAL REVENUES	-381,500.00	-381,500.00	-120,500.00	.00	.00	-261,000.00	
	TOTAL EXPENSES	381,500.00	381,500.00	68,901.94	7,058.51	.00	312,598.06	
051 JUVENILE PROBATION								
000 UNDEFINED		-2,711,334.00	-2,711,334.00	600,119.97	-99,637.39	.00	-3,311,453.97	-22.1%
051 JUVENILE PROBATION		2,711,334.00	2,711,334.00	1,823,609.60	193,615.77	170,461.32	717,263.08	73.5%
	TOTAL REVENUES	-8,594,191.00	-8,594,191.00	-961,210.35	-99,637.39	.00	-7,632,980.65	
	TOTAL EXPENSES	8,594,191.00	8,594,191.00	3,384,939.92	193,615.77	170,461.32	5,038,789.76	
054 TJJJ (A) JUV PROB COMM GRANT								
000 UNDEFINED		-2,814,968.00	-2,814,968.00	-2,264,023.40	-182,597.00	.00	-550,944.60	80.4%
051 JUVENILE PROBATION		2,814,968.00	2,814,968.00	1,778,217.88	191,489.00	163,284.50	873,465.62	69.0%
	TOTAL REVENUES	-2,814,968.00	-2,814,968.00	-2,264,023.40	-182,597.00	.00	-550,944.60	
	TOTAL EXPENSES	2,814,968.00	2,814,968.00	1,778,217.88	191,489.00	163,284.50	873,465.62	
055 JUVENILE DETENTION								
000 UNDEFINED		-5,532,696.00	-5,532,696.00	-2,258,128.39	-130,196.00	.00	-3,274,567.61	40.8%
051 JUVENILE PROBATION		5,532,696.00	5,532,696.00	3,549,652.15	427,042.30	74,579.49	1,908,464.36	65.5%
	TOTAL REVENUES	-5,532,696.00	-5,532,696.00	-2,258,128.39	-130,196.00	.00	-3,274,567.61	
	TOTAL EXPENSES	5,532,696.00	5,532,696.00	3,549,652.15	427,042.30	74,579.49	1,908,464.36	
057 JUVENILE FOOD SERVICE								

BUDGET SUMMARIES REPORT
GROUP SUMMARY JUNE 2024

FOR 2024 09

057	JUVENILE FOOD SERVICE	ORIGINAL APPROP	REVISED BUDGET	YTD ACTUAL	MTD ACTUAL	ENCUMBRANCES	AVAILABLE BUDGET	PCT USE/COL
000 UNDEFINED		-419,096.00	-432,030.00	-244,625.61	.00	.00	-187,404.39	56.6%
051 JUVENILE PROBATION		419,096.00	432,030.00	324,984.17	33,815.03	28,297.81	78,748.02	81.8%
	TOTAL REVENUES	-419,096.00	-432,030.00	-244,625.61	.00	.00	-187,404.39	
	TOTAL EXPENSES	419,096.00	432,030.00	324,984.17	33,815.03	28,297.81	78,748.02	
067 CJD DWI COURT GRANT								
000 UNDEFINED		-50,796.00	-50,796.00	-20,032.06	.00	.00	-30,763.94	39.4%
014 COURTS		50,796.00	50,796.00	22,657.30	2,625.24	.00	28,138.70	44.6%
	TOTAL REVENUES	-50,796.00	-50,796.00	-20,032.06	.00	.00	-30,763.94	
	TOTAL EXPENSES	50,796.00	50,796.00	22,657.30	2,625.24	.00	28,138.70	
070 ON LINE ACCESS								
000 UNDEFINED		-185,000.00	-185,000.00	-11,455.06	-1,301.37	.00	-173,544.94	6.2%
014 COURTS		185,000.00	185,000.00	5,206.24	520.00	1,540.00	178,253.76	3.6%
	TOTAL REVENUES	-185,000.00	-185,000.00	-11,455.06	-1,301.37	.00	-173,544.94	
	TOTAL EXPENSES	185,000.00	185,000.00	5,206.24	520.00	1,540.00	178,253.76	
072 CJD DRUG COURT GRANT								
000 UNDEFINED		-50,796.00	-50,796.00	-12,465.43	.00	.00	-38,330.57	24.5%
014 COURTS		50,796.00	50,796.00	12,465.43	.00	.00	38,330.57	24.5%
	TOTAL REVENUES	-50,796.00	-50,796.00	-12,465.43	.00	.00	-38,330.57	
	TOTAL EXPENSES	50,796.00	50,796.00	12,465.43	.00	.00	38,330.57	
074 COUNTY DRUG COURT COURT COST								
000 UNDEFINED		-33,000.00	-33,000.00	-31,867.27	-3,950.49	.00	-1,132.73	96.6%
014 COURTS		33,000.00	33,000.00	.00	.00	.00	33,000.00	.0%
	TOTAL REVENUES	-33,000.00	-33,000.00	-31,867.27	-3,950.49	.00	-1,132.73	
	TOTAL EXPENSES	33,000.00	33,000.00	.00	.00	.00	33,000.00	
075 DISPUTE RESOLUTION								

BUDGET SUMMARIES REPORT
GROUP SUMMARY JUNE 2024

FOR 2024 09

075	DISPUTE RESOLUTION	ORIGINAL APPROP	REVISED BUDGET	YTD ACTUAL	MTD ACTUAL	ENCUMBRANCES	AVAILABLE BUDGET	PCT USE/COL
000	UNDEFINED	-421,625.00	-421,625.00	-226,920.98	-26,972.45	.00	-194,704.02	53.8%
075	DISPUTE RESOLUTION	421,625.00	421,625.00	320,936.19	26,159.10	2,222.29	98,466.52	76.6%
	TOTAL REVENUES	-421,625.00	-421,625.00	-260,405.65	-26,972.45	.00	-161,219.35	
	TOTAL EXPENSES	421,625.00	421,625.00	354,420.86	26,159.10	2,222.29	64,981.85	
076 USDA AG MEDIATION GRANT								
000	UNDEFINED	-420,000.00	-420,000.00	-129,428.06	.00	.00	-290,571.94	30.8%
076	USDA AG MEDIATION GRANT	420,000.00	420,000.00	175,512.35	18,119.34	12,518.45	231,969.20	44.8%
	TOTAL REVENUES	-420,000.00	-420,000.00	-129,428.06	.00	.00	-290,571.94	
	TOTAL EXPENSES	420,000.00	420,000.00	175,512.35	18,119.34	12,518.45	231,969.20	
077 DOMESTIC RELATIONS OFFICE								
000	UNDEFINED	-179,145.00	-186,770.00	-111,636.17	-3,646.32	.00	-75,133.83	59.8%
075	DISPUTE RESOLUTION	179,145.00	186,770.00	138,261.69	12,850.09	1,313.71	47,194.60	74.7%
	TOTAL REVENUES	-179,145.00	-186,770.00	-111,636.17	-3,646.32	.00	-75,133.83	
	TOTAL EXPENSES	179,145.00	186,770.00	138,261.69	12,850.09	1,313.71	47,194.60	
079 VENUE HOT & STVR TAX								
000	UNDEFINED	-2,350,480.00	-550,480.00	406,757.36	-341,890.38	.00	-957,237.36	-73.9%
001	COMMISSIONERS' COURT	2,350,480.00	550,480.00	1,220.95	36.23	668.00	548,591.05	.3%
	TOTAL REVENUES	-3,561,050.00	-3,561,050.00	-2,603,812.64	-341,890.38	.00	-957,237.36	
	TOTAL EXPENSES	3,561,050.00	3,561,050.00	3,011,790.95	36.23	668.00	548,591.05	
081 LAW LIBRARY								
000	UNDEFINED	-200,496.00	-200,496.00	-150,947.04	-15,366.94	.00	-49,548.96	75.3%
081	LAW LIBRARY	200,496.00	200,496.00	158,974.51	13,462.31	18,008.00	23,513.49	88.3%
	TOTAL REVENUES	-200,496.00	-200,496.00	-150,947.04	-15,366.94	.00	-49,548.96	
	TOTAL EXPENSES	200,496.00	200,496.00	158,974.51	13,462.31	18,008.00	23,513.49	
083 ELECTION SERVICES								

BUDGET SUMMARIES REPORT
GROUP SUMMARY JUNE 2024

FOR 2024 09

083	ELECTION SERVICES	ORIGINAL APPROP	REVISED BUDGET	YTD ACTUAL	MTD ACTUAL	ENCUMBRANCES	AVAILABLE BUDGET	PCT USE/COL
000 UNDEFINED		-1,067,774.00	-1,067,774.00	.00	.00	.00	-1,067,774.00	.0%
077 ELECTIONS		1,067,774.00	1,067,774.00	465,720.67	107,670.15	255,741.24	346,312.09	67.6%
	TOTAL REVENUES	-1,067,774.00	-1,067,774.00	.00	.00	.00	-1,067,774.00	
	TOTAL EXPENSES	1,067,774.00	1,067,774.00	465,720.67	107,670.15	255,741.24	346,312.09	
085 ELECTION ADMINISTRATION								
000 UNDEFINED		-42,300.00	-42,300.00	-9,964.32	-1,119.08	.00	-32,335.68	23.6%
077 ELECTIONS		42,300.00	193,475.00	21,669.40	.00	.00	171,805.60	11.2%
	TOTAL REVENUES	-42,300.00	-42,300.00	-9,964.32	-1,119.08	.00	-32,335.68	
	TOTAL EXPENSES	42,300.00	193,475.00	21,669.40	.00	.00	171,805.60	
086 ELECTION EQUIPMENT								
000 UNDEFINED		-111,000.00	-111,000.00	-17,194.10	-1,818.56	.00	-93,805.90	15.5%
077 ELECTIONS		111,000.00	297,715.00	131,356.79	.00	.00	166,358.21	44.1%
	TOTAL REVENUES	-111,000.00	-111,000.00	-17,194.10	-1,818.56	.00	-93,805.90	
	TOTAL EXPENSES	111,000.00	297,715.00	131,356.79	.00	.00	166,358.21	
088 SETTLEMENTS FUND								
000 UNDEFINED		.00	-166,011.00	-166,802.19	-81,862.20	.00	791.19	100.5%
002 COUNTY JUDGE		.00	166,011.00	.00	.00	.00	166,011.00	.0%
	TOTAL REVENUES	.00	-166,011.00	-166,802.19	-81,862.20	.00	791.19	
	TOTAL EXPENSES	.00	166,011.00	.00	.00	.00	166,011.00	
090 DIST CLK RECORDS MGT. AND PRES								
000 UNDEFINED		-24,110.00	-24,110.00	-55,395.88	-7,320.22	.00	31,285.88	229.8%
023 DISTRICT CLERK		24,110.00	30,610.00	13,217.69	1,006.60	.00	17,392.31	43.2%
	TOTAL REVENUES	-24,110.00	-24,110.00	-55,395.88	-7,320.22	.00	31,285.88	
	TOTAL EXPENSES	24,110.00	30,610.00	13,217.69	1,006.60	.00	17,392.31	
091 CTY CLK RECORDS MGT. AND PRES								

BUDGET SUMMARIES REPORT
GROUP SUMMARY JUNE 2024

FOR 2024 09

091	CTY CLK RECORDS MGT. AND PRES	ORIGINAL APPROP	REVISED BUDGET	YTD ACTUAL	MTD ACTUAL	ENCUMBRANCES	AVAILABLE BUDGET	PCT USE/COL
000	UNDEFINED	-724,500.00	-724,500.00	-615,973.65	-78,003.67	.00	-108,526.35	85.0%
003	COUNTY CLERK	724,500.00	724,500.00	18,980.36	1,826.74	.00	705,519.64	2.6%
	TOTAL REVENUES	-724,500.00	-724,500.00	-615,973.65	-78,003.67	.00	-108,526.35	
	TOTAL EXPENSES	724,500.00	724,500.00	18,980.36	1,826.74	.00	705,519.64	
092 CTY RECORDS MGT. AND PRES								
000	UNDEFINED	-89,715.00	-89,715.00	-62,494.31	-8,983.71	.00	-27,220.69	69.7%
001	COMMISSIONERS' COURT	89,715.00	89,715.00	60,103.80	6,309.36	.00	29,611.20	67.0%
	TOTAL REVENUES	-89,715.00	-89,715.00	-62,494.31	-8,983.71	.00	-27,220.69	
	TOTAL EXPENSES	89,715.00	89,715.00	60,103.80	6,309.36	.00	29,611.20	
093 COURTHOUSE SECURITY								
000	UNDEFINED	-140,607.00	-140,607.00	-108,739.91	-12,035.34	.00	-31,867.09	77.3%
046	SHERIFF	140,607.00	140,607.00	145,956.91	12,935.27	1,656.76	-7,006.67	105.0%
	TOTAL REVENUES	-140,607.00	-140,607.00	-108,739.91	-12,035.34	.00	-31,867.09	
	TOTAL EXPENSES	140,607.00	140,607.00	145,956.91	12,935.27	1,656.76	-7,006.67	
094 COURT RECORD PRESERVATION								
000	UNDEFINED	-55,500.00	-55,500.00	-9,665.28	-1,092.50	.00	-45,834.72	17.4%
001	COMMISSIONERS' COURT	55,500.00	55,500.00	830.00	.00	18,339.26	36,330.74	34.5%
	TOTAL REVENUES	-55,500.00	-55,500.00	-9,665.28	-1,092.50	.00	-45,834.72	
	TOTAL EXPENSES	55,500.00	55,500.00	830.00	.00	18,339.26	36,330.74	
095 LOCAL TRUANCY PREVENT & DIVERS								
000	UNDEFINED	-15,498.00	-15,498.00	-13,415.32	-1,743.77	.00	-2,082.68	86.6%
001	COMMISSIONERS' COURT	15,498.00	15,498.00	1,000.00	.00	.00	14,498.00	6.5%
	TOTAL REVENUES	-15,498.00	-15,498.00	-13,415.32	-1,743.77	.00	-2,082.68	
	TOTAL EXPENSES	15,498.00	15,498.00	1,000.00	.00	.00	14,498.00	
096 HISTORICAL COMMISSION								

BUDGET SUMMARIES REPORT
GROUP SUMMARY JUNE 2024

FOR 2024 09

096	HISTORICAL COMMISSION	ORIGINAL APPROP	REVISED BUDGET	YTD ACTUAL	MTD ACTUAL	ENCUMBRANCES	AVAILABLE BUDGET	PCT USE/COL
000	UNDEFINED	-7,200.00	-7,200.00	-6,656.78	-61.98	.00	-543.22	92.5%
001	COMMISSIONERS' COURT	7,200.00	7,200.00	-3,014.65	53.09	.00	10,214.65	-41.9%
	TOTAL REVENUES	-7,200.00	-7,200.00	-6,656.78	-61.98	.00	-543.22	
	TOTAL EXPENSES	7,200.00	7,200.00	-3,014.65	53.09	.00	10,214.65	
097 CHILD ABUSE PREVENTION								
000	UNDEFINED	-353.00	-353.00	-678.41	-26.67	.00	325.41	192.2%
001	COMMISSIONERS' COURT	353.00	1,853.00	400.00	100.00	.00	1,453.00	21.6%
	TOTAL REVENUES	-353.00	-353.00	-678.41	-26.67	.00	325.41	
	TOTAL EXPENSES	353.00	1,853.00	400.00	100.00	.00	1,453.00	
099 CTY/DIST COURT TECHNOLOGY								
000	UNDEFINED	-7,000.00	-7,000.00	-6,929.69	-847.18	.00	-70.31	99.0%
001	COMMISSIONERS' COURT	7,000.00	7,000.00	.00	.00	.00	7,000.00	.0%
	TOTAL REVENUES	-7,000.00	-7,000.00	-6,929.69	-847.18	.00	-70.31	
	TOTAL EXPENSES	7,000.00	7,000.00	.00	.00	.00	7,000.00	
102 DIST COURT RECORDS TECHNOLOGY								
000	UNDEFINED	-60,000.00	-60,000.00	-2,333.54	-242.04	.00	-57,666.46	3.9%
023	DISTRICT CLERK	60,000.00	60,000.00	.00	.00	60,000.00	.00	100.0%
	TOTAL REVENUES	-60,000.00	-60,000.00	-2,333.54	-242.04	.00	-57,666.46	
	TOTAL EXPENSES	60,000.00	60,000.00	.00	.00	60,000.00	.00	
103 COUNTY CLERK RECORDS ARCHIVES								
000	UNDEFINED	-670,000.00	-670,000.00	-517,870.88	-66,665.99	.00	-152,129.12	77.3%
003	COUNTY CLERK	670,000.00	670,000.00	29,224.01	4,537.92	156,357.37	484,418.62	27.7%
	TOTAL REVENUES	-670,000.00	-670,000.00	-517,870.88	-66,665.99	.00	-152,129.12	
	TOTAL EXPENSES	670,000.00	670,000.00	29,224.01	4,537.92	156,357.37	484,418.62	
105 COMMUNITY/ECONOMIC DEV PRG								

BUDGET SUMMARIES REPORT
GROUP SUMMARY JUNE 2024

FOR 2024 09

105	COMMUNITY/ECONOMIC DEV PRG	ORIGINAL APPROP	REVISED BUDGET	YTD ACTUAL	MTD ACTUAL	ENCUMBRANCES	AVAILABLE BUDGET	PCT USE/COL
000	UNDEFINED	-66,950.00	-66,950.00	-18,373.69	-2,005.25	.00	-48,576.31	27.4%
002	COUNTY JUDGE	66,950.00	91,950.00	51,042.51	5,750.00	16,250.00	24,657.49	73.2%
	TOTAL REVENUES	-66,950.00	-66,950.00	-18,373.69	-2,005.25	.00	-48,576.31	
	TOTAL EXPENSES	66,950.00	91,950.00	51,042.51	5,750.00	16,250.00	24,657.49	
106 AMERICAN RESCUE PLAN ACT								
000	UNDEFINED	-19,913,060.00	-19,913,060.00	-20,506,631.49	-65,158.53	.00	593,571.49	103.0%
001	COMMISSIONERS' COURT	19,913,060.00	19,913,060.00	2,792,723.33	828,146.50	3,885,701.92	13,234,634.75	33.5%
	TOTAL REVENUES	-22,913,060.00	-22,913,060.00	-23,506,631.49	-65,158.53	.00	593,571.49	
	TOTAL EXPENSES	22,913,060.00	22,913,060.00	5,792,723.33	828,146.50	3,885,701.92	13,234,634.75	
108 JP1 JUSTICE COURT TECHNOLOGY								
000	UNDEFINED	-28,801.00	-28,801.00	-6,110.61	-742.43	.00	-22,690.39	21.2%
001	COMMISSIONERS' COURT	28,801.00	28,801.00	686.66	.00	3,313.34	24,801.00	13.9%
	TOTAL REVENUES	-28,801.00	-28,801.00	-6,110.61	-742.43	.00	-22,690.39	
	TOTAL EXPENSES	28,801.00	28,801.00	686.66	.00	3,313.34	24,801.00	
109 JP2 JUSTICE COURT TECHNOLOGY								
000	UNDEFINED	-20,000.00	-20,000.00	-5,356.80	-692.89	.00	-14,643.20	26.8%
001	COMMISSIONERS' COURT	20,000.00	20,000.00	241.86	.00	248.99	19,509.15	2.5%
	TOTAL REVENUES	-20,000.00	-20,000.00	-5,356.80	-692.89	.00	-14,643.20	
	TOTAL EXPENSES	20,000.00	20,000.00	241.86	.00	248.99	19,509.15	
110 JP3 JUSTICE COURT TECHNOLOGY								
000	UNDEFINED	-3,000.00	-3,000.00	-1,746.76	-191.26	767.00	-2,020.24	32.7%
001	COMMISSIONERS' COURT	3,000.00	3,000.00	.00	.00	.00	3,000.00	.0%
	TOTAL REVENUES	-3,000.00	-3,000.00	-1,746.76	-191.26	767.00	-2,020.24	
	TOTAL EXPENSES	3,000.00	3,000.00	.00	.00	.00	3,000.00	
111 JP4 JUSTICE COURT TECHNOLOGY								

BUDGET SUMMARIES REPORT
GROUP SUMMARY JUNE 2024

FOR 2024 09

111	JP4 JUSTICE COURT TECHNOLOGY	ORIGINAL APPROP	REVISED BUDGET	YTD ACTUAL	MTD ACTUAL	ENCUMBRANCES	AVAILABLE BUDGET	PCT USE/COL
000 UNDEFINED		-31,550.00	-31,550.00	-6,135.85	-689.86	.00	-25,414.15	19.4%
001 COMMISSIONERS' COURT		31,550.00	31,550.00	25,696.87	273.06	.00	5,853.13	81.4%
	TOTAL REVENUES	-31,550.00	-31,550.00	-6,135.85	-689.86	.00	-25,414.15	
	TOTAL EXPENSES	31,550.00	31,550.00	25,696.87	273.06	.00	5,853.13	
112 COURT FACILITY FEE								
000 UNDEFINED		-109,725.00	-109,725.00	-76,720.58	-9,685.33	.00	-33,004.42	69.9%
001 COMMISSIONERS' COURT		109,725.00	109,725.00	.00	.00	.00	109,725.00	.0%
	TOTAL REVENUES	-109,725.00	-109,725.00	-76,720.58	-9,685.33	.00	-33,004.42	
	TOTAL EXPENSES	109,725.00	109,725.00	.00	.00	.00	109,725.00	
114 JUDICIAL EDUCATION & SUPPORT								
000 UNDEFINED		-5,775.00	-5,775.00	-3,876.29	-473.59	.00	-1,898.71	67.1%
001 COMMISSIONERS' COURT		5,775.00	5,775.00	.00	.00	.00	5,775.00	.0%
	TOTAL REVENUES	-5,775.00	-5,775.00	-3,876.29	-473.59	.00	-1,898.71	
	TOTAL EXPENSES	5,775.00	5,775.00	.00	.00	.00	5,775.00	
115 LANGUAGE ACCESS								
000 UNDEFINED		-37,515.00	-37,515.00	-31,846.76	-3,966.23	.00	-5,668.24	84.9%
001 COMMISSIONERS' COURT		37,515.00	37,515.00	.00	.00	.00	37,515.00	.0%
	TOTAL REVENUES	-37,515.00	-37,515.00	-31,846.76	-3,966.23	.00	-5,668.24	
	TOTAL EXPENSES	37,515.00	37,515.00	.00	.00	.00	37,515.00	
122 SHERIFF CONTRABAND								
000 UNDEFINED		-328,000.00	-328,000.00	-101,229.60	.00	.00	-226,770.40	30.9%
046 SHERIFF		328,000.00	328,000.00	193,265.96	.00	.00	134,734.04	58.9%
	TOTAL REVENUES	-328,000.00	-328,000.00	-101,229.60	.00	.00	-226,770.40	
	TOTAL EXPENSES	328,000.00	328,000.00	193,265.96	.00	.00	134,734.04	
124 INMATE SUPPLY								

BUDGET SUMMARIES REPORT
GROUP SUMMARY JUNE 2024

FOR 2024 09

124	INMATE SUPPLY	ORIGINAL APPROP	REVISED BUDGET	YTD ACTUAL	MTD ACTUAL	ENCUMBRANCES	AVAILABLE BUDGET	PCT USE/COL
000	UNDEFINED	-1,114,000.00	-1,114,000.00	-712,403.39	.00	.00	-401,596.61	64.0%
047	DETENTION CENTER	1,114,000.00	1,114,000.00	597,465.87	.00	.00	516,534.13	53.6%
	TOTAL REVENUES	-1,114,000.00	-1,114,000.00	-712,403.39	.00	.00	-401,596.61	
	TOTAL EXPENSES	1,114,000.00	1,114,000.00	597,465.87	.00	.00	516,534.13	
126 VINE GRANT								
000	UNDEFINED	-30,171.00	-30,286.00	-22,713.96	.00	.00	-7,572.04	75.0%
046	SHERIFF	30,171.00	30,286.00	22,713.96	7,571.32	7,571.30	.74	100.0%
	TOTAL REVENUES	-30,171.00	-30,286.00	-22,713.96	.00	.00	-7,572.04	
	TOTAL EXPENSES	30,171.00	30,286.00	22,713.96	7,571.32	7,571.30	.74	
128 HOMELAND SECURITY GRANT								
000	UNDEFINED	-212,674.00	-212,674.00	-149,870.63	.00	.00	-62,803.37	70.5%
046	SHERIFF	212,674.00	212,674.00	149,870.63	.00	58,434.60	4,368.77	97.9%
	TOTAL REVENUES	-212,674.00	-212,674.00	-149,870.63	.00	.00	-62,803.37	
	TOTAL EXPENSES	212,674.00	212,674.00	149,870.63	.00	58,434.60	4,368.77	
129 HAZARD MITIGATION GRANT-EM								
000	UNDEFINED	-243,600.00	-243,600.00	.00	.00	.00	-243,600.00	.0%
046	SHERIFF	243,600.00	243,600.00	.00	.00	.00	243,600.00	.0%
	TOTAL REVENUES	-243,600.00	-243,600.00	.00	.00	.00	-243,600.00	
	TOTAL EXPENSES	243,600.00	243,600.00	.00	.00	.00	243,600.00	
130 PROJECT SAFE NEIGHBORHOOD								
000	UNDEFINED	-136,000.00	-136,000.00	.00	.00	.00	-136,000.00	.0%
046	SHERIFF	136,000.00	136,000.00	19,897.68	9,295.13	716.88	115,385.44	15.2%
	TOTAL REVENUES	-136,000.00	-136,000.00	.00	.00	.00	-136,000.00	
	TOTAL EXPENSES	136,000.00	136,000.00	19,897.68	9,295.13	716.88	115,385.44	
142 LEOSE SHERIFF								

BUDGET SUMMARIES REPORT
GROUP SUMMARY JUNE 2024

FOR 2024 09

142	LEOSE SHERIFF	ORIGINAL APPROP	REVISED BUDGET	YTD ACTUAL	MTD ACTUAL	ENCUMBRANCES	AVAILABLE BUDGET	PCT USE/COL
000 UNDEFINED		-26,000.00	-26,000.00	-60,209.59	-814.92	.00	34,209.59	231.6%
046 SHERIFF		26,000.00	72,000.00	11,655.24	.00	31,016.00	29,328.76	59.3%
	TOTAL REVENUES	-26,000.00	-26,000.00	-60,209.59	-814.92	.00	34,209.59	
	TOTAL EXPENSES	26,000.00	72,000.00	11,655.24	.00	31,016.00	29,328.76	
145 SHERIFF COMMISSARY SALARY								
000 UNDEFINED		-958,673.00	-958,673.00	-704,801.37	-81,515.66	.00	-253,871.63	73.5%
047 DETENTION CENTER		958,673.00	958,673.00	703,079.90	80,931.45	.00	255,593.10	73.3%
	TOTAL REVENUES	-958,673.00	-958,673.00	-704,801.37	-81,515.66	.00	-253,871.63	
	TOTAL EXPENSES	958,673.00	958,673.00	703,079.90	80,931.45	.00	255,593.10	
146 LECD EMER COMMUNICATION GRANT								
000 UNDEFINED		.00	-40,250.00	.00	.00	.00	-40,250.00	.0%
046 SHERIFF		.00	40,250.00	35,698.58	2,648.58	.00	4,551.42	88.7%
	TOTAL REVENUES	.00	-40,250.00	.00	.00	.00	-40,250.00	
	TOTAL EXPENSES	.00	40,250.00	35,698.58	2,648.58	.00	4,551.42	
150 TAG GRANT								
000 UNDEFINED		-12,552,087.00	-12,552,087.00	-2,019,018.81	.00	.00	-10,533,068.19	16.1%
046 SHERIFF		12,552,087.00	12,552,087.00	2,154,126.79	128,107.98	1,388,348.32	9,009,611.89	28.2%
	TOTAL REVENUES	-12,552,087.00	-12,552,087.00	-2,019,018.81	.00	.00	-10,533,068.19	
	TOTAL EXPENSES	12,552,087.00	12,552,087.00	2,154,126.79	128,107.98	1,388,348.32	9,009,611.89	
152 TAG CRIMINAL JUSTICE GRANT								
000 UNDEFINED		.00	-23,910.00	-10,000.00	.00	.00	-13,910.00	41.8%
046 SHERIFF		.00	23,910.00	12,622.55	2,622.55	.00	11,287.45	52.8%
	TOTAL REVENUES	.00	-23,910.00	-10,000.00	.00	.00	-13,910.00	
	TOTAL EXPENSES	.00	23,910.00	12,622.55	2,622.55	.00	11,287.45	
161 CDA BUSINESS CRIMES								

BUDGET SUMMARIES REPORT
GROUP SUMMARY JUNE 2024

FOR 2024 09

161	CDA BUSINESS CRIMES	ORIGINAL APPROP	REVISED BUDGET	YTD ACTUAL	MTD ACTUAL	ENCUMBRANCES	AVAILABLE BUDGET	PCT USE/COL
000	UNDEFINED	-86,500.00	-86,500.00	-37,181.78	.00	.00	-49,318.22	43.0%
040	DISTRICT ATTORNEY	86,500.00	136,500.00	50,729.39	1,912.80	.00	85,770.61	37.2%
	TOTAL REVENUES	-86,500.00	-86,500.00	-37,181.78	.00	.00	-49,318.22	
	TOTAL EXPENSES	86,500.00	136,500.00	50,729.39	1,912.80	.00	85,770.61	
163 CDA CONTRABAND								
000	UNDEFINED	-100,000.00	-100,000.00	-61,644.74	.00	.00	-38,355.26	61.6%
040	DISTRICT ATTORNEY	100,000.00	175,000.00	75,103.86	631.75	.00	99,896.14	42.9%
	TOTAL REVENUES	-100,000.00	-100,000.00	-61,644.74	.00	.00	-38,355.26	
	TOTAL EXPENSES	100,000.00	175,000.00	75,103.86	631.75	.00	99,896.14	
164 CDA SPATTF GRANT								
000	UNDEFINED	-1,502,168.00	-1,502,168.00	-473,399.35	-21,560.00	.00	-1,028,768.65	31.5%
040	DISTRICT ATTORNEY	1,502,168.00	1,502,168.00	1,047,391.18	93,308.21	119,503.84	335,272.98	77.7%
	TOTAL REVENUES	-1,502,168.00	-1,502,168.00	-473,399.35	-21,560.00	.00	-1,028,768.65	
	TOTAL EXPENSES	1,502,168.00	1,502,168.00	1,047,391.18	93,308.21	119,503.84	335,272.98	
166 CDA JAG GRANT								
000	UNDEFINED	-191,119.00	-229,403.00	-235,755.42	.00	.00	6,352.42	102.8%
040	DISTRICT ATTORNEY	191,119.00	229,403.00	97,254.32	4,384.96	4,356.00	127,792.68	44.3%
	TOTAL REVENUES	-191,119.00	-229,403.00	-235,755.42	.00	.00	6,352.42	
	TOTAL EXPENSES	191,119.00	229,403.00	97,254.32	4,384.96	4,356.00	127,792.68	
168 CDA Border Prosecution Unit								
000	UNDEFINED	-439,530.00	-729,299.00	-102,204.38	.00	.00	-627,094.62	14.0%
040	DISTRICT ATTORNEY	439,530.00	729,299.00	118,129.97	15,925.59	.00	611,169.03	16.2%
	TOTAL REVENUES	-439,530.00	-729,299.00	-102,204.38	.00	.00	-627,094.62	
	TOTAL EXPENSES	439,530.00	729,299.00	118,129.97	15,925.59	.00	611,169.03	
171 CDA VOCA VICTIM ADV PROJECT								

BUDGET SUMMARIES REPORT
GROUP SUMMARY JUNE 2024

FOR 2024 09

171	CDA VOCA VICTIM ADV PROJECT	ORIGINAL APPROP	REVISED BUDGET	YTD ACTUAL	MTD ACTUAL	ENCUMBRANCES	AVAILABLE BUDGET	PCT USE/COL
000 UNDEFINED		-147,474.00	-147,474.00	-92,482.30	.00	.00	-54,991.70	62.7%
040 DISTRICT ATTORNEY		147,474.00	147,474.00	102,583.11	10,100.81	.00	44,890.89	69.6%
	TOTAL REVENUES	-147,474.00	-147,474.00	-92,482.30	.00	.00	-54,991.70	
	TOTAL EXPENSES	147,474.00	147,474.00	102,583.11	10,100.81	.00	44,890.89	
202 UNLIMITED TAX ROAD BONDS								
000 UNDEFINED		-7,943,121.00	-7,943,121.00	-7,794,151.51	-49,204.94	.00	-148,969.49	98.1%
200 DEBT SERVICE		7,943,121.00	7,943,121.00	6,118,121.23	.00	.00	1,824,999.77	77.0%
	TOTAL REVENUES	-7,943,121.00	-7,943,121.00	-7,794,151.51	-49,204.94	.00	-148,969.49	
	TOTAL EXPENSES	7,943,121.00	7,943,121.00	6,118,121.23	.00	.00	1,824,999.77	
203 GEN OB REFUNDING BOND SRS 2021								
000 UNDEFINED		-914,275.00	-914,275.00	-1,024,346.42	-15,933.08	.00	110,071.42	112.0%
200 DEBT SERVICE		914,275.00	914,275.00	896,275.00	.00	.00	18,000.00	98.0%
	TOTAL REVENUES	-914,275.00	-914,275.00	-1,024,346.42	-15,933.08	.00	110,071.42	
	TOTAL EXPENSES	914,275.00	914,275.00	896,275.00	.00	.00	18,000.00	
208 SPECIAL TAX REVENUE BONDS 2020								
000 UNDEFINED		-1,210,570.00	-1,210,570.00	-1,215,268.41	-6,650.20	.00	4,698.41	100.4%
200 DEBT SERVICE		1,210,570.00	1,210,570.00	59,892.25	.00	.00	1,150,677.75	4.9%
	TOTAL REVENUES	-1,245,570.00	-1,245,570.00	-1,250,268.41	-6,650.20	.00	4,698.41	
	TOTAL EXPENSES	1,245,570.00	1,245,570.00	94,892.25	.00	.00	1,150,677.75	
301 MPO ROAD CONSTRUCTION								
000 UNDEFINED		-843,292.00	-1,410,271.00	-834,754.61	-2,804.99	.00	-575,516.39	59.2%
300 CAPITAL PROJECTS		843,292.00	1,410,271.00	330,264.87	.00	66,030.73	1,013,975.40	28.1%
	TOTAL REVENUES	-843,292.00	-1,410,271.00	-834,754.61	-2,804.99	.00	-575,516.39	
	TOTAL EXPENSES	843,292.00	1,410,271.00	330,264.87	.00	66,030.73	1,013,975.40	
302 TAX ROAD BOND CONTRUCTION								

BUDGET SUMMARIES REPORT
GROUP SUMMARY JUNE 2024

FOR 2024 09

302	TAX ROAD BOND CONSTRUCTION	ORIGINAL APPROP	REVISED BUDGET	YTD ACTUAL	MTD ACTUAL	ENCUMBRANCES	AVAILABLE BUDGET	PCT USE/COL
000 UNDEFINED		-59,809,148.00	-59,809,148.00	-1,889,960.23	-207,676.30	.00	-57,919,187.77	3.2%
300 CAPITAL PROJECTS		59,809,148.00	59,809,148.00	4,633,961.82	605,514.35	1,750,491.92	53,424,694.26	10.7%
	TOTAL REVENUES	-59,809,148.00	-59,809,148.00	-1,889,960.23	-207,676.30	.00	-57,919,187.77	
	TOTAL EXPENSES	59,809,148.00	59,809,148.00	4,633,961.82	605,514.35	1,750,491.92	53,424,694.26	
304 MEDICAL EXAMINER CONSTRUCTION								
000 UNDEFINED		.00	-35,890,452.00	-36,382,087.91	-125,616.06	.00	491,635.91	101.4%
300 CAPITAL PROJECTS		.00	35,890,452.00	2,156,473.22	859,406.04	25,676,369.45	8,057,609.33	77.5%
	TOTAL REVENUES	.00	-35,890,452.00	-36,382,087.91	-125,616.06	.00	491,635.91	
	TOTAL EXPENSES	.00	35,890,452.00	2,156,473.22	859,406.04	25,676,369.45	8,057,609.33	
307 CRTS RENOVATIONS #2								
000 UNDEFINED		-5,213,000.00	-5,213,000.00	-46,557.48	.00	.00	-5,166,442.52	.9%
300 CAPITAL PROJECTS		5,213,000.00	5,213,000.00	2,576,662.09	642,131.30	2,534,672.80	101,665.11	98.0%
	TOTAL REVENUES	-5,213,000.00	-5,213,000.00	-46,557.48	.00	.00	-5,166,442.52	
	TOTAL EXPENSES	5,213,000.00	5,213,000.00	2,576,662.09	642,131.30	2,534,672.80	101,665.11	
308 VENUE CAPITAL PROJECT								
000 UNDEFINED		-200,200.00	-2,000,200.00	-1,808,511.88	-2,264.71	.00	-191,688.12	90.4%
300 CAPITAL PROJECTS		200,200.00	2,000,200.00	1,371,290.00	.00	54,956.20	573,953.80	71.3%
	TOTAL REVENUES	-200,200.00	-2,000,200.00	-1,808,511.88	-2,264.71	.00	-191,688.12	
	TOTAL EXPENSES	200,200.00	2,000,200.00	1,371,290.00	.00	54,956.20	573,953.80	
401 EMPLOYEE HEALTH BENEFIT								
000 UNDEFINED		-15,465,000.00	-15,465,000.00	-9,618,024.68	-1,034,006.04	.00	-5,846,975.32	62.2%
400 BENEFITS		15,465,000.00	15,465,000.00	12,083,156.51	929,538.43	3,581,465.03	-199,621.54	101.3%
	TOTAL REVENUES	-15,465,000.00	-15,465,000.00	-9,618,024.68	-1,034,006.04	.00	-5,846,975.32	
	TOTAL EXPENSES	15,465,000.00	15,465,000.00	12,083,156.51	929,538.43	3,581,465.03	-199,621.54	
403 WORKERS COMPENSATION								

BUDGET SUMMARIES REPORT
GROUP SUMMARY JUNE 2024

FOR 2024 09

403	WORKERS COMPENSATION	ORIGINAL APPROP	REVISED BUDGET	YTD ACTUAL	MTD ACTUAL	ENCUMBRANCES	AVAILABLE BUDGET	PCT USE/COL
000	UNDEFINED	-1,910,500.00	-1,910,500.00	-2,060,266.65	-222,688.35	.00	149,766.65	107.8%
400	BENEFITS	1,910,500.00	1,910,500.00	756,366.11	35,024.86	260,517.73	893,616.16	53.2%
	TOTAL REVENUES	-5,666,975.00	-5,666,975.00	-2,060,266.65	-222,688.35	.00	-3,606,708.35	
	TOTAL EXPENSES	5,666,975.00	5,666,975.00	756,366.11	35,024.86	260,517.73	4,650,091.16	
	GRAND TOTAL	.00	541,890.00	-74,485,171.55	6,591,530.83	59,404,955.83	15,622,105.72	-2782.9%

** END OF REPORT - Generated by Scott, Rhonda **

BUDGET SUMMARIES REPORT
FUND SUMMARY JUNE 2024

FOR 2024 09

	ORIGINAL APPROP	REVISED BUDGET	YTD ACTUAL	MTD ACTUAL	ENCUMBRANCES	AVAILABLE BUDGET	PCT USE/COL
011 GENERAL FUND	.00	.00	-27,151,891.35	2,953,153.93	13,602,591.82	13,549,299.53	100.0%
TOTAL REVENUES	-153,915,013.00	-153,922,752.00	-126,124,384.64	-4,764,656.97	217.00	-27,798,584.36	
TOTAL EXPENSES	153,915,013.00	153,922,752.00	98,972,493.29	7,717,810.90	13,602,374.82	41,347,883.89	
020 CONSOLIDATED ROAD AND BRID	.00	.00	-3,190,651.54	548,781.44	1,995,035.35	1,195,616.19	100.0%
TOTAL REVENUES	-16,937,227.00	-16,937,227.00	-12,847,937.85	-257,742.66	.00	-4,089,289.15	
TOTAL EXPENSES	16,937,227.00	16,937,227.00	9,657,286.31	806,524.10	1,995,035.35	5,284,905.34	
031 PRECINCT 1 PARK	.00	.00	-74,772.44	-88.58	6,491.33	68,281.11	100.0%
TOTAL REVENUES	-245,083.00	-245,083.00	-177,940.07	-4,507.34	.00	-67,142.93	
TOTAL EXPENSES	245,083.00	245,083.00	103,167.63	4,418.76	6,491.33	135,424.04	
032 SLATON/ROOSEVELT PARK	.00	.00	-98,226.62	3,708.24	19,127.46	79,099.16	100.0%
TOTAL REVENUES	-160,582.00	-160,582.00	-161,659.35	-2,233.53	.00	1,077.35	
TOTAL EXPENSES	160,582.00	160,582.00	63,432.73	5,941.77	19,127.46	78,021.81	
033 IDALOU/NEW DEAL PARK	.00	.00	-43,203.80	1,944.47	4,215.53	38,988.27	100.0%
TOTAL REVENUES	-159,115.00	-159,115.00	-162,920.12	-2,275.24	.00	3,805.12	
TOTAL EXPENSES	159,115.00	159,115.00	119,716.32	4,219.71	4,215.53	35,183.15	
034 SHALLOWATER PARK	.00	.00	-86,769.18	-1,046.65	5,377.29	81,391.89	100.0%
TOTAL REVENUES	-177,911.00	-177,911.00	-168,366.33	-3,436.29	.00	-9,544.67	
TOTAL EXPENSES	177,911.00	177,911.00	81,597.15	2,389.64	5,377.29	90,936.56	
041 PERMANENT IMPROVEMENT	.00	.00	2,006,848.97	689,550.74	3,362,268.80	-5,369,117.77	100.0%
TOTAL REVENUES	-9,170,610.00	-9,239,610.00	-3,182,296.69	-37,207.77	.00	-6,057,313.31	
TOTAL EXPENSES	9,170,610.00	9,239,610.00	5,189,145.66	726,758.51	3,362,268.80	688,195.54	
043 LCETRZ NO1 TAX INCREMENT F	.00	.00	-14,953.46	-1,708.61	.00	14,953.46	100.0%
TOTAL REVENUES	-191,000.00	-191,000.00	-14,953.46	-1,708.61	.00	-176,046.54	
TOTAL EXPENSES	191,000.00	191,000.00	.00	.00	.00	191,000.00	
046 TJJD (P) JJAEP GRANT	.00	.00	-4,130.50	.00	4,128.00	2.50	100.0%
TOTAL REVENUES	-80,000.00	-80,000.00	-4,130.50	.00	.00	-75,869.50	
TOTAL EXPENSES	80,000.00	80,000.00	.00	.00	4,128.00	75,872.00	
047 TJJD TJJD DSA RISK & NEEDS	.00	.00	.00	.00	.00	.00	.0%
TOTAL REVENUES	-15,628.00	-15,628.00	-14,105.36	.00	.00	-1,522.64	
TOTAL EXPENSES	15,628.00	15,628.00	14,105.36	.00	.00	1,522.64	
048 TJJD DSA RESIDENTIAL PROJE	.00	.00	.00	.00	.00	.00	.0%
TOTAL REVENUES	-127,520.00	-127,520.00	.00	.00	.00	-127,520.00	
TOTAL EXPENSES	127,520.00	127,520.00	.00	.00	.00	127,520.00	
049 TJJD DSA PREVENT/INTERVENT	.00	.00	-55,000.00	-5,500.00	.00	55,000.00	100.0%
TOTAL REVENUES	.00	-66,000.00	-55,000.00	-5,500.00	.00	-11,000.00	
TOTAL EXPENSES	.00	66,000.00	.00	.00	.00	66,000.00	
050 JUVENILE STAR PROGRAM	.00	.00	-51,598.06	7,058.51	.00	51,598.06	100.0%
TOTAL REVENUES	-381,500.00	-381,500.00	-120,500.00	.00	.00	-261,000.00	
TOTAL EXPENSES	381,500.00	381,500.00	68,901.94	7,058.51	.00	312,598.06	
051 JUVENILE PROBATION	.00	.00	2,423,729.57	93,978.38	170,461.32	-2,594,190.89	100.0%
TOTAL REVENUES	-8,594,191.00	-8,594,191.00	-961,210.35	-99,637.39	.00	-7,632,980.65	
TOTAL EXPENSES	8,594,191.00	8,594,191.00	3,384,939.92	193,615.77	170,461.32	5,038,789.76	
054 TJJD (A) JUV PROB COMM GRA	.00	.00	-485,805.52	8,892.00	163,284.50	322,521.02	100.0%
TOTAL REVENUES	-2,814,968.00	-2,814,968.00	-2,264,023.40	-182,597.00	.00	-550,944.60	
TOTAL EXPENSES	2,814,968.00	2,814,968.00	1,778,217.88	191,489.00	163,284.50	873,465.62	

BUDGET SUMMARIES REPORT
FUND SUMMARY JUNE 2024

FOR 2024 09

055	JUVENILE DETENTION	ORIGINAL APPROP	REVISED BUDGET	YTD ACTUAL	MTD ACTUAL	ENCUMBRANCES	AVAILABLE BUDGET	PCT USE/COL
055	JUVENILE DETENTION	.00	.00	1,291,523.76	296,846.30	74,579.49	-1,366,103.25	100.0%
	TOTAL REVENUES	-5,532,696.00	-5,532,696.00	-2,258,128.39	-130,196.00	.00	-3,274,567.61	
	TOTAL EXPENSES	5,532,696.00	5,532,696.00	3,549,652.15	427,042.30	74,579.49	1,908,464.36	
057	JUVENILE FOOD SERVICE	.00	.00	80,358.56	33,815.03	28,297.81	-108,656.37	100.0%
	TOTAL REVENUES	-419,096.00	-432,030.00	-244,625.61	.00	.00	-187,404.39	
	TOTAL EXPENSES	419,096.00	432,030.00	324,984.17	33,815.03	28,297.81	78,748.02	
067	CJD DWI COURT GRANT	.00	.00	2,625.24	2,625.24	.00	-2,625.24	100.0%
	TOTAL REVENUES	-50,796.00	-50,796.00	-20,032.06	.00	.00	-30,763.94	
	TOTAL EXPENSES	50,796.00	50,796.00	22,657.30	2,625.24	.00	28,138.70	
070	ON LINE ACCESS	.00	.00	-6,248.82	-781.37	1,540.00	4,708.82	100.0%
	TOTAL REVENUES	-185,000.00	-185,000.00	-11,455.06	-1,301.37	.00	-173,544.94	
	TOTAL EXPENSES	185,000.00	185,000.00	5,206.24	520.00	1,540.00	178,253.76	
072	CJD DRUG COURT GRANT	.00	.00	.00	.00	.00	.00	.0%
	TOTAL REVENUES	-50,796.00	-50,796.00	-12,465.43	.00	.00	-38,330.57	
	TOTAL EXPENSES	50,796.00	50,796.00	12,465.43	.00	.00	38,330.57	
074	COUNTY DRUG COURT COURT CO	.00	.00	-31,867.27	-3,950.49	.00	31,867.27	100.0%
	TOTAL REVENUES	-33,000.00	-33,000.00	-31,867.27	-3,950.49	.00	-1,132.73	
	TOTAL EXPENSES	33,000.00	33,000.00	.00	.00	.00	33,000.00	
075	DISPUTE RESOLUTION	.00	.00	94,015.21	-813.35	2,222.29	-96,237.50	100.0%
	TOTAL REVENUES	-421,625.00	-421,625.00	-260,405.65	-26,972.45	.00	-161,219.35	
	TOTAL EXPENSES	421,625.00	421,625.00	354,420.86	26,159.10	2,222.29	64,981.85	
076	USDA AG MEDIATION GRANT	.00	.00	46,084.29	18,119.34	12,518.45	-58,602.74	100.0%
	TOTAL REVENUES	-420,000.00	-420,000.00	-129,428.06	.00	.00	-290,571.94	
	TOTAL EXPENSES	420,000.00	420,000.00	175,512.35	18,119.34	12,518.45	231,969.20	
077	DOMESTIC RELATIONS OFFICE	.00	.00	26,625.52	9,203.77	1,313.71	-27,939.23	100.0%
	TOTAL REVENUES	-179,145.00	-186,770.00	-111,636.17	-3,646.32	.00	-75,133.83	
	TOTAL EXPENSES	179,145.00	186,770.00	138,261.69	12,850.09	1,313.71	47,194.60	
079	VENUE HOT & STVR TAX	.00	.00	407,978.31	-341,854.15	668.00	-408,646.31	100.0%
	TOTAL REVENUES	-3,561,050.00	-3,561,050.00	-2,603,812.64	-341,890.38	.00	-957,237.36	
	TOTAL EXPENSES	3,561,050.00	3,561,050.00	3,011,790.95	36.23	668.00	548,591.05	
081	LAW LIBRARY	.00	.00	8,027.47	-1,904.63	18,008.00	-26,035.47	100.0%
	TOTAL REVENUES	-200,496.00	-200,496.00	-150,947.04	-15,366.94	.00	-49,548.96	
	TOTAL EXPENSES	200,496.00	200,496.00	158,974.51	13,462.31	18,008.00	23,513.49	
083	ELECTION SERVICES	.00	.00	465,720.67	107,670.15	255,741.24	-721,461.91	100.0%
	TOTAL REVENUES	-1,067,774.00	-1,067,774.00	.00	.00	.00	-1,067,774.00	
	TOTAL EXPENSES	1,067,774.00	1,067,774.00	465,720.67	107,670.15	255,741.24	346,312.09	
085	ELECTION ADMINISTRATION	.00	151,175.00	11,705.08	-1,119.08	.00	139,469.92	7.7%
	TOTAL REVENUES	-42,300.00	-42,300.00	-9,964.32	-1,119.08	.00	-32,335.68	
	TOTAL EXPENSES	42,300.00	193,475.00	21,669.40	.00	.00	171,805.60	
086	ELECTION EQUIPMENT	.00	186,715.00	114,162.69	-1,818.56	.00	72,552.31	61.1%
	TOTAL REVENUES	-111,000.00	-111,000.00	-17,194.10	-1,818.56	.00	-93,805.90	
	TOTAL EXPENSES	111,000.00	297,715.00	131,356.79	.00	.00	166,358.21	
088	SETTLEMENTS FUND	.00	.00	-166,802.19	-81,862.20	.00	166,802.19	100.0%
	TOTAL REVENUES	.00	-166,011.00	-166,802.19	-81,862.20	.00	791.19	
	TOTAL EXPENSES	.00	166,011.00	.00	.00	.00	166,011.00	

BUDGET SUMMARIES REPORT
FUND SUMMARY JUNE 2024

FOR 2024 09

090	DIST CLK RECORDS MGT. AND PRES	ORIGINAL APPROP	REVISED BUDGET	YTD ACTUAL	MTD ACTUAL	ENCUMBRANCES	AVAILABLE BUDGET	PCT USE/COL
090	DIST CLK RECORDS MGT. AND	.00	6,500.00	-42,178.19	-6,313.62	.00	48,678.19	-648.9%
	TOTAL REVENUES	-24,110.00	-24,110.00	-55,395.88	-7,320.22	.00	31,285.88	
	TOTAL EXPENSES	24,110.00	30,610.00	13,217.69	1,006.60	.00	17,392.31	
091	CTY CLK RECORDS MGT. AND P	.00	.00	-596,993.29	-76,176.93	.00	596,993.29	100.0%
	TOTAL REVENUES	-724,500.00	-724,500.00	-615,973.65	-78,003.67	.00	-108,526.35	
	TOTAL EXPENSES	724,500.00	724,500.00	18,980.36	1,826.74	.00	705,519.64	
092	CTY RECORDS MGT. AND PRES	.00	.00	-2,390.51	-2,674.35	.00	2,390.51	100.0%
	TOTAL REVENUES	-89,715.00	-89,715.00	-62,494.31	-8,983.71	.00	-27,220.69	
	TOTAL EXPENSES	89,715.00	89,715.00	60,103.80	6,309.36	.00	29,611.20	
093	COURTHOUSE SECURITY	.00	.00	37,217.00	899.93	1,656.76	-38,873.76	100.0%
	TOTAL REVENUES	-140,607.00	-140,607.00	-108,739.91	-12,035.34	.00	-31,867.09	
	TOTAL EXPENSES	140,607.00	140,607.00	145,956.91	12,935.27	1,656.76	-7,006.67	
094	COURT RECORD PRESERVATION	.00	.00	-8,835.28	-1,092.50	18,339.26	-9,503.98	100.0%
	TOTAL REVENUES	-55,500.00	-55,500.00	-9,665.28	-1,092.50	.00	-45,834.72	
	TOTAL EXPENSES	55,500.00	55,500.00	830.00	.00	18,339.26	36,330.74	
095	LOCAL TRUANCY PREVENT & DI	.00	.00	-12,415.32	-1,743.77	.00	12,415.32	100.0%
	TOTAL REVENUES	-15,498.00	-15,498.00	-13,415.32	-1,743.77	.00	-2,082.68	
	TOTAL EXPENSES	15,498.00	15,498.00	1,000.00	.00	.00	14,498.00	
096	HISTORICAL COMMISSION	.00	.00	-9,671.43	-8.89	.00	9,671.43	100.0%
	TOTAL REVENUES	-7,200.00	-7,200.00	-6,656.78	-61.98	.00	-543.22	
	TOTAL EXPENSES	7,200.00	7,200.00	-3,014.65	53.09	.00	10,214.65	
097	CHILD ABUSE PREVENTION	.00	1,500.00	-278.41	73.33	.00	1,778.41	-18.6%
	TOTAL REVENUES	-353.00	-353.00	-678.41	-26.67	.00	325.41	
	TOTAL EXPENSES	353.00	1,853.00	400.00	100.00	.00	1,453.00	
099	CTY/DIST COURT TECHNOLOGY	.00	.00	-6,929.69	-847.18	.00	6,929.69	100.0%
	TOTAL REVENUES	-7,000.00	-7,000.00	-6,929.69	-847.18	.00	-70.31	
	TOTAL EXPENSES	7,000.00	7,000.00	.00	.00	.00	7,000.00	
102	DIST COURT RECORDS TECHNOL	.00	.00	-2,333.54	-242.04	60,000.00	-57,666.46	100.0%
	TOTAL REVENUES	-60,000.00	-60,000.00	-2,333.54	-242.04	.00	-57,666.46	
	TOTAL EXPENSES	60,000.00	60,000.00	.00	.00	60,000.00	.00	
103	COUNTY CLERK RECORDS ARCHI	.00	.00	-488,646.87	-62,128.07	156,357.37	332,289.50	100.0%
	TOTAL REVENUES	-670,000.00	-670,000.00	-517,870.88	-66,665.99	.00	-152,129.12	
	TOTAL EXPENSES	670,000.00	670,000.00	29,224.01	4,537.92	156,357.37	484,418.62	
105	COMMUNITY/ECONOMIC DEV PRG	.00	25,000.00	32,668.82	3,744.75	16,250.00	-23,918.82	195.7%
	TOTAL REVENUES	-66,950.00	-66,950.00	-18,373.69	-2,005.25	.00	-48,576.31	
	TOTAL EXPENSES	66,950.00	91,950.00	51,042.51	5,750.00	16,250.00	24,657.49	
106	AMERICAN RESCUE PLAN ACT	.00	.00	-17,713,908.16	762,987.97	3,885,701.92	13,828,206.24	100.0%
	TOTAL REVENUES	-22,913,060.00	-22,913,060.00	-23,506,631.49	-65,158.53	.00	593,571.49	
	TOTAL EXPENSES	22,913,060.00	22,913,060.00	5,792,723.33	828,146.50	3,885,701.92	13,234,634.75	
108	JP1 JUSTICE COURT TECHNOLO	.00	.00	-5,423.95	-742.43	3,313.34	2,110.61	100.0%
	TOTAL REVENUES	-28,801.00	-28,801.00	-6,110.61	-742.43	.00	-22,690.39	
	TOTAL EXPENSES	28,801.00	28,801.00	686.66	.00	3,313.34	24,801.00	
109	JP2 JUSTICE COURT TECHNOLO	.00	.00	-5,114.94	-692.89	248.99	4,865.95	100.0%
	TOTAL REVENUES	-20,000.00	-20,000.00	-5,356.80	-692.89	.00	-14,643.20	
	TOTAL EXPENSES	20,000.00	20,000.00	241.86	.00	248.99	19,509.15	

BUDGET SUMMARIES REPORT
FUND SUMMARY JUNE 2024

FOR 2024 09

110	JP3 JUSTICE COURT TECHNOLOGY	ORIGINAL APPROP	REVISED BUDGET	YTD ACTUAL	MTD ACTUAL	ENCUMBRANCES	AVAILABLE BUDGET	PCT USE/COL
110	JP3 JUSTICE COURT TECHNOLO	.00	.00	-1,746.76	-191.26	767.00	979.76	100.0%
	TOTAL REVENUES	-3,000.00	-3,000.00	-1,746.76	-191.26	767.00	-2,020.24	
	TOTAL EXPENSES	3,000.00	3,000.00	.00	.00	.00	3,000.00	
111	JP4 JUSTICE COURT TECHNOLO	.00	.00	19,561.02	-416.80	.00	-19,561.02	100.0%
	TOTAL REVENUES	-31,550.00	-31,550.00	-6,135.85	-689.86	.00	-25,414.15	
	TOTAL EXPENSES	31,550.00	31,550.00	25,696.87	273.06	.00	5,853.13	
112	COURT FACILITY FEE	.00	.00	-76,720.58	-9,685.33	.00	76,720.58	100.0%
	TOTAL REVENUES	-109,725.00	-109,725.00	-76,720.58	-9,685.33	.00	-33,004.42	
	TOTAL EXPENSES	109,725.00	109,725.00	.00	.00	.00	109,725.00	
114	JUDICIAL EDUCATION & SUPPO	.00	.00	-3,876.29	-473.59	.00	3,876.29	100.0%
	TOTAL REVENUES	-5,775.00	-5,775.00	-3,876.29	-473.59	.00	-1,898.71	
	TOTAL EXPENSES	5,775.00	5,775.00	.00	.00	.00	5,775.00	
115	LANGUAGE ACCESS	.00	.00	-31,846.76	-3,966.23	.00	31,846.76	100.0%
	TOTAL REVENUES	-37,515.00	-37,515.00	-31,846.76	-3,966.23	.00	-5,668.24	
	TOTAL EXPENSES	37,515.00	37,515.00	.00	.00	.00	37,515.00	
122	SHERIFF CONTRABAND	.00	.00	92,036.36	.00	.00	-92,036.36	100.0%
	TOTAL REVENUES	-328,000.00	-328,000.00	-101,229.60	.00	.00	-226,770.40	
	TOTAL EXPENSES	328,000.00	328,000.00	193,265.96	.00	.00	134,734.04	
124	INMATE SUPPLY	.00	.00	-114,937.52	.00	.00	114,937.52	100.0%
	TOTAL REVENUES	-1,114,000.00	-1,114,000.00	-712,403.39	.00	.00	-401,596.61	
	TOTAL EXPENSES	1,114,000.00	1,114,000.00	597,465.87	.00	.00	516,534.13	
126	VINE GRANT	.00	.00	.00	7,571.32	7,571.30	-7,571.30	100.0%
	TOTAL REVENUES	-30,171.00	-30,286.00	-22,713.96	.00	.00	-7,572.04	
	TOTAL EXPENSES	30,171.00	30,286.00	22,713.96	7,571.32	7,571.30	.74	
128	HOMELAND SECURITY GRANT	.00	.00	.00	.00	58,434.60	-58,434.60	100.0%
	TOTAL REVENUES	-212,674.00	-212,674.00	-149,870.63	.00	.00	-62,803.37	
	TOTAL EXPENSES	212,674.00	212,674.00	149,870.63	.00	58,434.60	4,368.77	
129	HAZARD MITIGATION GRANT-EM	.00	.00	.00	.00	.00	.00	.0%
	TOTAL REVENUES	-243,600.00	-243,600.00	.00	.00	.00	-243,600.00	
	TOTAL EXPENSES	243,600.00	243,600.00	.00	.00	.00	243,600.00	
130	PROJECT SAFE NEIGHBORHOOD	.00	.00	19,897.68	9,295.13	716.88	-20,614.56	100.0%
	TOTAL REVENUES	-136,000.00	-136,000.00	.00	.00	.00	-136,000.00	
	TOTAL EXPENSES	136,000.00	136,000.00	19,897.68	9,295.13	716.88	115,385.44	
142	LEOSE SHERIFF	.00	46,000.00	-48,554.35	-814.92	31,016.00	63,538.35	-38.1%
	TOTAL REVENUES	-26,000.00	-26,000.00	-60,209.59	-814.92	.00	34,209.59	
	TOTAL EXPENSES	26,000.00	72,000.00	11,655.24	.00	31,016.00	29,328.76	
145	SHERIFF COMMISSARY SALARY	.00	.00	-1,721.47	-584.21	.00	1,721.47	100.0%
	TOTAL REVENUES	-958,673.00	-958,673.00	-704,801.37	-81,515.66	.00	-253,871.63	
	TOTAL EXPENSES	958,673.00	958,673.00	703,079.90	80,931.45	.00	255,593.10	
146	LECD EMER COMMUNICATION GR	.00	.00	35,698.58	2,648.58	.00	-35,698.58	100.0%
	TOTAL REVENUES	.00	-40,250.00	.00	.00	.00	-40,250.00	
	TOTAL EXPENSES	.00	40,250.00	35,698.58	2,648.58	.00	4,551.42	
150	TAG GRANT	.00	.00	135,107.98	128,107.98	1,388,348.32	-1,523,456.30	100.0%
	TOTAL REVENUES	-12,552,087.00	-12,552,087.00	-2,019,018.81	.00	.00	-10,533,068.19	
	TOTAL EXPENSES	12,552,087.00	12,552,087.00	2,154,126.79	128,107.98	1,388,348.32	9,009,611.89	

BUDGET SUMMARIES REPORT
FUND SUMMARY JUNE 2024

FOR 2024 09

152	TAG CRIMINAL JUSTICE GRANT	ORIGINAL APPROP	REVISED BUDGET	YTD ACTUAL	MTD ACTUAL	ENCUMBRANCES	AVAILABLE BUDGET	PCT USE/COL
152	TAG CRIMINAL JUSTICE GRANT	.00	.00	2,622.55	2,622.55	.00	-2,622.55	100.0%
	TOTAL REVENUES	.00	-23,910.00	-10,000.00	.00	.00	-13,910.00	
	TOTAL EXPENSES	.00	23,910.00	12,622.55	2,622.55	.00	11,287.45	
161	CDA BUSINESS CRIMES	.00	50,000.00	13,547.61	1,912.80	.00	36,452.39	27.1%
	TOTAL REVENUES	-86,500.00	-86,500.00	-37,181.78	.00	.00	-49,318.22	
	TOTAL EXPENSES	86,500.00	136,500.00	50,729.39	1,912.80	.00	85,770.61	
163	CDA CONTRABAND	.00	75,000.00	13,459.12	631.75	.00	61,540.88	17.9%
	TOTAL REVENUES	-100,000.00	-100,000.00	-61,644.74	.00	.00	-38,355.26	
	TOTAL EXPENSES	100,000.00	175,000.00	75,103.86	631.75	.00	99,896.14	
164	CDA SPATTF GRANT	.00	.00	573,991.83	71,748.21	119,503.84	-693,495.67	100.0%
	TOTAL REVENUES	-1,502,168.00	-1,502,168.00	-473,399.35	-21,560.00	.00	-1,028,768.65	
	TOTAL EXPENSES	1,502,168.00	1,502,168.00	1,047,391.18	93,308.21	119,503.84	335,272.98	
166	CDA JAG GRANT	.00	.00	-138,501.10	4,384.96	4,356.00	134,145.10	100.0%
	TOTAL REVENUES	-191,119.00	-229,403.00	-235,755.42	.00	.00	6,352.42	
	TOTAL EXPENSES	191,119.00	229,403.00	97,254.32	4,384.96	4,356.00	127,792.68	
168	CDA Border Prosecution Uni	.00	.00	15,925.59	15,925.59	.00	-15,925.59	100.0%
	TOTAL REVENUES	-439,530.00	-729,299.00	-102,204.38	.00	.00	-627,094.62	
	TOTAL EXPENSES	439,530.00	729,299.00	118,129.97	15,925.59	.00	611,169.03	
171	CDA VOCA VICTIM ADV PROJEC	.00	.00	10,100.81	10,100.81	.00	-10,100.81	100.0%
	TOTAL REVENUES	-147,474.00	-147,474.00	-92,482.30	.00	.00	-54,991.70	
	TOTAL EXPENSES	147,474.00	147,474.00	102,583.11	10,100.81	.00	44,890.89	
202	UNLIMITED TAX ROAD BONDS	.00	.00	-1,676,030.28	-49,204.94	.00	1,676,030.28	100.0%
	TOTAL REVENUES	-7,943,121.00	-7,943,121.00	-7,794,151.51	-49,204.94	.00	-148,969.49	
	TOTAL EXPENSES	7,943,121.00	7,943,121.00	6,118,121.23	.00	.00	1,824,999.77	
203	GEN OB REFUNDING BOND SRS	.00	.00	-128,071.42	-15,933.08	.00	128,071.42	100.0%
	TOTAL REVENUES	-914,275.00	-914,275.00	-1,024,346.42	-15,933.08	.00	110,071.42	
	TOTAL EXPENSES	914,275.00	914,275.00	896,275.00	.00	.00	18,000.00	
208	SPECIAL TAX REVENUE BONDS	.00	.00	-1,155,376.16	-6,650.20	.00	1,155,376.16	100.0%
	TOTAL REVENUES	-1,245,570.00	-1,245,570.00	-1,250,268.41	-6,650.20	.00	4,698.41	
	TOTAL EXPENSES	1,245,570.00	1,245,570.00	94,892.25	.00	.00	1,150,677.75	
301	MPO ROAD CONSTRUCTION	.00	.00	-504,489.74	-2,804.99	66,030.73	438,459.01	100.0%
	TOTAL REVENUES	-843,292.00	-1,410,271.00	-834,754.61	-2,804.99	.00	-575,516.39	
	TOTAL EXPENSES	843,292.00	1,410,271.00	330,264.87	.00	66,030.73	1,013,975.40	
302	TAX ROAD BOND CONSTRUCTION	.00	.00	2,744,001.59	397,838.05	1,750,491.92	-4,494,493.51	100.0%
	TOTAL REVENUES	-59,809,148.00	-59,809,148.00	-1,889,960.23	-207,676.30	.00	-57,919,187.77	
	TOTAL EXPENSES	59,809,148.00	59,809,148.00	4,633,961.82	605,514.35	1,750,491.92	53,424,694.26	
304	MEDICAL EXAMINER CONSTRUCT	.00	.00	-34,225,614.69	733,789.98	25,676,369.45	8,549,245.24	100.0%
	TOTAL REVENUES	.00	-35,890,452.00	-36,382,087.91	-125,616.06	.00	491,635.91	
	TOTAL EXPENSES	.00	35,890,452.00	2,156,473.22	859,406.04	25,676,369.45	8,057,609.33	
307	CRTC RENOVATIONS #2	.00	.00	2,530,104.61	642,131.30	2,534,672.80	-5,064,777.41	100.0%
	TOTAL REVENUES	-5,213,000.00	-5,213,000.00	-46,557.48	.00	.00	-5,166,442.52	
	TOTAL EXPENSES	5,213,000.00	5,213,000.00	2,576,662.09	642,131.30	2,534,672.80	101,665.11	
308	VENUE CAPITAL PROJECT	.00	.00	-437,221.88	-2,264.71	54,956.20	382,265.68	100.0%
	TOTAL REVENUES	-200,200.00	-2,000,200.00	-1,808,511.88	-2,264.71	.00	-191,688.12	
	TOTAL EXPENSES	200,200.00	2,000,200.00	1,371,290.00	.00	54,956.20	573,953.80	

BUDGET SUMMARIES REPORT
FUND SUMMARY JUNE 2024

FOR 2024 09

401	EMPLOYEE HEALTH BENEFIT	ORIGINAL APPROP	REVISED BUDGET	YTD ACTUAL	MTD ACTUAL	ENCUMBRANCES	AVAILABLE BUDGET	PCT USE/COL
401	EMPLOYEE HEALTH BENEFIT	.00	.00	2,465,131.83	-104,467.61	3,581,465.03	-6,046,596.86	100.0%
	TOTAL REVENUES	-15,465,000.00	-15,465,000.00	-9,618,024.68	-1,034,006.04	.00	-5,846,975.32	
	TOTAL EXPENSES	15,465,000.00	15,465,000.00	12,083,156.51	929,538.43	3,581,465.03	-199,621.54	
403	WORKERS COMPENSATION	.00	.00	-1,303,900.54	-187,663.49	260,517.73	1,043,382.81	100.0%
	TOTAL REVENUES	-5,666,975.00	-5,666,975.00	-2,060,266.65	-222,688.35	.00	-3,606,708.35	
	TOTAL EXPENSES	5,666,975.00	5,666,975.00	756,366.11	35,024.86	260,517.73	4,650,091.16	
	GRAND TOTAL	.00	541,890.00	-74,485,171.55	6,591,530.83	59,404,955.83	15,622,105.72	-2782.9%

** END OF REPORT - Generated by Scott, Rhonda **