



U.S. Citizenship
and Immigration
Services

Appointment Request



U.S. Citizenship
and Immigration
Services

Overview Flow

My Appointment page – English Language

Select your language
[Dropdown] English (**Selected**)

[Copy above this will not be updated]

[H3] Request An Appointment
If you are in the United States, you may request an appointment online for the following services:

- ADIT Stamp
- Emergency Advanced Parole (EAP)
- Immigration Judge Grant
- Other

[Button] Request an appointment

[Copy below this will not be updated]

The screenshot shows the 'My Appointment' page on the USCIS website. At the top, there is a navigation bar with the USCIS logo, the text 'U.S. Citizenship and Immigration Services', and links for 'My Account', 'Resources', and 'Sign Out'. The main heading is 'My Appointment'. Below this, there is a 'Select your language' dropdown menu set to 'English'. A section titled 'Have An Appointment Already?' includes a 'View your appointment' button and a note about confirmation letters. The 'Scheduling An Appointment' section is divided into 'Inside the United States' and 'Outside the United States'. The 'Inside the United States' section lists services like ADIT Stamp, EAP, and IJG, and includes a 'Request An Appointment' button. The 'Outside the United States' section has a 'Select a Country' dropdown. The 'Asylum Seekers And NACARA Applicants' section lists categories like Alien Asylum Office, NACARA, and asylum applications, and includes a 'Schedule asylum appointment' button. A grid of six buttons offers options like 'I want to ask a general question', 'I need an application form', 'I want to file an application in person', 'I am a permanent resident and have not received my Green Card', 'I want to sign into my USCIS online account or create a new account', and 'I want to check my case status'. At the bottom, there are expandable sections for 'Additional information about your appointment', 'DHS Privacy Notice', 'USCIS Accessibility Statement', and 'Paperwork Reduction Act', followed by a 'DHS Warning' section with a detailed disclaimer.

My Appointment page – Non-English Language

Select your language

[Dropdown] Español (**Selected**)

[Copy above this will not be updated]

[H3] Request An Appointment

If you are in the United States, you may request an appointment online for the following services:

- ADIT Stamp
- Emergency Advanced Parole (EAP)
- Immigration Judge Grant
- Other

[Button] Request an appointment

[Red Alert heading] Translation unavailable

[Alert body] Language translation options are limited for appointment requests at this time. If you are unable to complete the form in the following languages, you may [contact the contact center for further assistance](https://www.uscis.gov/contactcenter). [Link goes to <https://www.uscis.gov/contactcenter>]

Available translations for requesting an appointment:

- English

[Copy below this will not be updated]

USCIS | Centro de Servicios al Migrante

My Account Resources Sign Out

Mi Cita

Seleccionar idioma

Español

¿Ya Tiene Una Cita?

Después de ver su cita, puede consultar e imprimir su notificación de confirmación.

Ver su Cita

Programar Una Cita

En Estados Unidos

- Si usted está en Estados Unidos, ya es posible programar una cita en línea por medio de teléfonos para algunas citas. Sin embargo, puede verificar el estado de su caso, ver nuestros tiempos de procesamiento de casos, cambiar su dirección, y utilizar otros herramientas en nuestra página web.
- Si nuestros horarios en línea no proporcionan la ayuda que usted necesita, por favor llame al Centro de Contacto de USCIS en su idioma.

Request An Appointment

If you are in the United States, you may request an appointment online for the following services:

- ADIT Stamp
- Emergency Advanced Parole (EAP)
- Immigration Judge Grant
- Other

Request An Appointment

Traducción unavailable

Language translation options are limited for appointment requests at this time. If you are unable to complete the form in the following languages, you may [contact the contact center for further assistance](https://www.uscis.gov/contactcenter).

Available translations for requesting an appointment:

- English

Fuera de Estados Unidos

Si usted está fuera de Estados Unidos, seleccione la oficina internacional de USCIS que tiene jurisdicción sobre su residencia para programar su cita.

Seleccionar un país

Personas En Busca De Asilo Y Solicitantes De NACARA

¿Qué puedo programar una cita en línea para:

- Solicitar permisos en la Oficina de Asilo de Entrenamiento
- Solicitar permisos de entrada
- Una solicitud de asilo
- Una solicitud de NACARA
- Pruebas de verificación de protección por tener crédito a tierra reservada

Si programo una cita para un caso que no cumple con los criterios indicados arriba, USCIS cancelará su cita.

Programar Una Cita de Asilo

Si desea una respuesta rápida, haga clic en alguno de los botones siguientes.

I want to ask a general question

I need an application form

I want to file an application in person

I am a permanent resident and I just lost my Green Card

I want to sign into my USCIS online account or create a new account

I want to check my case status

Additional information about your appointment

DHS Privacy Notice

USCIS Accessibility Statement

Paperwork Reduction Act

DHS Warning

USCIS uses data to improve its Department of Homeland Security (DHS) computer system. This computer system and data remain the property of the U.S. government and provided for official U.S. government information and use. There is no expectation of privacy when you use this computer system. The use of a computer or any other electronic resource does not establish an expectation of privacy. By using this system, you consent to the terms set forth in this notice. You may not provide digitalized material and any information on this computer system. Access to this system is restricted by authorized users only. Unauthorized access, use, or modification of this system or of data contained therein, or to stored information on this system, may constitute a violation of section 5010 of title 18 of the U.S. Code and other criminal laws. Access to this system is subject to computer system security and information security policies, procedures, and other applicable laws. The use of this system is subject to the terms and conditions of the information system use policy. This system is subject to the applicable policies, laws and regulations. This computer system and any related equipment is subject to monitoring for activities that are unlawful, law enforcement, national intelligence purposes, reports and alleged emerging or future, and to ensure proper performance of applicable security interests and procedures. DHS may conduct monitoring activities without further notice.

Appointment Types

[H1] Appointment Types

[H2] Primary Appointment Types

[Body] **Appointment requests at USCIS offices are for matters relating to the following categories:**

- ADIT Stamp
- Emergency Advance Parole
- Immigration Judge Grant

Note: If you need services that are not listed, make your request by calling the USCIS Contact Center at 800-375-5283 (TTY 800-767-1833).

[button label] Next

Appointment Types

Primary Appointment Types

Appointment requests at USCIS offices are for matters relating to the following categories:

- ADIT Stamp ▾
- Emergency Advance Parole ▾
- Immigration Judge Grant ▾

Note: If you need services that are not listed, make your request by calling the USCIS Contact Center at 800-375-5283 (TTY 800-767-1833).

Next

Appointment Types Expanded

[H1] Appointment Types

[H2] Primary Appointment Types

[Body] **Appointment requests at USCIS offices are for matters relating to the following categories:**

[ADIT Stamp Expanded]

ADIT Stamp

An Alien Documentation Identification and Telecommunication (ADIT) stamp (also known as an I-551 stamp) may be issued to Lawful Permanent Residents (LPRs) as evidence of their lawful permanent resident status in limited circumstances. An ADIT stamp is placed in the individual's unexpired passport or, if the individual's passport is expired or unavailable, on Form I-94, Arrival/Departure Record. Applicants who do not possess a valid passport must bring two passport-style photos to their appointment to create a Form I-94.

Note: If you were issued an extension notice after filing, and you are in possession of your expired Permanent Resident Card (PRC), please show these two documents as your valid proof of status upon request. If you are not in possession of your expired Permanent Resident Card, your extension notice is no longer valid, please make an appointment to obtain proof of status.

[Check your case status online.](https://egov.uscis.gov/casestatus/landing.do) [link goes to <https://egov.uscis.gov/casestatus/landing.do>]

Appointment Types

Primary Appointment Types

Appointment requests at USCIS offices are for matters relating to the following categories:

ADIT Stamp

An Alien Documentation Identification and Telecommunication (ADIT) stamp (also known as an I-551 stamp) may be issued to Lawful Permanent Residents (LPRs) as evidence of their lawful permanent resident status in limited circumstances. An ADIT stamp is placed in the individual's unexpired passport or, if the individual's passport is expired or unavailable, on Form I-94, Arrival/Departure Record. Applicants who do not possess a valid passport must bring two passport-style photos to their appointment to create a Form I-94.

Note: If you were issued an extension notice after filing, and you are in possession of your expired Permanent Resident Card (PRC), please show these two documents as your valid proof of status upon request. If you are not in possession of your expired Permanent Resident Card, your extension notice is no longer valid, please make an appointment to obtain proof of status.

Check your case status online: <https://egov.uscis.gov/casestatus/landing.do>

Emergency Advance Parole

Immigration Judge Grant

Note: If you need services that are not listed, make your request by calling the USCIS Contact Center at 800-375-5283 (TTY 800-767-1833).

Next

Appointment Types Expanded

[H1] Appointment Types

[H2] Primary Appointment Types

[Body] **Appointment requests at USCIS offices are for matters relating to the following categories:**

[Emergency Advance Parole Expanded]

Emergency Advance Parole

Field offices sometimes receive emergency requests for issuance of an advance parole document. Whether or not to grant a request for emergency advance parole document depends on if the travel need is considered emergent.

“Emergent” means “arising unexpectedly,” while “emergency” means “calling for prompt action.” If you are experiencing an extremely urgent situation, you may request an emergency advance parole appointment at your local field office. You should bring the following items to your appointment:

- A completed and signed [Form I-131, Application for Travel Document](https://www.uscis.gov/i-131); [link goes to <https://www.uscis.gov/i-131>]
- Valid Passport;
- The correct I-131 filing fee;
- Evidence to support the emergency request (e.g., death certificate, medical documentation); and
- Two passport-style photos.

[Determine if you are eligible for Emergency Advance Parole: Emergency Travel](https://www.uscis.gov/greencard/greencardprocesses/traveldocuments/emergencytravel) [link goes

to <https://www.uscis.gov/greencard/greencardprocesses/traveldocuments/emergencytravel>]

Note: Asylum applicants, asylees (individuals who have been granted asylum) , refugees, and lawful permanent residents who obtained such status based on their asylum or refugee status are also subject to special rules regarding traveling outside the United States. Additional information regarding traveling outside the United States as well as the consequences that could result if an asylum applicant, an asylee, a refugee, or a lawful permanent resident who obtained such status based on his or her asylum or refugee status returns to his or her country of claimed persecution may be found in the Fact Sheet entitled [Traveling Outside the United States as an Asylum Applicant, an Asylee, or a Lawful Permanent Resident Who Obtained Such Status Based on Asylum Status](https://www.uscis.gov/sites/default/files/document/news/Asylee_travel_information.pdf). [link goes to https://www.uscis.gov/sites/default/files/document/news/Asylee_travel_information.pdf]

Note: Asylees (individuals who have been granted asylum) and lawful permanent residents who obtained such status based on their asylum status may travel abroad with the prior approval of the Secretary of the Department of Homeland Security (DHS). Such prior approval comes in the form of a refugee travel document. A refugee travel document is valid for one year and is issued to an asylee to allow his or her return to the United States after temporary travel abroad. Like advance parole, a refugee travel document **does not guarantee admission** into the United States. Rather, the asylee must still undergo inspection by an immigration inspector from the U.S. Customs and Border Protection (CBP) who will determine whether the asylee should be readmitted to the United States with the refugee travel document.

Appointment Types

Primary Appointment Types

Appointment requests at USCIS offices are for matters relating to the following categories:

ADIT Stamp ▾

Emergency Advance Parole ▾

Field offices sometimes receive emergency requests for issuance of an advance parole document. Whether or not to grant a request for emergency advance parole document depends on if the travel need is considered emergent. “Emergent” means “arising unexpectedly,” while “emergency” means “calling for prompt action.” If you are experiencing an extremely urgent situation, you may request an emergency advance parole appointment at your local field office. You should bring the following items to your appointment:

A completed and signed [Form I-131, Application for Travel Document](https://www.uscis.gov/i-131)

Valid Passport;

The correct I-131 filing fee;

Evidence to support the emergency request (e.g., death certificate, medical documentation); and

Two passport-style photos.

[Determine if you are eligible for Emergency Advance Parole: Emergency Travel](https://www.uscis.gov/greencard/greencardprocesses/traveldocuments/emergencytravel)

Note: Asylum applicants, asylees (individuals who have been granted asylum), refugees, and lawful permanent residents who obtained such status based on their asylum or refugee status are also subject to special rules regarding traveling outside the United States. Additional information regarding traveling outside the United States as well as the consequences that could result if an asylum applicant, an asylee, a refugee, or a lawful permanent resident who obtained such status based on his or her asylum or refugee status returns to his or her country of claimed persecution may be found in the Fact Sheet entitled [Traveling Outside the United States as an Asylum Applicant, an Asylee, or a Lawful Permanent Resident Who Obtained Such Status Based on Asylum Status](https://www.uscis.gov/sites/default/files/document/news/Asylee_travel_information.pdf).

Note: Asylees (individuals who have been granted asylum) and lawful permanent residents who obtained such status based on their asylum status may travel abroad with the prior approval of the Secretary of the Department of Homeland Security (DHS). Such prior approval comes in the form of a refugee travel document. A refugee travel document is valid for one year and is issued to an asylee to allow his or her return to the United States after temporary travel abroad. Like advance parole, a refugee travel document **does not guarantee admission** into the United States. Rather, the asylee must still undergo inspection by an immigration inspector from the U.S. Customs and Border Protection (CBP) who will determine whether the asylee should be readmitted to the United States with the refugee travel document.

Immigration Judge Grant ▾

Note: If you need services that are not listed, make your request by calling the USCIS Contact Center at 800-375-5283 (TTY 800-767-1833).

Next

Appointment Types Expanded

[H1] Appointment Types

[H2] Primary Appointment Types

[Body] **Appointment requests at USCIS offices are for matters relating to the following categories:**

[Immigration Judge Grant Expanded]

Immigration Judge Grant

When an applicant is granted lawful permanent residence or asylum by an Immigration Judge (IJ) during immigration court proceedings or by the Board of Immigration Appeals (BIA), USCIS is responsible for producing the applicant’s Permanent Resident Card (PRC) or providing proof of status. Typically, the applicant is required to go into the local field office to initiate card production or obtain evidence of status. Please ensure you are in possession of your copy of the Final Order and bring your photo identification and valid passport to your appointment.

- IJ Asylum grant applicants should also bring two passport-style photos to the appointment.
- IJ LPR grant applicants who do not possess a valid passport need to bring two passport-style photos to the appointment. If USCIS determines that an applicant does not have valid fingerprints on file, USCIS may schedule the applicant for an Application Support Center appointment to produce the I-551 LPR Card.



Appointment Types

Primary Appointment Types

Appointment requests at USCIS offices are for matters relating to the following categories:

- ADIT Stamp
- Emergency Advance Parole
- Immigration Judge Grant**

When an applicant is granted lawful permanent residence or asylum by an Immigration Judge (IJ) during immigration court proceedings or by the Board of Immigration Appeals (BIA), USCIS is responsible for producing the applicant’s Permanent Resident Card (PRC) or providing proof of status. Typically, the applicant is required to go into the local field office to initiate card production or obtain evidence of status. Please ensure you are in possession of your copy of the Final Order and bring your photo identification and valid passport to your appointment.

 - IJ Asylum grant applicants should also bring two passport-style photos to the appointment.
 - IJ LPR grant applicants who do not possess a valid passport need to bring two passport-style photos to the appointment. If USCIS determines that an applicant does not have valid fingerprints on file, USCIS may schedule the applicant for an Application Support Center appointment to produce the I-551 LPR Card.

Note: If you need services that are not listed, make your request by calling the USCIS Contact Center at 800-375-5283 (TTY 800-767-1833).

Next

Appointment Options

[H1] Appointment Options
[Body]

Note: If you are an attorney or accredited representative and have filed a G-28, Notice of Entry of Appearance as Attorney or Accredited Representative, you may submit an appointment request on behalf of your client. You must fill out the form using the client's information and ensure that you add any of their family member s who may need to attend. You do not need to add yourself as a participant to attend the appointment with your client.

To request a disability accommodation (such as a sign language interpreter) call the USCIS Contact Center at 800-375-5283 (TTY 800-767-1833) for help in English or Spanish.

There are other ways to get information about immigration services and ask questions about your case online without an office visit or a phone call. If you have a question about a pending application, petition, or request, you can:

- [Check your case status](https://egov.uscis.gov/casestatus/landing.do), including your employment authorization card and clock date [link goes to https://egov.uscis.gov/casestatus/landing.do]
- [Change your address online](https://www.uscis.gov/addresschange) [link goes to https://www.uscis.gov/addresschange]
- [Check case processing times](https://egov.uscis.gov/processing-times) [link goes to https://egov.uscis.gov/processing-times]
- [Find free forms](https://www.uscis.gov/forms/all-forms) [link goes to https://www.uscis.gov/forms/all-forms]
- [File certain forms online](https://www.uscis.gov/forms/all-forms) [link goes to https://www.uscis.gov/forms/all-forms]

If you need help with document services that are not listed or have an emergency, call the USCIS Contact Center at 800-375-5283 (TTY 800-767-1833) for help in English and Spanish.

[button label] Back

[button label] Next

Appointment Options

Note: If you are an attorney or accredited representative and have filed a G-28, Notice of Entry of Appearance as Attorney or Accredited Representative, you may submit an appointment request on behalf of your client. You must fill out the form using the client's information and ensure that you add any of their family member s who may need to attend. You do not need to add yourself as a participant to attend the appointment with your client.

To request a disability accommodation (such as a sign language interpreter) call the USCIS Contact Center at 800-375-5283 (TTY 800-767-1833) for help in English or Spanish.

There are other ways to get information about immigration services and ask questions about your case online without an office visit or a phone call. If you have a question about a pending application, petition, or request, you can:

- [Check your case status](#), including your employment authorization card and clock date
- [Change your address online](#)
- [Check case processing times](#)
- [Find free forms](#)
- [File certain forms online](#)

If you need help with document services that are not listed or have an emergency, call the USCIS Contact Center at 800-375-5283 (TTY 800-767-1833) for help in English and Spanish.

[Back](#)

[Next](#)



U.S. Citizenship
and Immigration
Services

Requester Information

Requester Information

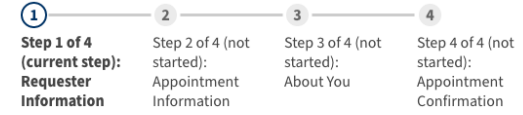
[H1] Requester Information

[Body] Who is requesting this appointment?

[Radio button options] Applicant, petitioner, or requestor; Attorney or accredited representative

[Primary button] Next

[Secondary button] Back



Requester Information

Who is requesting this appointment?

- Applicant, petitioner, or requestor
- Attorney or accredited representative

[Back](#)

[Next](#)

Requester Information – (IF Attorney or accredited representative)

[H1] Requester Information

[Body] Who is requesting this appointment?

[Radio button options] Applicant, petitioner, or requestor; Attorney or accredited representative (**Selected**)

[H2] Attorney or accredited representative information

[Body] What is your current legal name?

[Help text] Your current legal name is the name on your birth certificate, unless it was changed after birth by a legal action such as marriage or court order. Do not provide any nicknames here.

[Text field label] First name (required)

[Text field]

[Text field label] Middle name

[Text field]

[Text field label] Last name (required)

[Body] What is your contact information?

[Text field label] Email address (required)

[Text field]

[Help text] Example: user@domain.com

[Text field label] Phone number (required)

[Instructional text] If you would like to receive text messages, provide a mobile phone number.

[Text field]

[Help text] Provide a 10-digit phone number.

[Body] Is this a mobile phone number?

[Radio] Yes, No

[Body] How would you prefer to be contacted?

[Instructional text] Standard SMS/text messaging rates may apply.

[Radio] Phone call, SMS/Text message, Email

[Body] What is your USCIS Online Account Number?

[Instructional text] You will only have an Online Account Number, or OAN, if you previously filed a form that has a receipt number that begins with IOE. If you filed the form online, you can find your OAN in your account profile. If you mailed us the form, you can find your OAN at the top of the Account Access Notice we sent you.

If you do not have a receipt number that begins with IOE, you do not have an OAN.

(The OAN is not the same as an A-Number)

[Checkbox] I do not have or know my USCIS Online Account Number.

[Text field]

[Help text] Provide a 12-digit Online Account Number.

[Primary button] Next

[Secondary button] Back

no official website of the United States government [https://uscis.gov/uscis](#)

U.S. Citizenship and Immigration Services My Account Resources Sign Out

1 2 3 4
Step 1 of 4 (current step): Requester Information Step 2 of 4 (not started): Appointment Information Step 3 of 4 (not started): About You Step 4 of 4 (not started): Appointment Confirmation

Requester Information

Who is requesting this appointment?

Applicant, petitioner, or requestor

Attorney or accredited representative

Attorney or accredited representative information

What is your current legal name?

Your current legal name is the name on your birth certificate, unless it was changed after birth by a legal action such as marriage or court order. Do not provide any nicknames here.

First name (required) Middle name

Last name (required)

What is your contact information?

Email address (required)

Example: user@domain.com

Phone number (required)

If you would like to receive text messages, provide a mobile phone number.

Provide a 10-digit phone number.

Is this a mobile phone number?

Yes

No

How would you prefer to be contacted?

Standard SMS/text messaging rates may apply.

Phone call

SMS/text messaging

Email

What is your USCIS Online Account Number?

You will only have an Online Account Number, or OAN, if you previously filed a form that has a receipt number that begins with IOE. If you filed the form online, you can find your OAN in your account profile. If you mailed us the form, you can find your OAN at the top of the Account Access Notice we sent you.

If you do not have a receipt number that begins with IOE, you do not have an OAN.

(The OAN is not the same as an A-Number)

I do not have or know my USCIS Online Account Number.

Provide a 12-digit Online Account Number.

Back Next



U.S. Citizenship
and Immigration
Services

ADIT Stamp Flow

ADIT Stamp

[H1] Appointment Request Details

[Body] What type of appointment are you requesting?

[Radio button options] ADIT Stamp (**Selected**), Emergency Advance Parole (EAP), Immigration Judge Grants, Other

[Body] When do you need to have your proof of status for work, travel, or other benefits?

You have proof of status if you have a valid, unexpired I-551 Permanent Resident Card (Green Card), a machine-readable Immigrant Visa (MRV) with a CBP Admission Stamp, a Temporary Resident Stamp (ADIT Stamp) contained in a passport or on Form I-94, or a valid re-entry permit.

Note: If your I-551 Permanent Resident Card is expired, use the expiration date noted on your Form I-90, I-751, N-400 or I-829 receipt notice (also known as Form I-797).

[Checkbox] I do not know when I need to have my proof of status.

[Date field] MM/DD/YYYY

[Primary button] Next

[Secondary button] Back



Appointment Request Details

What type of appointment are you requesting?


- ADIT Stamp
- Emergency Advance Parole (EAP)
- Immigration Judge Grants
- Other

When do you need to have your proof of status for work, travel, or other benefits?

You have proof of status if you have a valid, unexpired I-551 Permanent Resident Card (Green Card), a machine-readable Immigrant Visa (MRV) with a CBP Admission Stamp, a Temporary Resident Stamp (ADIT Stamp) contained in a passport or on Form I-94, or a valid re-entry permit.

Note: If your I-551 Permanent Resident Card is expired, use the expiration date noted on your Form I-90, I-751, N-400 or I-829 receipt notice (also known as Form I-797).

I do not know when I need to have my proof of status.

MM/DD/YYYY 

[Back](#)

[Next](#)

ADIT Stamp

[H1] Appointment Request Details

[Body] What type of appointment are you requesting?

[Radio button options] ADIT Stamp (**Selected**), Emergency Advance Parole (EAP), Immigration Judge Grants, Other

[Body] When do you need to have your proof of status for work, travel, or other benefits?

You have proof of status if you have a valid, unexpired I-551 Permanent Resident Card (Green Card), a machine-readable Immigrant Visa (MRV) with a CBP Admission Stamp, a Temporary Resident Stamp (ADIT Stamp) contained in a passport or on Form I-94, or a valid re-entry permit.

Note: If your I-551 Permanent Resident Card is expired, use the expiration date noted on your Form I-90, I-751, N-400 or I-829 receipt notice (also known as Form I-797).

[Checkbox] I do not know when I need to have my proof of status.

[Date field] MM/DD/YYYY (**Filled**)

[Text field label] Provide an explanation.

[Text field]

[Body] What day(s) of the week would you prefer to come into the field office for your appointment?

Select your preferred day of the week for an appointment from the following options. Due to the limited availability of appointments, we may not be able to accommodate your requested day, but we will take it into consideration.

[Checkbox options] Monday, Tuesday, Wednesday, Thursday, Friday, No preference

[Body] What time of the day would you prefer to have your appointment?

[Radio button options] Morning, Afternoon (**Selected**), No preference

[Primary button] Next

[Secondary button] Back

An official website of the United States government [Skip to main content](#)

U.S. Citizenship and Immigration Services My Account Resources Sign Out

Step 1 of 4 (completed): Requester Information Step 2 of 4 (current step): Appointment Information Step 3 of 4 (not started): About You Step 4 of 4 (not started): Appointment Confirmation

Appointment Request Details

What type of appointment are you requesting?

ADIT Stamp

Emergency Advance Parole (EAP)

Immigration Judge Grants

Other

When do you need to have your proof of status for work, travel, or other benefits?

You have proof of status if you have a valid, unexpired I-551 Permanent Resident Card (Green Card), a machine-readable Immigrant Visa (MRV) with a CBP Admission Stamp, a Temporary Resident Stamp (ADIT stamp) contained in a passport or on Form I-94, or a valid re-entry permit.

Note: If your I-551 Permanent Resident Card is expired, use the expiration date noted on your Form I-90, I-751 or I-829 receipt notice (also known as Form I-797).

I do not know when I need to have my proof of status.

02/24/2024

Provide an explanation.

0 / 500

What day(s) of the week would you prefer to come into the field office for your appointment?

Select your preferred day of the week for an appointment from the following options. Due to the limited availability of appointments, we may not be able to accommodate your requested day, but we will take it into consideration.

Monday

Tuesday

Wednesday

Thursday

Friday

No preference

What time of the day would you prefer to have your appointment?

Morning

Afternoon

No Preference

Back Next

ADIT Stamp

[H1] ADIT Stamp Appointment Request

[H2] About You

[Body] To confirm your appointment request details, enter the information requested below. We need your telephone number in case we need to contact you about your appointment.

What is your legal name?

[Instructional text] Your current legal name is the name on your birth certificate, unless it was changed after birth by a legal action such as marriage or court order. Do not provide any nicknames here.

[Text field] First name (required)

[Text field] Middle name

[Text field] Last name (required)

[Text field label] What is your date of birth? (required)

[Help text] MM/DD/YYYY

[Text field label] What is your ZIP code? (required)

[Help text] Provide a 5 or 9-digit ZIP code.

[Dropdown label] What is your country of birth? (required)

[Dropdown]

What is your receipt number or A-Number?

[Blue alert body] You must provide your receipt number or A-Number to submit your request.

[Text field label] Receipt number of your related application, petition, or request?

[Help text] Provide a 13-character receipt number, beginning with 3 capitalized letters followed by 10 digits.

[Text field label] A-Number

[Help text] Provide a 7, 8, or 9-digit number. If your A-Number is fewer than 9 digits, the system will automatically add zero(s) after the "A" and before the first digit so there is a total of 9 digits, for example: A-001234567.

What is your contact information?

[Text field label] Email address (required)

[Text field label] Confirm your email address (required)

[Text field label] Phone number (required)

[Body] Do you have additional family members who need the service you selected?

[Radio button options] Yes (**Selected**)/No

[Body] Information of additional family members

Enter the information for your family member(s) who also need the service.

[Button label] + Add family member

[Primary button] Next

[Secondary button] Back

The screenshot shows the 'ADIT Stamp Appointment Request' form. At the top, there is a progress indicator with four steps: Step 1 of 4 (Completed) Requester Information, Step 2 of 4 (Completed) Appointment Information, Step 3 of 4 (Current Step) About You, and Step 4 of 4 (Not Started) Appointment Confirmation. The form is titled 'ADIT Stamp Appointment Request' and has a sub-header 'About You'. Below this, there is a blue alert box stating: 'To confirm your appointment request details, enter the information requested below. We need your telephone number in case we need to contact you about your appointment.' The form fields include: 'What is your legal name?' with sub-fields for First Name (Required), Middle Name, and Last Name (Required); 'What is your date of birth? (required)' with a date picker; 'What is your ZIP code? (required)' with a text field and a note 'Provide a 5 or 9-digit ZIP code.'; 'What is your country of birth? (required)' with a dropdown menu; 'What is your receipt number or A-Number?' with a blue alert box stating 'You must provide your receipt number or A-Number to submit your request.' and a note 'Provide a 13-character receipt number, beginning with 3 capitalized letters followed by 10 digits.'; 'What is your A-Number?' with a text field and a note 'Provide a 7, 8, or 9-digit number. If the A-Number is fewer than 9 digits, the system will automatically add zero(s) after the "A" and before the first digit so there is a total of 9 digits, for example: A-001234567.'; 'What is your contact information?' with sub-fields for Email address (required), Confirm your email address (required), and Phone number (required); 'Do you have additional family members who need the service you selected?' with radio buttons for Yes (selected) and No; 'Information of additional family members' with a note 'Enter the information for your family member(s) who also need the service.' and a '+ Add family member' button; and finally, 'Back' and 'Next' buttons at the bottom.

Appointment Confirmation

[H1] Review Your Appointment Request

[H2] Your information


- [Body]
- Name (required)
- Date of birth
- Family name (last name)
- Phone number
- Country of birth
- Email address (required)

[H2] Your appointment information

- [Body]
- Appointment type
- A-Number
- Receipt number(s)
- Number attending (Including you)

[Button] Back
[Button] Submit

An official website of the United States government [Here's how you know](#)

 U.S. Citizenship and Immigration Services

My Account ▾ Resources ▾ | Sign Out

Step 1 of 4 (completed): Requester Information

Step 2 of 4 (completed): Appointment Information

Step 3 of 4 (completed): About You

Step 4 of 4 (current step): Appointment Confirmation

Review Your Appointment Request

Your information

Name (required) I do not have a first name	Date of birth 01/01/2001
Family name (last name) Hyphenated-Lastname	Phone Number 222-222-2222
Country of Birth United States	
Email Address Email@domain.com	

Appointment Type

ADIT Stamp
IOE100000000

Your appointment information

000456789

Receipt number(s)
A-Number

Number Attending (including you)

[Back](#) [Submit](#)

Appointment Confirmation

[H1] Your Request Has Been Submitted

[Body] While we are happy to receive your request for an appointment, USCIS may be able to resolve your request without the need for an in-person appointment. USCIS Contact Center will contact you within 3-5 business days either by email or phone in reference to Service Item number XXX1234. If by phone, calls begin at 7:00 AM local time.

To verify the return call is coming from USCIS, the number on your caller ID will be 202-838-2104. If you provided a cell number for your return call, you may want to add this number as a USCIS contact in your phone. If you do not receive an email or call within 3-5 business days, make sure you check your spam folder before reaching back out to us.



Your request has been submitted

While we are happy to receive your request for an appointment, USCIS may be able to resolve your request without the need for an in-person appointment. USCIS Contact Center will contact you within 3-5 business days either by email or phone in reference to Service Item number XXX1234. If by phone, calls begin at 7:00 AM local time.

To verify the return call is coming from USCIS, the number on your caller ID will be 202-838-2104. If you provided a cell number for your return call, you may want to add this number as a USCIS contact in your phone. If you do not receive an email or call within 3-5 business days, make sure you check your spam folder before reaching back out to us.



U.S. Citizenship
and Immigration
Services

ADIT Stamp Red Flow

ADIT Stamp Red Flow

[H1] Appointment Request Details

[Body] What type of appointment are you requesting?

[Radio button options] ADIT Stamp (**Selected**), Emergency Advance Parole (EAP), Immigration Judge Grants, Other

[Body] When do you need to have your proof of status for work, travel, or other benefits?

You have proof of status if you have a valid, unexpired I-551 Permanent Resident Card (Green Card), a machine-readable Immigrant Visa (MRV) with a CBP Admission Stamp, a Temporary Resident Stamp (ADIT Stamp) contained in a passport or on Form I-94, or a valid re-entry permit.

Note: If your I-551 Permanent Resident Card is expired, use the expiration date noted on your Form I-90, I-751, N-400 or I-829 receipt notice (also known as Form I-797).

[Checkbox] I do not know when I need to have my proof of status. (**Checked**)

[Date field] MM/DD/YYYY (**Disabled**)

[If user selects checkbox 'I do not know my expiration date' OR if user inputs date more than 60 days away]

[Red alert heading] You cannot request an appointment online at this time

[Red alert body] Contact the USCIS Contact Center at 800-375-5283 (TTY 800-767-1833) to submit your request.

[Primary button]Next (**Disabled**)

[Secondary button]Back



Appointment Request Details

What type of appointment are you requesting?

- ADIT Stamp
- Emergency Advance Parole (EAP)
- Immigration Judge Grants
- Other

When do you need to have your proof of status for work, travel, or other benefits?

You have proof of status if you have a valid, unexpired I-551 Permanent Resident Card (Green Card), a machine-readable Immigrant Visa (MRV) with a CBP Admission Stamp, a Temporary Resident Stamp (ADIT Stamp) contained in a passport or on Form I-94, or a valid re-entry permit.

Note: If your I-551 Permanent Resident Card is expired, use the expiration date noted on your Form I-90, I-751, N-400 or I-829 receipt notice (also known as Form I-797).

I do not know when I need to have my proof of status.

MM/DD/YYYY

! You cannot request an appointment online at this time

Contact the USCIS Contact Center at 800-375-5283 (TTY 800-767-1833) to submit your request.

Back

Next

ADIT Stamp Red Flow

[H1] Appointment Request Details

[Body] What type of appointment are you requesting?

[Radio button options] ADIT Stamp (**Selected**), Emergency Advance Parole (EAP), Immigration Judge Grants, Other

[Body] When do you need to have your proof of status for work, travel, or other benefits?

You have proof of status if you have a valid, unexpired I-551 Permanent Resident Card (Green Card), a machine-readable Immigrant Visa (MRV) with a CBP Admission Stamp, a Temporary Resident Stamp (ADIT Stamp) contained in a passport or on Form I-94, or a valid re-entry permit.

Note: If your I-551 Permanent Resident Card is expired, use the expiration date noted on your Form I-90, I-751, N-400 or I-829 receipt notice (also known as Form I-797).

[Checkbox] I do not know when I need to have my proof of status.

[Date field] MM/DD/YYYY

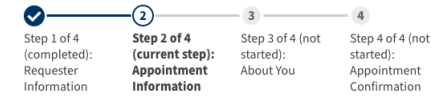
[If user inputs date within 10 days from today's date]

[Red alert heading] You cannot request an appointment online at this time

[Red alert body] The date you selected is within ten days. You must contact the USCIS Contact Center at 800-375-5283 (TTY 800-767-1833) to submit your appointment request.

[Primary button]Next (**Disabled**)

[Secondary button]Back



Appointment Request Details

What type of appointment are you requesting?

- ADIT Stamp
- Emergency Advance Parole (EAP)
- Immigration Judge Grants
- Other

When do you need to have your proof of status for work, travel, or other benefits?

You have proof of status if you have a valid, unexpired I-551 Permanent Resident Card (Green Card), a machine-readable Immigrant Visa (MRV) with a CBP Admission Stamp, a Temporary Resident Stamp (ADIT Stamp) contained in a passport or on Form I-94, or a valid re-entry permit.

Note: If your I-551 Permanent Resident Card is expired, use the expiration date noted on your Form I-90, I-751, N-400 or I-829 receipt notice (also known as Form I-797).

I do not know when I need to have my proof of status.

11/15/2023 

! You cannot request an appointment online at this time

The date you selected is within ten days. You must contact the USCIS Contact Center at 800-375-5283 (TTY 800-767-1833) to submit your appointment request.

[Back](#)

[Next](#)



U.S. Citizenship
and Immigration
Services

Emergency Advance Parole (EAP) Flow

Emergency Advance Parole (EAP)

[H1] Appointment Request Details

[Body] What type of appointment are you requesting?

[Radio button options] ADIT Stamp, Emergency Advance Parole (EAP) (**Selected**), Immigration Judge Grants, Other

[Body] When are you planning on traveling?

[Checkbox] I do not know my travel date.

[Text field] MM/DD/YYYY

[Primary button] Next

[Secondary button] Back




Appointment Request Details

What type of appointment are you requesting?

- ADIT Stamp
- Emergency Advance Parole (EAP)
- Immigration Judge Grants
- Other

When are you planning on traveling?

I do not know my travel date.

MM/DD/YYYY 

[Back](#)

[Next](#)

Emergency Advance Parole (EAP)

[H1] Appointment Request Details

[Body] What type of appointment are you requesting?

[Radio button options] ADIT Stamp, Emergency Advance Parole (EAP) (**Selected**), Immigration Judge Grants, Other

[Body] When are you planning on traveling?

[Checkbox] I do not know my travel date.

[Text field] MM/DD/YYYY (**Filled**)

[Body] Do you have proof of the emergency to support your need to travel?

Bring the following documents to your appointment:

- [Your Appointment Notice, which can be printed from our website;](#)
- Proof of eligibility (evidence of current status or pending application, petition, or request);
- Proof of the emergency such as medical documentation, death certificate, or other documents;
- Proof of relationship (if applicable); and
- A completed Form I-131, Application for Travel Document, with payment (if payment is required).

Note: If the document is in any other language than English, it must be accompanied by a Certified English Translation.

Payment if you file at a field office: You cannot pay fees with a money order or cashier's check when filing at a field office. You can only pay with a personal check, debit card, credit card, a reloadable prepaid credit or debit card.

[Radio buttons] Yes (**Selected**)/No

[Text field label] Provide an explanation.

[Text field]

[Body] What day(s) of the week would you prefer to come into the field office for your appointment?

Select your preferred day of the week for an appointment from the following options. Due to the limited availability of appointments, we may not be able to accommodate your requested day, but we will take it into consideration.

[checkboxes] Monday, Tuesday, Wednesday, Thursday, Friday, No preference

[Body] What time of day would you prefer to have your appointment?

[Radio buttons] Morning, Afternoon (**Selected**), No preference

[Primary button] Next

[Secondary button] Back

The screenshot shows the USCIS online form for an Appointment Request. At the top, there is a progress indicator with four steps: Step 1 of 4 (completed), Step 2 of 4 (current step), Step 3 of 4 (not started), and Step 4 of 4 (not started). The current step is 'Appointment Information'. The form title is 'Appointment Request Details'. The first question is 'What type of appointment are you requesting?' with radio button options: ADIT Stamp, Emergency Advance Parole (EAP) (selected), Immigration Judge Grants, and Other. The second question is 'When are you planning on traveling?' with a checkbox for 'I do not know my travel date.' and a text field containing '02/24/2024'. The third question is 'Do you have proof of the emergency to support your need to travel?' with radio button options: Yes (selected) and No. Below this is a text area for 'Provide an explanation.' with a character count of 0/500. The fourth question is 'What day(s) of the week would you prefer to come into the field office for your appointment?' with checkboxes for Monday, Tuesday, Wednesday, Thursday, Friday, and No preference. The fifth question is 'What time of the day would you prefer to have your appointment?' with radio button options: Morning, Afternoon (selected), and No Preference. At the bottom, there are 'Back' and 'Next' buttons.

Emergency Advance Parole (EAP)

[H1] Emergency Advance Parole (EAP) Appointment Request

[H2] About You

[Body] To confirm your appointment request details, enter the information requested below. We need your telephone number in case we need to contact you about your appointment.

What is your legal name?

[Instructional text] Your current legal name is the name on your birth certificate, unless it was changed after birth by a legal action such as marriage or court order. Do not provide any nicknames here.

[Text field] First name (required)

[Text field] Middle name

[Text field] Last name (required)

[Text field label] What is your date of birth? (required)

[Help text] MM/DD/YYYY

[Text field label] What is your ZIP code? (required)

[Help text] Provide a 5 or 9-digit ZIP code.

[Dropdown label] What is your country of birth? (required)

[Dropdown]

What is your receipt number or A-Number?

[Blue alert body] You must provide your receipt number or A-Number to submit your request.

[Text field label] Receipt number of your related application, petition, or request

[Help text] Provide a 13-character receipt number, beginning with 3 capitalized letters followed by 10 digits.

[Text field label] A-Number

[Help text] Provide a 7, 8, or 9-digit number. If your A-Number is fewer than 9 digits, the system will automatically add zero(s) after the "A" and before the first digit so there is a total of 9 digits, for example: A-001234567.

What is your contact information?

[Text field label] Email address (required)

[Text field label] Confirm your email address (required)

[Text field label] Phone number (required)

[Body] Do you have additional family members who need the service you selected?

[Radio button options] Yes (**Selected**)/No

[Body] Information of additional family members

Enter the information for your family member(s) who also need the service.

[Button label] + Add family member

[Primary button] Next

[Secondary button] Back

The screenshot shows the 'Emergency Advance Parole (EAP) Appointment Request' form on the U.S. Citizenship and Immigration Services website. The form is titled 'Emergency Advance Parole (EAP) Appointment Request' and includes a progress indicator at the top showing four steps: Step 1 of 4 (Completed: Requester Information), Step 2 of 4 (Completed: Appointment Information), Step 3 of 4 (Appointment Request - 'About You'), and Step 4 of 4 (Not Started: Appointment Confirmation). The 'About You' section contains several required fields: 'First Name (Required)', 'Middle Name', 'Last Name (Required)', 'What is your date of birth? (required)' (MM/DD/YYYY), 'What is your ZIP code? (required)' (5 or 9-digit), 'What is your country of birth? (required)', 'What is your receipt number or A-Number?' (with a blue alert box stating 'You must provide your receipt number or A-Number to submit your request.'), 'Receipt number of your related application, petition, or request' (13-character), 'What is your A-Number?' (7, 8, or 9-digit), 'What is your contact information?' (Email address, Confirm your email address, Phone number), and 'Do you have additional family members who need the service you selected?' (Yes/No radio buttons). At the bottom, there is a section for 'Information of additional family members' with an '+ Add family member' button and 'Back' and 'Next' buttons.

Appointment Confirmation

[H1] Review Your Appointment Request

[H2] Your information

- [Body]
- Name (required)
- Date of birth
- Family name (last name)
- Phone number
- Country of birth
- Email address (required)

[H2] Your appointment information

- [Body]
- Appointment type
- A-Number
- Receipt number(s)
- Number attending (including you)

[Button] Back
[Button] Submit



Review Your Appointment Request

Your information

Name I do not have a first name	Date of birth 01/01/2001
Family name (last name) Hyphenated-Lastname	Phone Number 222-222-2222
Email Address Email@domain.com	

Your appointment information

Appointment Type Emergency Advance Parole (EAP)
A-Number 000456789
Receipt number(s) IOE100000000
Number Attending (including you)

[Back](#)

[Submit](#)

Appointment Confirmation

[H1] Your Request Has Been Submitted

[Body] While we are happy to receive your request for an appointment, USCIS may be able to resolve your request without the need for an in-person appointment. USCIS Contact Center will contact you within 3-5 business days either by email or phone in reference to Service Item number XXX1234. If by phone, calls begin at 7:00 AM local time.

To verify the return call is coming from USCIS, the number on your caller ID will be 202-838-2104. If you provided a cell number for your return call, you may want to add this number as a USCIS contact in your phone. If you do not receive an email or call within 3-5 business days, make sure you check your spam folder before reaching back out to us.



Your request has been submitted

While we are happy to receive your request for an appointment, USCIS may be able to resolve your request without the need for an in-person appointment. USCIS Contact Center will contact you within 3-5 business days either by email or phone in reference to Service Item number XXX1234. If by phone, calls begin at 7:00 AM local time.

To verify the return call is coming from USCIS, the number on your caller ID will be 202-838-2104. If you provided a cell number for your return call, you may want to add this number as a USCIS contact in your phone. If you do not receive an email or call within 3-5 business days, make sure you check your spam folder before reaching back out to us.



U.S. Citizenship
and Immigration
Services

Emergency Advance Parole (EAP) Red Flow

Emergency Advance Parole (EAP) Red Flow

[H1] Appointment Request Details

[Body] What type of appointment are you requesting?

[Radio button options] ADIT Stamp, Emergency Advance Parole (EAP) (**Selected**), Immigration Judge Grants, Other

[Body] When are you planning on traveling?

[Checkbox] I do not know my travel date. (**Checked**)

[Text field] MM/DD/YYYY (**Disabled**)

[If user selects 'I do not know my travel date.']

[Red alert heading] You cannot request an appointment at this time

[Red alert body] Contact the USCIS Contact Center at 800-375-5283 (TTY 800-767-1833) to submit your request.

[Primary button] Next (**Disabled**)

[Secondary button] Back



Appointment Request Details

What type of appointment are you requesting?

- ADIT Stamp
- Emergency Advance Parole (EAP)
- Immigration Judge Grants
- Other

When are you planning on traveling?

I do not know my expiration date.

MM/DD/YYYY



You cannot request an appointment at this time

Contact the USCIS Contact Center at 800-375-5283 (TTY 800-767-1833) to submit your request.

[Back](#)

[Next](#)

Emergency Advance Parole (EAP) Red Flow

[H1] Appointment Request Details

[Body] What type of appointment are you requesting?

[Radio button options] ADIT Stamp, Emergency Advance Parole (EAP) (**Selected**), Immigration Judge Grants, Other

[Body] When are you planning on traveling?

[Checkbox] I do not know my travel date.

[Text field] MM/DD/YYYY

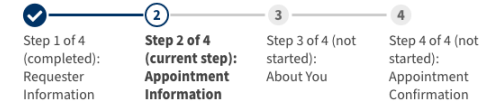
[If travel date is less than 10 days away from time of request]

[Red alert heading] You cannot request an appointment online at this time

[Red alert body] The date you selected is within ten days. You must contact the USCIS Contact Center at 800-375-5283 (TTY 800-767-1833) to submit your appointment request.

[Primary button] Next (**Disabled**)

[Secondary button] Back



Appointment Request Details

What type of appointment are you requesting?

- ADIT Stamp
- Emergency Advance Parole (EAP)
- Immigration Judge Grants
- Other

When are you planning on traveling?

I do not know my travel date.

09/21/2023 

! You cannot request an appointment online at this time
The date you selected is within ten days. You must contact the USCIS Contact Center at 800-375-5283 (TTY 800-767-1833) to submit your appointment request.

[Back](#)

[Submit](#)

Emergency Advance Parole (EAP) Red Flow

[H1] Appointment Request Details

[Body] What type of appointment are you requesting?

[Radio button options] ADIT Stamp, Emergency Advance Parole (EAP) (**Selected**), Immigration Judge Grants, Other

[Body] When are you planning on traveling?

[Checkbox] I do not know my travel date.

[Text field] MM/DD/YYYY

[If user enters travel date more than 90 days away from time of request]

[Red alert heading] Review Form I-131

[Red alert body] Review the form instructions for the Form I-131, Application for Travel Document.

[Primary button] Next (**Disabled**)

[Secondary button] Back



Appointment Request Details

What type of appointment are you requesting?

- ADIT Stamp
- Emergency Advance Parole (EAP)
- Immigration Judge Grants
- Other

When are you planning on traveling?

I do not know my travel date.

12/12/2028



Review Form I-131

Review the form instructions for the Form I-131, Application for Travel Document.

[Back](#)

[Next](#)

Emergency Advance Parole (EAP) Red Flow

[H1] Appointment Request Details

[Body] What type of appointment are you requesting?

[Radio button options] ADIT Stamp, Emergency Advance Parole (EAP) (**Selected**), Immigration Judge Grants, Other

[Body] When are you planning on traveling?

[Checkbox] I do not know my travel date.

[Text field] MM/DD/YYYY

[Body] Do you have proof of the emergency to support your need to travel?

Bring the following documents to your appointment:

- [Your Appointment Notice, which can be printed from our website;](#)
- Proof of eligibility (evidence of current status or pending application, petition, or request);
- Proof of the emergency such as medical documentation, death certificate, or other documents;
- Proof of relationship (if applicable); and
- A completed Form I-131, Application for Travel Document, with payment (if payment is required).

Note: If the document is in any other language than English, it must be accompanied by a Certified English Translation.

Payment if you file at a field office: You cannot pay fees with a money order or cashier's check when filing at a field office. You can only pay with a personal check, debit card, credit card, a reloadable prepaid credit or debit card.

[Radio buttons] Yes/No (**Selected**)

[If user selects 'No' to 'Do you have proof of the emergency...']

[Red alert heading] You cannot request an appointment at this time

[Red alert body] Evidence will be required at the time of your appointment, submit your request when you are in possession of the required evidence.

[Primary button] Next (**Disabled**)

[Secondary button] Back

An official website of the United States government [Here's how you know](#)

U.S. Citizenship and Immigration Services My Account Resources Sign Out

Step 1 of 4 (completed): Requester Information Step 2 of 4 (current step): **Appointment Information** Step 3 of 4 (not started): About You Step 4 of 4 (not started): Appointment Confirmation

Appointment Request Details

What type of appointment are you requesting?

ADIT Stamp

Emergency Advance Parole (EAP)

Immigration Judge Grants

Other

When are you planning on traveling?

I do not know my travel date.

MM/DD/YYYY

Do you have proof of the emergency to support your need to travel?

Bring the following documents to your appointment:

- [Your Appointment Notice, which can be printed from our website;](#)
- Proof of eligibility (evidence of current status or pending application, petition, or request);
- Proof of the emergency such as medical documentation, death certificate, or other documents;
- Proof of relationship (if applicable); and
- A completed Form I-131, Application for Travel Document, with payment (if payment is required).

Note: If the document is in any other language than English, it must be accompanied by a Certified English Translation.

Payment if you file at a field office: You cannot pay fees with a money order or cashier's check when filing at a field office. You can only pay with a personal check, debit card, credit card, a reloadable prepaid credit or debit card.

Yes

No

You cannot request an appointment at this time

Evidence will be required at the time of your appointment, submit your request when you are in possession of the required evidence.

[Back](#) [Next](#)



U.S. Citizenship
and Immigration
Services

Immigration Judge Grants Flow

Immigration Judge Grants

[H1] Appointment Request Details

[Body] What type of appointment are you requesting?

[Radio button options] ADIT Stamp, Emergency Advance Parole (EAP), Immigration Judge Grants (**Selected**), Other

[Primary button] Next

[Secondary button] Back



Appointment Request Details

What type of appointment are you requesting?

- ADIT Stamp
- Emergency Advance Parole (EAP)
- Immigration Judge Grants
- Other

Do you have a copy of your final order from the Immigration Judge?

The final order is the document that contains the Immigration Judge's ruling on your case. You will need to bring your final order as well as photo identification and your passport when you attend your appointment.

- Yes
- No

[Back](#)

[Next](#)

Immigration Judge Grants

[H1] Appointment Request Details

[Body] What type of appointment are you requesting?

[Radio button options] ADIT Stamp, Emergency Advance Parole (EAP), Immigration Judge Grants (**Selected**), Other

[Body] Do you have a copy of your final order from the Immigration Judge?

The final order is the document that contains the Immigration Judge's ruling on your case. You will need to bring your final order as well as your passport or other photo identification when you attend your appointment.

[Radio button options] Yes (**Selected**) No

[Text field label] Provide an explanation.

[Text field]

[Body] What day(s) of the week would you prefer to come into the field office for your appointment?

Select your preferred day of the week for an appointment from the following options. Due to the limited availability of appointments, we may not be able to accommodate your requested day, but we will take it into consideration.

[checkboxes] Monday, Tuesday, Wednesday, Thursday, Friday, No preference

[Body] What time of the day would you prefer to have your appointment?

[Radio buttons] Morning, Afternoon (**Selected**), No preference

[Primary button] Next

[Secondary button] Back

An official website of the United States government [Skip to main content](#)

U.S. Citizenship and Immigration Services My Account Resources Sign Out

Step 1 of 4 (completed): Requester Information Step 2 of 4 (current step): Appointment Information Step 3 of 4 (not started): About You Step 4 of 4 (not started): Appointment Confirmation

Appointment Request Details

What type of appointment are you requesting?

ADIT Stamp

Emergency Advance Parole (EAP)

Immigration Judge Grants

Other

Do you have a copy of your final order from the Immigration Judge?

The final order is the document that contains the Immigration Judge's ruling on your case. You will need to bring your final order as well as your passport or other photo identification when you attend your appointment.

Yes

No

Provide an explanation.

0 / 500

What day(s) of the week would you prefer to come into the field office for your appointment?

Select your preferred day of the week for an appointment from the following options. Due to the limited availability of appointments, we may not be able to accommodate your requested day, but we will take it into consideration.

Monday

Tuesday

Wednesday

Thursday

Friday

No preference

What time of the day would you prefer to have your appointment?

Morning

Afternoon

No Preference

Immigration Judge Grants

[H1] Immigration Judge Grants Appointment Request

[H2] About You

[Body] To confirm your appointment request details, enter the information requested below. We need your phone number in case we need to contact you about your appointment.

What is your legal name?

[Instructional text] Your current legal name is the name on your birth certificate, unless it was changed after birth by a legal action such as marriage or court order. Do not provide any nicknames here.

[Text field] First name (required)

[Text field] Middle name

[Text field] Last name (required)

[Text field label] What is your date of birth? (required)

[Help text] MM/DD/YYYY

[Text field label] What is your ZIP code? (required)

[Help text] Provide a 5 or 9-digit ZIP code.

[Dropdown label] What is your country of birth? (required)

[Dropdown]

What is your receipt number or A-Number?

[Blue alert body] You must provide your receipt number or A-Number to submit your request.

[Text field label] Receipt number of your related application, petition, or request

[Help text] Provide a 13-character receipt number, beginning with 3 capitalized letters followed by 10 digits.

[Text field label] A-Number

[Help text] Provide a 7, 8, or 9-digit number. If your A-Number is fewer than 9 digits, the system will automatically add zero(s) after the "A" and before the first digit so there is a total of 9 digits, for example: A-001234567.

What is your contact information?

[Text field label] Email address (required)

[Text field label] Confirm your email address (required)

[Text field label] Telephone number (required)

[Body] Do you have additional family members who need the service you selected?

[Radio button options] Yes (**Selected**)/No

[Body] Information of additional family members

Enter the information for your family member(s) who also need the service.

[Button label] + Add family member

[Primary button] Next

[Secondary button] Back

An official website of the United States government. [Click here to return to the home page.](#)

U.S. Citizenship and Immigration Services My Account Resources Sign Out

Step 1 of 4 (Completed) Step 2 of 4 (Completed) Step 3 of 4 (Current step) Step 4 of 4 (Not Started)

Step 1 of 4 (Completed): Register Information Step 2 of 4 (Completed): Appointment Information Step 3 of 4 (Current step): Appointment Step: About You Step 4 of 4 (Not Started): Appointment Confirmation

Immigration Judge Grants Appointment Request

About You

To confirm your appointment request details, enter the information requested below. We need your phone number in case we need to contact you about your appointment.

What is your legal name?

Your current legal name is the name on your birth certificate, unless it was changed after birth by a legal action such as marriage or court order. Do not provide any nicknames here.

First Name (Required) Middle Name

Last Name (Required)

What is your date of birth? (required)

MM/DD/YYYY

What is your ZIP code? (required)

Provide a 5 or 9-digit ZIP code.

What is your country of birth? (required)

You must provide your receipt number or A-Number to submit your request.

Receipt number of your related petition, application, or request

Provide a 13-character receipt number, beginning with 3 capitalized letters followed by 10 digits.

What is your A-Number?

A-
Provide a 7, 8, or 9-digit number. If the A-Number is fewer than 9 digits, the system will automatically add zero(s) after the "A" and before the first digit so there is a total of 9 digits, for example: A-001234567.

What is your contact information?

Email address (required)

Confirm your email address (required)

Phone number (required)

Do you have additional family members who need the service you selected?

Yes
 No

Information of additional family members

Enter the information for your family member(s) who also need the service.

+ Add family member

Back Next

Appointment Confirmation

[H1] Review Your Appointment Request

[H2] Your information

- [Body]
- Name (required)
- Date of birth
- Family name (last name)
- Phone number
- Country of birth
- Email address (required)

[H2] Your appointment information

- [Body]
- Appointment type
- A-Number
- Receipt number(s)
- Number attending (including you)

[Button] Back
[Button] Submit



Review Your Appointment Request

Your information

Name Do not have a first name	Date of birth 01/01/2001
Family name (last name) Hyphenated-Lastname	Phone Number 222-222-2222
Email Address Email@domain.com	

Your appointment information

Appointment Type Immigration Judge Grant
A-Number 000456789
Receipt number(s) IOE100000000
Number Attending (including you)

Back

Submit

Appointment Confirmation

[H1] Your Request Has Been Submitted

[Body] While we are happy to receive your request for an appointment, USCIS may be able to resolve your request without the need for an in-person appointment. USCIS Contact Center will contact you within 3-5 business days either by email or phone in reference to Service Item number XXX1234. If by phone, calls begin at 7:00 AM local time.

To verify the return call is coming from USCIS, the number on your caller ID will be 202-838-2104. If you provided a cell number for your return call, you may want to add this number as a USCIS contact in your phone. If you do not receive an email or call within 3-5 business days, make sure you check your spam folder before reaching back out to us.



Your request has been submitted

While we are happy to receive your request for an appointment, USCIS may be able to resolve your request without the need for an in-person appointment. USCIS Contact Center will contact you within 3-5 business days either by email or phone in reference to Service Item number XXX1234. If by phone, calls begin at 7:00 AM local time.

To verify the return call is coming from USCIS, the number on your caller ID will be 202-838-2104. If you provided a cell number for your return call, you may want to add this number as a USCIS contact in your phone. If you do not receive an email or call within 3-5 business days, make sure you check your spam folder before reaching back out to us.



U.S. Citizenship
and Immigration
Services

Immigration Judge Grants Red Flow

Immigration Judge Grants Red Flow

[H1] Appointment Request Details

[Body] What type of appointment are you requesting?

[Radio button options] ADIT Stamp, Emergency Advance Parole (EAP), Immigration Judge Grants (**Selected**), Other

[Body] Do you have a copy of your final order from the Immigration Judge?

[Instructional text] The final order is the document that contains the Immigration Judge's ruling on your case. You will need to bring your final order as well as photo identification and your passport when you attend your appointment.

[Radio button options] Yes, No (**Selected**)

[If user selects 'No' for 'Do you have a copy of...']

[Red alert heading] You cannot request an appointment at this time

[Red alert body] Submit your request when you are in possession of the final order issued by the Immigration Judge.

[Primary button] Next (**Disabled**)

[Secondary button] Back



Appointment Request Details

What type of appointment are you requesting?

- ADIT Stamp
- Emergency Advance Parole (EAP)
- Immigration Judge Grants
- Other

Do you have a copy of your final order from the Immigration Judge?

The final order is the document that contains the Immigration Judge's ruling on your case. You will need to bring your final order as well as photo identification and your passport when you attend your appointment.

- Yes
- No

! You cannot request an appointment at this time
Submit your request when you are in possession of the final order issued by the Immigration Judge.

[Back](#)

[Next](#)



U.S. Citizenship
and Immigration
Services

Other Flow



U.S. Citizenship
and Immigration
Services

Other Red Flow

Other Red Flow

[H1] Appointment Request Details

[Body] What type of appointment are you requesting?

[Radio button options] ADIT Stamp, Emergency Advance Parole (EAP), Immigration Judge Grants, Other (**Selected**)

[Red alert heading] You must contact the USCIS Contact Center

[Red alert body] If you are requesting a service that is not related to an ADIT Stamp, Emergency Advance Parole, or an Immigration Judge Grant, you must contact the USCIS Contact Center at 800-375-5283 (TTY 800-767-1833) to submit your request. You cannot submit a request online.

[Primary button] Next (**Disabled**)

[Secondary button] Back



Appointment Request Details

What type of appointment are you requesting?

- ADIT Stamp
- Emergency Advance Parole (EAP)
- Immigration Judge Grants
- Other

What is the reason for your appointment?

Please select the reason from the list.

Other reason for an appointment

! You must contact the USCIS Contact Center

If you are requesting a service that is not related to an ADIT Stamp, Emergency Advance Parole, or an Immigration Judge Grant, you must contact the USCIS Contact Center at 800-375-5283 (TTY 800-767-1833) to submit your request. You cannot submit a request online.

[Back](#)

[Submit](#)



U.S. Citizenship
and Immigration
Services

Add A Family Member Flow

Add A Family Member

[H1] Add A Family Member

[H3] What is their legal name?

[Instructional text] Their current legal name is the name on their birth certificate, unless it was changed after birth by a legal action such as marriage or court order. Do not provide nicknames here.

[Text field] First name (required)

[Text field] Last name (required)

[Body] What is their date of birth?

[Text field] MM/DD/YYYY

[Body] What is their country of birth?

[Dropdown]

[Body] What is their A-Number?

[Text field] A-

[Help text] Provide a 7, 8, or 9-digit number. If the A-Number is fewer than 9 digits, the system will automatically add zero(s) after the "A" and before the first digit so there is a total of 9 digits, for example: A-001234567.

[Body] What is the receipt number of their related application, petition, or request?

[Help text] Provide a 13-character receipt number, beginning with 3 capitalized letters followed by 10 digits.

[Body] What is your relationship to this family member?

[Text field]

[Primary button] Save entry

[Secondary button] Cancel

An official website of the United States government [Here's how you know](#)

U.S. Citizenship and Immigration Services My Account Resources Sign Out

Step 1 of 4 (completed): Requester Information Step 2 of 4 (completed): Appointment Information Step 3 of 4 (current step): About You Step 4 of 4 (not started): Appointment Confirmation

Add A Family Member

What is their legal name?

Their current legal name is the name on their birth certificate, unless it changed after birth by a legal action such as marriage or court order. Do not provide any nicknames here.

First name (required) Last name (required)

What is their date of birth? (required)

MM/DD/YYYY

What is their country of birth? (required)

What is their A-Number?

A-

Provide a 7, 8, or 9-digit number. If the A-Number is fewer than 9 digits, the system will automatically add zero(s) after the "A" and before the first digit so there is a total of 9 digits, for example: A-001234567.

What is the receipt number of their related petition or application?

Provide a 13-character receipt number, beginning with 3 capitalized letters followed by 10 digits.

What is your relationship to this family member?

Save Entry Cancel



U.S. Citizenship
and Immigration
Services

Unhappy Path

Appointment Confirmation Red Flow

[IF request fails to send]

[Red alert heading] We did not receive your request

[Red alert body] There was an unexpected interruption during the submission. You may try submitting your request again by using the back button to return to the previous page, then proceed to this page again to re-submit. You may also try starting a new request at a later time.

[H1] Review Your Appointment Request

[H2] Your information

[Body]

- Name (required)
- Date of birth
- Family name (last name)
- Phone number
- Country of birth
- Email address (required)

[H2] Your appointment information

[Body]

- Appointment type
- A-Number
- Receipt number(s)
- Number attending (including you)

[Button] Back
[Button] Submit (Disabled)



1 We did not receive your request

There was an unexpected interruption during the submission. You may try submitting your request again by using the back button to return to the previous page, then proceed to this page again to re-submit. You may also try starting a new request at a later time

Review Your Appointment Request

Your information

Name (required) Do not have a first name	Date of birth 01/01/2001
Family name (last name) Hyphenated-Lastname	Phone Number 222-222-2222
Country of Birth United States	
Email Address Email@domain.com	

Your appointment information

Appointment Type ADIT Stamp
A-Number 000456789
Receipt number(s) IOE10000000
Number Attending (including you)

[Back](#) Submit

Appointment Confirmation Red Flow

[IF duplicate pending appointment]

[Red alert heading] You cannot submit another request for this type of appointment.

[Red alert body] You already submitted a request for this type of appointment. You must attend or [cancel your confirmed appointment](#) before you can submit another request. If you need to reschedule your appointment, contact the USCIS Contact Center at 1 (800). 375-5283. [link goes to https://my.uscis.gov/en/appointment/v2/manage]

[H1] Review Your Appointment Request

[H2] Your information

[Body]

- Name (required)
- Date of birth
- Family name (last name)
- Phone number
- Country of birth
- Email address (required)

[H2] Your appointment information

[Body]

- Appointment type
- A-Number
- Receipt number(s)
- Number attending (including you)

[Button] Back

[Button] Submit



1 You cannot submit another request for this type of appointment.

You already submitted a request for this type of appointment. You must attend or [cancel your confirmed appointment](#) before you can submit another request. If you need to reschedule your appointment, contact the USCIS Contact Center at 800-375-5283 (TTY 800-767-1833).

Review Your Appointment Request

Your information

Name (required) Do not have a first name	Date of birth 01/01/2001
Family name (last name) Hyphenated-Lastname	Phone Number 222-222-2222
Country of Birth United States	
Email Address Email@domain.com	

Your appointment information

Appointment Type ADIT Stamp
A-Number 000456789
Receipt number(s) IOE100000000
Number Attending (including you)

[Back](#) [Submit](#)