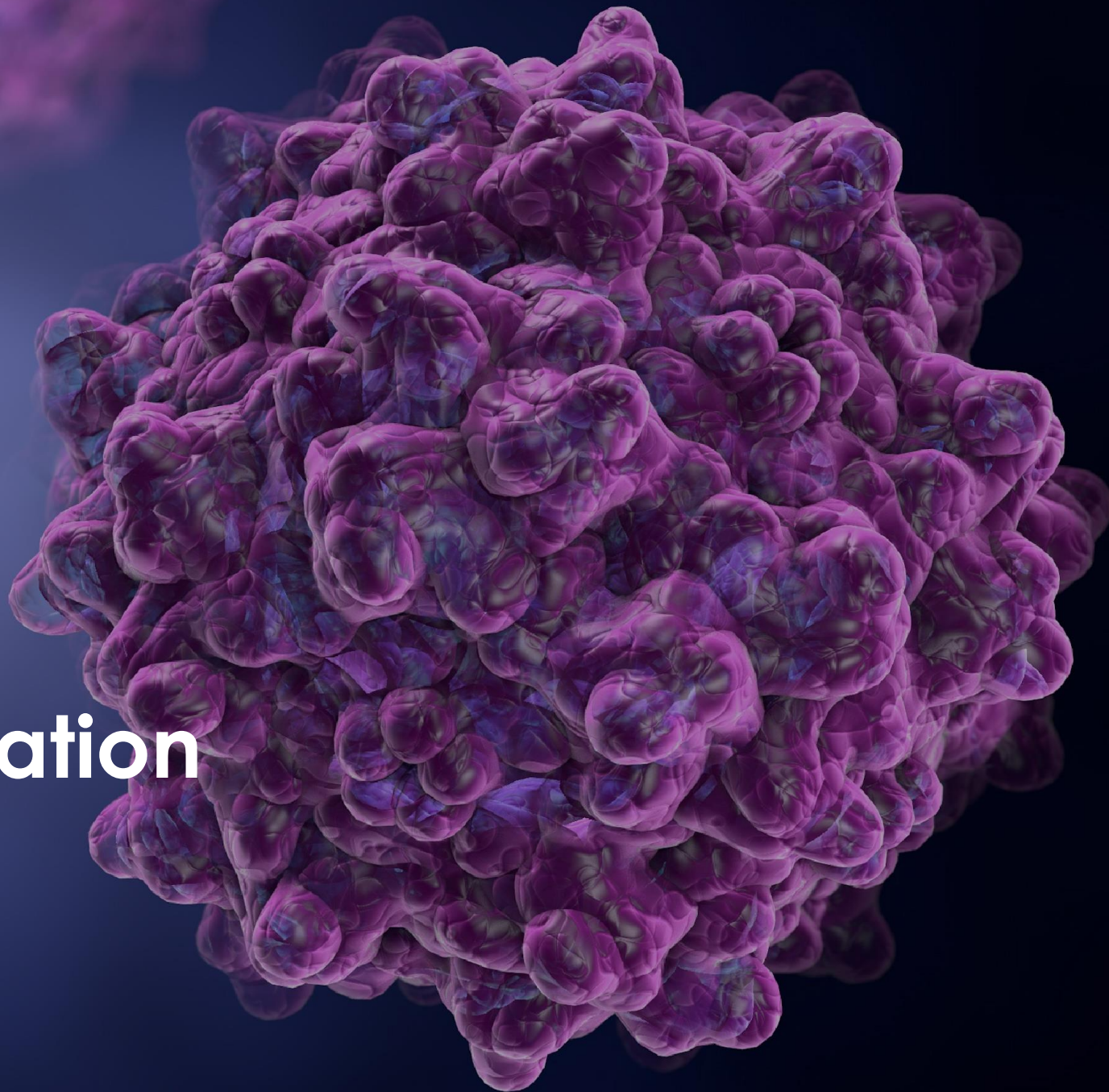




Corporate Presentation

August 2024



Disclaimer

Forward Looking Statements

This communication contains forward-looking statements within the meaning of the Private Securities Litigation Reform Act of 1995. These statements may discuss goals, intentions and expectations as to future plans, trends, events, results of operations or financial condition, or otherwise, based on current expectations and beliefs of the management of Neurogene, as well as assumptions made by, and information currently available to, management of Neurogene, including, but not limited to, statements regarding the therapeutic potential and utility, efficacy and clinical benefits of its programs, including its EXACT™ technology, NGN-401 and NGN-101; market opportunities for Neurogene's product candidates; the safety and tolerability profile of NGN-401 and NGN-101; trial designs, clinical development plans and timing for NGN-401 and NGN-101, including enrollment and dosing in both cohorts of the NGN-401 Phase 1/2 clinical trial for Rett Syndrome, anticipated clinical data results in NGN-401 Phase 1/2 trial for Rett syndrome and anticipated clinical data results in NGN-101 Phase 1/2 trial for CLN5 Batten disease; anticipated impact of expansion of the Phase 1/2 trial for NGN-401, including the addition of a high dose Cohort 2 and expansion of the clinical trial into the United Kingdom and Australia; future interactions with U.S. or foreign regulatory authorities, including the anticipated benefits of the FDA's RMAT designation as well as participation in the FDA's START program with respect to NGN-401; anticipated early-stage discovery and expectations regarding the initiation of future clinical trials for programs in development; and Neurogene's cash runway. Forward-looking statements generally include statements that are predictive in nature and depend upon or refer to future events or conditions, and include words such as "may," "will," "should," "would," "expect," "anticipate," "plan," "likely," "believe," "estimate," "project," "intend," and other similar expressions or the negative or plural of these words, or other similar expressions that are predictions or indicate future events or prospects, although not all forward-looking statements contain these words. Statements that are not historical facts are forward-looking statements. Forward-looking statements are based on current beliefs and assumptions that are subject to risks and uncertainties and are not guarantees of future performance. Actual results could differ materially from those contained in any forward-looking statement as a result of various factors, including, without limitation: Neurogene's limited operating history; the significant net losses incurred since inception of Neurogene; the ability to raise additional capital to finance operations; the ability of Neurogene to report its data on the predicted timeline; the ability of Neurogene to effectively use the RMAT designation or START program to accelerate development of NGN-401; the potential for negative impacts to patients dosed in the ongoing clinical trials for NGN-401 and NGN-101; the ability to advance product candidates through non-clinical and clinical development; the ability to obtain regulatory approval for, and ultimately commercialize, Neurogene's product candidates; Neurogene's limited experience in designing and conducting clinical trials; the ability to identify and pivot to other programs, product candidates, or indications that may be more profitable or successful than Neurogene's current product candidates; expectations regarding the market and potential for Neurogene's current product candidates; expectations regarding the potential tolerability, safety or efficacy for Neurogene's current product candidates; the ability to attract, hire, and retain skilled executive officers and employees; reliance on third parties, contract manufacturers, and contract research organizations; the ability of Neurogene to protect its intellectual property and proprietary technologies; risks related to Neurogene's ability to correctly estimate its respective operating expenses, including its projected cash runway; and legislative, regulatory, political and economic developments and general market conditions.

The foregoing review of important factors that could cause actual events to differ from expectations should not be construed as exhaustive and should be read in conjunction with statements that are included herein and elsewhere, including the risk factors included in the Company's most recent Annual Report on Form 10-K and Quarterly Reports on Form 10-Q filed with the Securities and Exchange Commission (SEC), as well as risk factors associated with companies, such as Neurogene, that operate in the biopharma industry. These forward-looking statements involve a number of risks, uncertainties (some of which are beyond Neurogene's control) or other assumptions that may cause actual results or performance to be materially different from those expressed or implied by these forward-looking statements. Nothing in this communication should be regarded as a representation by any person that the forward-looking statements set forth herein will be achieved or that the contemplated results of any such forward-looking statements will be achieved. Forward-looking statements in this communication speak only as of the day they are made and are qualified in their entirety by reference to the cautionary statements herein. Except as required by applicable law, Neurogene undertakes no obligation to revise or update any forward-looking statement, or to make any other forward-looking statements, whether as a result of new information, future events or otherwise.

Industry and Market Data

Certain information contained in this Presentation relates to or is based on studies, publications, surveys and Neurogene's own internal estimates and research. In this Presentation, Neurogene relies on, and refers to, publicly available information and statistics regarding market participants in the sector in which Neurogene competes and other industry data. Any comparison of Neurogene to any other entity assumes the reliability of the information available to Neurogene. Neurogene obtained this information and statistics from third-party sources, including reports by market research firms and company filings. In addition, all of the market data included in this Presentation involve a number of assumptions and limitations, and there can be no guarantee as to the accuracy or reliability of such assumptions. Finally, while Neurogene believes its internal research is reliable, such research has not been verified by any independent source and Neurogene has not independently verified the information.

Trademarks

This Presentation may contain trademarks, service marks, trade names and copyrights of other companies, which are the property of their respective owners. Solely for convenience, some of the trademarks, service marks, trade names and copyrights referred to in this Presentation may be listed without the TM, SM © or ® symbols, but Neurogene will assert, to the fullest extent under applicable law, the rights of the applicable owners, if any, to these trademarks, service marks, trade names and copyrights.



Neurogene is a Differentiated Clinical-Stage Company Utilizing EXACT™ Technology to Treat Complex Neurological Diseases



Novel EXACT technology designed to overcome key limitations of conventional gene therapy



Pipeline addresses attractive market opportunities, including Rett syndrome




Internal manufacturing provides financial and strategic pipeline flexibility



2H:26 cash runway enables operations beyond clinical inflection points

Neurogene Clinical Stage Pipeline

 Transgene Regulation  CNS + Ocular Delivery

Product Candidate	Indication	IND* Enabling	Phase 1/2	Pivotal	Near-Term Expected Milestones
NGN-401	Reff Syndrome				Interim Data 4Q:24, Additional Data 2H:25
NGN-101	CLN5 Batten Disease				Interim Data and Regulatory Update 1Q:25

*IND = investigational new drug.

Multiple discovery stage assets in development with plans to advance one program into the clinic in 2025



EXACT Developed to Solve the Limitations of Conventional Gene Therapy in Complex Neurological Disorders

Today's Gene Therapy is Limited By:

Neurogene's Solutions:



Variable Gene Expression



Novel, modular EXACT gene regulation technology and other regulatory elements designed to optimize transgene expression to maximize the therapeutic window



Safety Limitations



Novel and proprietary EXACT gene regulation technology designed to avoid transgene related toxicity associated with conventional gene therapy



Inefficient Gene Delivery



Select **ICV delivery approach** to maximize **AAV9** distribution to target CNS tissues

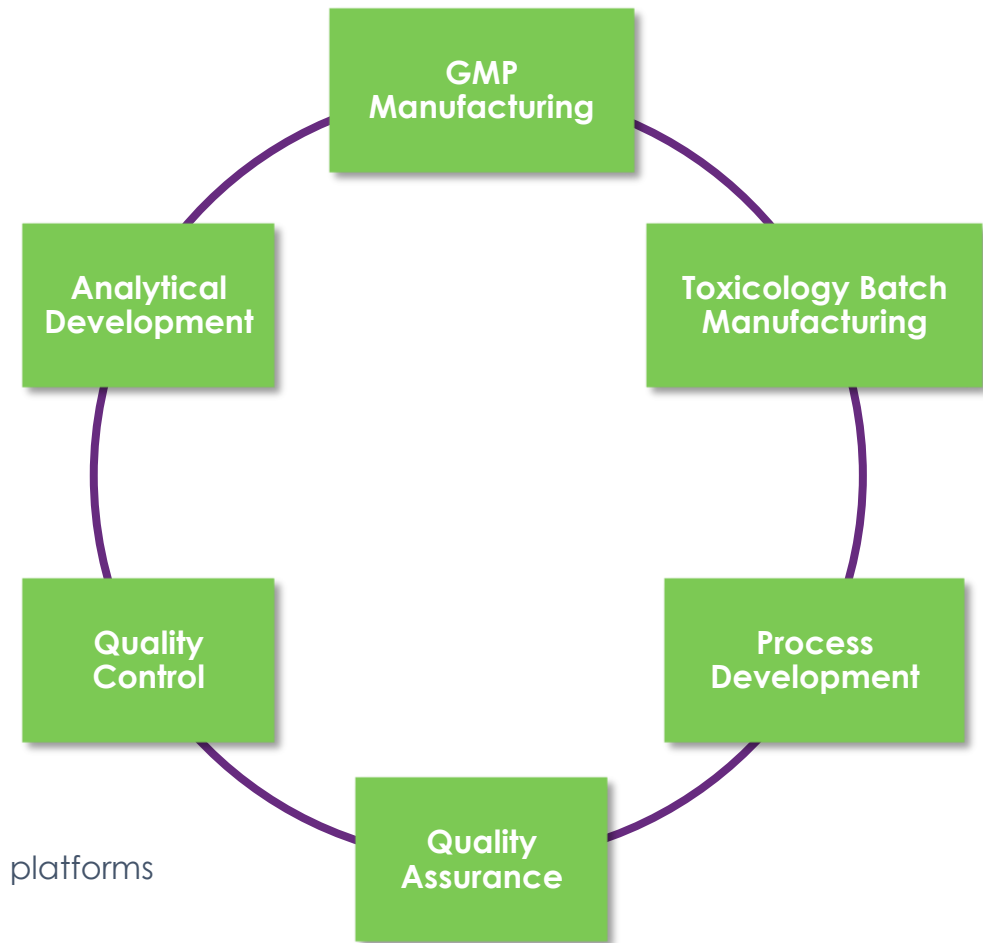


Design products to **maximize potency and purity** for potentially optimized efficacy/safety profile

Wholly Owned and Fully Integrated In-House AAV Manufacturing



- Flexibility to manufacture AAV product at low cost
- Own product quality and development timelines
- Process development expertise supports both HEK293 and Sf9/rBV manufacturing platforms
- Flexibility to rapidly adapt CMC execution to program needs




Current research and clinical-grade manufacturing capabilities are designed for commercial-grade product to avoid potential future comparability challenges

Experienced Leadership Team

Management Team

Rachel McMinn, Ph.D.
Founder and CEO



Christine Mikail, J.D.
President and CFO



Julie Jordan, M.D.
CMO



Stuart Cobb, Ph.D.
CSO



Ricardo Jimenez
SVP, Technical Operations



Effie Albanis, M.D.
SVP, Early Clinical and
Translational Research



Andrew Mulberg, M.D.
SVP, Regulatory Affairs



Arvind Sreedharan
SVP, Business Operations



NGN-401 for Rett Syndrome

Leveraging EXACT transgene regulation technology



Rett Syndrome – Devastating Disorder with High Unmet Need



Genetics

- X-Linked disorder causing mutations in the gene encoding for methyl-CpG binding protein 2 (MeCP2)
- Unknown incidence in boys, but typically lethal by ~3 years of age due to no healthy copy of MeCP2



Compelling Market Opportunity

- U.S. prevalence - ~6,000-9,000 patients
- WW incidence - 1:10,000 females




High Unmet Need

- There are no approved treatments that address root cause of disease
- Significant unmet need remains for new treatment options

Rett Syndrome Treatment Requires Tight Transgene Regulation

Rett Syndrome*




Too little
gene expression drives disease

- ~50% of cells express WT levels of MeCP2
- ~50% are MeCP2 **deficient**



**Balanced
treatment goal**

MeCP2 Duplication Disorder**



Too much
gene expression drives disease

- ~100% cells express 2x MeCP2 levels

- Rett syndrome (RTT) is a severe neurological disorder caused by mosaic mutations in X-linked *MECP2* gene
- Mice modeling RTT recapitulate many neurological phenotypes observed clinically; disease reversibility has been demonstrated in both immature and mature adult animals

NGN-401 is designed to deliver therapeutic levels of MeCP2 to deficient cells while maintaining a non-toxic level in unaffected cells

EXACT Acts As a Genetic Thermostat, Limiting Transgene Expression



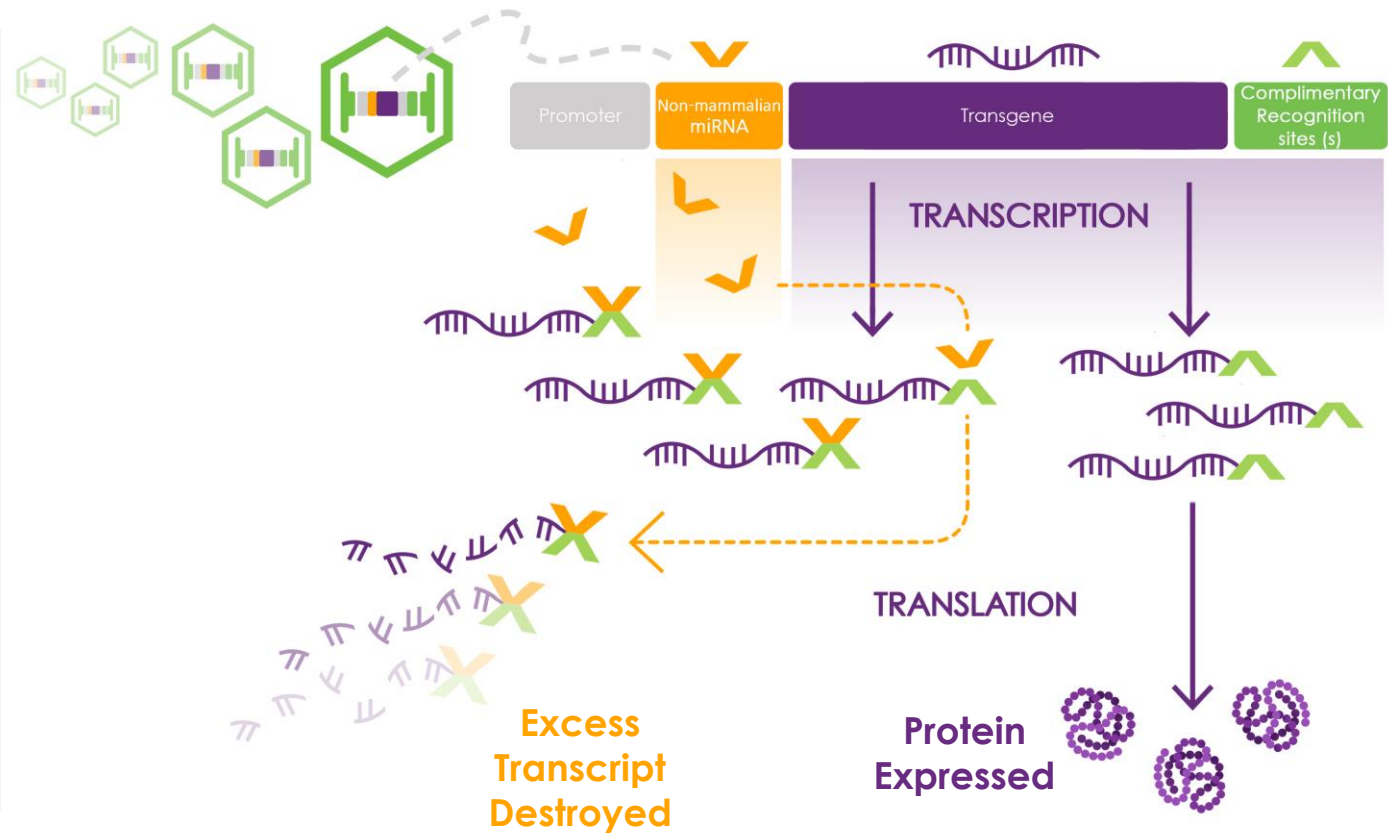
EXACT miRNA controls transgene levels to targeted range



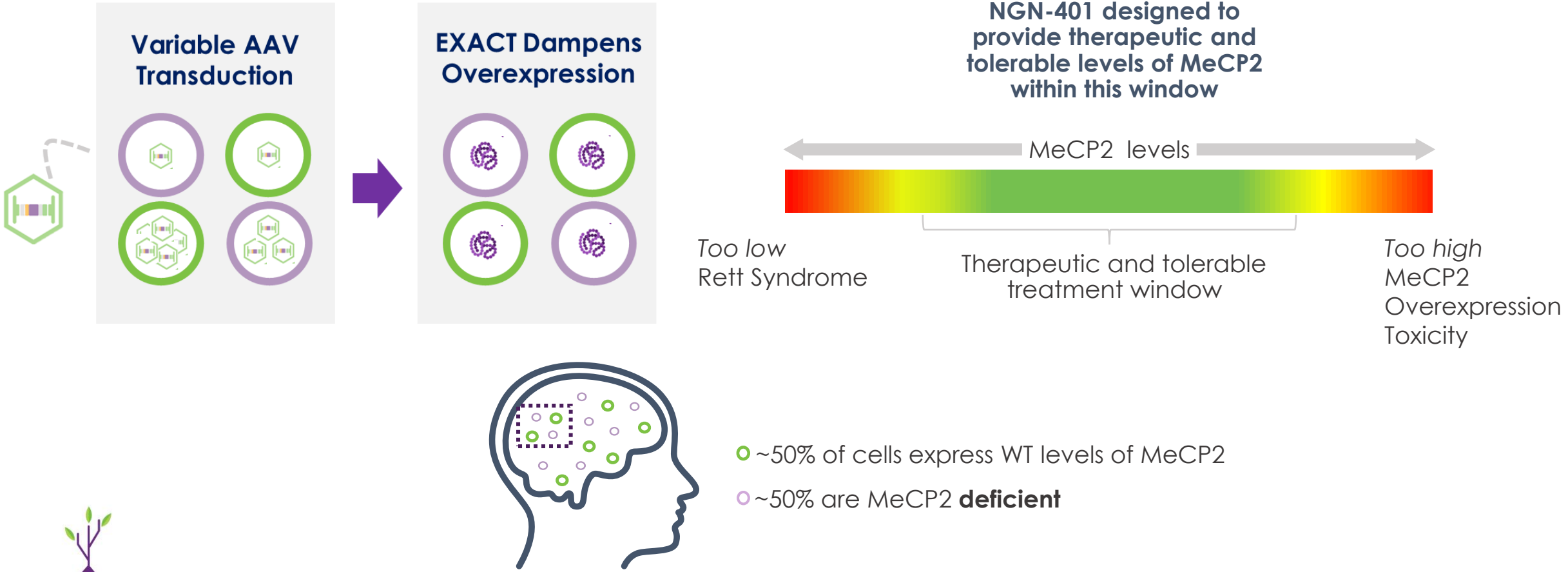
Regulatory elements designed to avoid off-target effects



EXACT is expected to enable gene therapy for Rett syndrome and other complex disorders

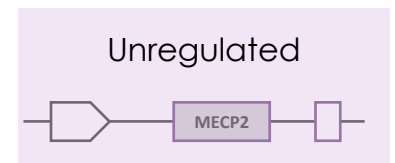
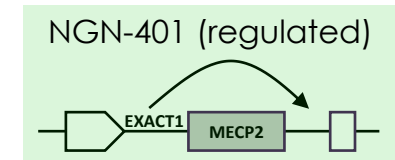
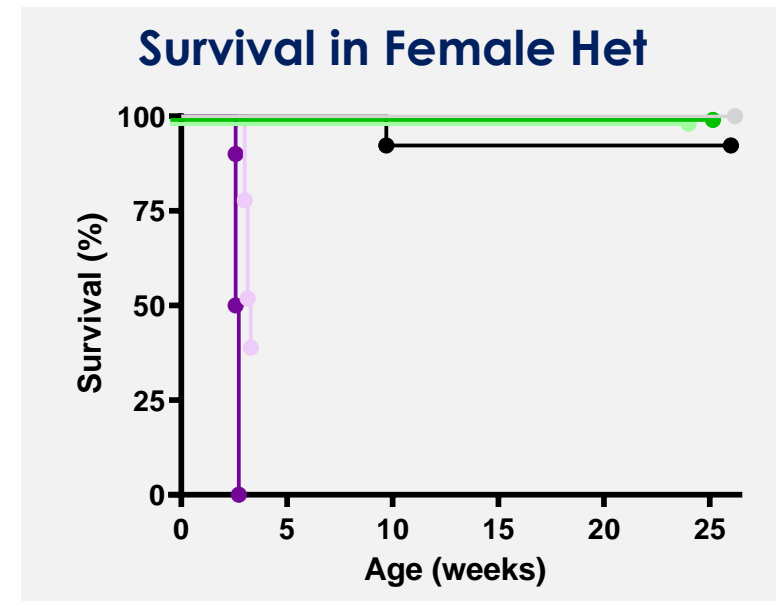
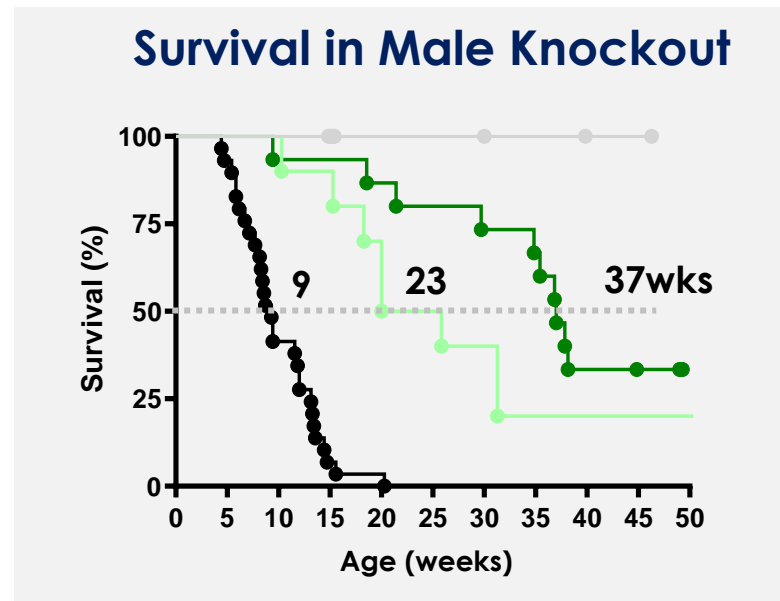


EXACT Designed to Widen Therapeutic Window and Enable Gene Therapy for Rett Syndrome



NGN-401 Demonstrated Efficacy and Safety in *Mecp2* Mouse Models

ICV Delivery of NGN-401 Delivered Targeted MeCP2 Levels

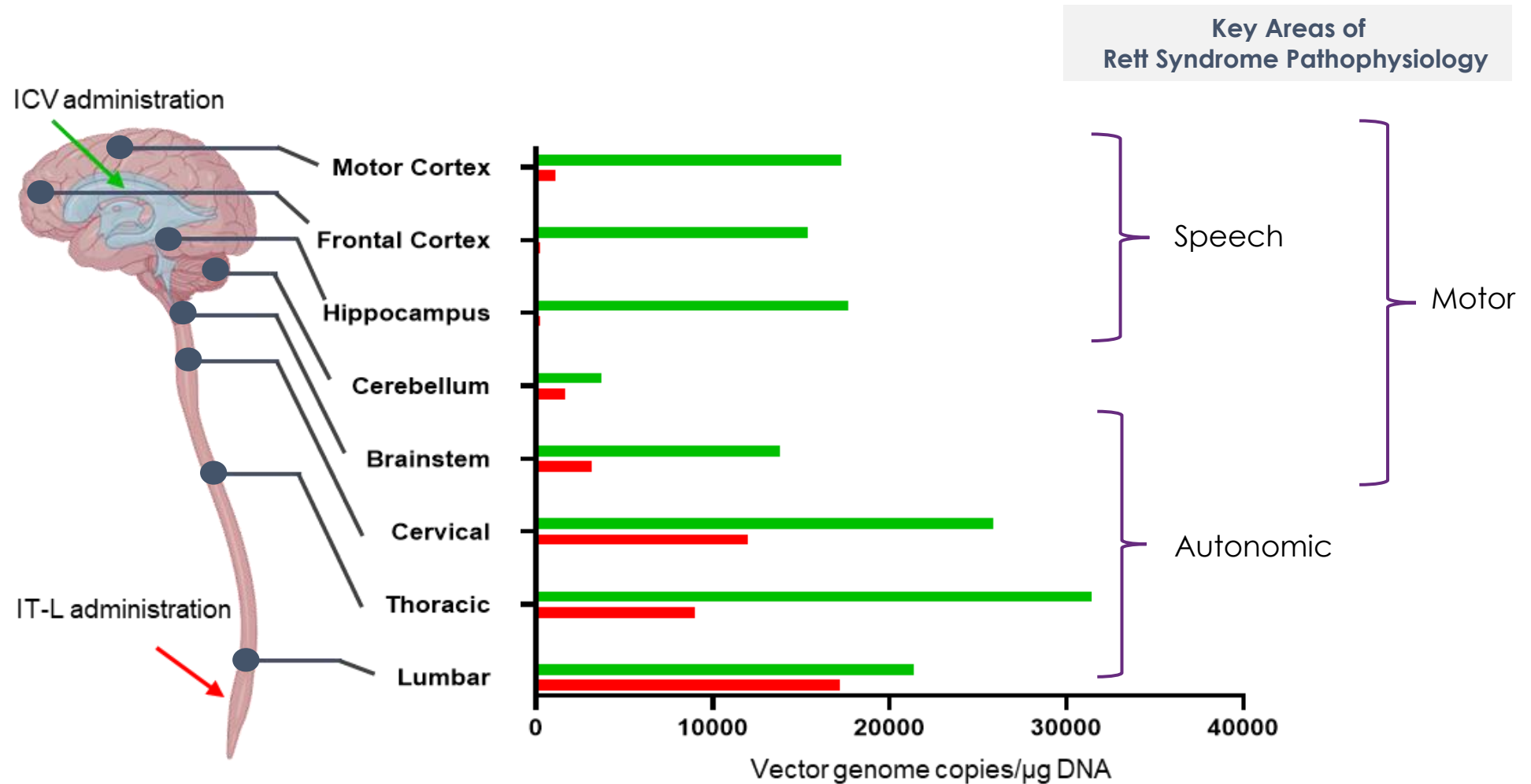


- NGN-401 1e11 vg
- NGN-401 3e11 vg
- Unregulated 1e11 vg
- Unregulated 3e11 vg

- WT + Vehicle
- Male or female + Vehicle



ICV Administration Resulted in Significantly Better Distribution Than IT-L To Key Areas of the Nervous System Underlying Rett Syndrome in NHPs




NGN-401 Preclinical Data Enabled Pediatric Clinical Approach

Promising efficacy, favorable safety profile

DEMONSTRATED CONTROLLED MeCP2 LEVELS

Delivery of full-length *MECP2*

MAXIMIZES THERAPEUTIC POTENTIAL



Robust MeCP2 levels to key brain areas

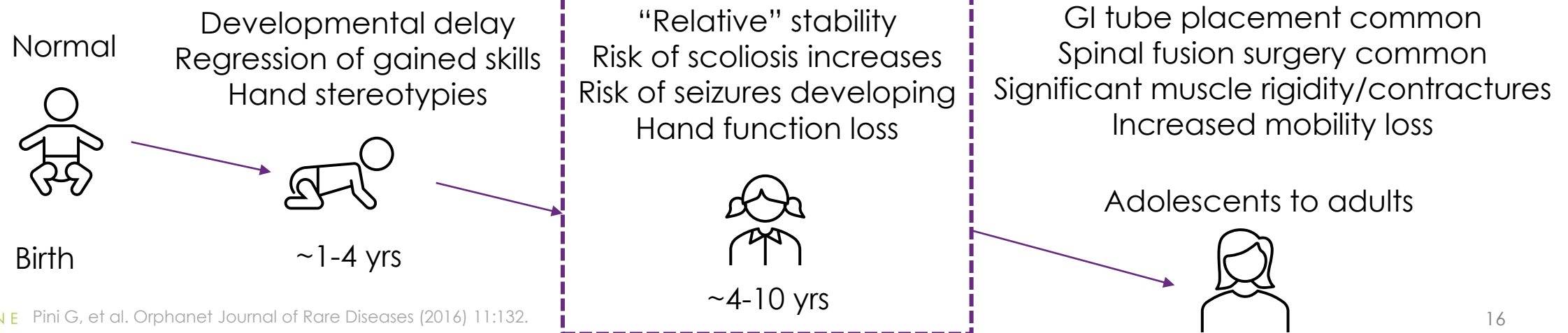
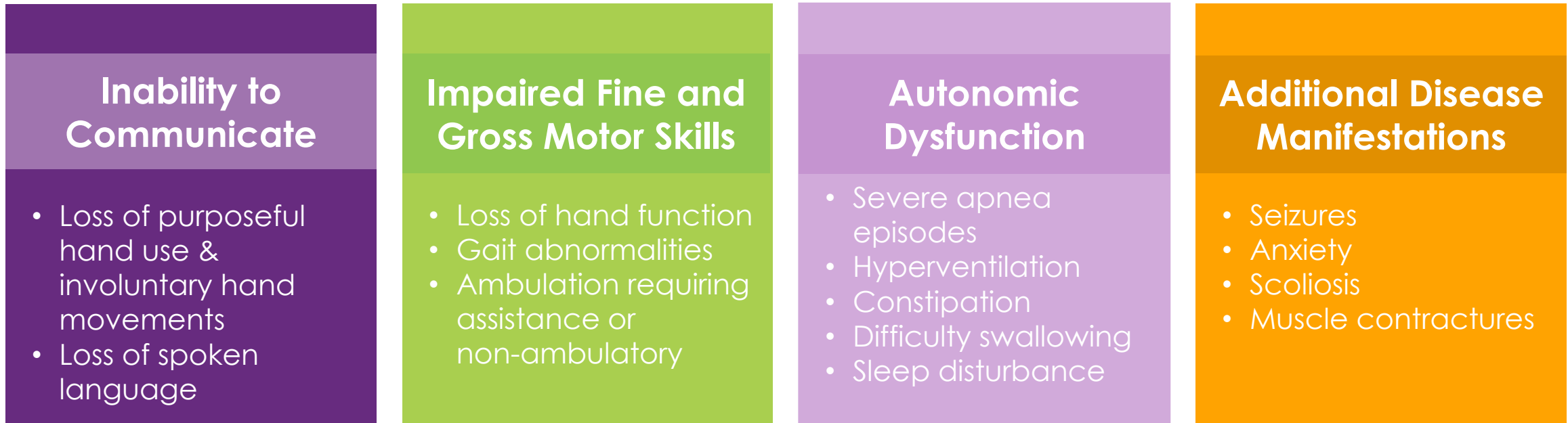
PROVIDES TRANSLATIONAL FOUNDATION
FOR HUMANS

No evidence of off-target or MeCP2 tox

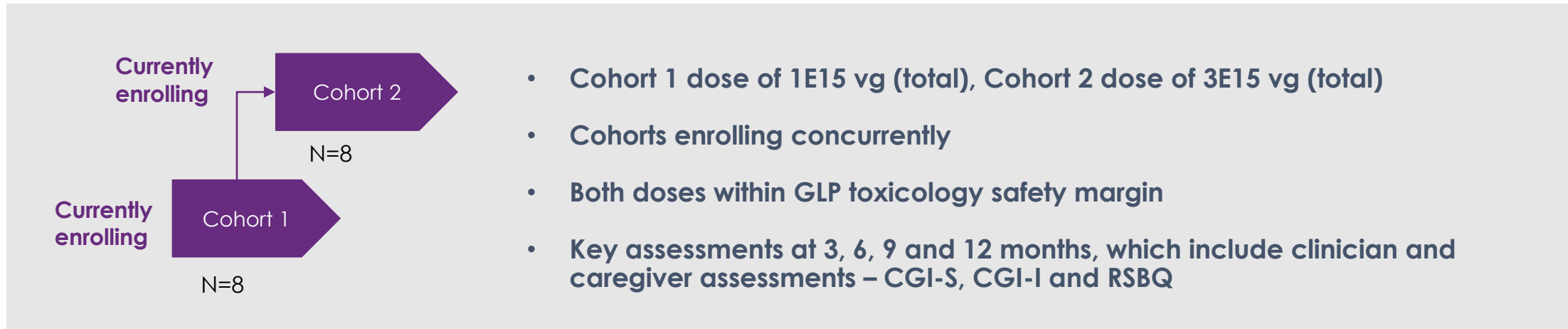
GENERATED COMPREHENSIVE
SAFETY PACKAGE

U.S. FDA, UK MHRA and Australian HREC cleared dosing directly into pediatric patients

Cardinal Clinical Features of Rett Syndrome



Phase 1/2 Trial for NGN-401 Designed to Inform Future Pivotal Clinical Trial



Key Eligibility Criteria

- Female, age ≥ 4 to ≤ 10 years with Classic Rett syndrome
- Clinical diagnosis & genetic confirmation of pathogenic MeCP2 mutation
- Clinical Global Impression-Severity (CGI-S) score of 4-6

Efficacy Assessments of Interest

Autonomic Function	Objective device to monitor breathing
Hand Function	Physician assessment of improvement
Communication	Physician assessment of improvement
Gross Motor Function	Physician assessment of improvement



NGN-401 Study Inclusion Criteria is Driven by Severity of Rett Syndrome Domains Under CGI-S

Limited impairment

Modest impairment

Eligible for Phase 1/2 clinical trial

Clinical domains	CGI-S=1	CGI-S=2	CGI-S=3	CGI-S=4	CGI-S=5	CGI-S=6	CGI-S=7
Language/ Communication	Normal	May have unusual features (eg echolalia, reading disability)	Phrases-sentences. May have conversations or echolalia	<5 words Babbles Makes choices 25%-50%	No words Babbles Makes choices ≤25%	Vocalizations Occasionally screams Rarely or makes no choices	No words No vocalizations Screams No choices
Ambulation	No impairment	Normal, may have slight evidence of dystonia/ ataxia/ dyspraxia	Walks, able to use stairs/run May ride tricycle or climb	Walks independently Unable to use stairs or run	Walks with assistance	Stands with support or independently May walk with support Sits independently or with support	Cannot sit Doesn't stand or walk
Hand use	Normal, no impairment	Normal, may have slight fine motor issue	Bilateral pincer grasp. May use pen to write but has fine motor issues like tremor	Reaches for objects, raking grasp or unilateral pincer May use utensils/cup	Reaches No grasps	Rarely-occasionally reaches out No grasp	None
Social (eye contact)	Normal	Occasional eye gaze avoidance	Appropriate eye contact, >30s	Eye contact <20s	Eye contact <10s	Eye contact, inconsistent 5s	None
Autonomic	None	Minimal	No or minimal breathing abnormalities (<5%) warm, pink extremities	Breathing dysrhythmia <50% No cyanosis Cool UE, Pink LE	Breathing dysrhythmia 50% No cyanosis Cold UE, Pink LE	Breathing dysrhythmia 50-100% May have cyanosis Cool UE or LE, may be blue	Breathing dysrhythmia constantly with cyanosis Cold UE and LE, Mottled/blue
Seizures	None	None or controlled	None, with or without meds	Monthly-weekly	Weekly	Weekly-daily	Daily
Attentiveness	Normal	Occasional inattention	Attentive to conversation, follows commands	50-100%	50%	<50%	0%

Low-dose NGN-401 Has Continued to Show a Favorable Safety Profile; High-dose NGN-401 Well-Tolerated

Baseline Characteristics and Safety Data from First Three Participants Dosed in Low-Dose Cohort

	Low-Dose Cohort 1 (1E15 vg)		
	Participant 1	Participant 2	Participant 3
Age at Dosing	7 years old	4 years old	6 years old
Race	Asian	White	White
MECP2 mutation	Mild	Severe	Severe
Time post-NGN-401 administration	~11 months	~8 months	~5 months

- All treatment-emergent adverse events (TEAEs) related to NGN-401 have been **mild/Grade 1** and transient or resolving, and most AEs are known potential risks of AAV
- There have been **no treatment-emergent or ICV procedure-related serious AEs (SAEs) to date**
- **No signs or symptoms indicative of MeCP2 overexpression toxicity** have been reported in any participant, including Patient 1 who has a mild variant predicted to result in residual MeCP2 expression¹

**First high-dose participant dosed in May;
High-dose NGN-401 has been well-tolerated with an early favorable safety profile²**



¹Data cut-off date for first three low-dose participants: May 31, 2024

Low-dose data presented at IRSF ASCEND 2024

²High-dose safety profile reported June 2024

NGN-401 Chosen for FDA START Program and RMAT Designation, Synergistic Initiatives Intended to More Rapidly Advance Development

Support for clinical Trials Advancing Rare disease Therapeutics (START) Pilot Program

- Selection criteria included **potential for clinical benefit** and clinical development and CMC program readiness
- Provides enhanced communications with FDA staff to **accelerate program development** and generate high quality and reliable data to **support a future marketing application**



Regenerative Medicine Advanced Therapy (RMAT) Designation

- Designation based on **preliminary clinical evidence** that shows NGN-401 potential to address unmet medical needs
- Includes **all benefits of Fast Track and Breakthrough Therapy**, including early and frequent communications with FDA, guidance on efficient drug development, and **eligibility for an Accelerated Approval pathway** and Priority Review

NGN-401 Phase 1/2 Clinical Trial Status Update and Anticipated Milestones

Phase 1/2 Clinical Trial Status and Anticipated Key Milestones

- ✓ First patient dosed 3Q:23, second patient dosed 4Q:23, third patient dosed 1Q:24
- ✓ No treatment-emergent, procedure-related serious adverse events or overexpression toxicity observed to date
- ✓ Expand ongoing Phase 1/2 clinical trial in 1H:24 to enroll a larger cohort of patients
- ✓ Selected for FDA START Pilot Program, which is designed to accelerate development
- ✓ Initiated dosing of Cohort 2 in 2Q:24
- ✓ Received RMAT designation
- ❑ Complete dosing of Cohort 1 in 2H:24
- ❑ Interim Phase 1/2 clinical data 4Q:24
- ❑ Additional Phase 1/2 clinical data from expanded low dose and high dose cohorts in 2H:25

NGN-101 for CLN5 Batten Disease

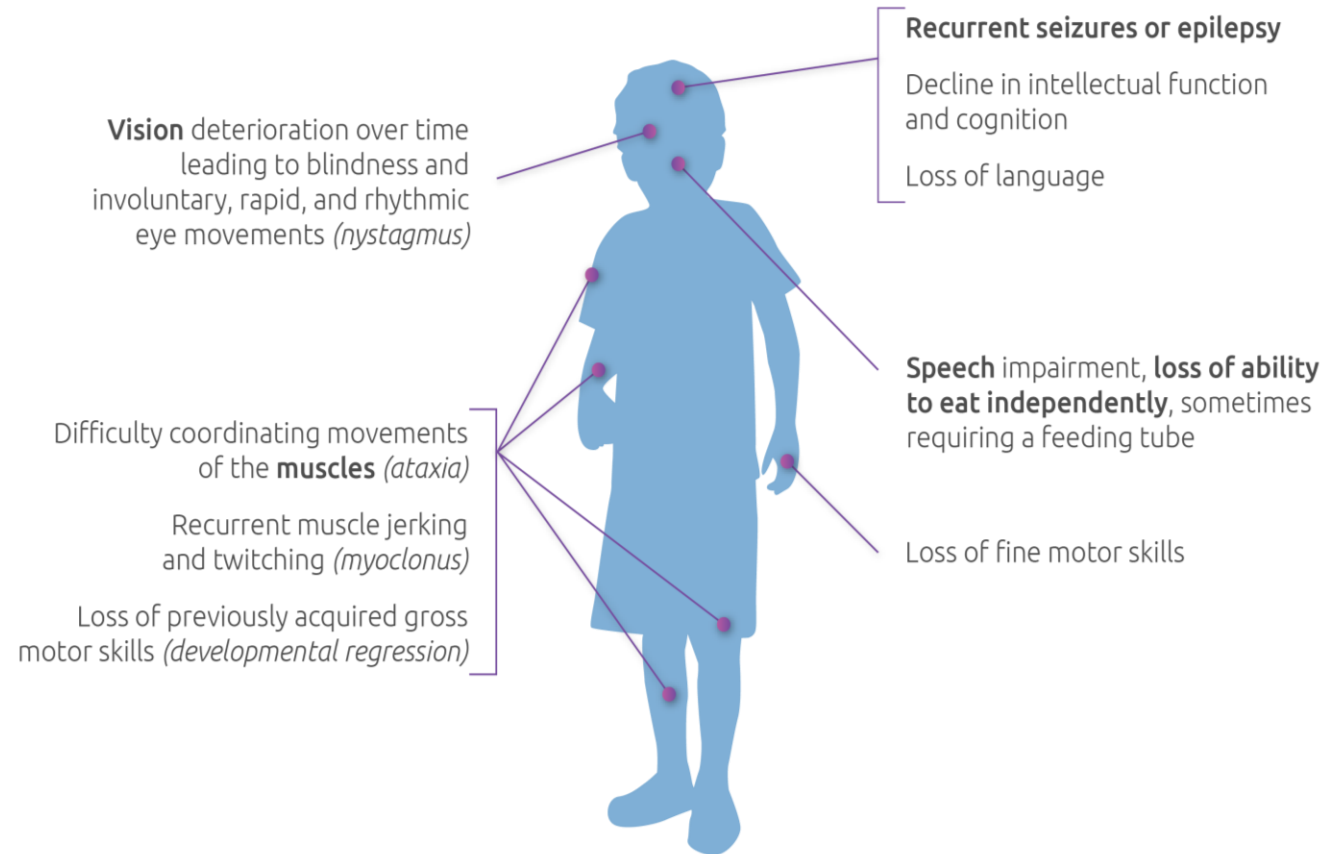
Treating both CNS and vision through dual route of administration



CLN5 Batten Disease - Fatal, Neurodegenerative Disease With No Disease-Specific Treatment Options

CLN5 Batten disease has no available treatment options

Brineura, approved globally for a similar indication, CLN2, has transformed clinical outcomes in Batten disease



NGN-101 Dual Delivery Supported by Compelling Preclinical Data

Dual route of administration

First clinical gene therapy study targeting both neurodegeneration and vision loss



NGN-101 product design

AAV9 capsid

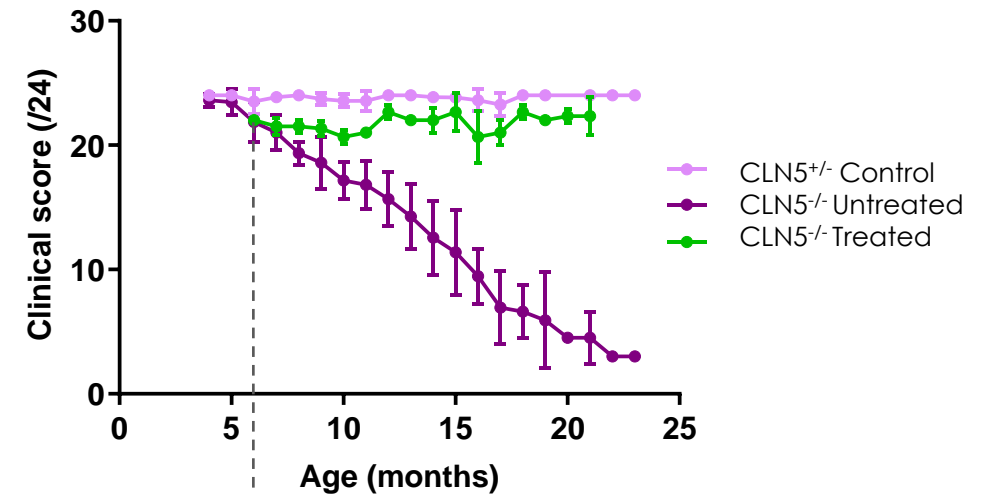


Promoter

Full length Human CLN5

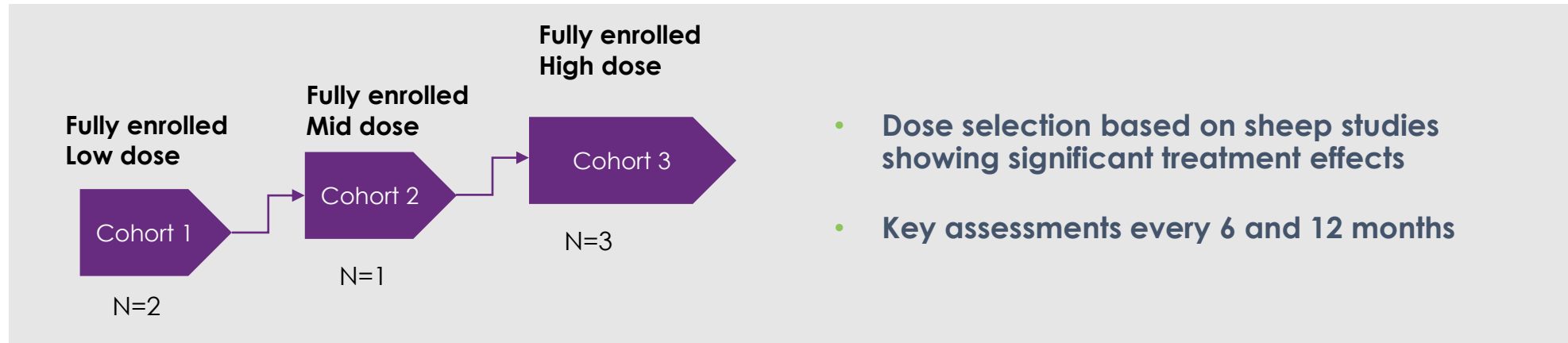
NGN-101 dosing (ICV+IVT) in CLN5 knockout sheep

Combination dosing leads to halting of disease progression



NGN-101 dosing

Clinical Study Design For NGN-101 Addresses Vision and CNS



Key Eligibility Criteria

- Age ≥ 3 to ≤ 9 years
- Genetic diagnosis of CLN5
- Onset of disease ≤ 5 years of age
- Score of ≥ 1 on the Hamburg motor domain at minimum, the equivalent of 20/200 visual acuity or better at the time of screening

Efficacy Endpoints/Markers of Interest

Neurofilament Light Chain (NfL)	Samples have been collected in sheep and human; Elevated NfL in untreated batten patients has been observed and reductions could provide evidence of benefit
Visual Acuity	Stability in treated eye vs. worsening in untreated eye could provide evidence of clinical benefit
Hamburg Motor Scale	Scale has been used previously to support BMRN's ERT Brineura [®] for CLN2 disease

NGN-101 — Defining a Registration Path

FDA meeting focused on finalizing CMC plans completed 4Q:23



Potency Assay

FDA accepted proposed potency assay strategy, a first milestone in determining continuation of the program



Improved Manufacturing Process

FDA alignment on proposed comparability strategy for using Neurogene-made material with substantially improved profile to Phase 1/2 drug product

Plan to request FDA meeting to align on clinical requirements for streamlined registration



Completed enrollment in study



Continue collection of clinical trial data on vision and motor for analysis



Ongoing natural history data analysis

Alignment with FDA on streamlined registration pathway required to move program forward

Key Anticipated Milestone Events



Key Upcoming Anticipated Milestones and Pipeline Developments

RetT syndrome (NGN-401)

- ✓ Expand ongoing Phase 1/2 clinical trial in 1H:24 to enroll a larger cohort of patients
- Interim Phase 1/2 clinical data 4Q:24
- Additional Phase 1/2 clinical data from expanded low dose and high dose cohorts in 2H:25

CLN5 Batten disease (NGN-101)

- Interim Phase 1/2 clinical data and regulatory update in 1Q:25 regarding potential for a streamlined registration pathway

Early-stage discovery

- Advance one program into the clinic (2025)

Approximately \$154 million cash on hand as of June 30, 2024, expected to fund operations into 2H:26

Why Neurogene?



Unlocking multi-billion dollar neurological disease markets



Proprietary capabilities and technology enable addressing complex diseases



Strategy focused on efficiency and maximizing probability of success



Leadership team with deep operational, technological and clinical experience

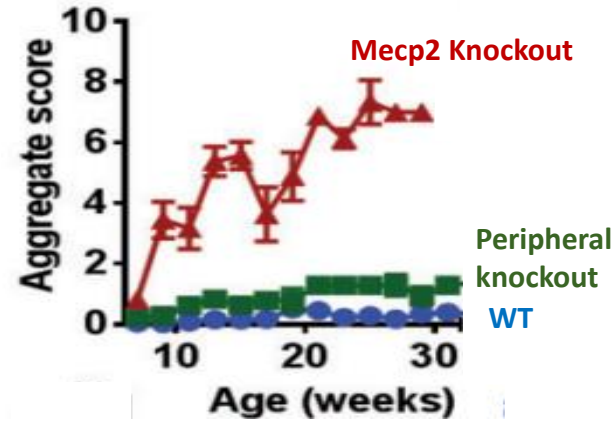
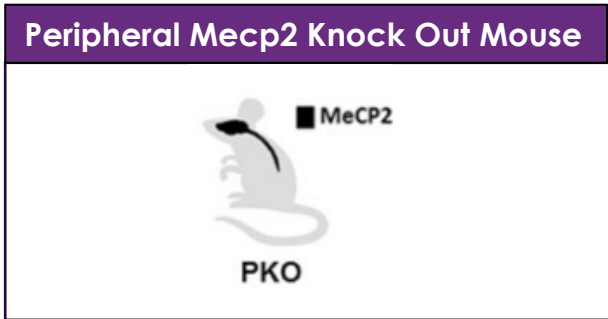


Strong balance sheet and fiscally disciplined approach

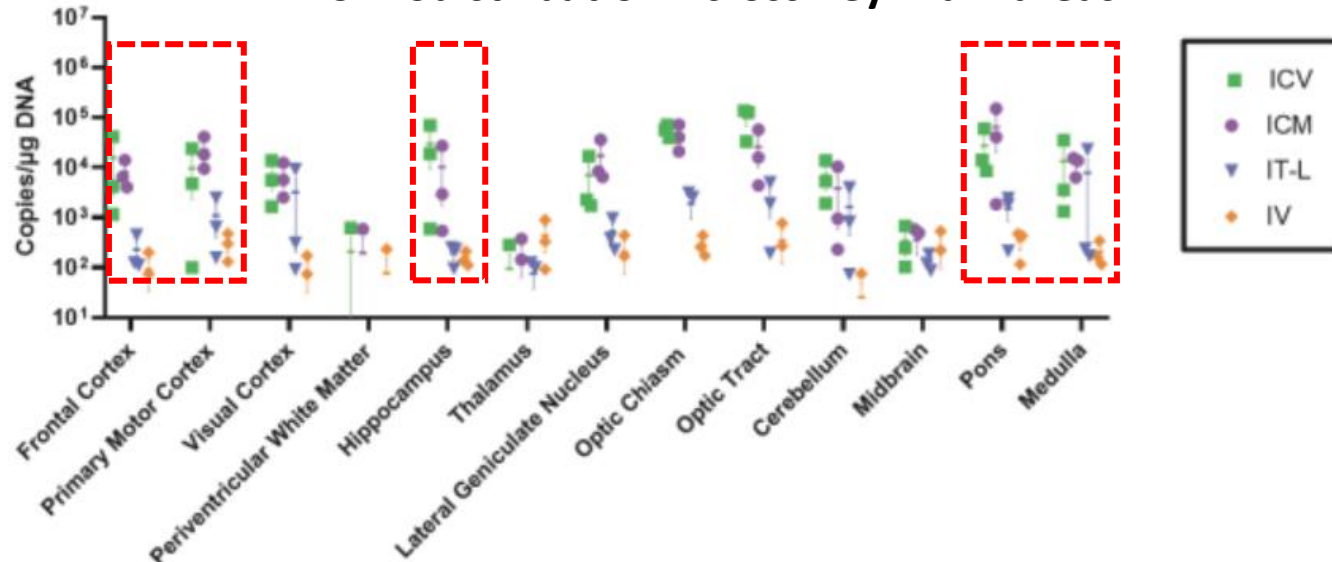
Appendix



Rett Syndrome Primarily Results from Loss of *MECP2* Function in the Brain, Making the Brain the Key Target Area for Gene Therapy



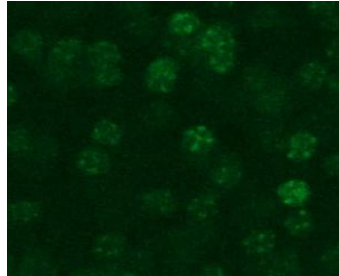
NHP AAV9 Biodistribution Across Key Brain areas



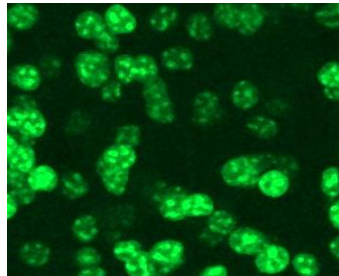
- Limiting expression of MeCP2 to only the brain/spinal cord results in a near normal mouse
- NHP biodistribution study shows 10-100x greater distribution for ICV/ICM compared to IT-L
- Delivery of NGN-401 via ICV chosen to maximize *MECP2* expression in the brain

EXACT Delivers Consistent Levels of *MECP2* Expression on Cell-by-Cell Basis

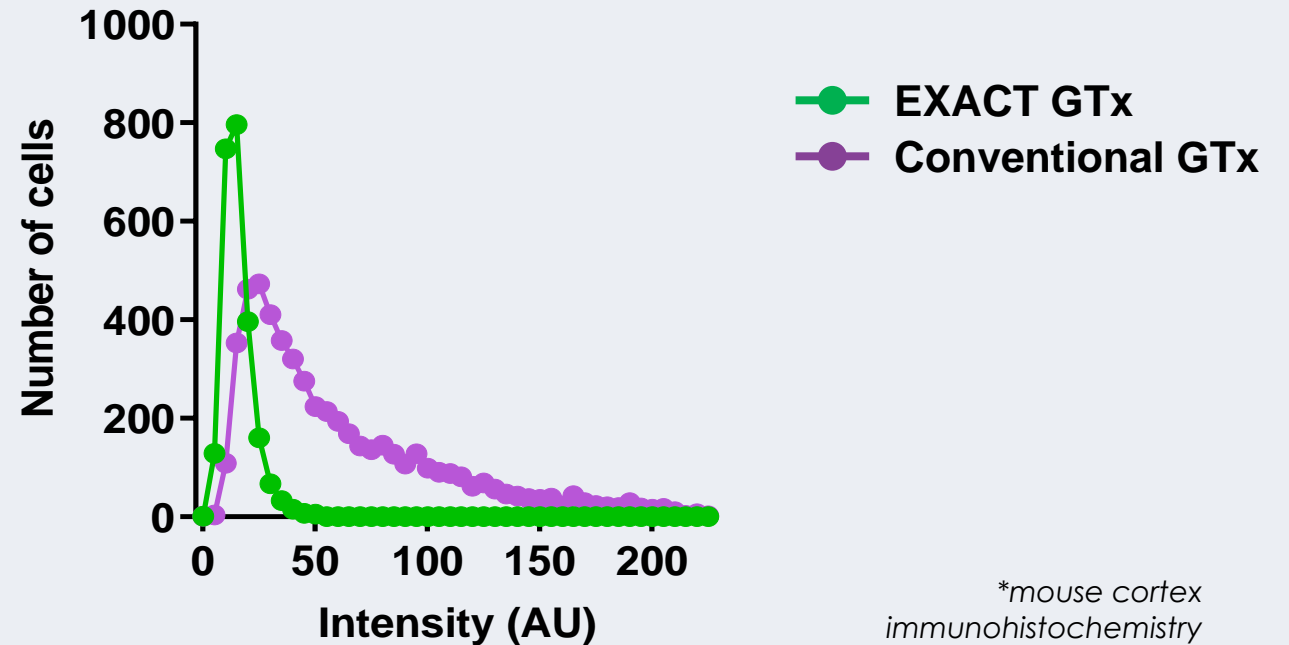
EXACT



Conventional



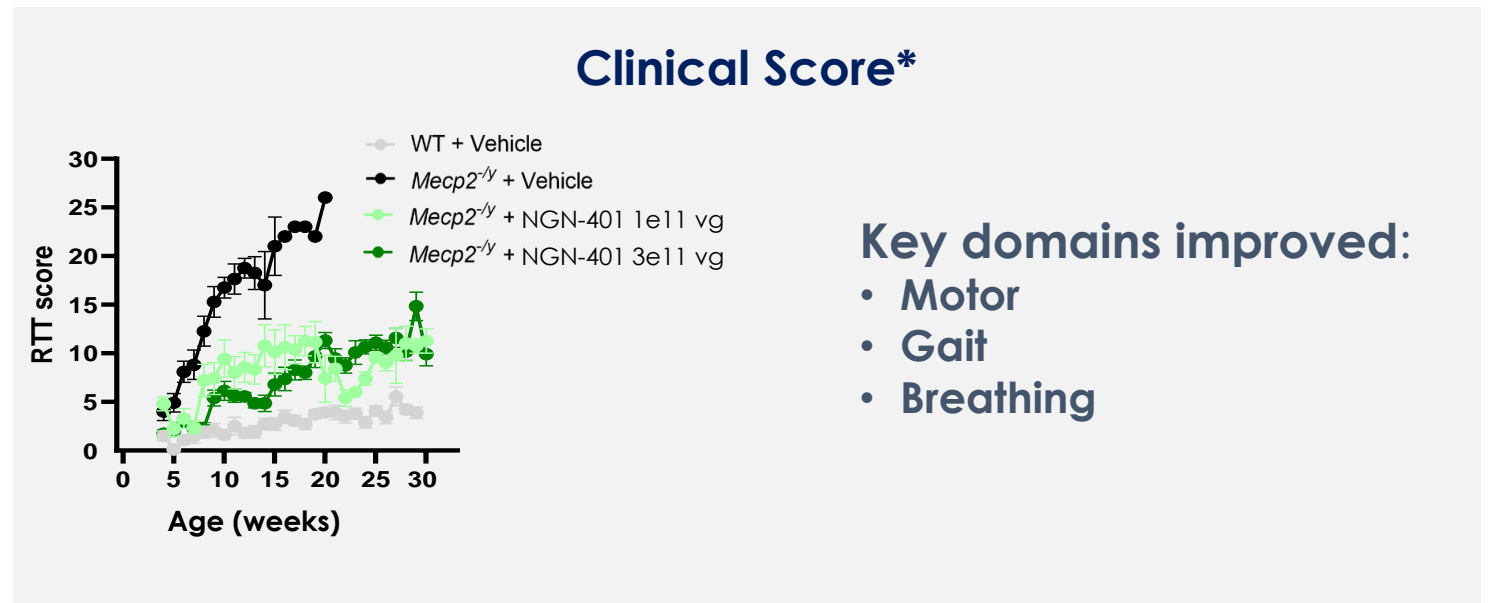
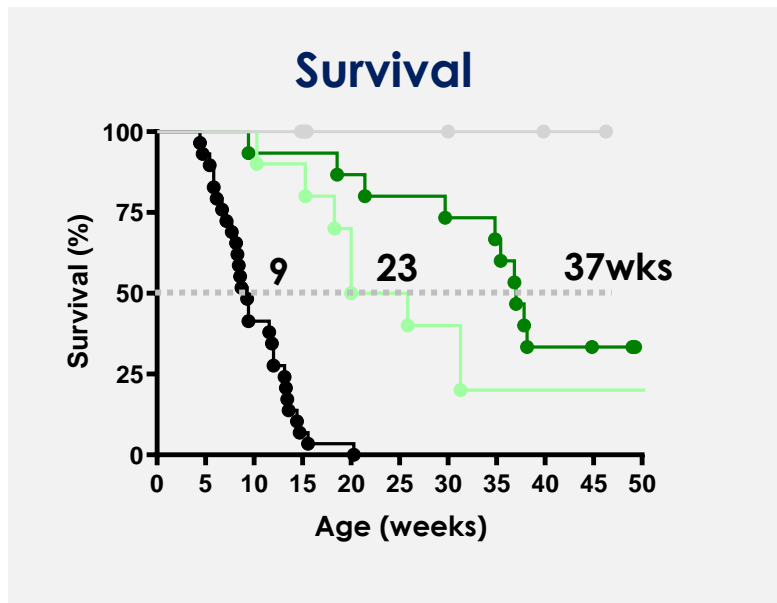
NGN-*MECP2* Achieves Narrow Expression of *MECP2**



*mouse cortex immunohistochemistry

NGN-401 Demonstrates Tight *MECP2* Regulation That Translates to Compelling Outcomes in a Knockout Mouse Model

ICV Delivery of NGN-401 Delivers Targeted *MeCP2* Levels



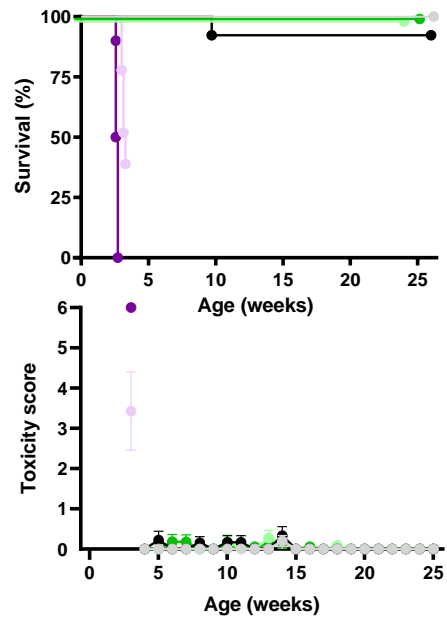
- Key domains improved:**
- Motor
 - Gait
 - Breathing

NGN-401 Via ICV Delivery Well Tolerated in Multiple Studies While Conventional Unregulated Gene Therapy is Toxic

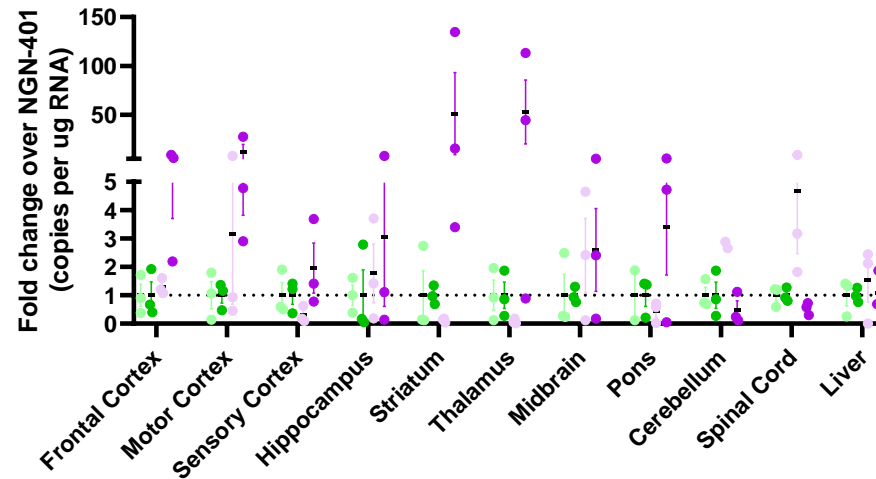
NGN-401 Well Tolerated in Female Mouse Model, Unregulated MeCP2 Highly Toxic

Tight mRNA Levels in NHPs for NGN-401, While Unregulated Has Substantially Greater Variance

NGN-401 Well Tolerated in NHP studies, While Unregulated MeCP2 Demonstrates Early Toxicity

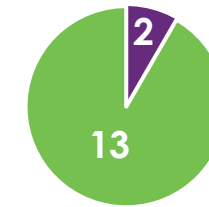


- WT Vehicle (n=20)
- Het Vehicle (n=13)
- NGN-401 1e11 vg (n=11)
- NGN-401 3e11 vg (n=17)
- Unregulated 1e11 vg (n=9)
- Unregulated 3e11 vg (n=10)

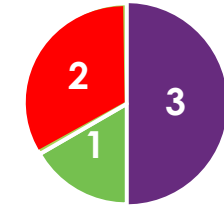


- NGN-401 3.7×10^{13} vg
- NGN-401 1.1×10^{14} vg
- Unregulated 3.7×10^{13} vg
- Unregulated 1.1×10^{14} vg

Regulated*



Unregulated



- NCV unaltered
- NCV reduced >3m/s
- Complete loss of NCV response

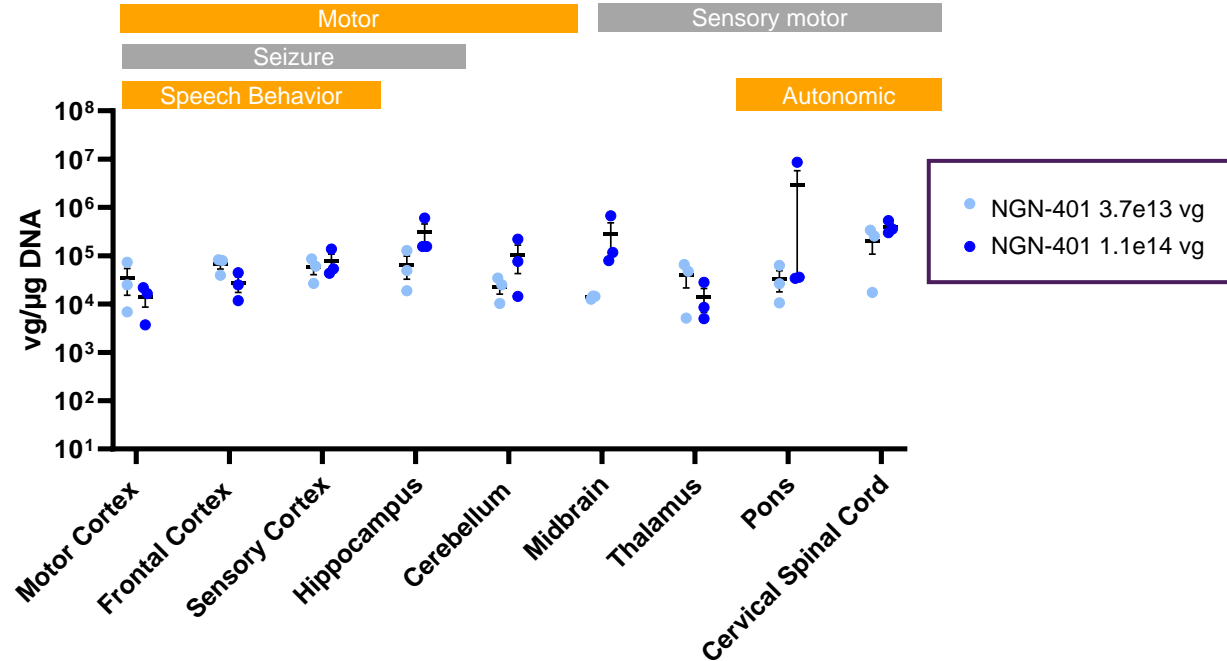


NOTE: toxicity scoring developed to capture phenotypes associated with MeCP2 overexpression including general condition, tremor, loss of limb use.
 *Regulated includes NGN-401 and another EXACT vector; data at 30 days
 NCV=nerve conduction velocity; NHP = non-human primates

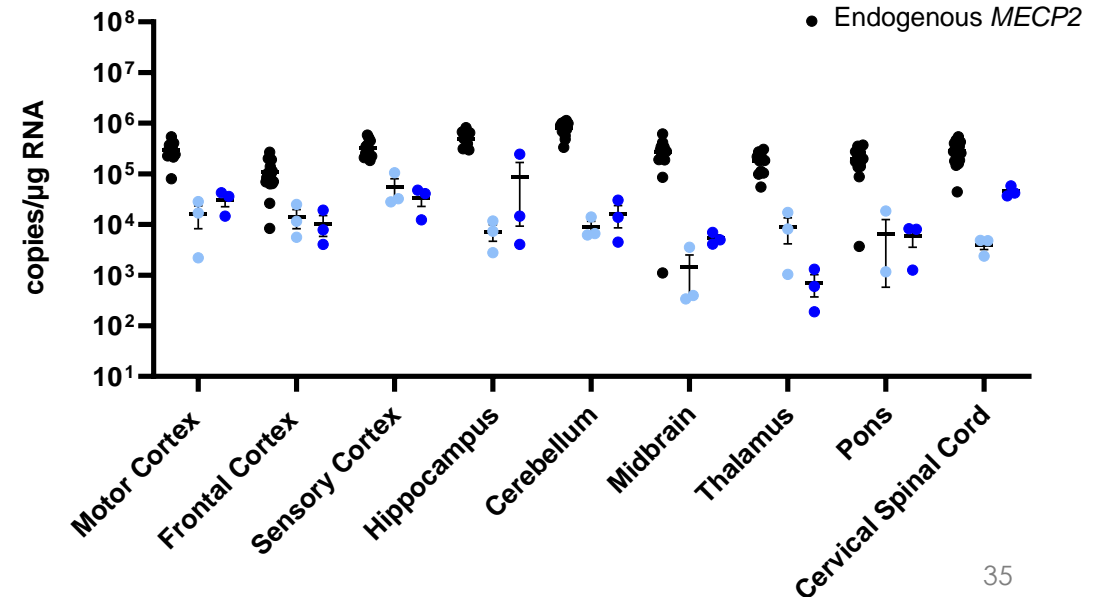
NGN-401 Distribution and Expression Levels in NHPs Support Encouraging Profile for Human Testing

- NGN-401 distributes to key regions underlying RTT pathophysiology in WT non-human primates
- Degree of mRNA expression tracks vector genome biodistribution of AAV9 across key brain regions
- Aggregate transgene expression below levels of endogenous *MECP2* mRNA (100% of cells), avoiding overexpression concerns

Vector Biodistribution with ICV Administration Addresses Key Areas of the Brain Affected in Rett Syndrome



NGN-401 mRNA Expression Levels Below Endogenous

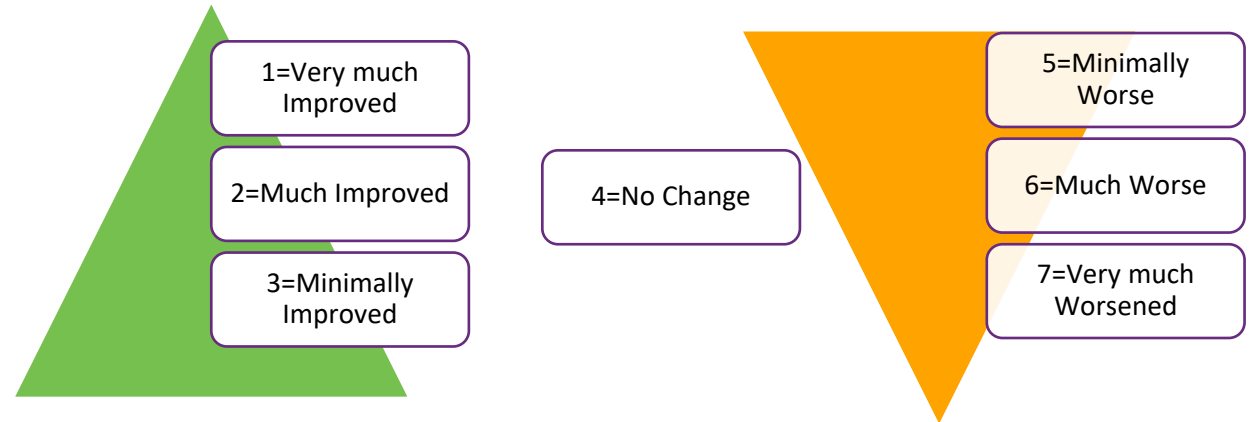


GLP Toxicology in NHPs Support Favorable Safety Profile

- NGN-401 evaluated in GLP NHP toxicology study with 90-day and 180-day cohorts
- No signs or symptoms of MeCP2 overexpression observed
- >4x safety margin relative to NGN-401 clinical starting dose in Phase 1/2
- Overall toxicology profile consistent with typical profile of intra-CSF administered AAV9 product
 - Slight to minimal non-adverse pathology detected in the dorsal root ganglion (DRG) nerves
 - Early and transient liver enzyme elevations observed, which resolved quickly without intervention

Explanation of CGI-I and RSBQ

CGI-I (Clinician Global Impression of Improvement)



RSBQ (Rett Syndrome Behavior Questionnaire)

Score	Definition
0	not true
1	somewhat or sometimes true
2	very true

Domain	Total Possible Points (90)
General mood	16
Breathing problems	10
Hand behaviors	12
Repetitive face movements	8
Body rocking and expressionless face	12
Nighttime behaviors	6
Fear/anxiety	8
Walking/standing	4
Other	14