



MILLENNIUM
CHALLENGE CORPORATION
UNITED STATES OF AMERICA

2025 Country Scorebook



2025 Country Scorebook



MILLENNIUM
CHALLENGE CORPORATION

Reducing Poverty Through Growth

Contents

Introduction to the Millennium Challenge Account.....1

About This Scorebook1

Indicators—What They Measure..... 2

 Ruling Justly..... 3

 Investing in People 4

 Encouraging Economic Freedom..... 5

Reading the Scores—A Reference Guide 6

Country Index

Afghanistan	8
Angola	9
Bangladesh.....	58
Benin.....	10
Bhutan	59
Bolivia.....	60
Burkina Faso.....	11
Burma	12
Burundi	13
Cabo Verde	61
Cambodia.....	14
Cameroon.....	15
Central African Republic.....	16
Chad.....	17
Comoros.....	18
Congo, Dem. Rep.	19
Congo, Rep.	62
Côte d’Ivoire.....	63
Djibouti	64
Egypt, Arab Rep.....	65
Eritrea	20
Eswatini.....	66
Ethiopia	21
Gambia	22
Ghana	67
Guinea	23
Guinea-Bissau	24
Haiti	25

Honduras	68
India	69
Jordan	70
Kenya	26
Kiribati.....	71
Kyrgyz Republic.....	27
Laos	28
Lebanon.....	72
Lesotho.....	29
Liberia.....	30
Madagascar	31
Malawi.....	32
Mali.....	33
Mauritania	34
Micronesia, Fed. Sts.....	73
Morocco	74
Mozambique	35
Nepal.....	36
Nicaragua.....	75
Niger	37
Nigeria.....	38
North Korea	39
Pakistan.....	40
Papua New Guinea	76
Philippines	77
Rwanda.....	41
Samoa	78
São Tomé and Príncipe	79
Senegal.....	42

Sierra Leone	43
Solomon Islands	80
Somalia.....	44
South Sudan	45
Sri Lanka	81
Sudan	46
Syrian Arab Republic.....	47
Tajikistan.....	48
Tanzania.....	49
Timor-Leste.....	50
Togo	51
Tunisia	82
Uganda	52
Uzbekistan	83
Vanuatu	84
Vietnam.....	85
Yemen, Rep.....	53
Zambia	54
Zimbabwe.....	55

Introduction to the Millennium Challenge Account

Established in 2004, the Millennium Challenge Account (MCA) is an innovative foreign assistance program designed to reduce poverty in developing countries through sustainable economic growth. As an independent U.S. Government agency, the Millennium Challenge Corporation (MCC) administers the MCA funds that are provided annually by Congress. MCC is managed by a Chief Executive Officer (CEO) with oversight from a Board of Directors. The Board is composed of five public sector members—the Secretary of State, Secretary of the Treasury, U.S. Trade Representative, Administrator of the U.S. Agency for International Development, and MCC’s CEO—and four private sector members appointed by the President and confirmed by the U.S. Senate. MCC draws its diverse staff from various U.S. Government agencies, the private sector, universities, international development agencies, and non-governmental organizations.

Every year, the MCC Board of Directors meets to select countries as eligible for MCA assistance (see box describing MCC’s assistance programs). Recognizing that development is achieved by a country’s own efforts, policies, and people, MCC’s assistance offers selected countries an opportunity to identify their own priorities for achieving sustainable economic growth and poverty reduction. Once selected as eligible, a country conducts an economic analysis and undertakes the process of developing a proposal for funding in broad consultation with its own citizens. MCC teams work in partnership with eligible countries to refine their compact proposals in order to ensure the programs’ focus on poverty reduction through sustainable economic growth. Proposed compacts also describe how the country plans to manage and implement its MCA program, including how it will ensure financial accountability, transparency, and fair and open procurement, as well as how it will measure results.

About This Scorebook

The Fiscal Year 2025 Country Performance Scorebook is the twenty-second publication of country performance data since the establishment of MCC. The Scorebook presents information on country performance on independent and transparent indicators developed by third-parties that measure countries’ demonstrated commitment to just and democratic governance, investments in the people of a country, and economic freedom. These indicators inform the Board of Directors, MCC staff, Congress, and the Administration of candidate countries’ broad policy framework for encouraging poverty reduction through economic growth. We hope this can also be a tool for citizens, civil society organizations, journalists, the private sector, and governments around the world to monitor performance and advocate for continued policy reform.

This year’s Scorebook includes data on 76 countries (62 candidates and 14 countries that meet the income parameters for candidacy but are statutorily prohibited from receiving assistance), including countries that were selected as eligible in previous years for compact or threshold program assistance. A country is determined to be a candidate for MCA funding if its per capita income falls within predetermined parameters set by Congress and if it is not subject to certain restrictions on U.S. foreign assistance.

For Fiscal Year 2025 (FY25), MCC is continuing to use the historical ceiling for eligibility as set by the World Bank’s International Development Association (IDA) to divide the 76 countries into two income groups for the purpose of comparative analysis on the policy performance indicators. These two income

Compact & Threshold Countries

An MCC compact is a multi-year agreement between MCC and an eligible country to fund specific programs targeted at reducing poverty and stimulating economic growth. MCC has signed 48 compacts with 33 countries worth more than \$15 billion with Armenia, Belize, Benin, Burkina Faso, Cabo Verde, Côte d'Ivoire, El Salvador, Georgia, Ghana, Honduras, Indonesia, Jordan, Kosovo, Lesotho, Liberia, Madagascar, Malawi, Mali, Moldova, Mongolia, Morocco, Mozambique, Namibia, Nepal, Nicaragua, Niger, Philippines, Senegal, Sierra Leone, Tanzania, Timor-Leste, Vanuatu, and Zambia. MCC is currently developing compacts with Cabo Verde, The Gambia, Togo, and Zambia, and concurrent compacts with Côte d'Ivoire and Senegal.

To provide a further incentive for policy reform, Congress also established the threshold program for countries that demonstrate a significant commitment to meeting the eligibility criteria but do not qualify for MCC compact assistance. Threshold assistance helps countries improve their policy environment to help build a strong foundation and to help them qualify for compact assistance. To date, MCC has signed threshold agreements totaling more than \$700 million with the following countries: Albania, Burkina Faso, Guatemala, Guyana, Honduras, Indonesia, Jordan, Kenya, Kiribati, Kosovo, Kyrgyz Republic, Liberia, Malawi, Moldova, Niger, Paraguay, Peru, Philippines, Rwanda, Saõ Tomé and Príncipe, Sierra Leone, Solomon Islands, Tanzania, The Gambia, Timor-Leste, Togo, Uganda, Ukraine, and Zambia. MCC is currently developing a threshold program with Mauritania, Tanzania, and The Gambia.

groups include: 1) countries whose GNI per capita is less than or equal to \$2,165 in FY25 and 2) those countries whose GNI per capita falls between \$2,166 and \$4,515 in FY25.¹

In selecting compact and threshold eligible countries, MCC's Board evaluates: 1) candidate countries' performance on the policy indicators, 2) the opportunity for economic growth and poverty reduction, and 3) the availability of funds. If MCC has worked with a country on a previous threshold program or compact, MCC's Board also takes into consideration performance on the initial program.

To judge performance on the policy indicators, the Board will consider whether a country performs above the median or absolute threshold on at least half of the indicators, above the median on the *Control of Corruption* indicator, and above the absolute threshold on either the *Civil Liberties* or *Political Rights* indicators. Indicators with absolute thresholds in lieu of a median include a) *Inflation*, on which a country's inflation rate must be under a fixed ceiling of 15 percent; b) *Immunization Rates*, on which a country must have immunization coverage above 90% or the median, whichever is lower; c) *Political Rights*, on which countries must score above 17; and d) *Civil Liberties*, on which countries must score above 25. The Board will also take into consideration whether a country performs substantially worse in any category (*Ruling Justly*, *Investing in People*, or *Economic Freedom*) than they do on the overall scorecard. While the indicator methodology is the predominant basis for determining which countries can be considered as eligible for MCA assistance, the Board may also consider supplemental information and take into account factors such as time lags and gaps in the data used to determine indicator scores.

Indicators—What They Measure

The Fiscal Year 2025 Country Performance Scorebook measures countries' performance on the policy criteria mandated in MCC's authorizing legislation. By using information collected from independent

¹ All GNI per capita estimates in this Scorebook are from the World Bank's July 1, 2024 publication entitled "Gross National Income per Capita 2023" and utilize the Atlas method estimates.

third-party sources, MCC's country selection process allows for an objective, comparable analysis across candidate countries. Data sources relied upon to produce this Scorebook are determined by the Board of Directors and are subject to change annually. Candidate countries may regularly consult with the indicator institutions regarding their performance to identify opportunities for reform and to raise questions about the data.

As a rule, MCC relies on indicators that:

- ★ are developed by an independent third party;
- ★ use an analytically-rigorous methodology and objective, high quality data;
- ★ are publicly available;
- ★ have broad country coverage among MCC candidate countries;
- ★ are comparable across countries;
- ★ have a clear theoretical or empirical link to economic growth and poverty reduction;
- ★ are policy-linked, i.e. measure factors that governments can influence; and
- ★ have broad consistency in results from year to year.

The following indicators are measured by MCC in the three categories of *Ruling Justly*, *Investing in People*, and *Encouraging Economic Freedom*.

Ruling Justly

These indicators measure just and democratic governance, including a country's demonstrated commitment to promoting political pluralism, equality, and the rule of law; respecting human and civil rights; protecting private property rights; encouraging transparency and accountability of government; and combating corruption.

- ★ **Civil Liberties** – Independent experts rate countries on: freedom of expression; association and organizational rights; rule of law and human rights; and personal autonomy and economic rights, among other things. *Source: Freedom House*
- ★ **Political Rights** – Independent experts rate countries on the prevalence of free and fair electoral processes; political pluralism and participation of all stakeholders; government accountability and transparency; freedom from domination by the military, foreign powers, totalitarian parties, religious hierarchies and economic oligarchies; and the political rights of minority groups, among other things. *Source: Freedom House*
- ★ **Freedom of Information** – Measures the legal and practical steps taken by a government to enable or allow information to move freely through society; this includes measures of press freedom, national freedom of information laws, and the extent to which a country is shutting down the internet or social media. *Source: Access Now / Centre for Law and Democracy / Reporters Without Borders*

MCC Investments

Countries partnering with MCC undertake an economic analysis and engage in a consultation process with their citizens and the private sector to discuss how they can best use MCC funding to overcome barriers to poverty reduction and stimulate economic growth. Many countries have identified improvements to roads, ports, and railroads as vital to improving access to markets, schools, and health clinics for their people. Other countries have proposed building industrial parks, trade schools, and small business centers, and making improvements to water and sanitation services. For others, land tenure and agriculture projects, micro-lending credit programs, and improvements to irrigation systems are identified as priorities to reduce rural poverty.

- ★ **Government Effectiveness** – An index of surveys and expert assessments that rate countries on: the quality of public service provision; civil servants’ competency and independence from political pressures; and the government’s ability to plan and implement sound policies, among other things. *Source: World Bank/Brookings Institution’s Worldwide Governance Indicators*
- ★ **Rule of Law** – An index of surveys and expert assessments that rate countries on: the extent to which the public has confidence in and abides by the rules of society; the incidence and impact of violent and nonviolent crime; the effectiveness, independence, and predictability of the judiciary; the protection of property rights; and the enforceability of contracts, among other things. *Source: World Bank/Brookings Institution’s Worldwide Governance Indicators*
- ★ **Control of Corruption** – An index of surveys and expert assessments that rate countries on: “grand corruption” in the political arena; the frequency of petty corruption; the effects of corruption on the business environment; and the tendency of elites to engage in “state capture,” among other things. *Source: World Bank/Brookings Institution’s Worldwide Governance Indicators*

Investing in People

These indicators measure investments in the promotion of broad-based primary education, strengthened capacity to provide quality public health, the reduction of child mortality, and the sustainable management of natural resources.

- ★ **Health Expenditures** – Total expenditures on health by government (excluding funding sourced from external donors) at all levels divided by gross domestic product (GDP). *Source: The World Health Organization (WHO)*
- ★ **Immunization Rates** – The average of DPT3 and measles immunization coverage rates for the most recent year available. *Source: WHO and the United Nations Children’s Fund (UNICEF)*
- ★ **Education Expenditures** – Total expenditures on education by government at all levels divided by GDP. *Source: The United Nations Educational, Scientific and Cultural Organization (UNESCO) Institute of Statistics and National Governments*
- ★ **Girls’ Primary Completion Rate** – The number of female students enrolled in the last grade of primary education minus repeaters divided by the population in the relevant age cohort (gross intake ratio in the last grade of primary). Countries with a GNI/capita of \$2,165 or less are assessed on this indicator. *Source: UNESCO Institute of Statistics and National Governments*
- ★ **Girls’ Lower Secondary Education Completion Rate** – The number of female pupils that have completed the last grade of lower secondary education divided by the population within three to five years of the intended age of completion, expressed as a percentage of the total population of females in the same age group. Countries with a GNI/capita between \$2,166 and \$4,515 are assessed on this indicator instead of Girls’ Primary Completion Rates. *Source: UNESCO Institute of Statistics and National Governments*
- ★ **Natural Resource Protection** – Assesses the degree to which a country government is committed to the protection and sustainable management of natural resources. *Source: The Yale Center for Environmental Law and Policy*
- ★ **Child Health** – An index made up of three indicators: access to improved water, access to improved sanitation, and child (ages 1-4) mortality. *Source: The Center for International Earth Science Information Network and the Yale Center for Environmental Law and Policy*

Encouraging Economic Freedom

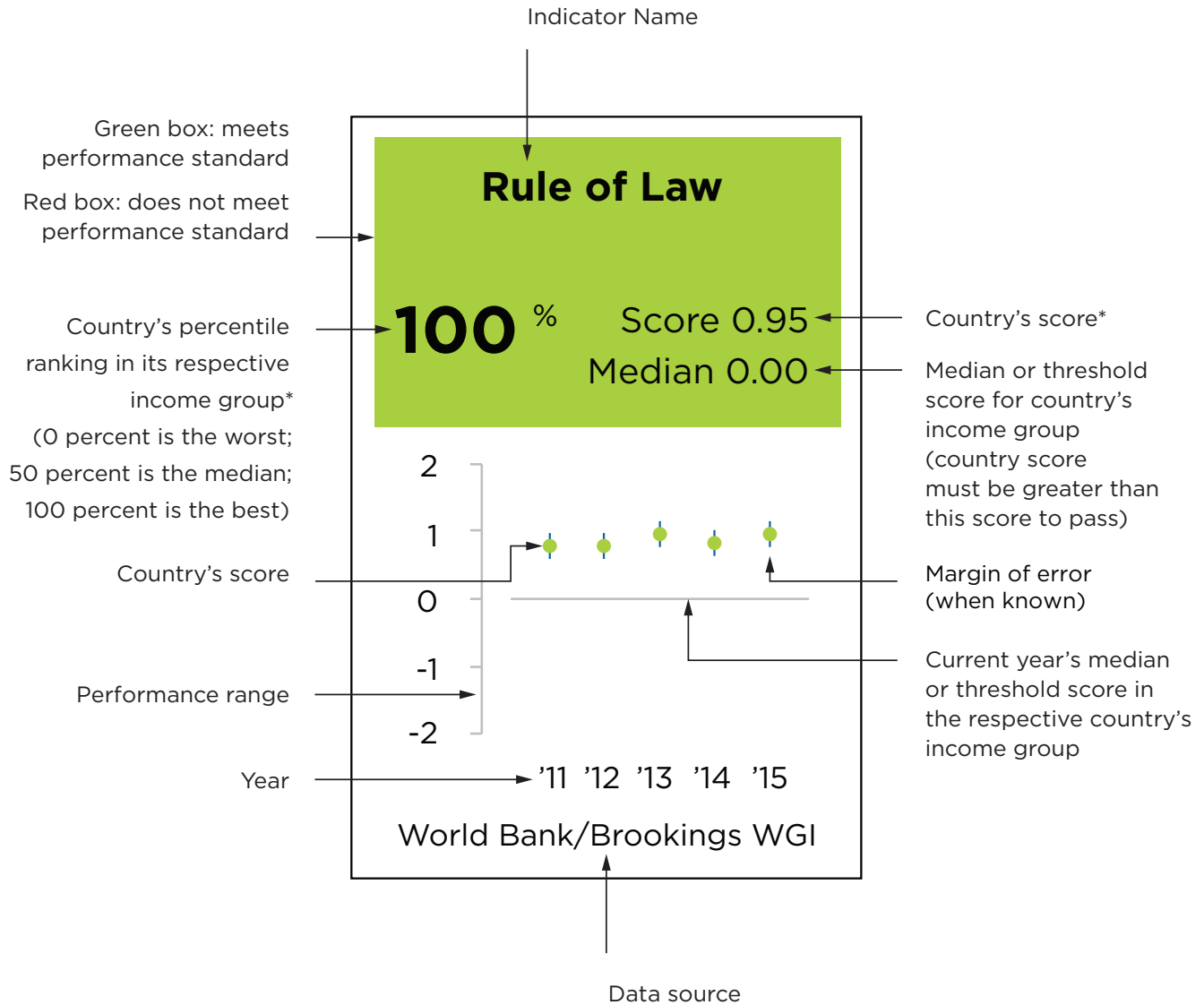
These indicators measure the extent to which a government encourages economic freedom, including a demonstrated commitment to economic policies that: encourage individuals and firms to participate in global trade and international capital markets, promote private sector growth and the sustainable management of natural resources, and strengthen market forces in the economy.

- ★ **Inflation** – The most recent average annual change in consumer prices. *Source: The International Monetary Fund's (IMF) World Economic Outlook Database*
- ★ **Fiscal Policy** – General government net lending/borrowing as a percent of GDP, averaged over a three-year period. Net lending/borrowing is calculated as revenue minus total expenditure. *Source: The IMF's World Economic Outlook Database*
- ★ **Employment Opportunity** – An index that rates countries based on their commitment to protecting worker's rights including laws against employment discrimination, protections for disability rights, the elimination of forced labor and the ability of civil society organizations to start-up and close freely. *Source: Varieties of Democracy Institute and WORLD Policy Analysis Center (UCLA)*
- ★ **Trade Policy** – A measure of a country's openness to international trade based on weighted average tariff rates and non-tariff barriers to trade. *Source: The Heritage Foundation's Index of Economic Freedom*
- ★ **Regulatory Quality** – An index of surveys and expert assessments that rate countries on: the burden of regulations on business; price controls; the government's role in the economy; and foreign investment regulation, among other areas. *Source: World Bank/Brookings Institution's Worldwide Governance Indicators*
- ★ **Land Rights and Access** – An index that rates countries on the extent to which the institutional, legal, and market framework provides secure land tenure and equitable access to land in rural areas and the extent to which men and women have the right to private property in practice and in law. *Source: The International Fund for Agricultural Development and Varieties of Democracy Index*
- ★ **Access to Credit** – An index that ranks countries based on access and use of formal and informal financial services as measured by the number of bank branches and ATMs per 100,000 adults and the share of adults that have an account at a traditional financial institution or money market provider. *Source: Financial Development Index (International Monetary Fund) and Findex (World Bank)*
- ★ **Gender in the Economy** – An index that measures the extent to which laws provide men and women equal capacity to generate income or participate in the economy, including factors such as the capacity to access institutions, get a job, register a business, sign a contract, open a bank account, choose where to live, to travel freely, property rights protections, protections against domestic violence, and child marriage, among others. *Source: Women, Business, and the Law (World Bank) and the WORLD Policy Analysis Center (UCLA)*

Reading the Scores—A Reference Guide

Every year each MCC candidate country receives a scorecard assessing performance in three policy categories: *Ruling Justly*, *Investing in People*, and *Encouraging Economic Freedom*.

For more information regarding the MCC Selection Process and these indicators, please visit MCC's website at www.mcc.gov/selection



Part 1: Scorecards for Countries with GNI/capita \leq \$2,165



MILLENNIUM
CHALLENGE CORPORATION

Reducing Poverty Through Growth

Afghanistan FY25

Population 42,240,000
 GNI/Cap \$360
 Category GNI/Cap ≤ \$2,165

Half Scorecard Passed **X**
 Control of Corruption **X**
 Democratic Rights **X**

Afghanistan

Economic Freedom

Fiscal Policy 82% Score -0.9 Median -4.4 	Inflation -7.7 Rank 100% Score Max 15.0
Regulatory Quality 26% Score -0.34 Median 0.00 	Trade Policy N/A Score N/A Median 64.0
Gender in the Economy 2% Score 30.6 Median 76.7 	Land Rights and Access 13% Score 0.150 Median 0.524
Access to Credit 2% Score 0.029 Median 0.555 	Employment Opportunity 0% Score 0.074 Median 0.463

Ruling Justly

Political Rights 1 Rank 13% Score Min 17 	Civil Liberties 5 Rank 11% Score Min 25 	Control of Corruption 40% Score -0.16 Median 0.00
Government Effectiveness 6% Score -1.08 Median 0.00 	Rule of Law 17% Score -0.65 Median 0.00 	Freedom of Information 9% Score 23.1 Median 52.5

Investing in People

Health Expenditures 19% Score 0.72 Median 1.11 	Education Expenditures N/A Score N/A Median 3.14 	Natural Resource Protection 19% Score 32.7 Median 50.4
Immunization Rates 17% Score 57.5 Median 78.0 	Girls' Pri Edu Completion Rate 50% Score 67.5 Median 67.5 	Child Health 72% Score 73.3 Median 60.5

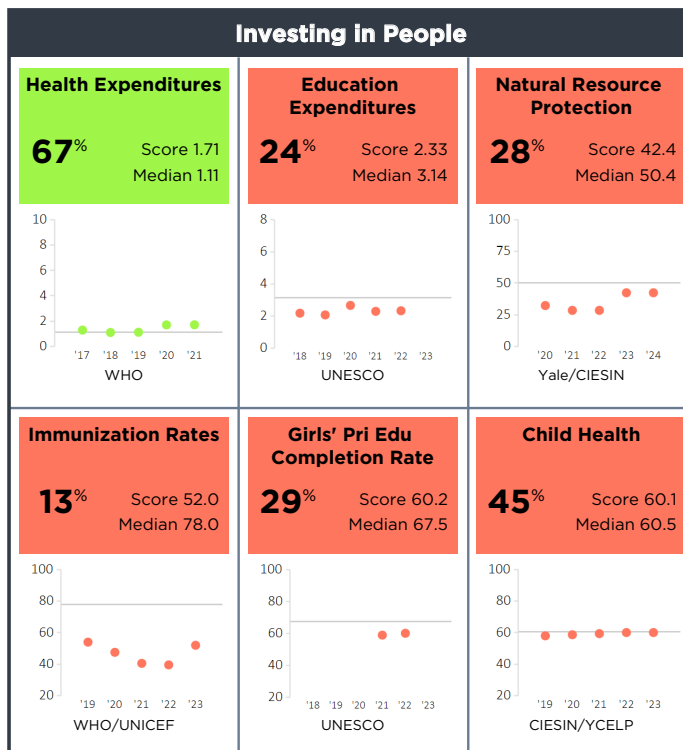
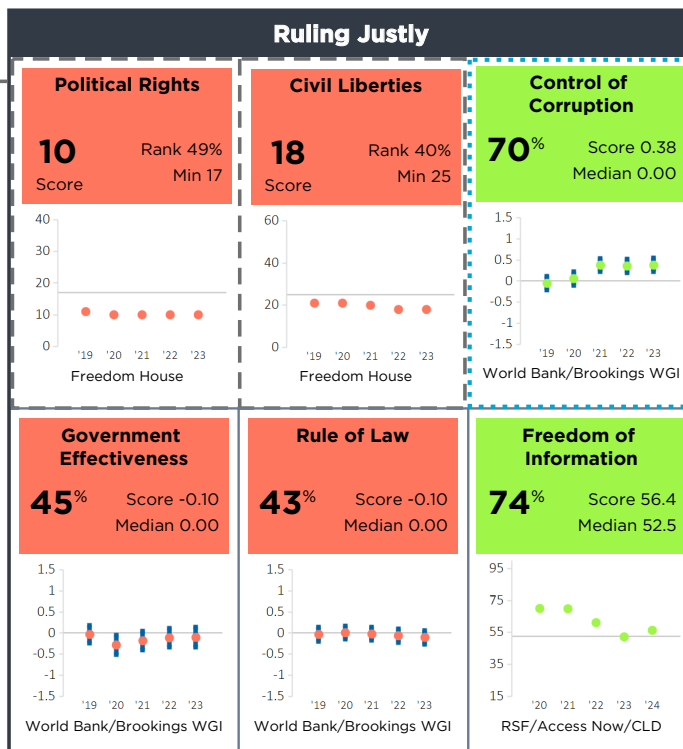
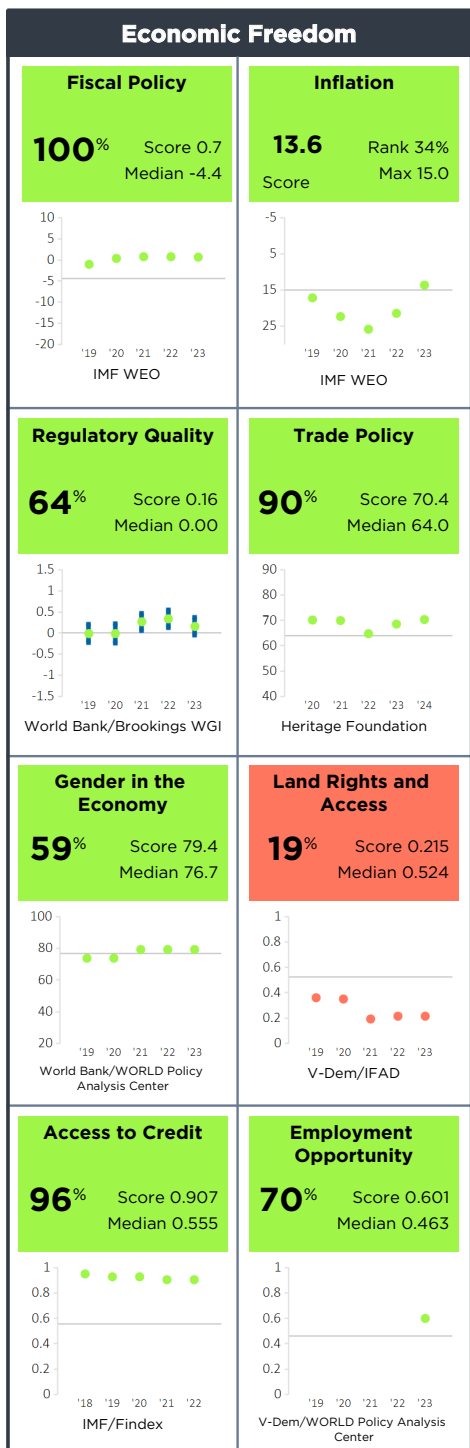
For more information regarding the Millennium Challenge Account Selection Process and these indicators, please consult MCC's website www.mcc.gov/selection

* Indicates the country has a score this year, but the score is outside the range of scores shown on the chart.

Angola FY25

Population 36,684,000
 GNI/Cap \$2,130
 Category GNI/Cap ≤ \$2,165

Half Scorecard Passed ✓
 Control of Corruption ✓
 Democratic Rights ✗



For more information regarding the Millennium Challenge Account Selection Process and these indicators, please consult MCC's website www.mcc.gov/selection

Angola

Benin FY25

Population 13,713,000
 GNI/Cap \$1,440
 Category GNI/Cap ≤ \$2,165

Half Scorecard Passed ✓
 Control of Corruption ✓
 Democratic Rights ✓

Benin

Economic Freedom

Fiscal Policy 32% Score -5.1 Median -4.4 <p>IMF WEO</p>	Inflation 2.8 Rank 89% Score Max 15.0 <p>IMF WEO</p>
Regulatory Quality 98% Score 0.63 Median 0.00 <p>World Bank/Brookings WGI</p>	Trade Policy 43% Score 63.0 Median 64.0 <p>Heritage Foundation</p>
Gender in the Economy 91% Score 85.6 Median 76.7 <p>World Bank/WORLD Policy Analysis Center</p>	Land Rights and Access 94% Score 0.829 Median 0.524 <p>V-Dem/IFAD</p>
Access to Credit 58% Score 0.575 Median 0.555 <p>IMF/Findex</p>	Employment Opportunity 79% Score 0.622 Median 0.463 <p>V-Dem/WORLD Policy Analysis Center</p>

Ruling Justly

Political Rights 19 Rank 74% Score Min 17 <p>Freedom House</p>	Civil Liberties 42 Rank 100% Score Min 25 <p>Freedom House</p>	Control of Corruption 96% Score 0.95 Median 0.00 <p>World Bank/Brookings WGI</p>
Government Effectiveness 96% Score 0.69 Median 0.00 <p>World Bank/Brookings WGI</p>	Rule of Law 81% Score 0.50 Median 0.00 <p>World Bank/Brookings WGI</p>	Freedom of Information 81% Score 60.7 Median 52.5 <p>RSF/Access Now/CLD</p>

Investing in People

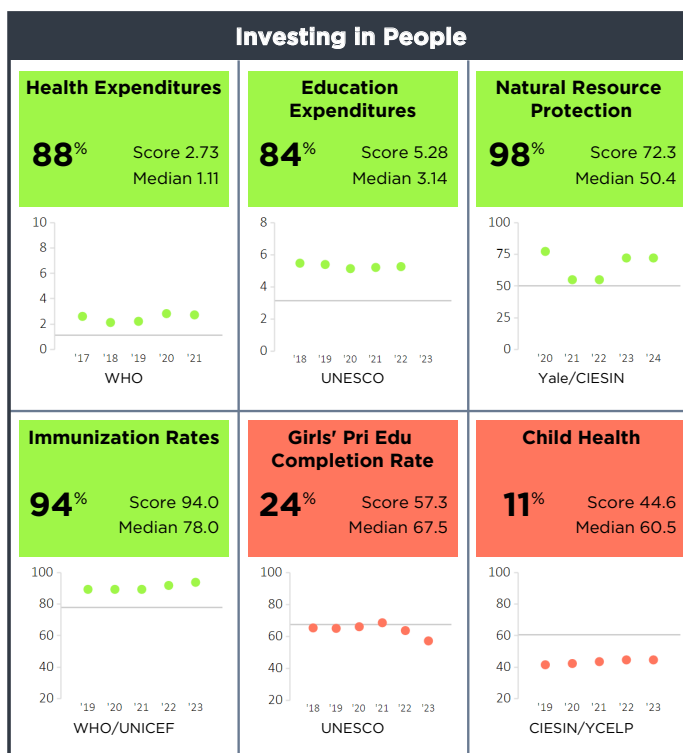
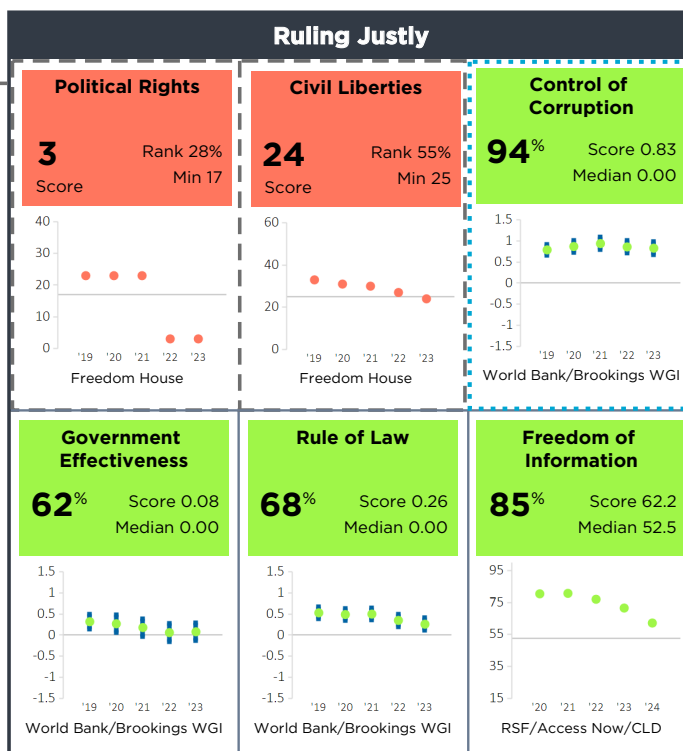
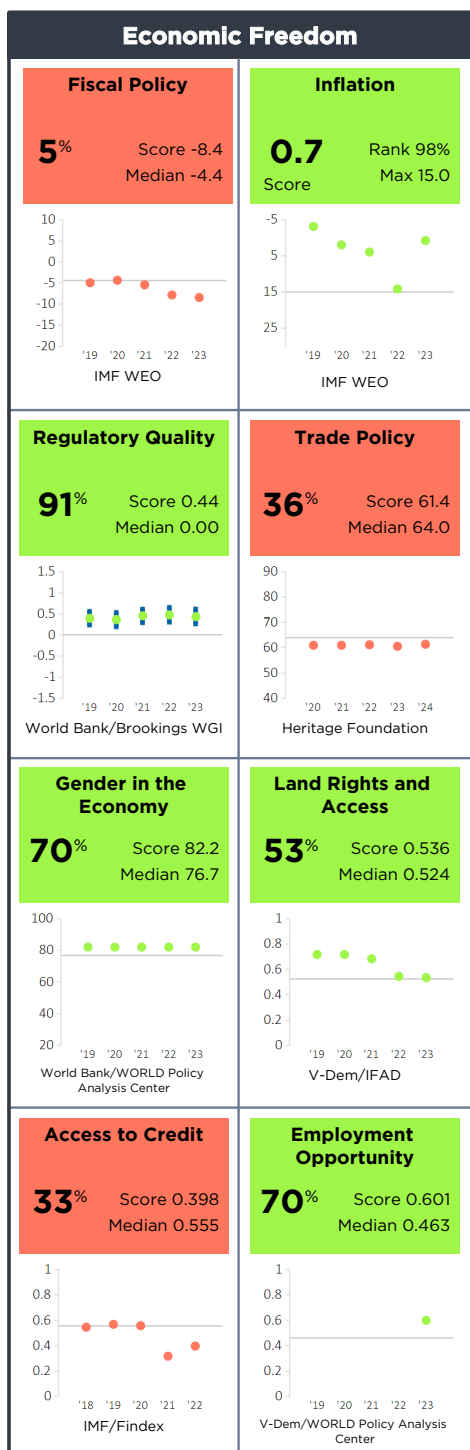
Health Expenditures 0% Score 0.32 Median 1.11 <p>WHO</p>	Education Expenditures 58% Score 3.38 Median 3.14 <p>UNESCO</p>	Natural Resource Protection 87% Score 62.9 Median 50.4 <p>Yale/CIESIN</p>
Immunization Rates 23% Score 60.5 Median 78.0 <p>WHO/UNICEF</p>	Girls' Pri Edu Completion Rate 32% Score 61.9 Median 67.5 <p>UNESCO</p>	Child Health 19% Score 49.5 Median 60.5 <p>CIESIN/YCELP</p>

For more information regarding the Millennium Challenge Account Selection Process and these indicators, please consult MCC's website www.mcc.gov/selection

Burkina Faso FY25

Population 23,251,000
 GNI/Cap \$850
 Category GNI/Cap ≤ \$2,165

Half Scorecard Passed
 Control of Corruption
 Democratic Rights



For more information regarding the Millennium Challenge Account Selection Process and these indicators, please consult MCC's website www.mcc.gov/selection

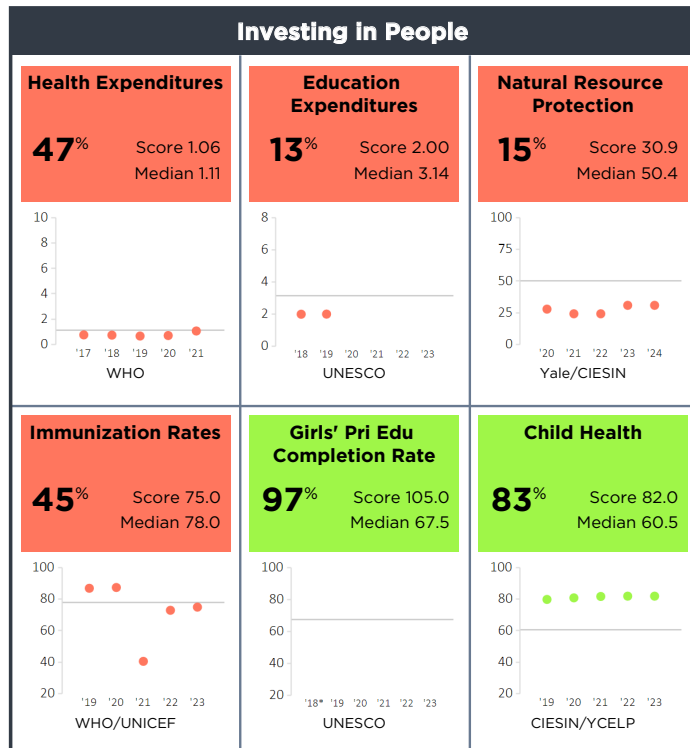
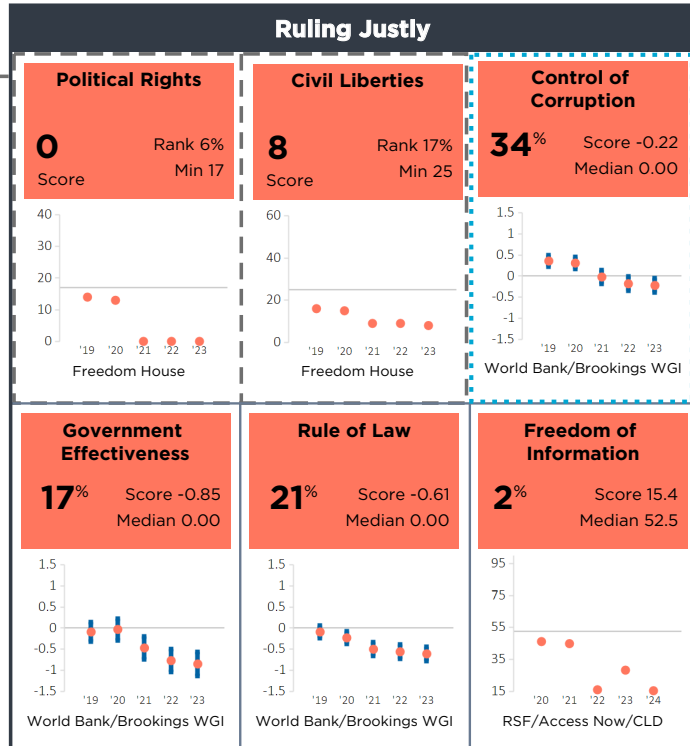
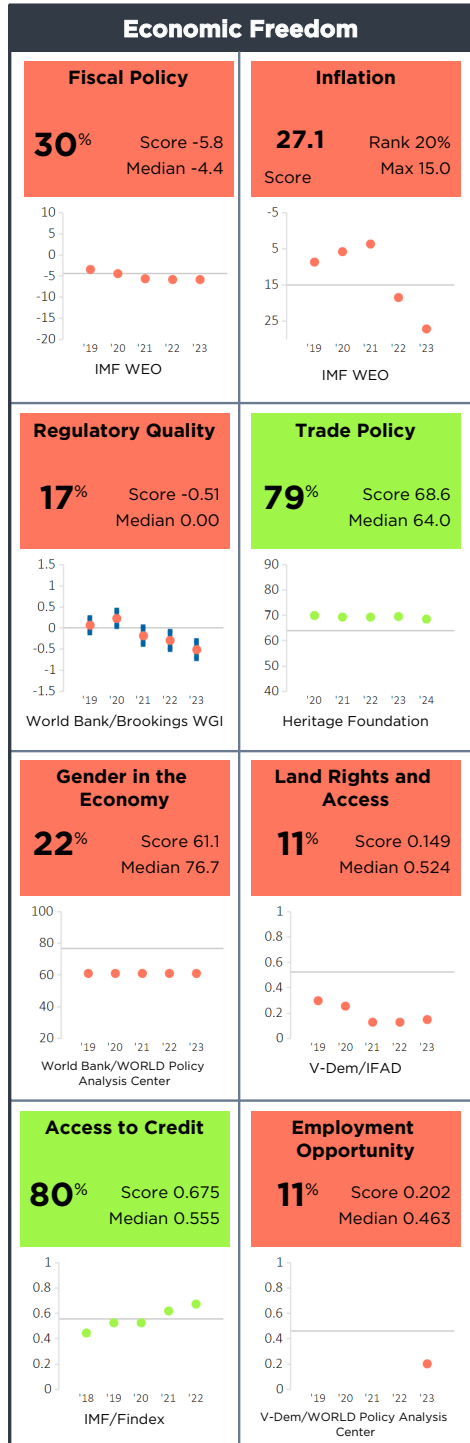
Burkina Faso

Burma FY25

Population 54,578,000
 GNI/Cap \$1,210
 Category GNI/Cap ≤ \$2,165

Half Scorecard Passed **X**
 Control of Corruption **X**
 Democratic Rights **X**

Burma



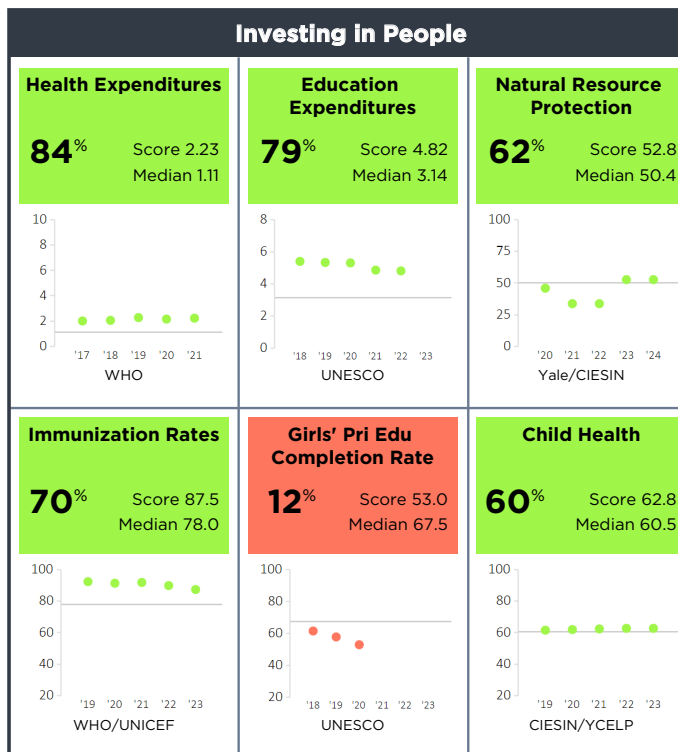
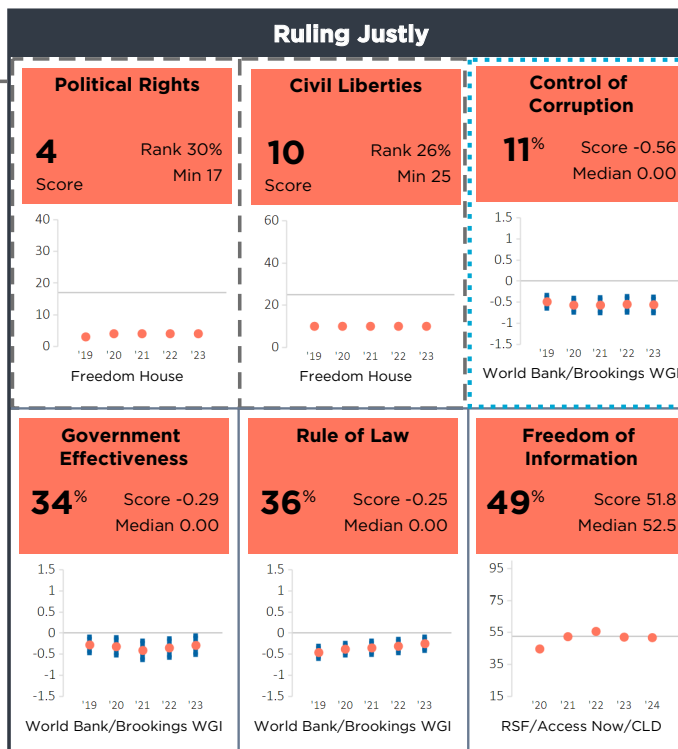
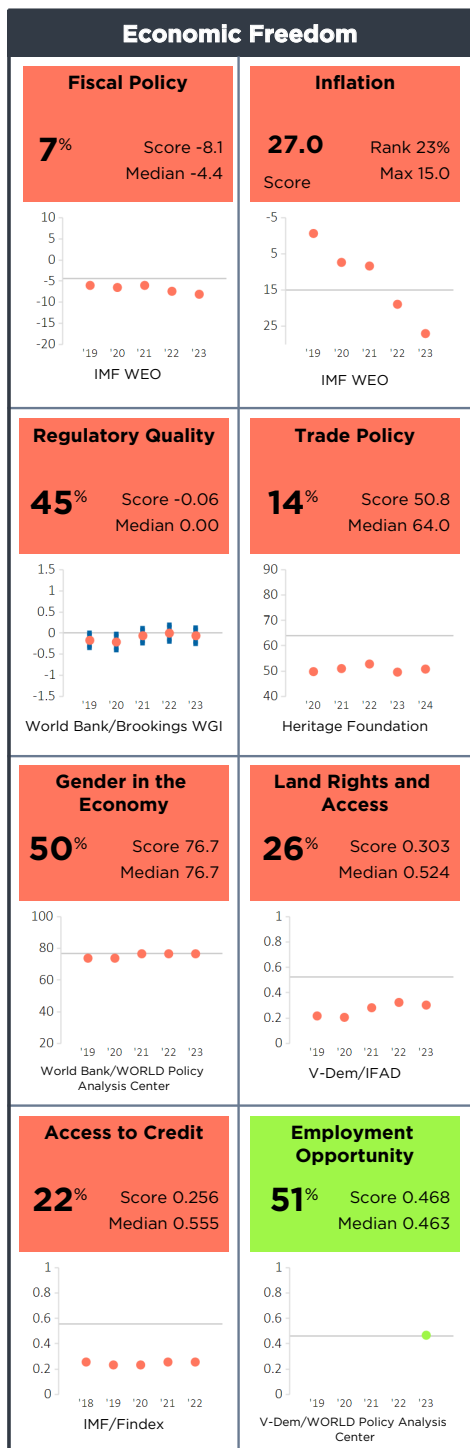
For more information regarding the Millennium Challenge Account Selection Process and these indicators, please consult MCC's website www.mcc.gov/selection

* Indicates the country has a score this year, but the score is outside the range of scores shown on the chart.

Burundi FY25

Population 13,239,000
 GNI/Cap \$230
 Category GNI/Cap ≤ \$2,165

Half Scorecard Passed **X**
 Control of Corruption **X**
 Democratic Rights **X**



For more information regarding the Millennium Challenge Account Selection Process and these indicators, please consult MCC's website www.mcc.gov/selection

Burundi

Cambodia FY25

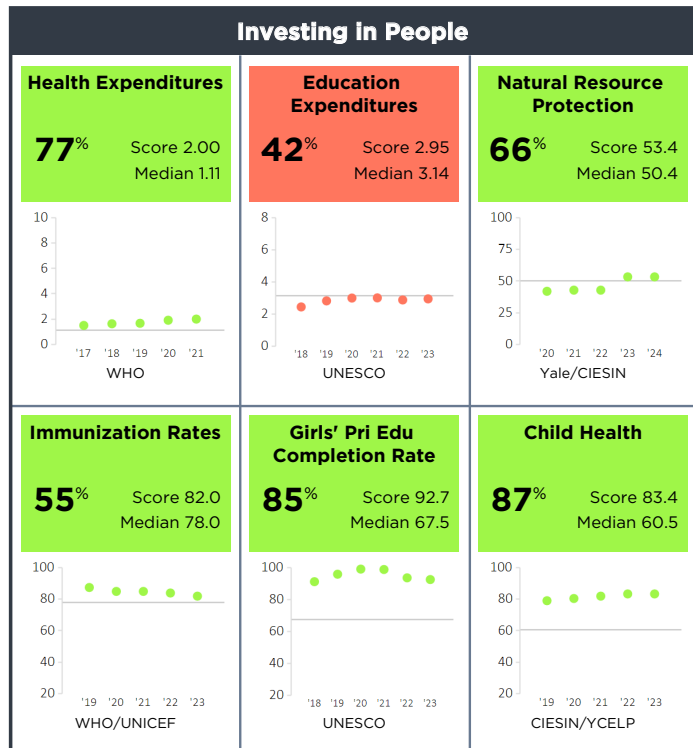
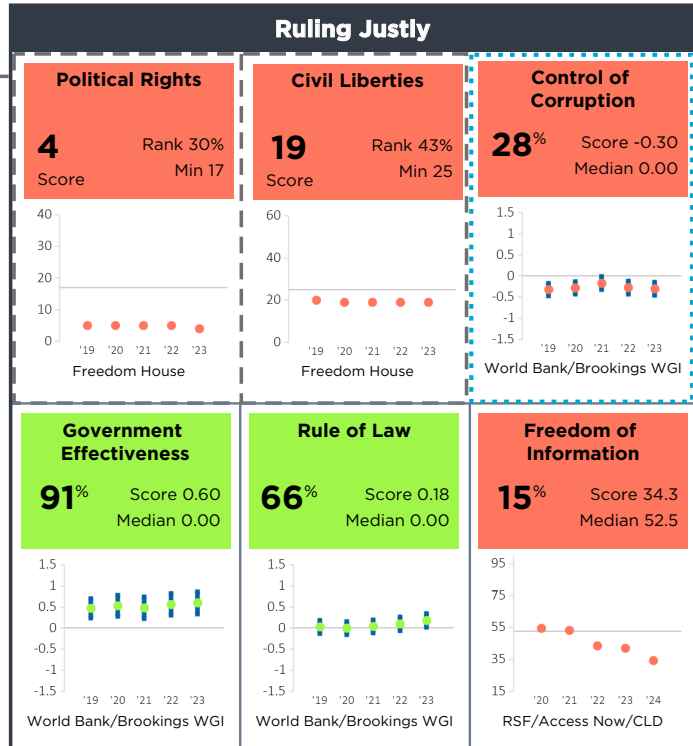
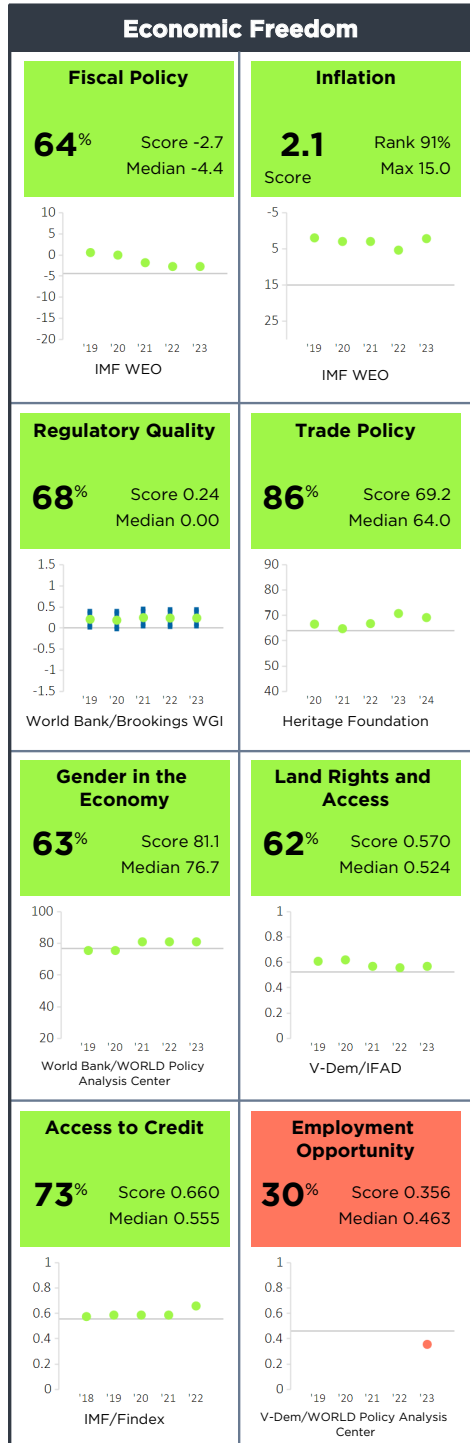
Population 16,945,000
 GNI/Cap \$1,810
 Category GNI/Cap ≤ \$2,165

Half Scorecard Passed ✓

Control of Corruption X

Democratic Rights X

Cambodia

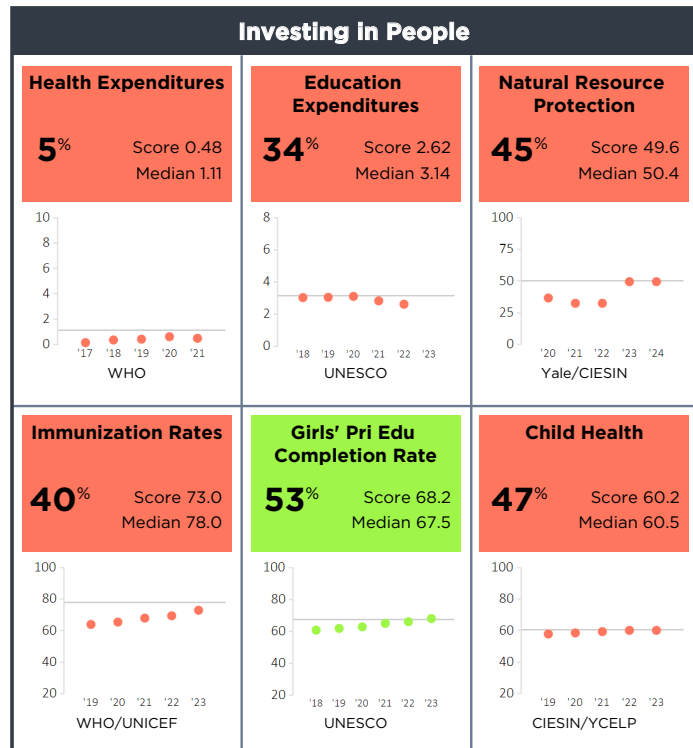
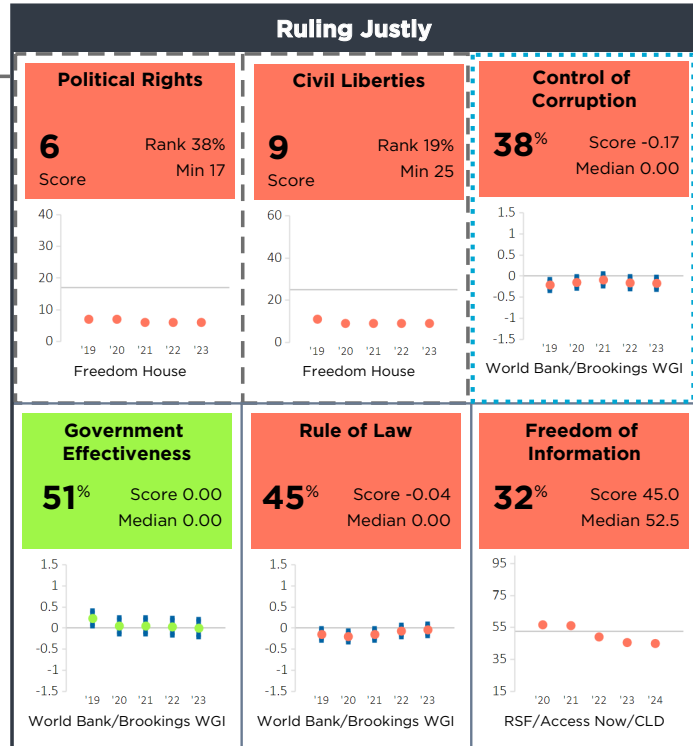
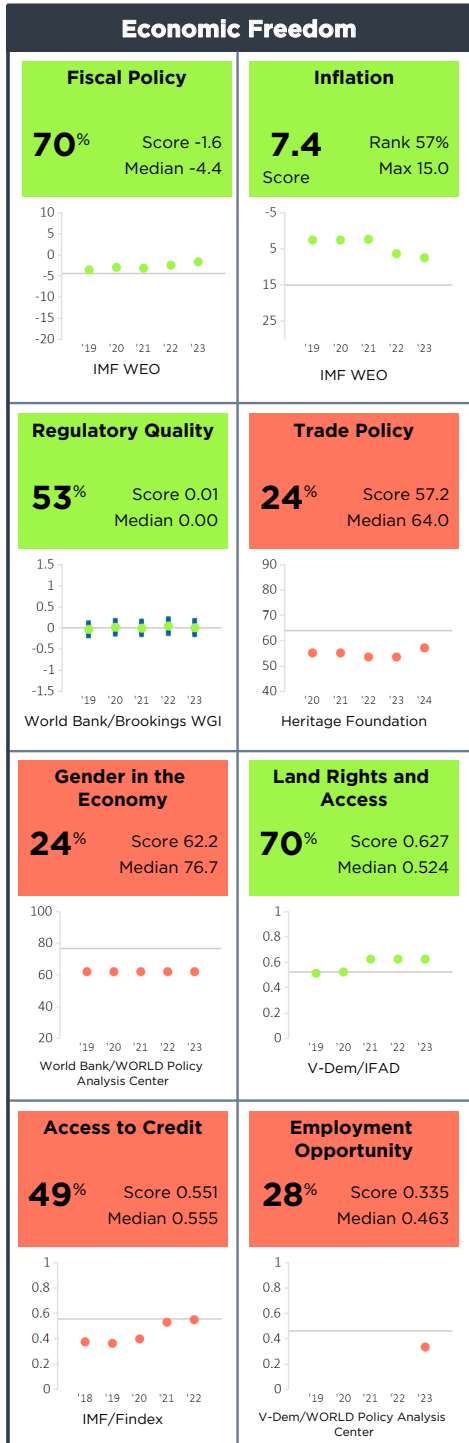


For more information regarding the Millennium Challenge Account Selection Process and these indicators, please consult MCC's website www.mcc.gov/selection

Cameroon FY25

Population 28,647,000
 GNI/Cap \$1,650
 Category GNI/Cap ≤ \$2,165

Half Scorecard Passed **X**
 Control of Corruption **X**
 Democratic Rights **X**



For more information regarding the Millennium Challenge Account Selection Process and these indicators, please consult MCC's website www.mcc.gov/selection

Cameroon

Central African Republic FY25

Population 5,742,000
 GNI/Cap \$470
 Category GNI/Cap ≤ \$2,165

Half Scorecard Passed **X**
 Control of Corruption **X**
 Democratic Rights **X**

Central African Republic

Economic Freedom

Fiscal Policy 39% Score -5.0 Median -4.4 IMF WEO	Inflation 3.0 Rank 86% Score Max 15.0 IMF WEO
Regulatory Quality 15% Score -0.54 Median 0.00 World Bank/Brookings WGI	Trade Policy 7% Score 50.4 Median 64.0 Heritage Foundation
Gender in the Economy 61% Score 80.0 Median 76.7 World Bank/WORLD Policy Analysis Center	Land Rights and Access 21% Score 0.218 Median 0.524 V-Dem/IFAD
Access to Credit 7% Score 0.047 Median 0.555 IMF/Findex	Employment Opportunity 43% Score 0.426 Median 0.463 V-Dem/WORLD Policy Analysis Center

Ruling Justly

Political Rights 1 Rank 13% Score Min 17 Freedom House	Civil Liberties 4 Rank 4% Score Min 25 Freedom House	Control of Corruption 26% Score -0.32 Median 0.00 World Bank/Brookings WGI
Government Effectiveness 19% Score -0.83 Median 0.00 World Bank/Brookings WGI	Rule of Law 11% Score -0.76 Median 0.00 World Bank/Brookings WGI	Freedom of Information 79% Score 60.1 Median 52.5 RSF/Access Now/CLD

Investing in People

Health Expenditures 56% Score 1.26 Median 1.11 WHO	Education Expenditures 18% Score 2.12 Median 3.14 UNESCO	Natural Resource Protection 94% Score 68.1 Median 50.4 Yale/CIESIN
Immunization Rates 2% Score 41.5 Median 78.0 WHO/UNICEF	Girls' Pri Edu Completion Rate N/A Score N/A Median 67.5 UNESCO	Child Health 6% Score 38.8 Median 60.5 CIESIN/YCELP

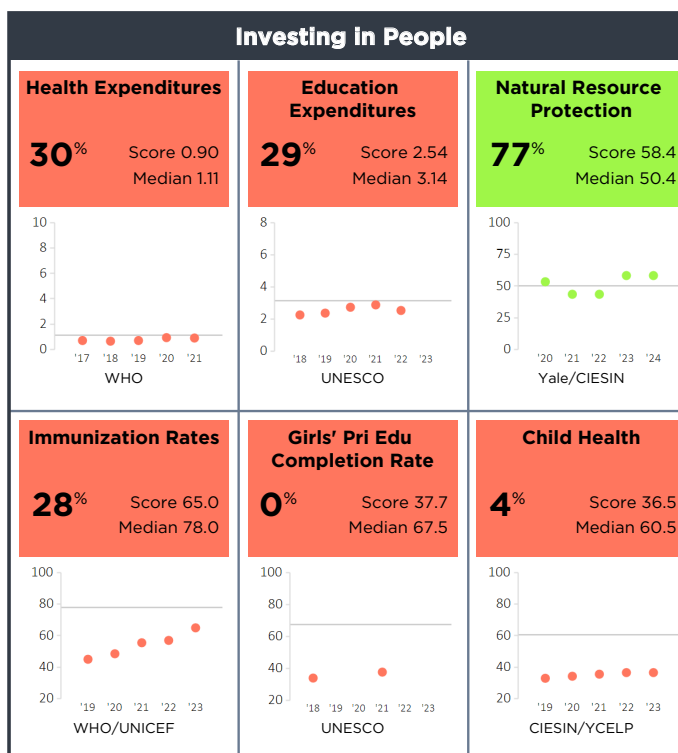
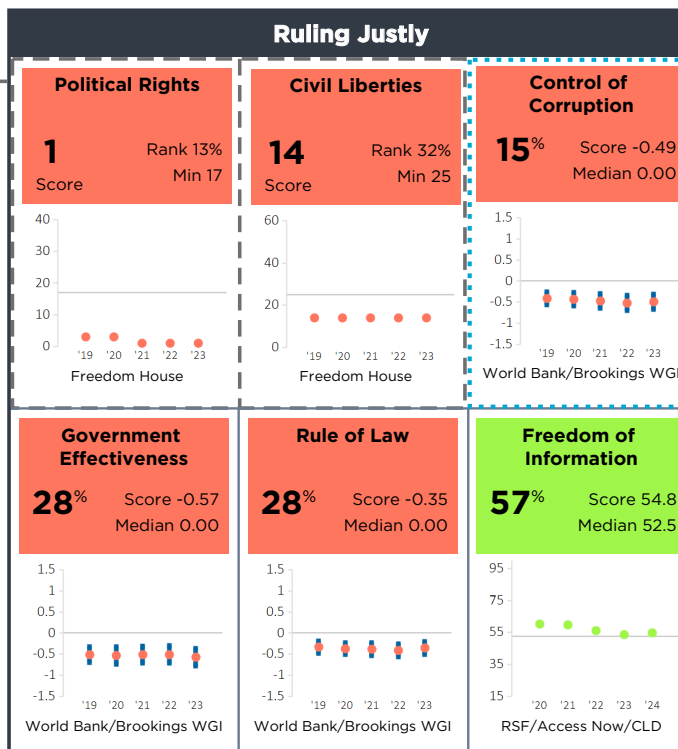
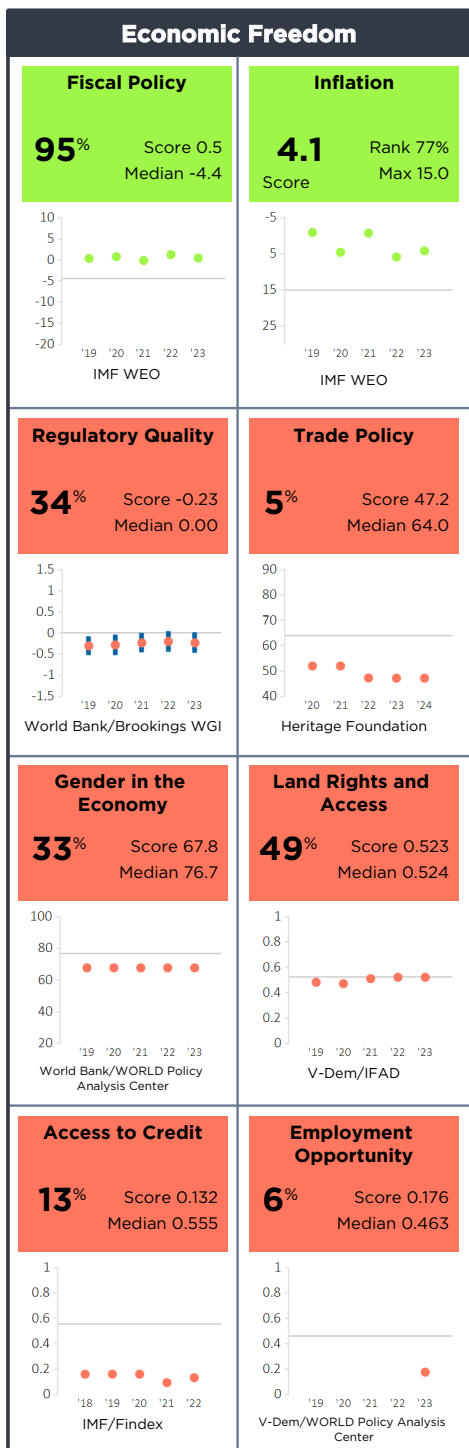
For more information regarding the Millennium Challenge Account Selection Process and these indicators, please consult MCC's website www.mcc.gov/selection

Chad FY25

Population 18,279,000
 GNI/Cap \$710
 Category GNI/Cap ≤ \$2,165

Half Scorecard Passed **X**
 Control of Corruption **X**
 Democratic Rights **X**

Chad



For more information regarding the Millennium Challenge Account Selection Process and these indicators, please consult MCC's website www.mcc.gov/selection

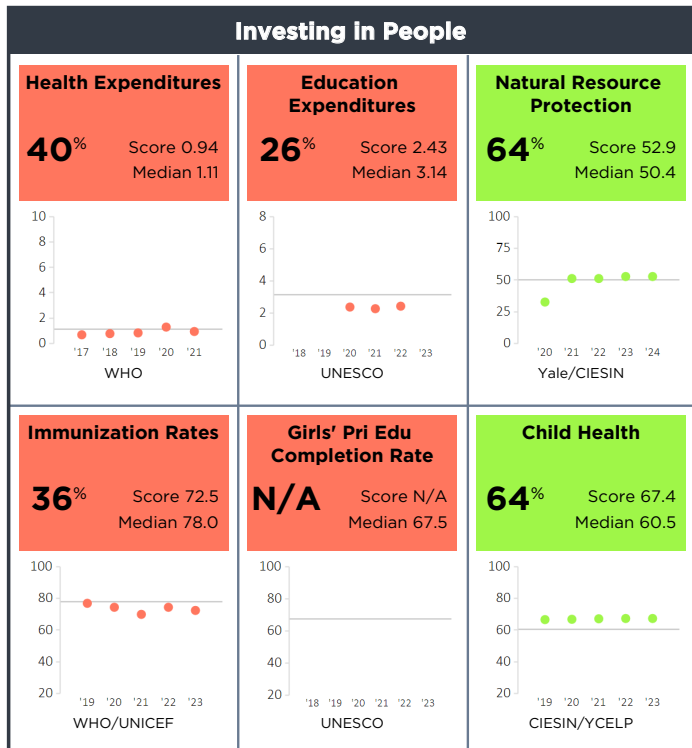
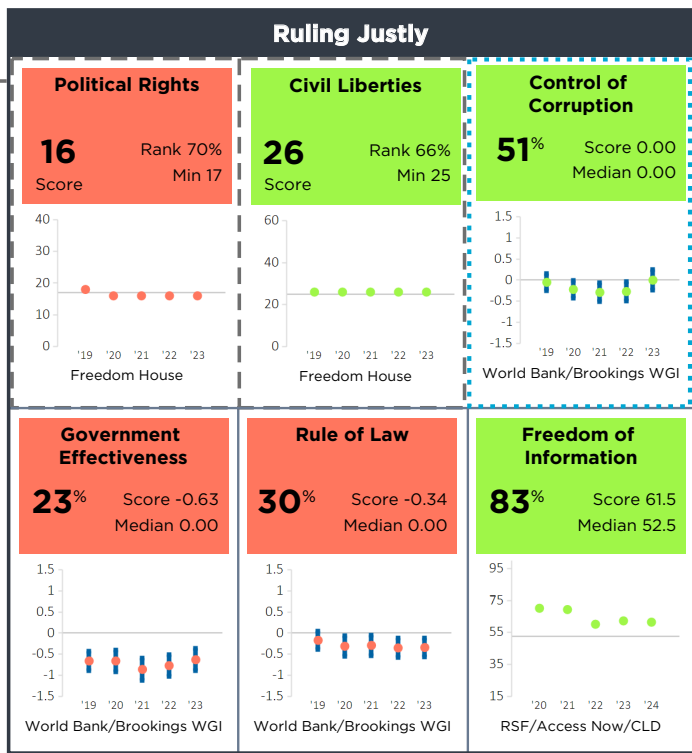
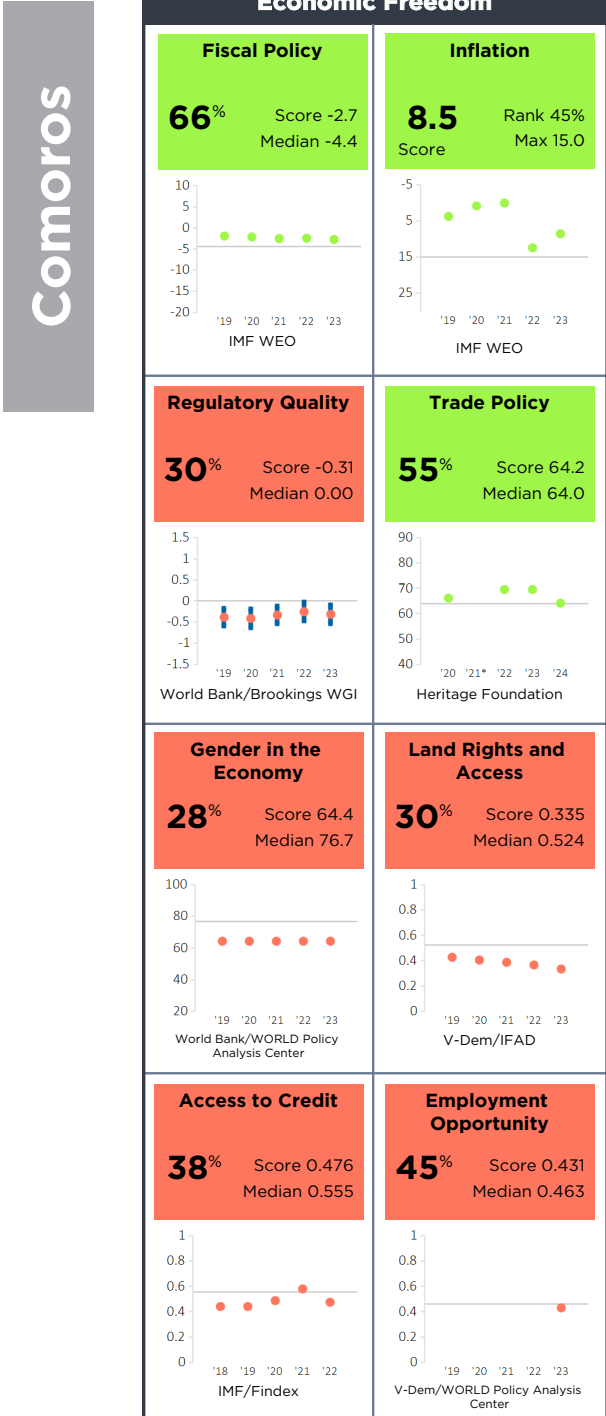
Comoros FY25

Population 852,000
 GNI/Cap \$1,600
 Category GNI/Cap ≤ \$2,165

Half Scorecard Passed **X**

Control of Corruption **✓**

Democratic Rights **✓**



For more information regarding the Millennium Challenge Account Selection Process and these indicators, please consult MCC's website www.mcc.gov/selection

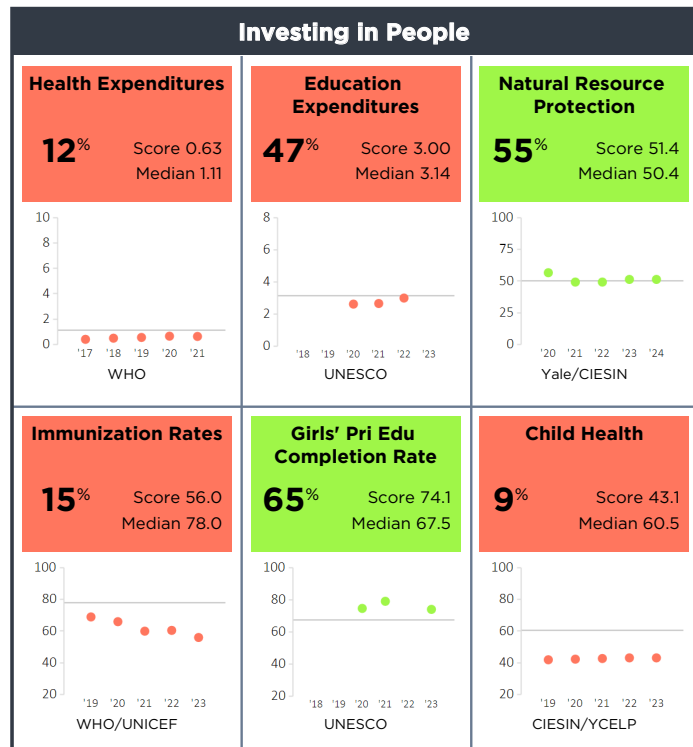
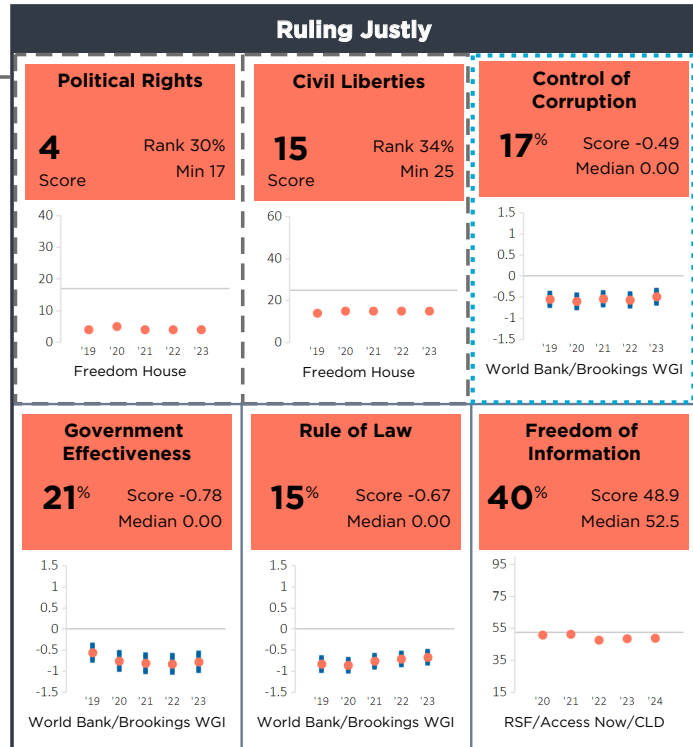
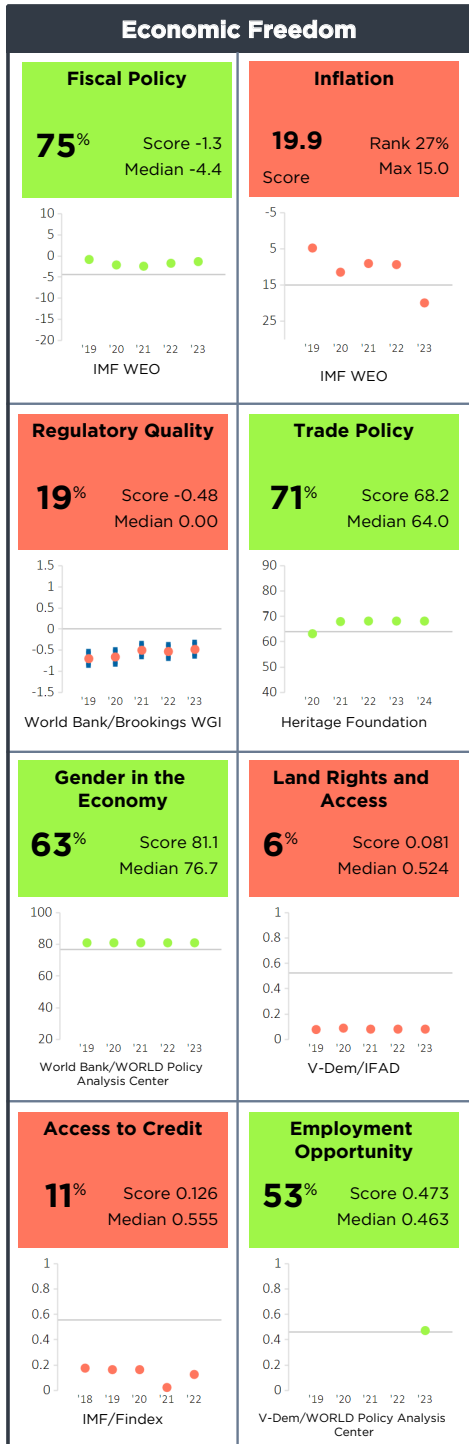
* Indicates the country has a score this year, but the score is outside the range of scores shown on the chart.

Comoros

Congo, Dem. Rep. FY25

Population 102,263,000
 GNI/Cap \$660
 Category GNI/Cap ≤ \$2,165

Half Scorecard Passed **X**
 Control of Corruption **X**
 Democratic Rights **X**



For more information regarding the Millennium Challenge Account Selection Process and these indicators, please consult MCC's website www.mcc.gov/selection

Congo, Dem. Rep.

Eritrea FY25

Population 3,749,000

GNI/Cap

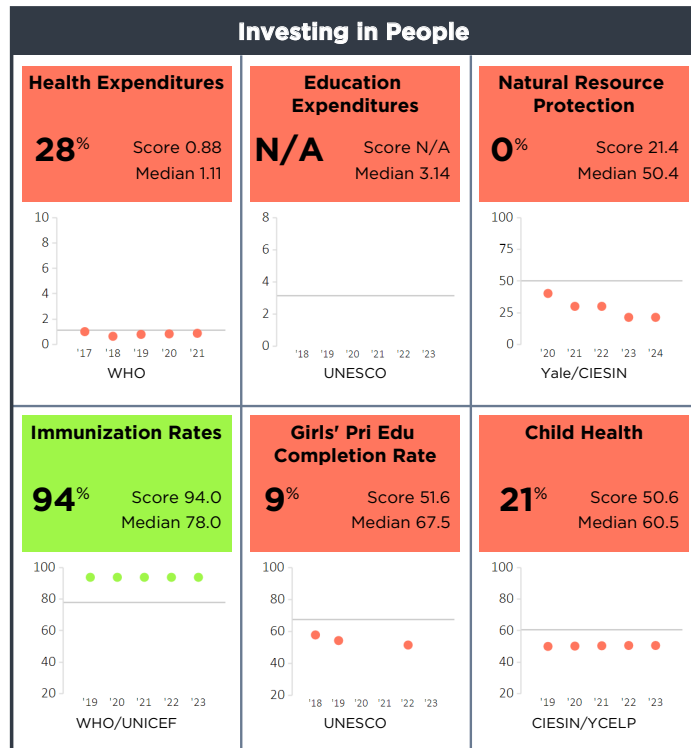
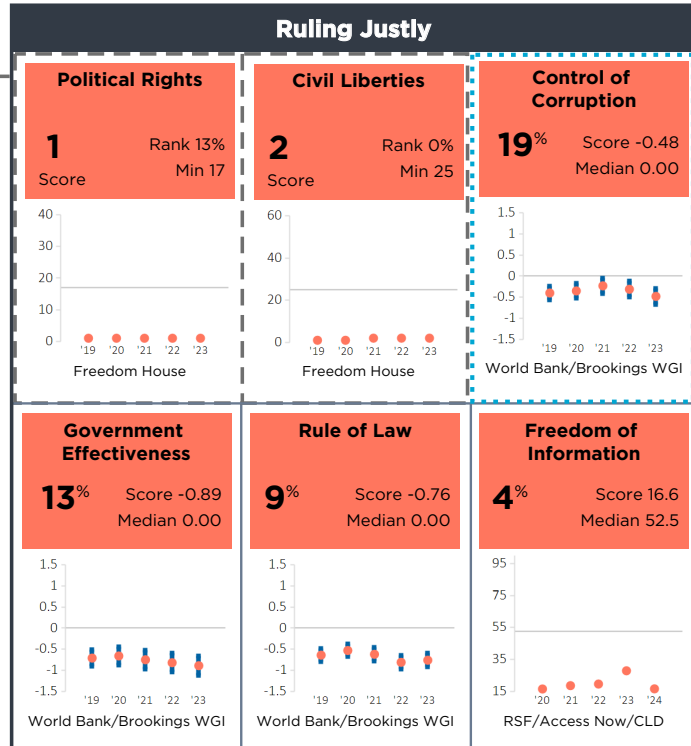
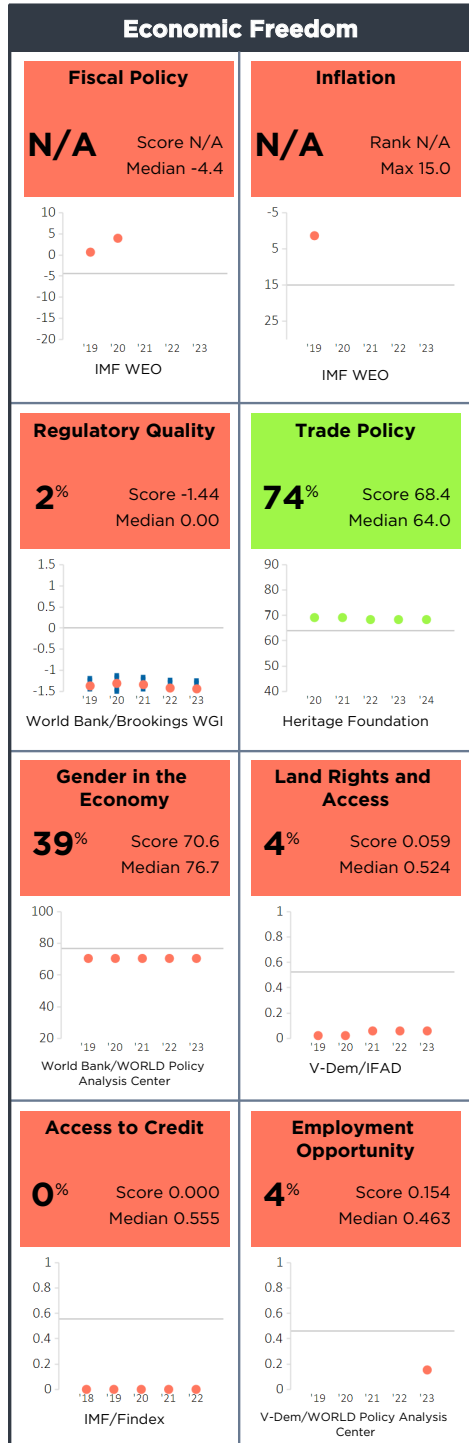
Category GNI/Cap ≤ \$2,165

Half Scorecard Passed **X**

Control of Corruption **X**

Democratic Rights **X**

Eritrea

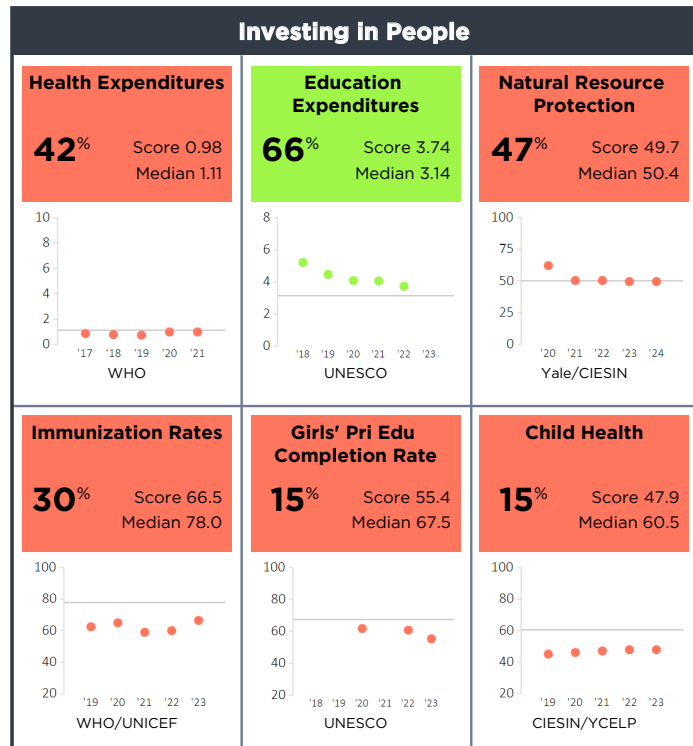
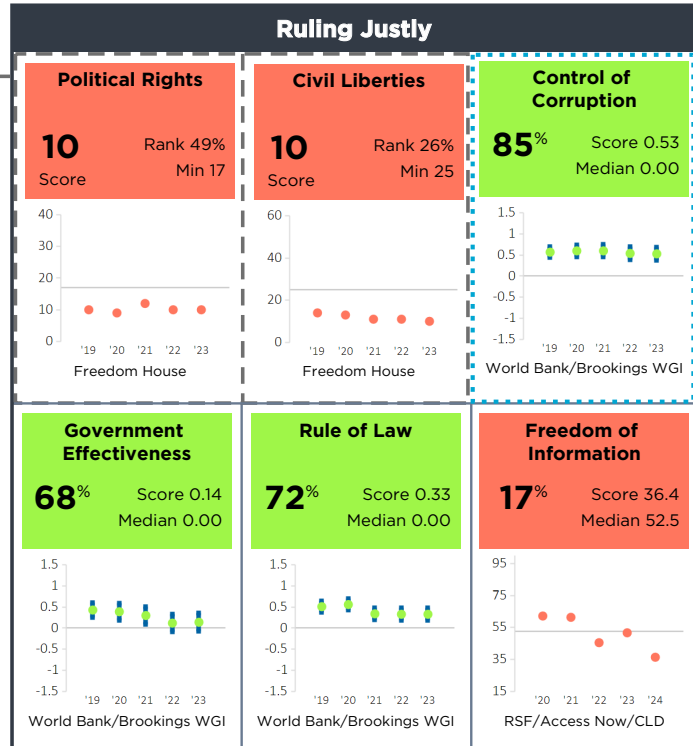
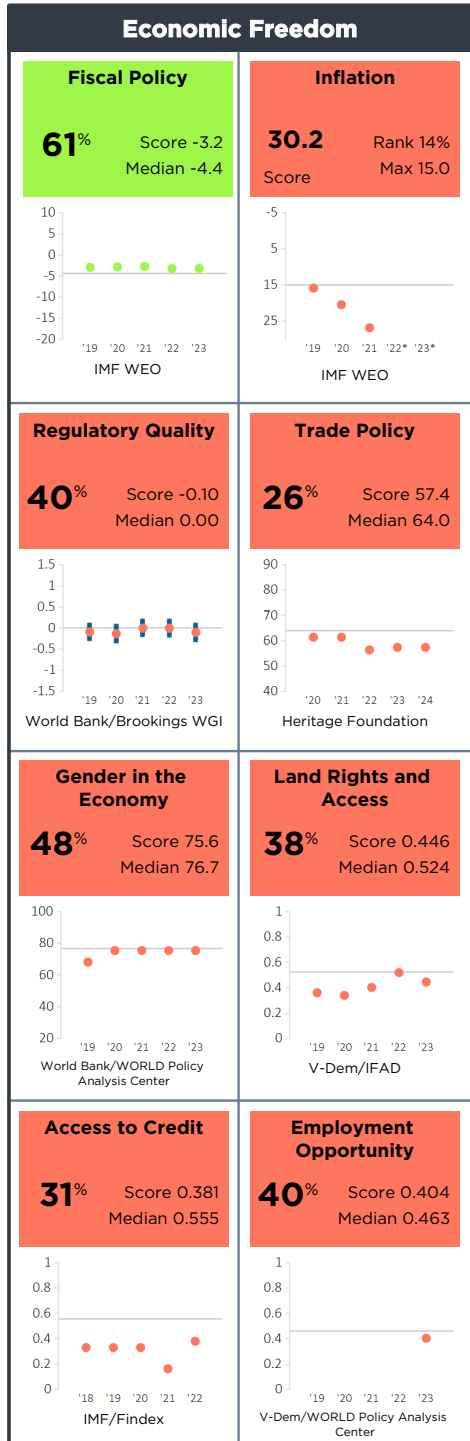


For more information regarding the Millennium Challenge Account Selection Process and these indicators, please consult MCC's website www.mcc.gov/selection

Ethiopia FY25

Population 126,527,000
 GNI/Cap \$1,130
 Category GNI/Cap ≤ \$2,165

Half Scorecard Passed **X**
 Control of Corruption **✓**
 Democratic Rights **X**



For more information regarding the Millennium Challenge Account Selection Process and these indicators, please consult MCC's website www.mcc.gov/selection

* Indicates the country has a score this year, but the score is outside the range of scores shown on the chart.

Ethiopia

Gambia FY25

Population 2,773,000
 GNI/Cap \$830
 Category GNI/Cap ≤ \$2,165

Half Scorecard Passed ✓
 Control of Corruption ✓
 Democratic Rights ✓

Gambia

Economic Freedom

Fiscal Policy 48% Score -4.5 Median -4.4 <p>IMF WEO</p>	Inflation 17.0 Rank 30% Score Max 15.0 <p>IMF WEO</p>
Regulatory Quality 74% Score 0.29 Median 0.00 <p>World Bank/Brookings WGI</p>	Trade Policy 62% Score 66.8 Median 64.0 <p>Heritage Foundation</p>
Gender in the Economy 35% Score 68.3 Median 76.7 <p>World Bank/WORLD Policy Analysis Center</p>	Land Rights and Access 74% Score 0.666 Median 0.524 <p>V-Dem/IFAD</p>
Access to Credit 53% Score 0.564 Median 0.555 <p>IMF/Findex</p>	Employment Opportunity 98% Score 0.782 Median 0.463 <p>V-Dem/WORLD Policy Analysis Center</p>

Ruling Justly

Political Rights 22 Rank 79% Score Min 17 <p>Freedom House</p>	Civil Liberties 28 Rank 74% Score Min 25 <p>Freedom House</p>	Control of Corruption 89% Score 0.71 Median 0.00 <p>World Bank/Brookings WGI</p>
Government Effectiveness 81% Score 0.32 Median 0.00 <p>World Bank/Brookings WGI</p>	Rule of Law 89% Score 0.63 Median 0.00 <p>World Bank/Brookings WGI</p>	Freedom of Information 98% Score 69.5 Median 52.5 <p>RSF/Access Now/CLD</p>

Investing in People

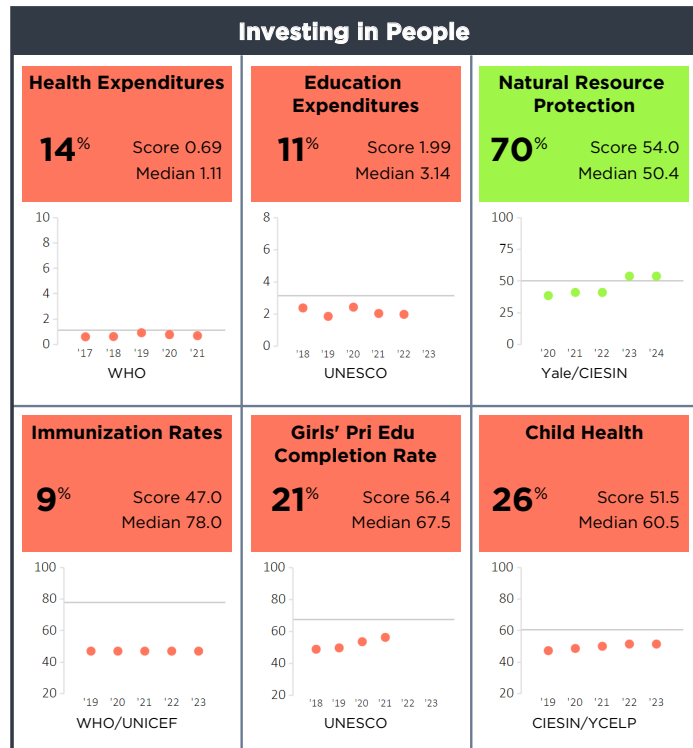
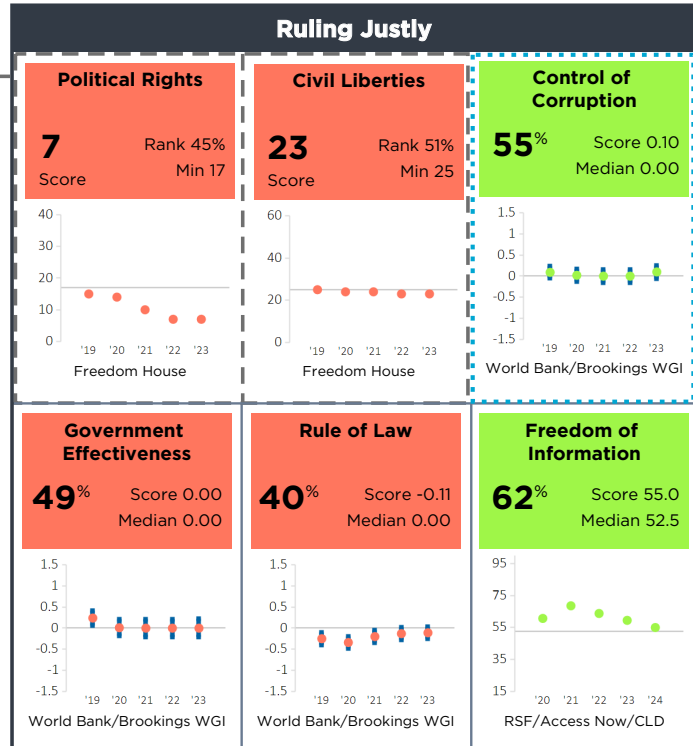
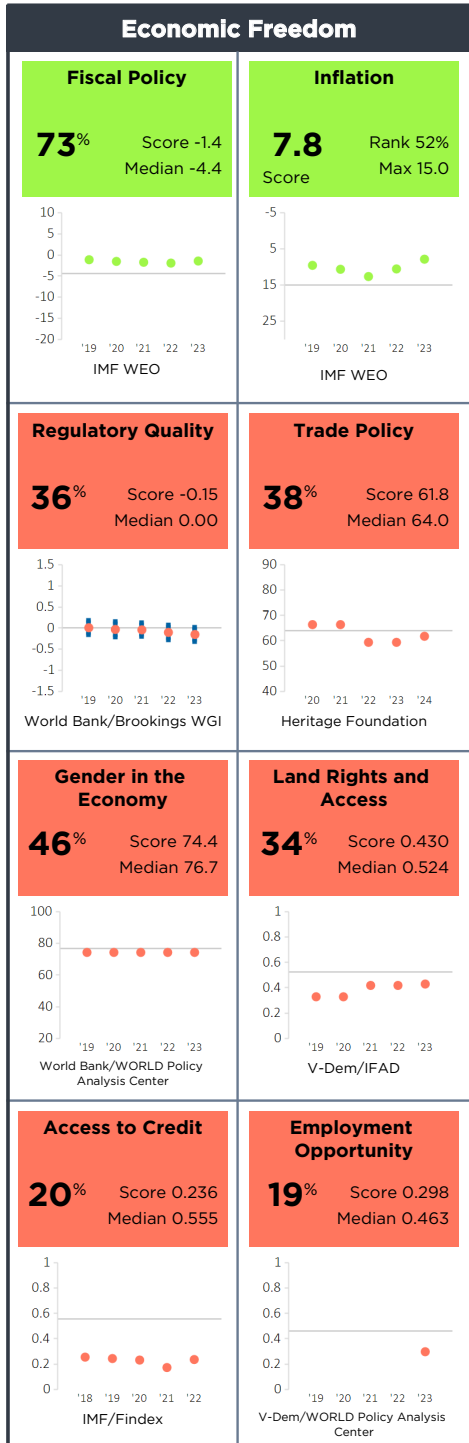
Health Expenditures 65% Score 1.62 Median 1.11 <p>WHO</p>	Education Expenditures 39% Score 2.70 Median 3.14 <p>UNESCO</p>	Natural Resource Protection 32% Score 42.6 Median 50.4 <p>Yale/CIESIN</p>
Immunization Rates 55% Score 82.0 Median 78.0 <p>WHO/UNICEF</p>	Girls' Pri Edu Completion Rate 71% Score 82.6 Median 67.5 <p>UNESCO</p>	Child Health 70% Score 71.9 Median 60.5 <p>CIESIN/YCELP</p>

For more information regarding the Millennium Challenge Account Selection Process and these indicators, please consult MCC's website www.mcc.gov/selection

Guinea FY25

Population 14,191,000
 GNI/Cap \$1,360
 Category GNI/Cap ≤ \$2,165

Half Scorecard Passed X
 Control of Corruption ✓
 Democratic Rights X



For more information regarding the Millennium Challenge Account Selection Process and these indicators, please consult MCC's website www.mcc.gov/selection



Guinea-Bissau FY25

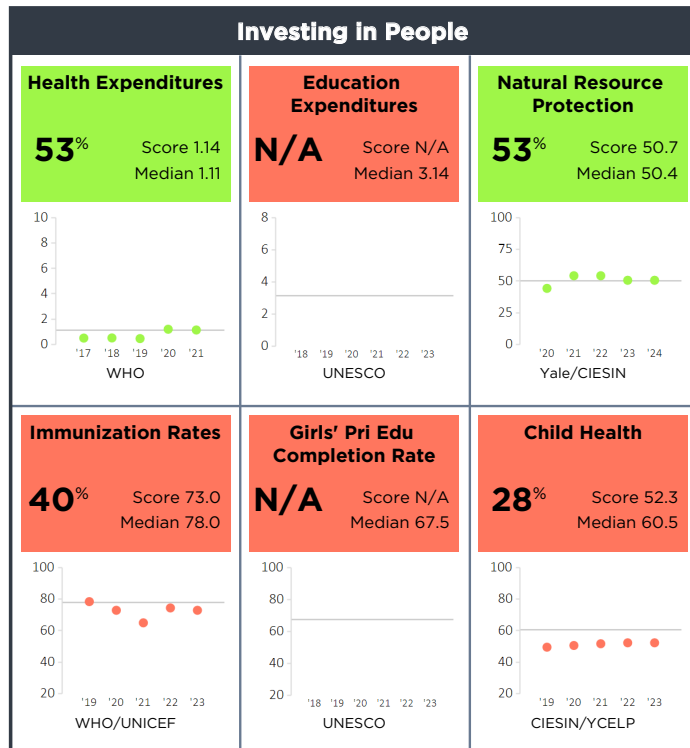
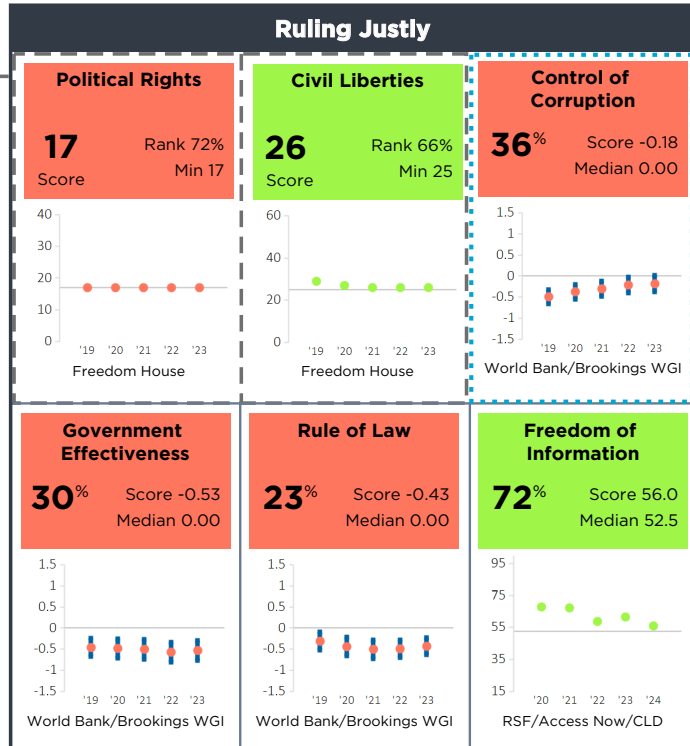
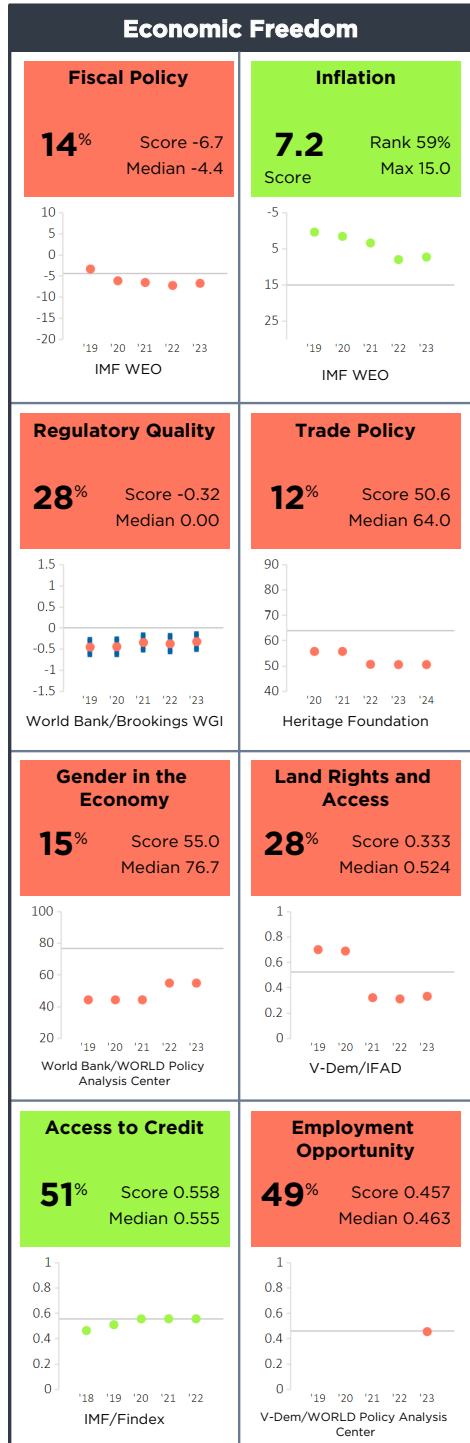
Population 2,151,000
 GNI/Cap \$900
 Category GNI/Cap ≤ \$2,165

Half Scorecard Passed **X**

Control of Corruption **X**

Democratic Rights **✓**

Guinea-Bissau

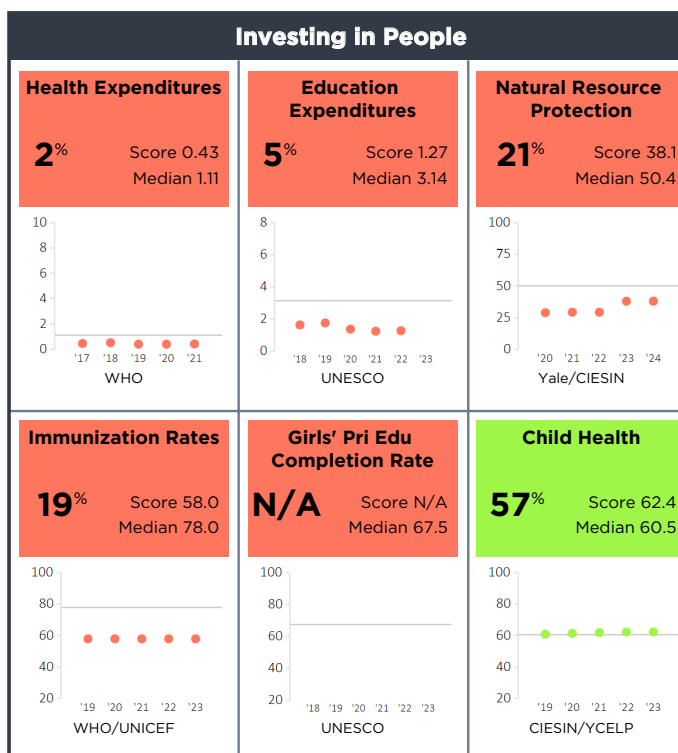
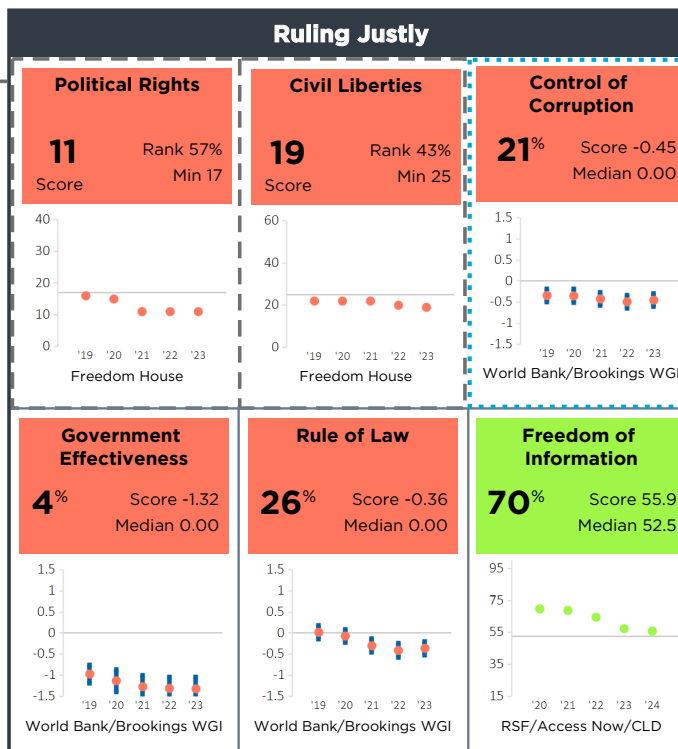
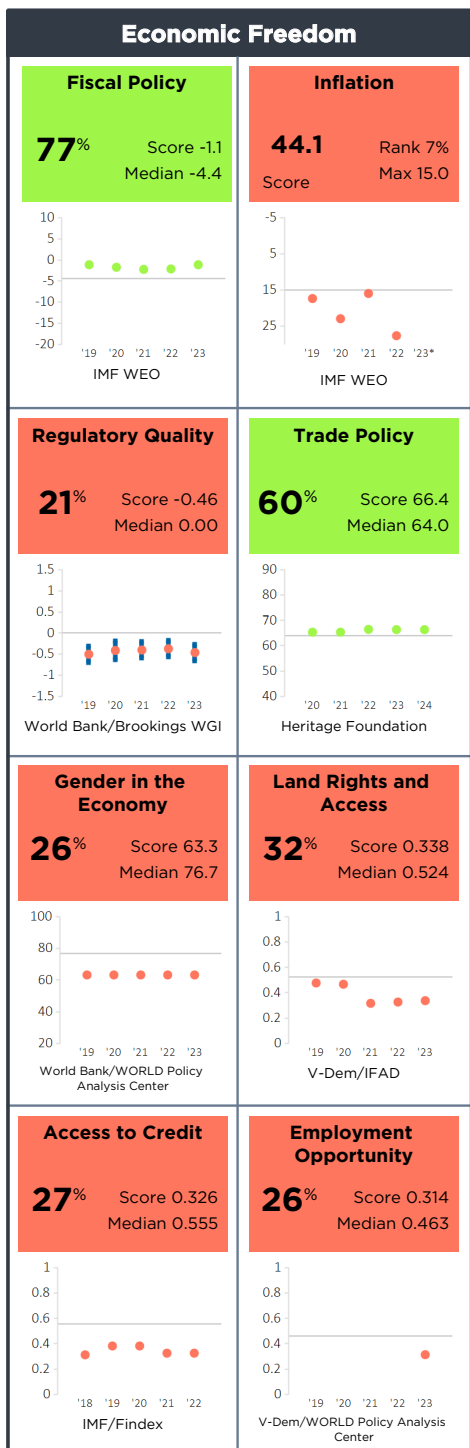


For more information regarding the Millennium Challenge Account Selection Process and these indicators, please consult MCC's website www.mcc.gov/selection

Haiti FY25

Population 11,725,000
 GNI/Cap \$1,740
 Category GNI/Cap ≤ \$2,165

Half Scorecard Passed **X**
 Control of Corruption **X**
 Democratic Rights **X**



For more information regarding the Millennium Challenge Account Selection Process and these indicators, please consult MCC's website www.mcc.gov/selection

* Indicates the country has a score this year, but the score is outside the range of scores shown on the chart.

Haiti

Kenya FY25

Population 55,101,000
 GNI/Cap \$2,110
 Category GNI/Cap ≤ \$2,165

Half Scorecard Passed ✓
 Control of Corruption ✓
 Democratic Rights ✓

Kenya

Economic Freedom

Fiscal Policy 18% Score -6.3 Median -4.4 <p>IMF WEO</p>	Inflation 7.7 Rank 55% Score Max 15.0 <p>IMF WEO</p>
Regulatory Quality 94% Score 0.53 Median 0.00 <p>World Bank/Brookings WGI</p>	Trade Policy 19% Score 56.6 Median 64.0 <p>Heritage Foundation</p>
Gender in the Economy 76% Score 83.3 Median 76.7 <p>World Bank/WORLD Policy Analysis Center</p>	Land Rights and Access 98% Score 0.840 Median 0.524 <p>V-Dem/IFAD</p>
Access to Credit 91% Score 0.802 Median 0.555 <p>IMF/Findex</p>	Employment Opportunity 87% Score 0.729 Median 0.463 <p>V-Dem/WORLD Policy Analysis Center</p>

Ruling Justly

Political Rights 22 Rank 79% Score Min 17 <p>Freedom House</p>	Civil Liberties 30 Rank 77% Score Min 25 <p>Freedom House</p>	Control of Corruption 66% Score 0.22 Median 0.00 <p>World Bank/Brookings WGI</p>
Government Effectiveness 94% Score 0.60 Median 0.00 <p>World Bank/Brookings WGI</p>	Rule of Law 94% Score 0.68 Median 0.00 <p>World Bank/Brookings WGI</p>	Freedom of Information 38% Score 48.2 Median 52.5 <p>RSF/Access Now/CLD</p>

Investing in People

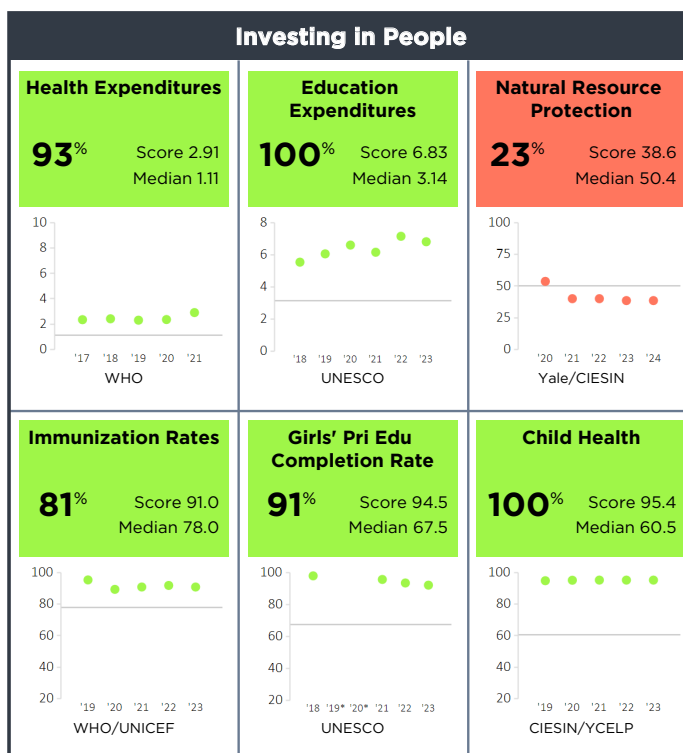
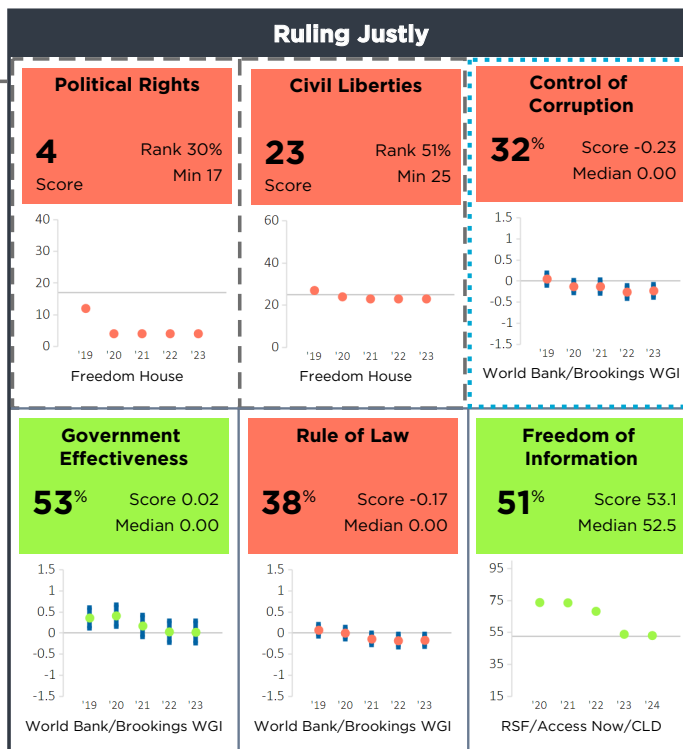
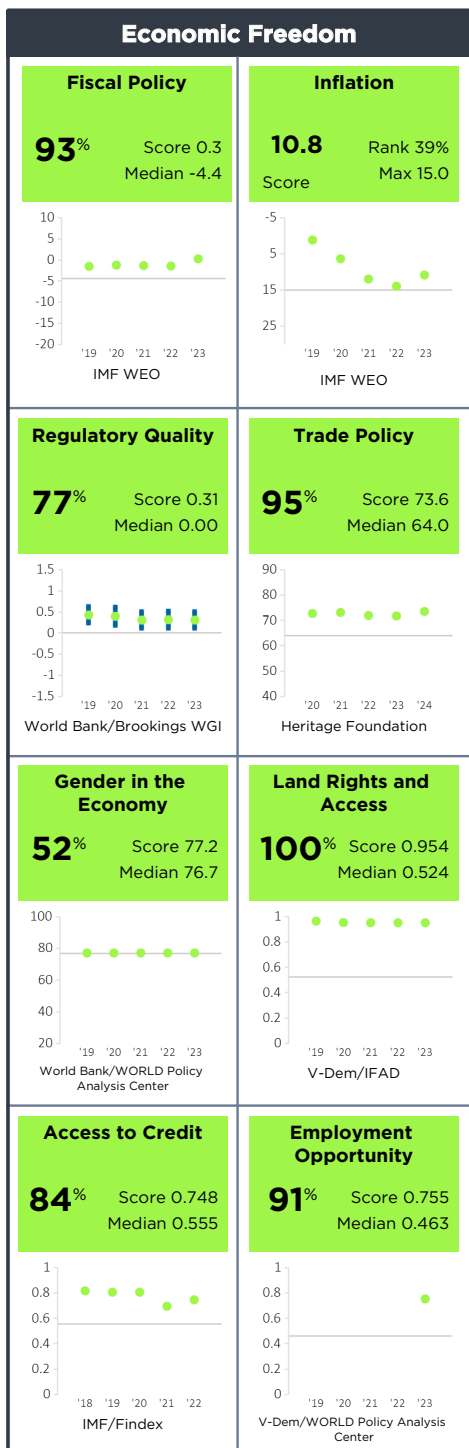
Health Expenditures 81% Score 2.22 Median 1.11 <p>WHO</p>	Education Expenditures 71% Score 3.96 Median 3.14 <p>UNESCO</p>	Natural Resource Protection 36% Score 46.0 Median 50.4 <p>Yale/CIESIN</p>
Immunization Rates 85% Score 92.0 Median 78.0 <p>WHO/UNICEF</p>	Girls' Pri Edu Completion Rate N/A Score N/A Median 67.5 <p>UNESCO</p>	Child Health 53% Score 61.6 Median 60.5 <p>CIESIN/YCELP</p>

For more information regarding the Millennium Challenge Account Selection Process and these indicators, please consult MCC's website www.mcc.gov/selection

Kyrgyz Republic FY25

Population 7,101,000
 GNI/Cap \$1,700
 Category GNI/Cap ≤ \$2,165

Half Scorecard Passed ✓
 Control of Corruption ✗
 Democratic Rights ✗



For more information regarding the Millennium Challenge Account Selection Process and these indicators, please consult MCC's website www.mcc.gov/selection

* Indicates the country has a score this year, but the score is outside the range of scores shown on the chart.

Kyrgyz Republic

Lao PDR FY25

Population 7,634,000
 GNI/Cap \$2,120
 Category GNI/Cap ≤ \$2,165

Half Scorecard Passed
 Control of Corruption
 Democratic Rights

Laos

Economic Freedom

Fiscal Policy 91% Score 0.0 Median -4.4 <p>IMF WEO</p>	Inflation 31.2 Rank 11% Score Max 15.0 <p>IMF WEO</p>
Regulatory Quality 49% Score 0.00 Median 0.00 <p>World Bank/Brookings WGI</p>	Trade Policy 74% Score 68.4 Median 64.0 <p>Heritage Foundation</p>
Gender in the Economy 89% Score 85.0 Median 76.7 <p>World Bank/WORLD Policy Analysis Center</p>	Land Rights and Access 23% Score 0.257 Median 0.524 <p>V-Dem/IFAD</p>
Access to Credit 67% Score 0.645 Median 0.555 <p>IMF/Findex</p>	Employment Opportunity 15% Score 0.250 Median 0.463 <p>V-Dem/WORLD Policy Analysis Center</p>

Ruling Justly

Political Rights 2 Rank 23% Score Min 17 <p>Freedom House</p>	Civil Liberties 11 Rank 30% Score Min 25 <p>Freedom House</p>	Control of Corruption 53% Score 0.02 Median 0.00 <p>World Bank/Brookings WGI</p>
Government Effectiveness 77% Score 0.26 Median 0.00 <p>World Bank/Brookings WGI</p>	Rule of Law 64% Score 0.17 Median 0.00 <p>World Bank/Brookings WGI</p>	Freedom of Information 13% Score 33.8 Median 52.5 <p>RSF/Access Now/CLD</p>

Investing in People

Health Expenditures 16% Score 0.72 Median 1.11 <p>WHO</p>	Education Expenditures 3% Score 1.23 Median 3.14 <p>UNESCO</p>	Natural Resource Protection 43% Score 49.2 Median 50.4 <p>Yale/CIESIN</p>
Immunization Rates 55% Score 82.0 Median 78.0 <p>WHO/UNICEF</p>	Girls' Pri Edu Completion Rate 76% Score 89.1 Median 67.5 <p>UNESCO</p>	Child Health 89% Score 84.8 Median 60.5 <p>CIESIN/YCELP</p>

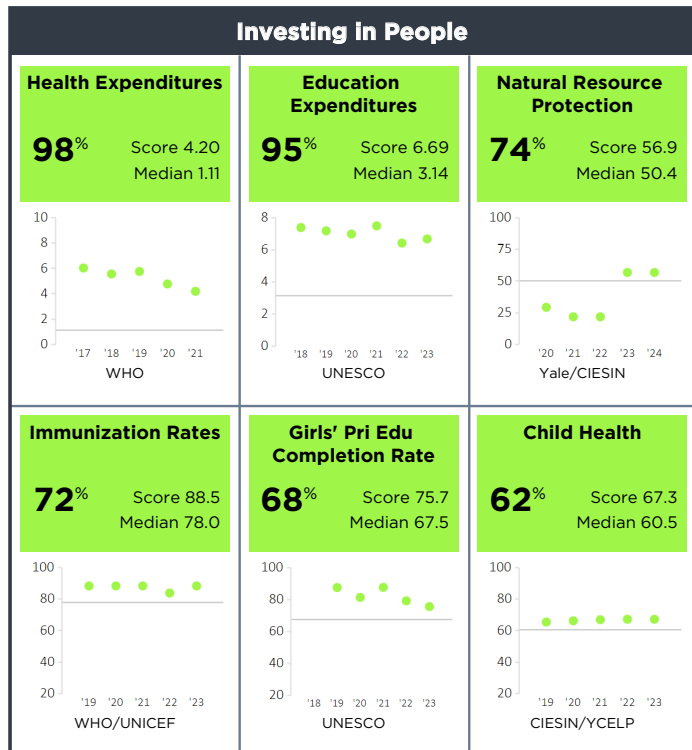
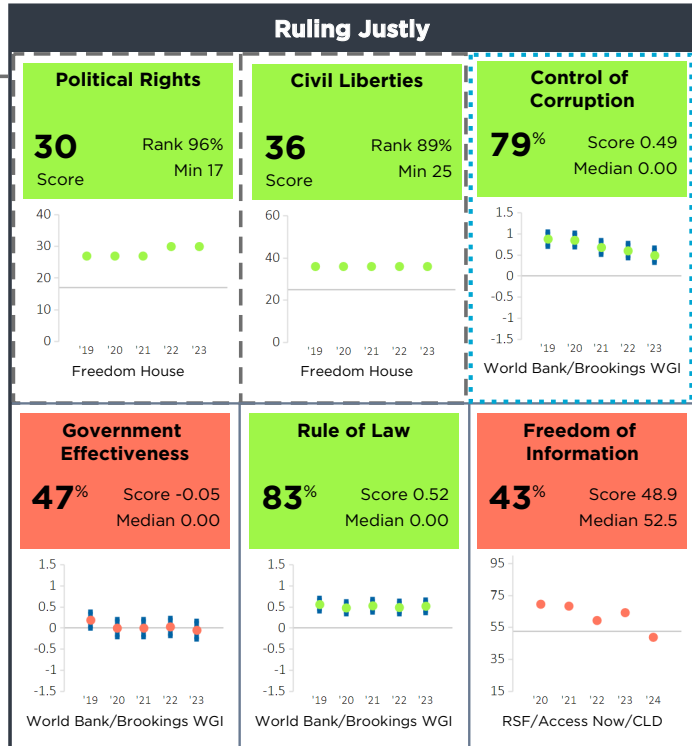
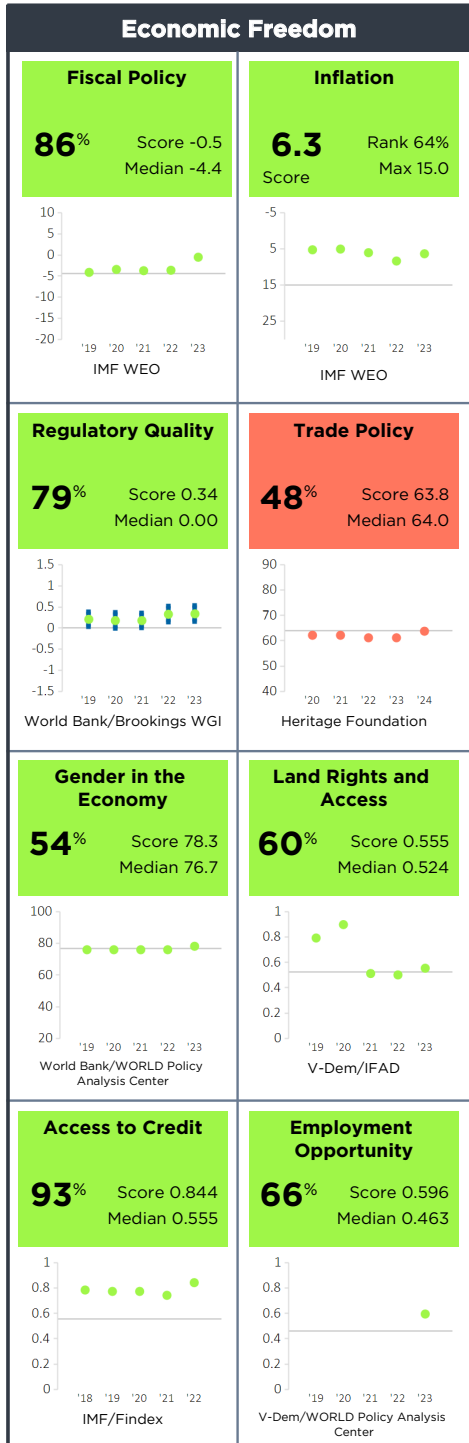
For more information regarding the Millennium Challenge Account Selection Process and these indicators, please consult MCC's website www.mcc.gov/selection

* Indicates the country has a score this year, but the score is outside the range of scores shown on the chart.

Lesotho FY25

Population 2,330,000
 GNI/Cap \$1,160
 Category GNI/Cap ≤ \$2,165

Half Scorecard Passed
 Control of Corruption
 Democratic Rights



For more information regarding the Millennium Challenge Account Selection Process and these indicators, please consult MCC's website www.mcc.gov/selection

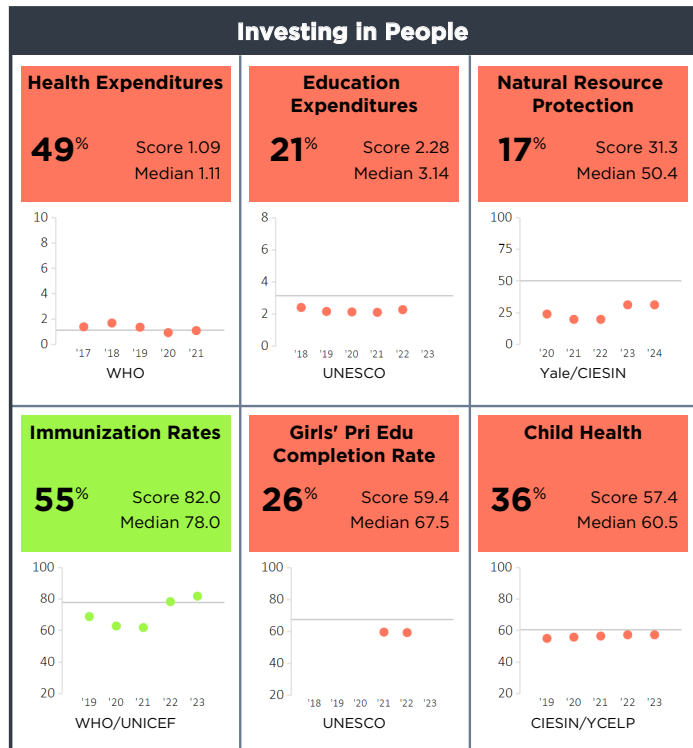
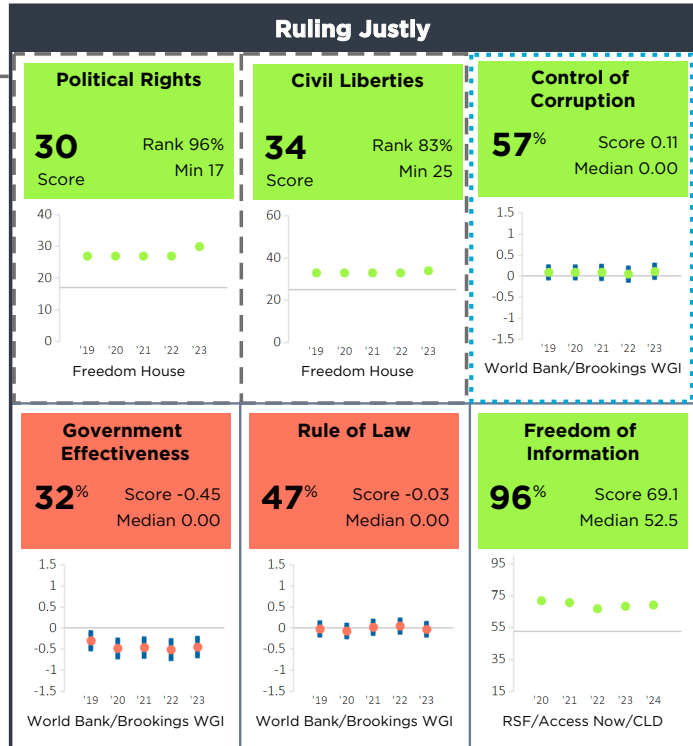
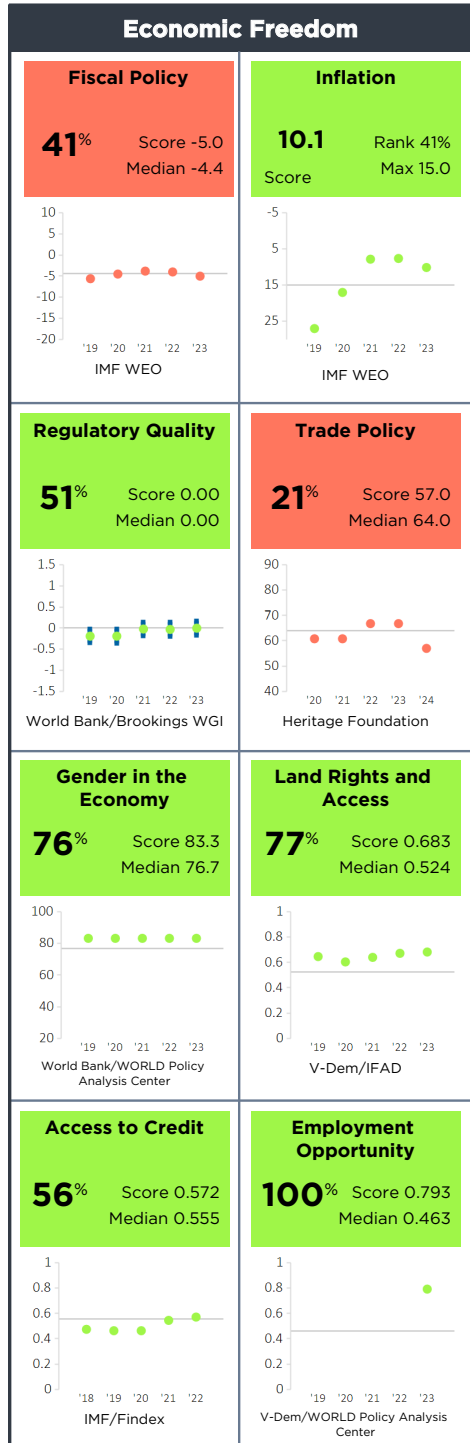
Lesotho

Liberia FY25

Population 5,418,000
 GNI/Cap \$730
 Category GNI/Cap ≤ \$2,165

Half Scorecard Passed ✓
 Control of Corruption ✓
 Democratic Rights ✓

Liberia



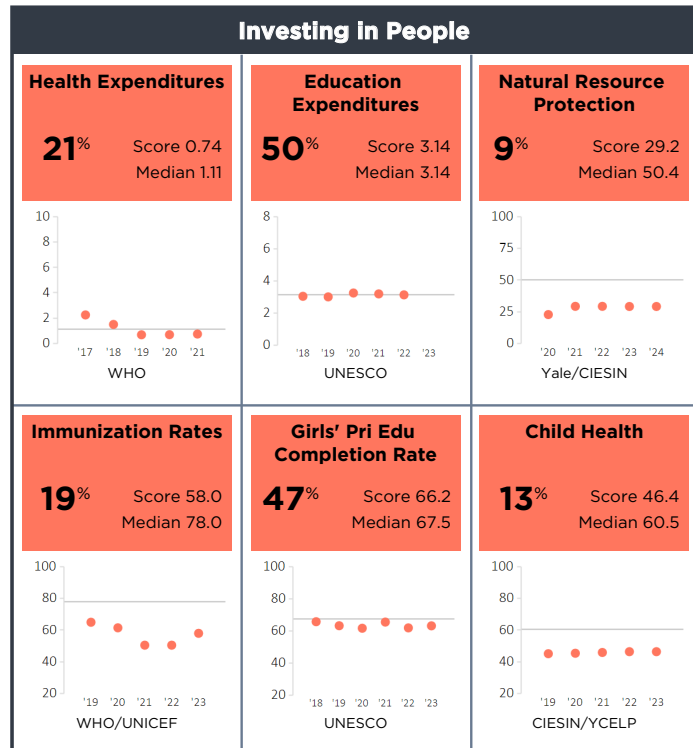
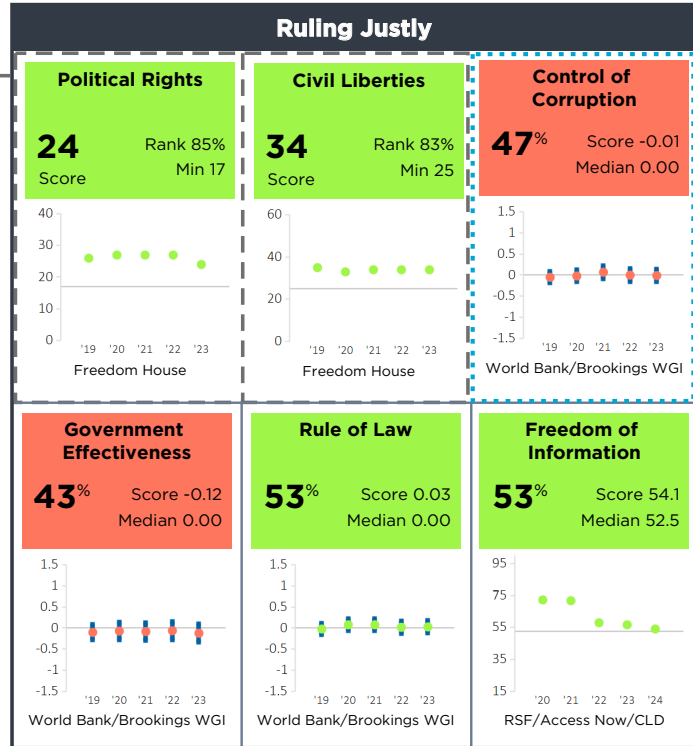
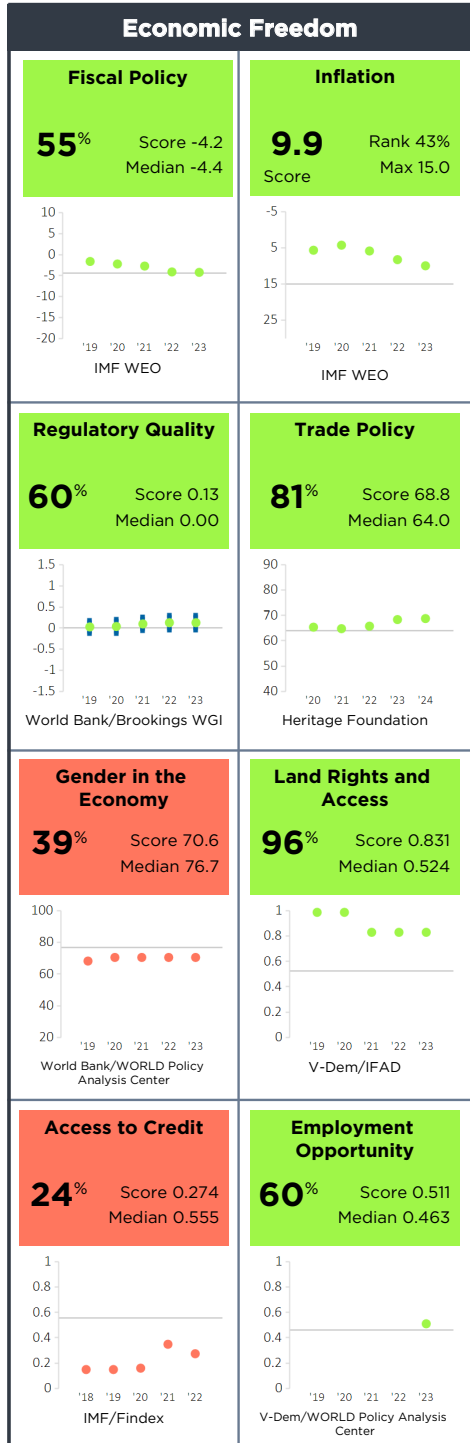
For more information regarding the Millennium Challenge Account Selection Process and these indicators, please consult MCC's website www.mcc.gov/selection

Madagascar FY25

Population 30,326,000
 GNI/Cap \$530
 Category GNI/Cap ≤ \$2,165

Half Scorecard Passed ✓
 Control of Corruption ✗
 Democratic Rights ✓

Madagascar



For more information regarding the Millennium Challenge Account Selection Process and these indicators, please consult MCC's website www.mcc.gov/selection

Malawi FY25

Population 20,932,000
 GNI/Cap \$640
 Category GNI/Cap ≤ \$2,165

Half Scorecard Passed ✓
 Control of Corruption ✓
 Democratic Rights ✓

Malawi

Economic Freedom

<h4>Fiscal Policy</h4> <p>2% Score -8.9 Median -4.4</p> <p>IMF WEO</p>	<h4>Inflation</h4> <p>28.8 Rank 18% Score Max 15.0</p> <p>IMF WEO</p>
<h4>Regulatory Quality</h4> <p>62% Score 0.15 Median 0.00</p> <p>World Bank/Brookings WGI</p>	<h4>Trade Policy</h4> <p>81% Score 68.8 Median 64.0</p> <p>Heritage Foundation</p>
<h4>Gender in the Economy</h4> <p>70% Score 82.2 Median 76.7</p> <p>World Bank/WORLD Policy Analysis Center</p>	<h4>Land Rights and Access</h4> <p>89% Score 0.772 Median 0.524</p> <p>V-Dem/IFAD</p>
<h4>Access to Credit</h4> <p>29% Score 0.348 Median 0.555</p> <p>IMF/Findex</p>	<h4>Employment Opportunity</h4> <p>66% Score 0.596 Median 0.463</p> <p>V-Dem/WORLD Policy Analysis Center</p>

Ruling Justly

<h4>Political Rights</h4> <p>29 Rank 94% Score Min 17</p> <p>Freedom House</p>	<h4>Civil Liberties</h4> <p>37 Rank 94% Score Min 25</p> <p>Freedom House</p>	<h4>Control of Corruption</h4> <p>72% Score 0.39 Median 0.00</p> <p>World Bank/Brookings WGI</p>
<h4>Government Effectiveness</h4> <p>55% Score 0.05 Median 0.00</p> <p>World Bank/Brookings WGI</p>	<h4>Rule of Law</h4> <p>98% Score 0.85 Median 0.00</p> <p>World Bank/Brookings WGI</p>	<h4>Freedom of Information</h4> <p>94% Score 68.5 Median 52.5</p> <p>RSF/Access Now/CLD</p>

Investing in People

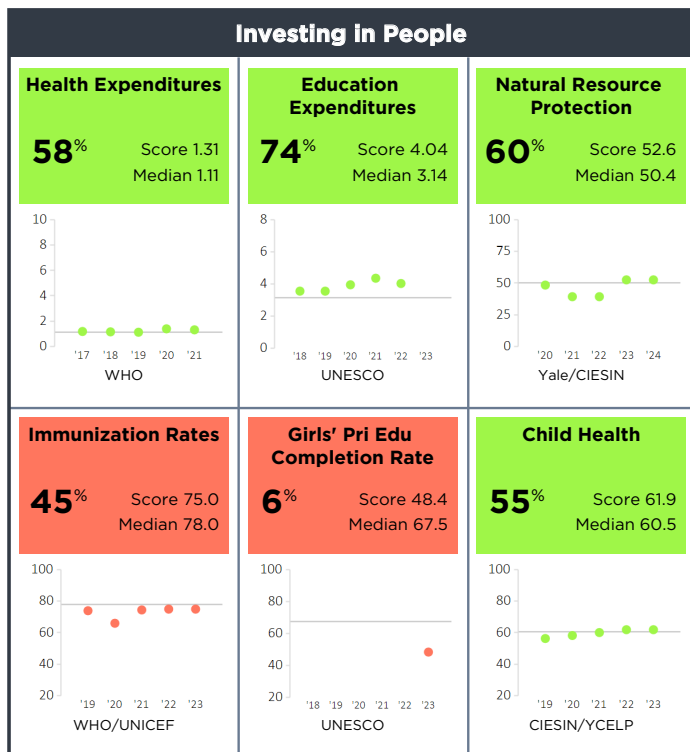
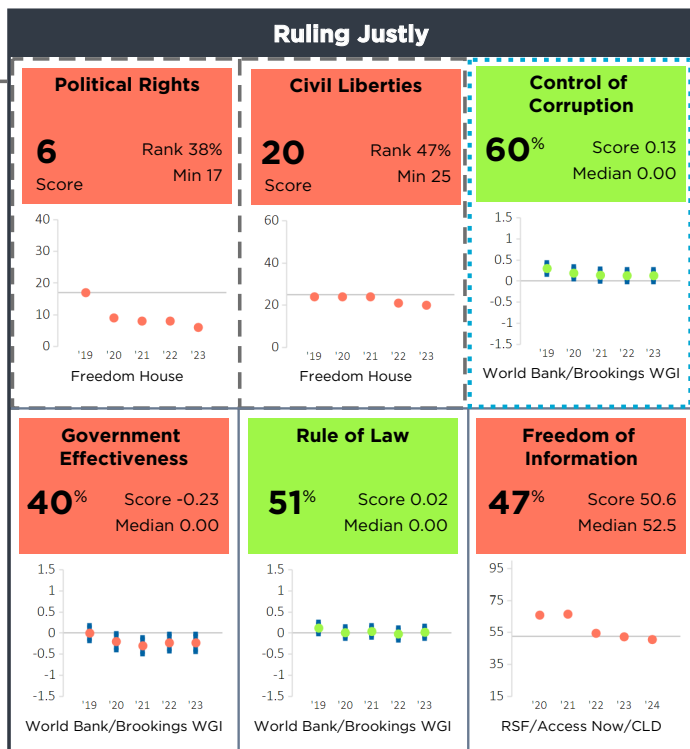
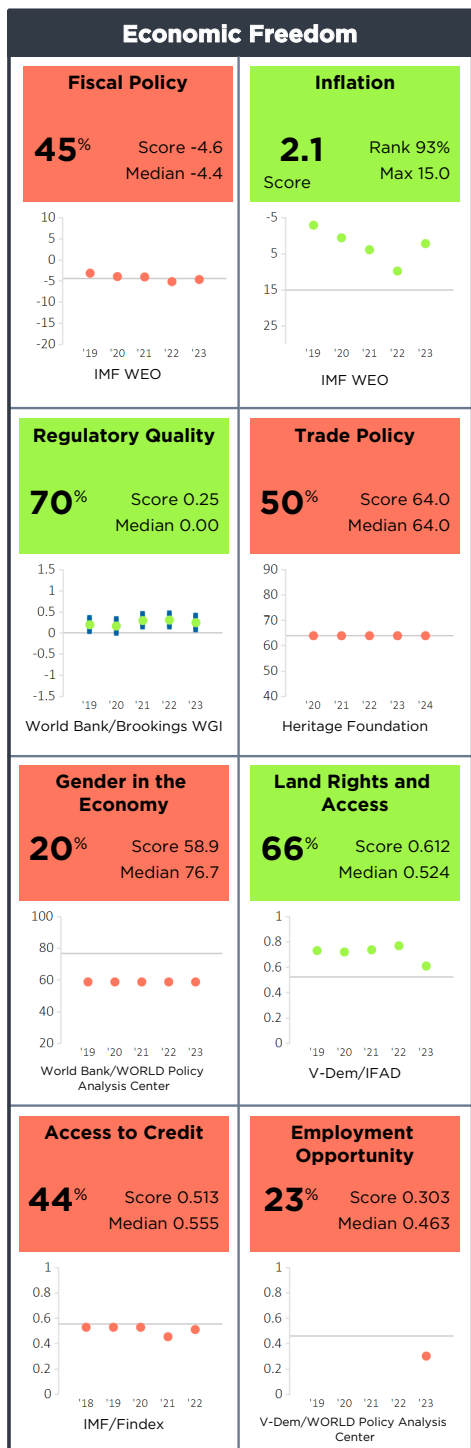
<h4>Health Expenditures</h4> <p>60% Score 1.36 Median 1.11</p> <p>WHO</p>	<h4>Education Expenditures</h4> <p>55% Score 3.32 Median 3.14</p> <p>UNESCO</p>	<h4>Natural Resource Protection</h4> <p>83% Score 60.1 Median 50.4</p> <p>Yale/CIESIN</p>
<h4>Immunization Rates</h4> <p>74% Score 89.0 Median 78.0</p> <p>WHO/UNICEF</p>	<h4>Girls' Pri Edu Completion Rate</h4> <p>62% Score 73.0 Median 67.5</p> <p>UNESCO</p>	<h4>Child Health</h4> <p>68% Score 69.1 Median 60.5</p> <p>CIESIN/YCELP</p>

For more information regarding the Millennium Challenge Account Selection Process and these indicators, please consult MCC's website www.mcc.gov/selection

Mali FY25

Population 23,294,000
 GNI/Cap \$860
 Category GNI/Cap ≤ \$2,165

Half Scorecard Passed **X**
 Control of Corruption **✓**
 Democratic Rights **X**



For more information regarding the Millennium Challenge Account Selection Process and these indicators, please consult MCC's website www.mcc.gov/selection

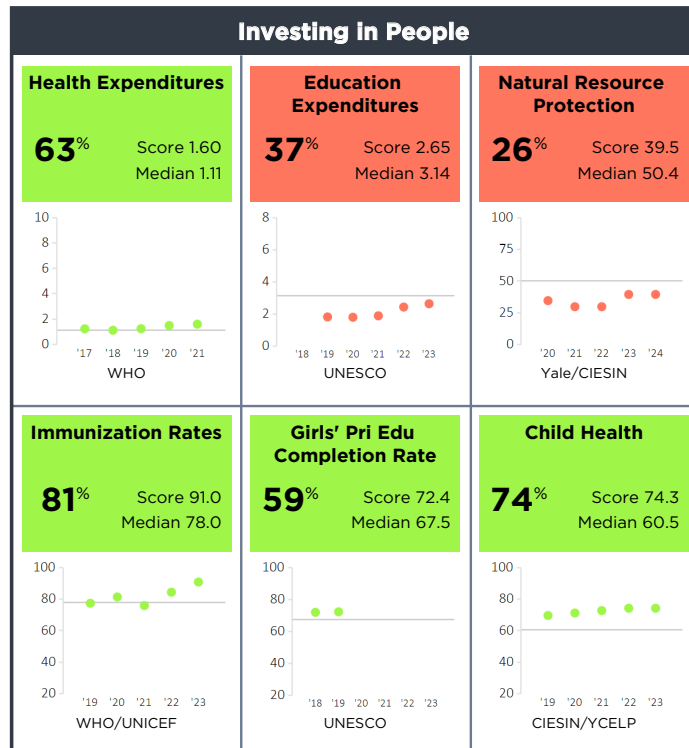
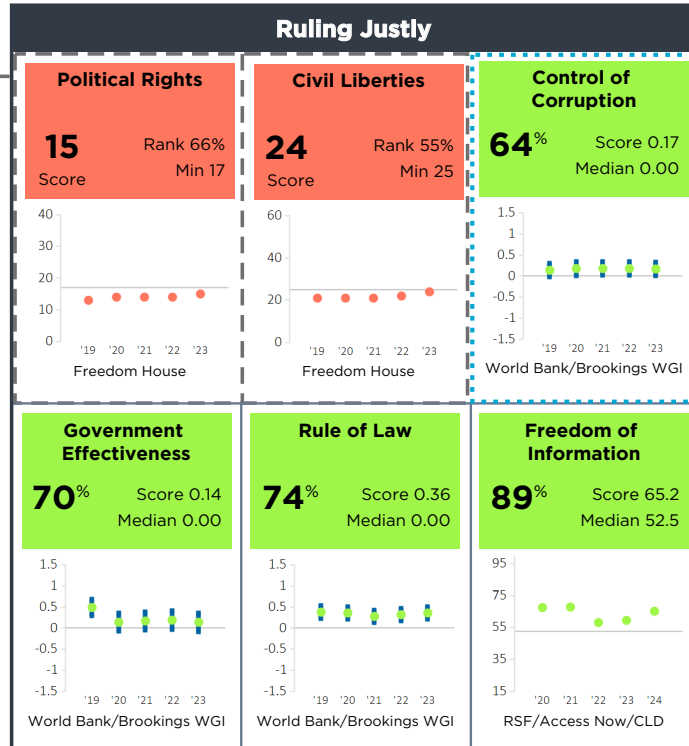
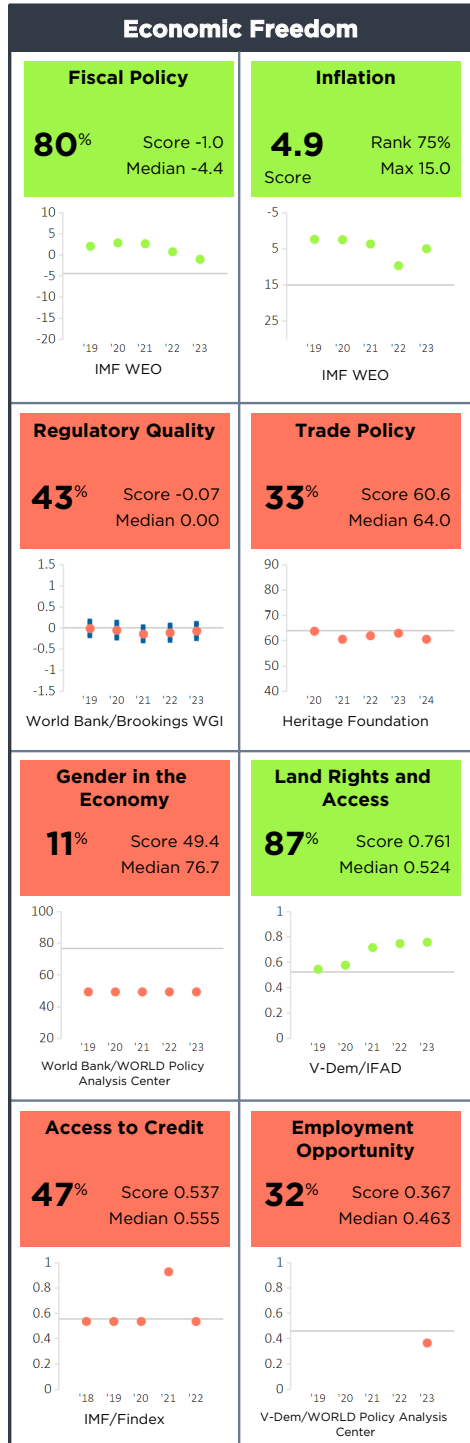


Mauritania FY25

Population 4,863,000
 GNI/Cap \$2,150
 Category GNI/Cap ≤ \$2,165

Half Scorecard Passed
 Control of Corruption
 Democratic Rights

Mauritania



For more information regarding the Millennium Challenge Account Selection Process and these indicators, please consult MCC's website www.mcc.gov/selection

Mozambique FY25

Population 33,897,000
 GNI/Cap \$530
 Category GNI/Cap ≤ \$2,165

Half Scorecard Passed
 Control of Corruption
 Democratic Rights



For more information regarding the Millennium Challenge Account Selection Process and these indicators, please consult MCC's website www.mcc.gov/selection

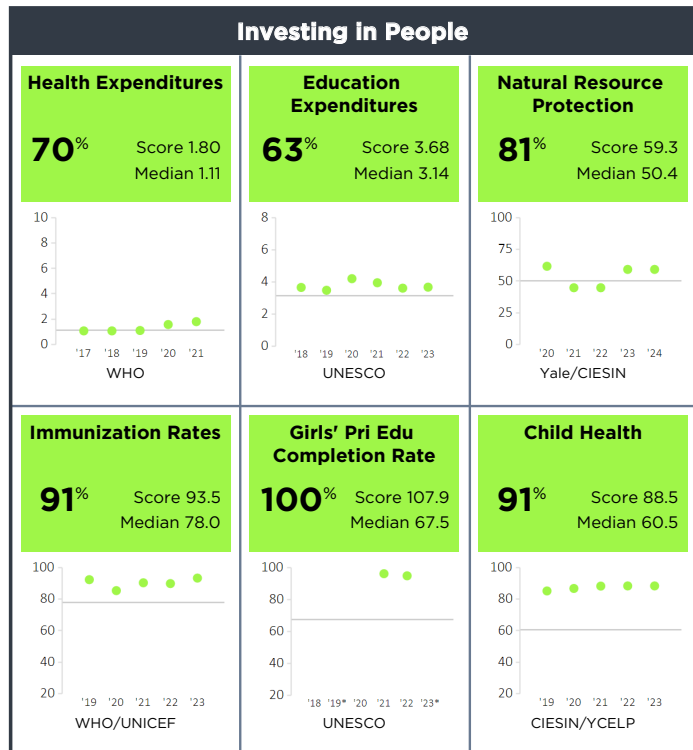
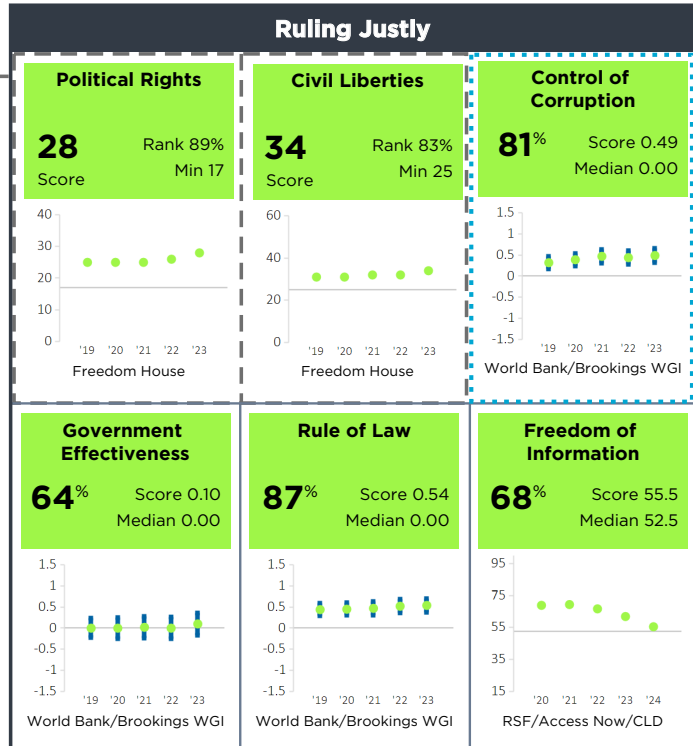
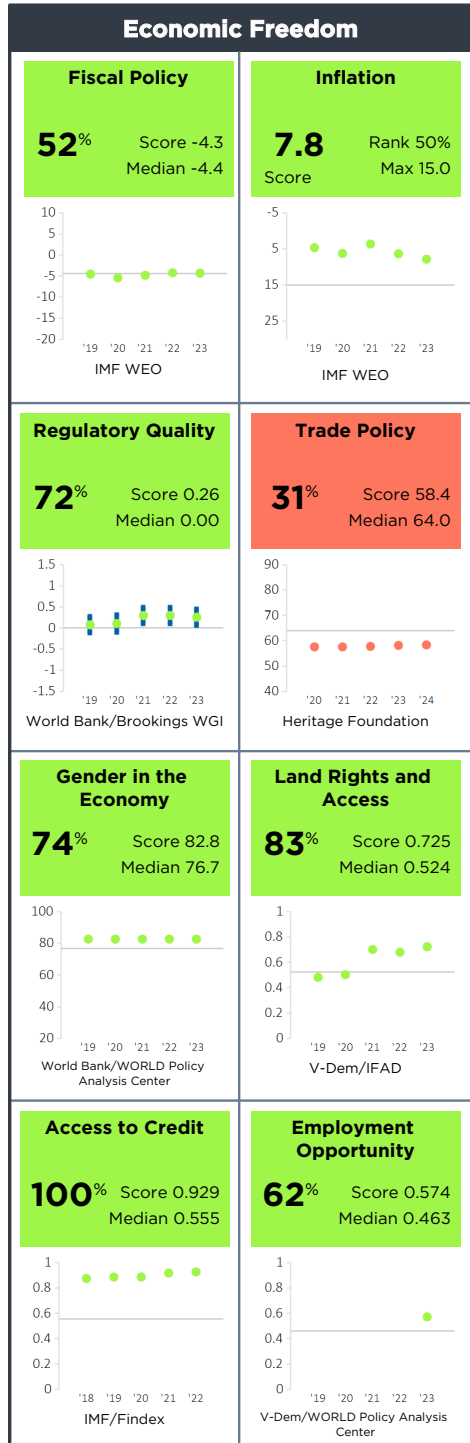
Mozambique

Nepal FY25

Population 30,897,000
 GNI/Cap \$1,370
 Category GNI/Cap ≤ \$2,165

Half Scorecard Passed ✓
 Control of Corruption ✓
 Democratic Rights ✓

Nepal



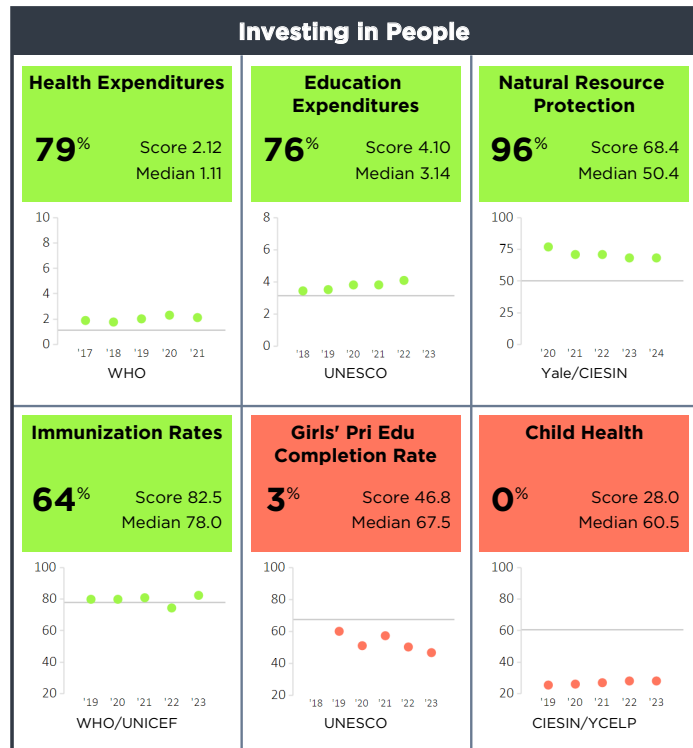
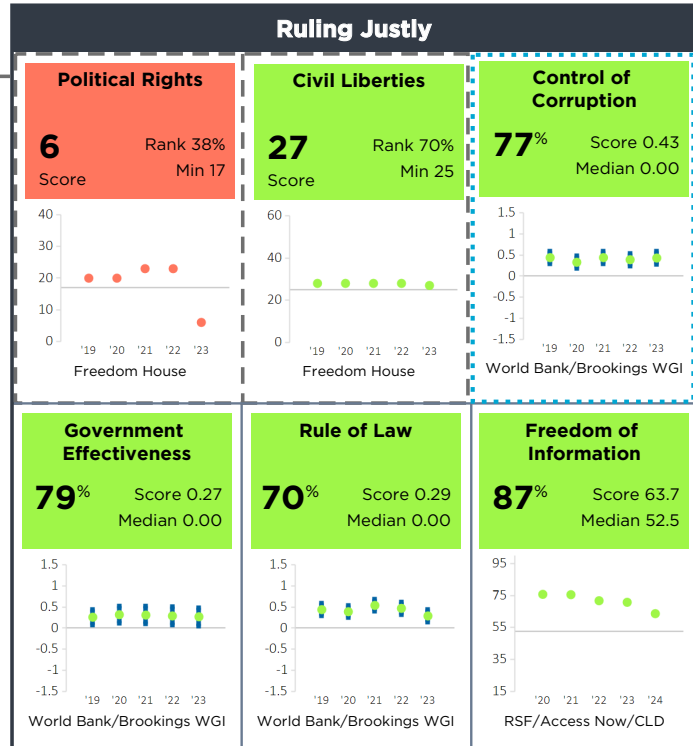
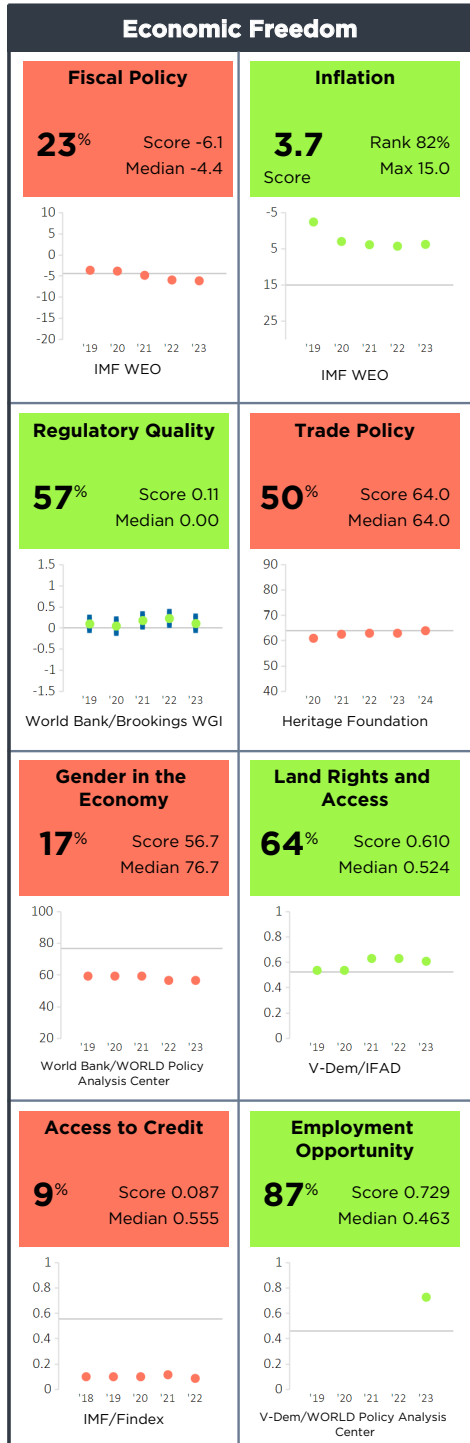
For more information regarding the Millennium Challenge Account Selection Process and these indicators, please consult MCC's website www.mcc.gov/selection

* Indicates the country has a score this year, but the score is outside the range of scores shown on the chart.

Niger FY25

Population 27,203,000
 GNI/Cap \$600
 Category GNI/Cap ≤ \$2,165

Half Scorecard Passed
 Control of Corruption
 Democratic Rights



For more information regarding the Millennium Challenge Account Selection Process and these indicators, please consult MCC's website www.mcc.gov/selection

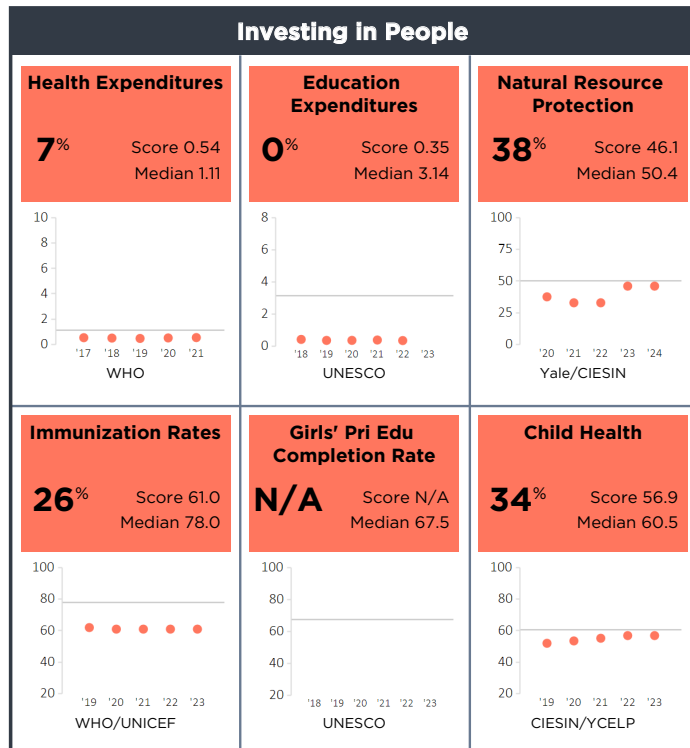
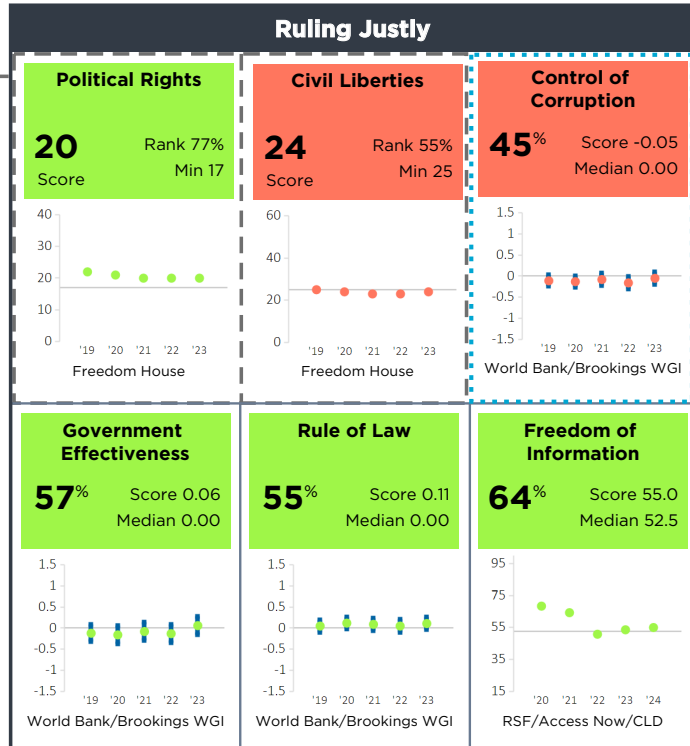
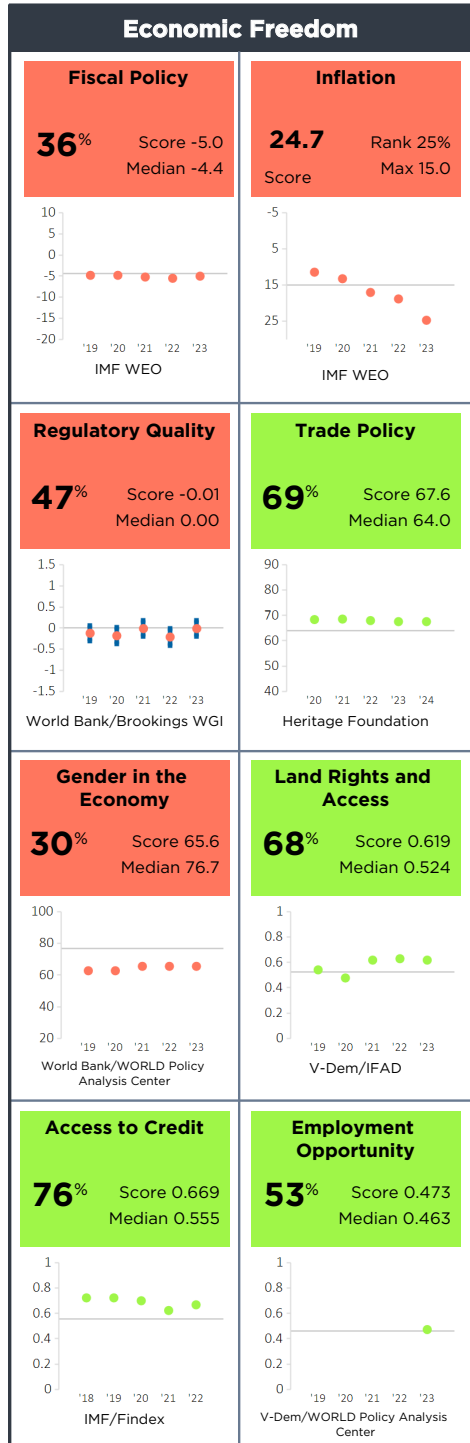
Niger

Nigeria FY25

Population 223,805,000
 GNI/Cap \$1,930
 Category GNI/Cap ≤ \$2,165

Half Scorecard Passed **X**
 Control of Corruption **X**
 Democratic Rights **✓**

Nigeria



For more information regarding the Millennium Challenge Account Selection Process and these indicators, please consult MCC's website www.mcc.gov/selection

Korea, Dem. Rep. FY25

Population 26,161,000

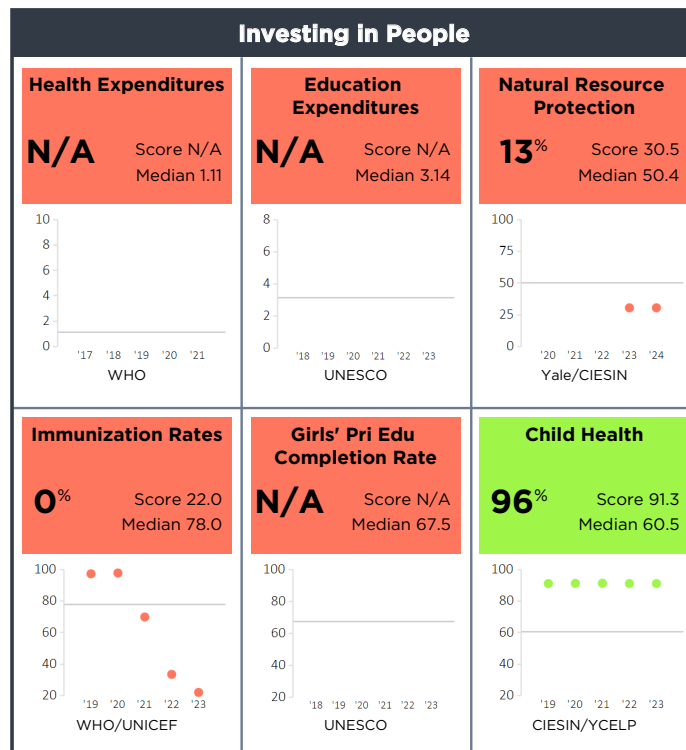
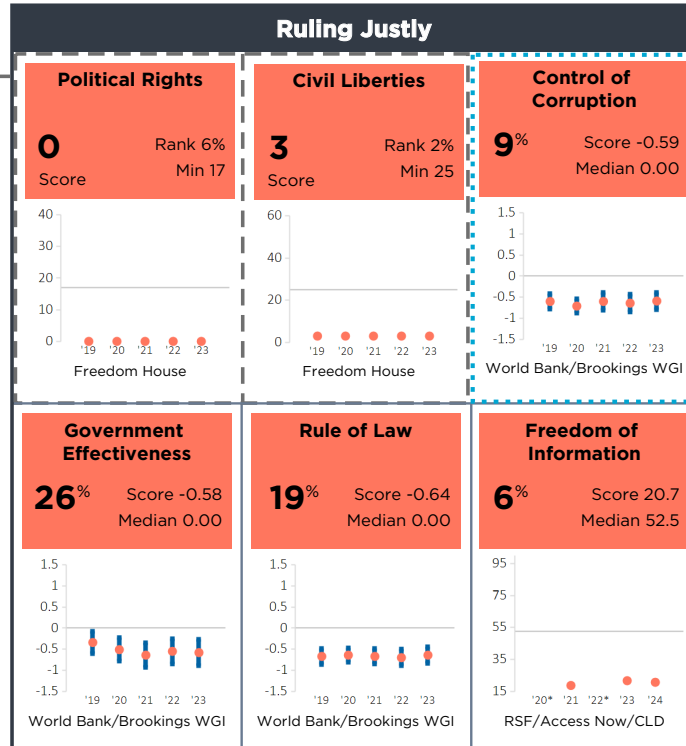
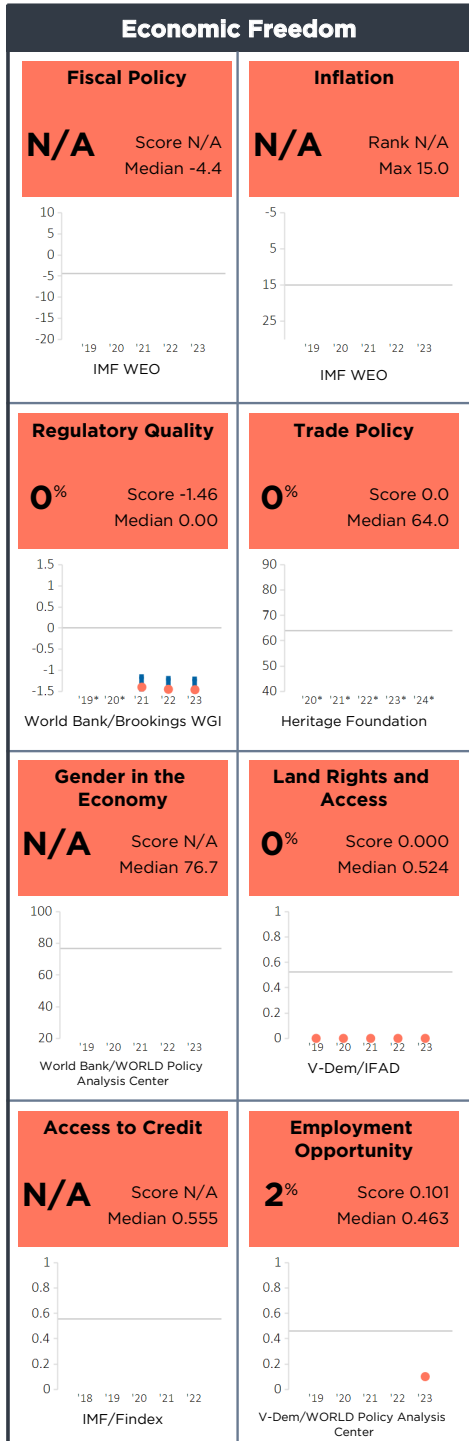
GNI/Cap

Category GNI/Cap ≤ \$2,165

Half Scorecard Passed **X**

Control of Corruption **X**

Democratic Rights **X**



North Korea

For more information regarding the Millennium Challenge Account Selection Process and these indicators, please consult MCC's website www.mcc.gov/selection

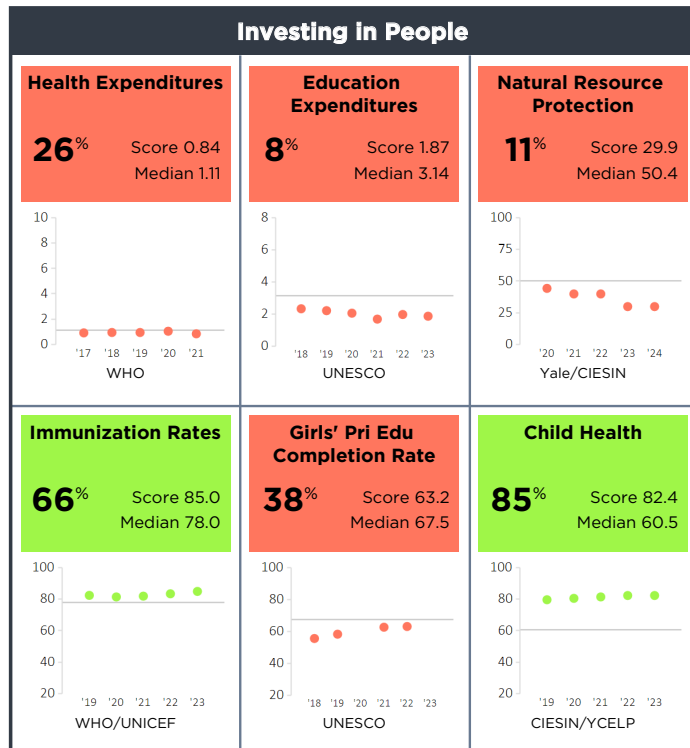
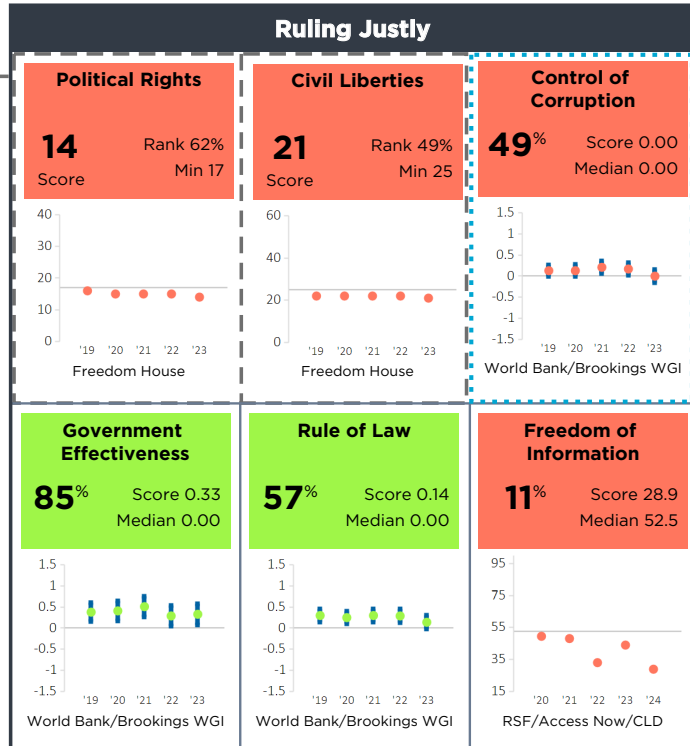
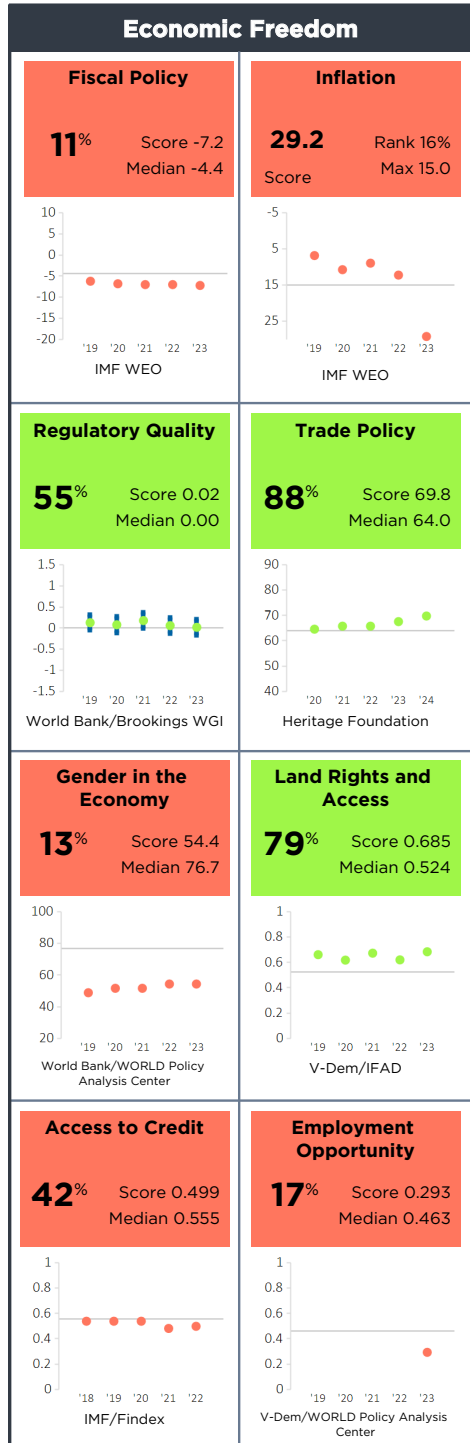
* Indicates the country has a score this year, but the score is outside the range of scores shown on the chart.

Pakistan FY25

Population 240,486,000
 GNI/Cap \$1,500
 Category GNI/Cap ≤ \$2,165

Half Scorecard Passed **X**
 Control of Corruption **X**
 Democratic Rights **X**

Pakistan

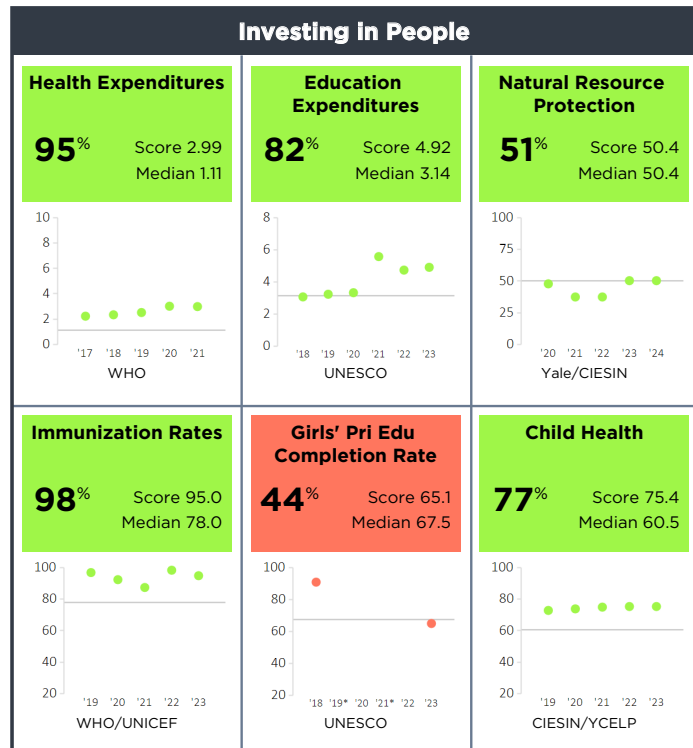
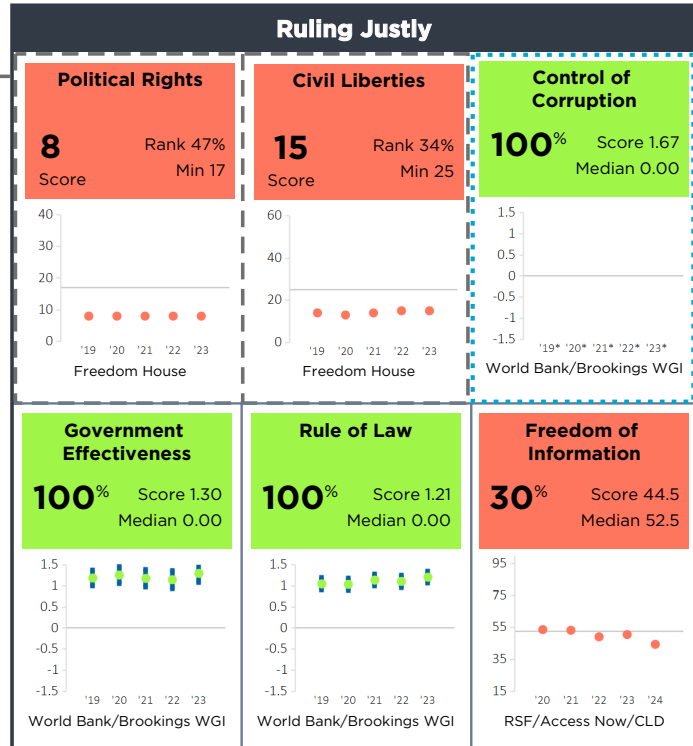
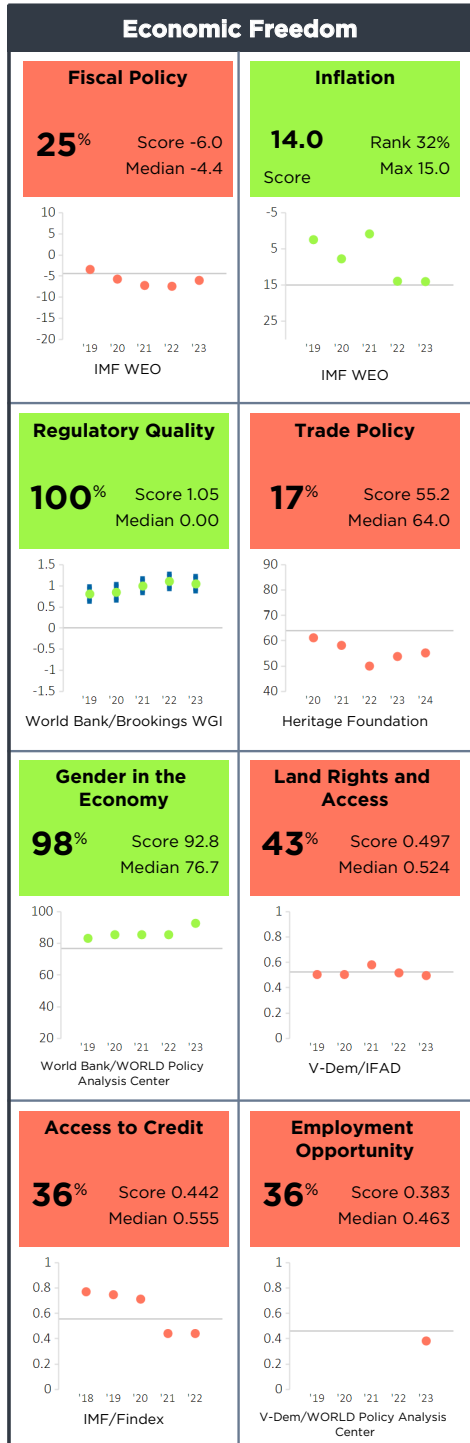


For more information regarding the Millennium Challenge Account Selection Process and these indicators, please consult MCC's website www.mcc.gov/selection

Rwanda FY25

Population 14,095,000
 GNI/Cap \$980
 Category GNI/Cap ≤ \$2,165

Half Scorecard Passed
 Control of Corruption
 Democratic Rights



For more information regarding the Millennium Challenge Account Selection Process and these indicators, please consult MCC's website www.mcc.gov/selection

* Indicates the country has a score this year, but the score is outside the range of scores shown on the chart.

Rwanda

Senegal FY25

Population 17,763,000
 GNI/Cap \$1,660
 Category GNI/Cap ≤ \$2,165

Half Scorecard Passed ✓
 Control of Corruption ✓
 Democratic Rights ✓

Senegal

Economic Freedom

Fiscal Policy 27% Score -5.9 Median -4.4 <p>IMF WEO</p>	Inflation 5.9 Rank 68% Score Max 15.0 <p>IMF WEO</p>
Regulatory Quality 96% Score 0.58 Median 0.00 <p>World Bank/Brookings WGI</p>	Trade Policy 67% Score 67.2 Median 64.0 <p>Heritage Foundation</p>
Gender in the Economy 43% Score 73.3 Median 76.7 <p>World Bank/WORLD Policy Analysis Center</p>	Land Rights and Access 55% Score 0.543 Median 0.524 <p>V-Dem/IFAD</p>
Access to Credit 87% Score 0.780 Median 0.555 <p>IMF/Findex</p>	Employment Opportunity 77% Score 0.617 Median 0.463 <p>V-Dem/WORLD Policy Analysis Center</p>

Ruling Justly

Political Rights 28 Rank 89% Score Min 17 <p>Freedom House</p>	Civil Liberties 39 Rank 96% Score Min 25 <p>Freedom House</p>	Control of Corruption 98% Score 1.05 Median 0.00 <p>World Bank/Brookings WGI</p>
Government Effectiveness 98% Score 0.98 Median 0.00 <p>World Bank/Brookings WGI</p>	Rule of Law 96% Score 0.73 Median 0.00 <p>World Bank/Brookings WGI</p>	Freedom of Information 34% Score 46.4 Median 52.5 <p>RSF/Access Now/CLD</p>

Investing in People

Health Expenditures 51% Score 1.12 Median 1.11 <p>WHO</p>	Education Expenditures 89% Score 5.99 Median 3.14 <p>UNESCO</p>	Natural Resource Protection 79% Score 58.9 Median 50.4 <p>Yale/CIESIN</p>
Immunization Rates 53% Score 79.5 Median 78.0 <p>WHO/UNICEF</p>	Girls' Pri Edu Completion Rate 56% Score 69.4 Median 67.5 <p>UNESCO</p>	Child Health 79% Score 78.1 Median 60.5 <p>CIESIN/YCELP</p>

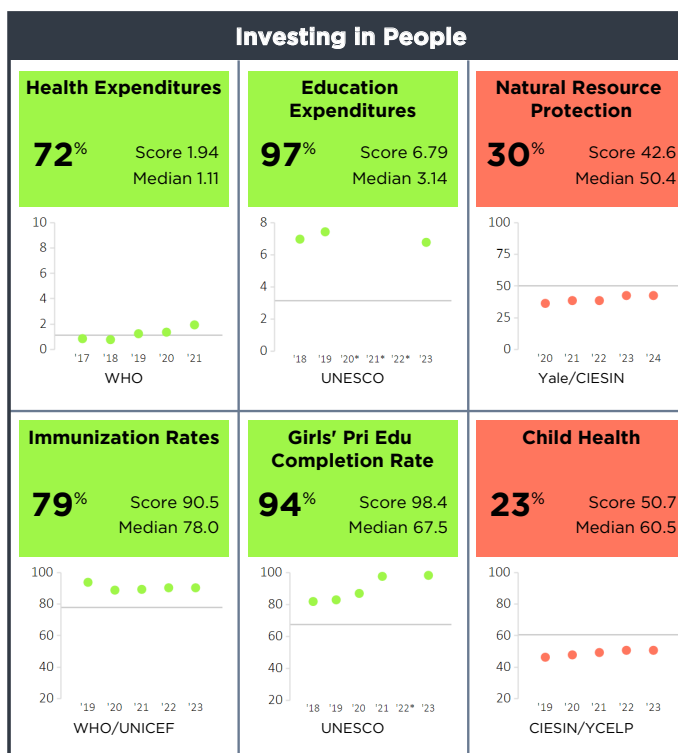
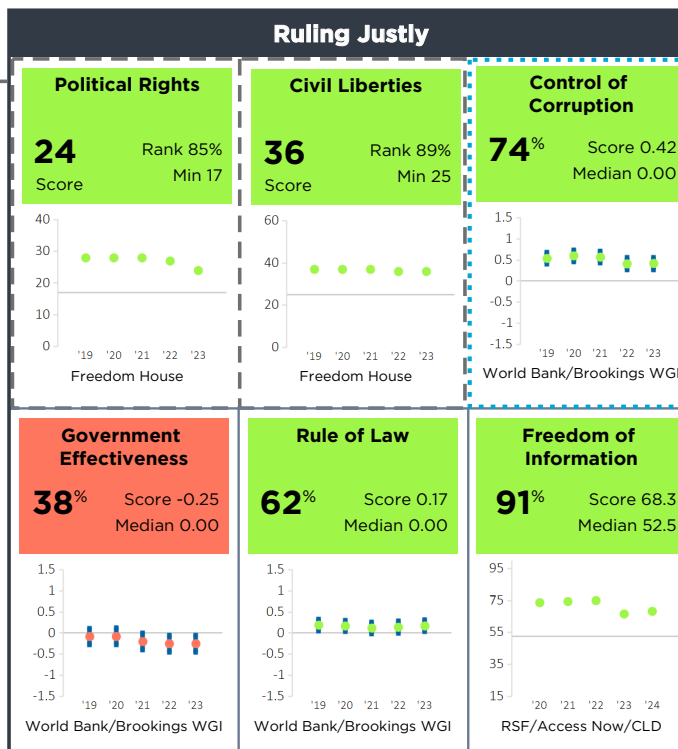
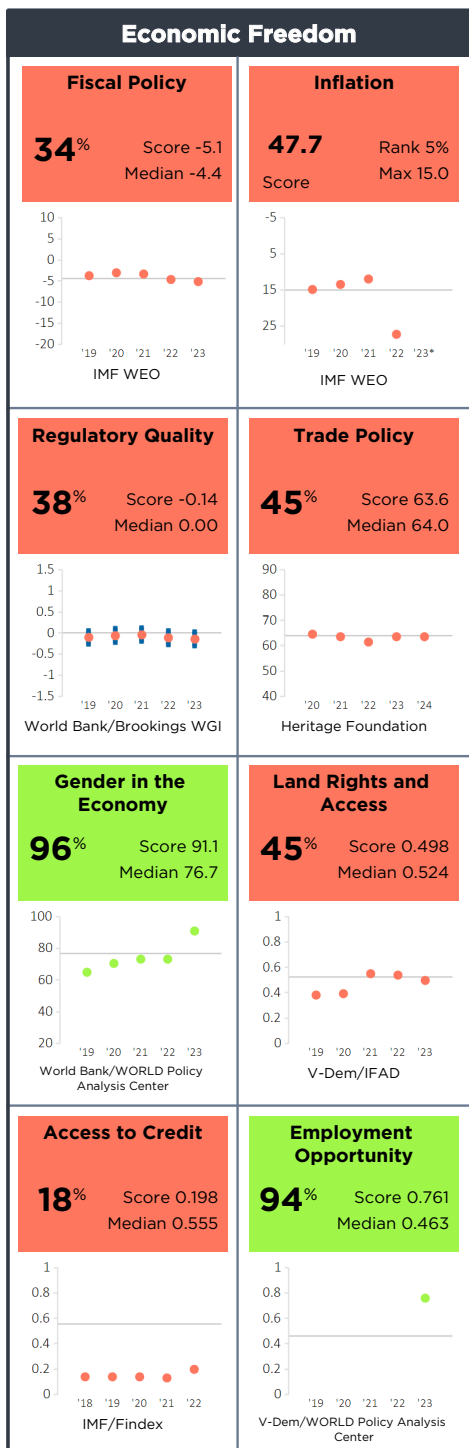
For more information regarding the Millennium Challenge Account Selection Process and these indicators, please consult MCC's website www.mcc.gov/selection

Sierra Leone FY25

Population 8,791,000
 GNI/Cap \$560
 Category GNI/Cap ≤ \$2,165

Half Scorecard Passed
 Control of Corruption
 Democratic Rights

Sierra Leone



For more information regarding the Millennium Challenge Account Selection Process and these indicators, please consult MCC's website www.mcc.gov/selection

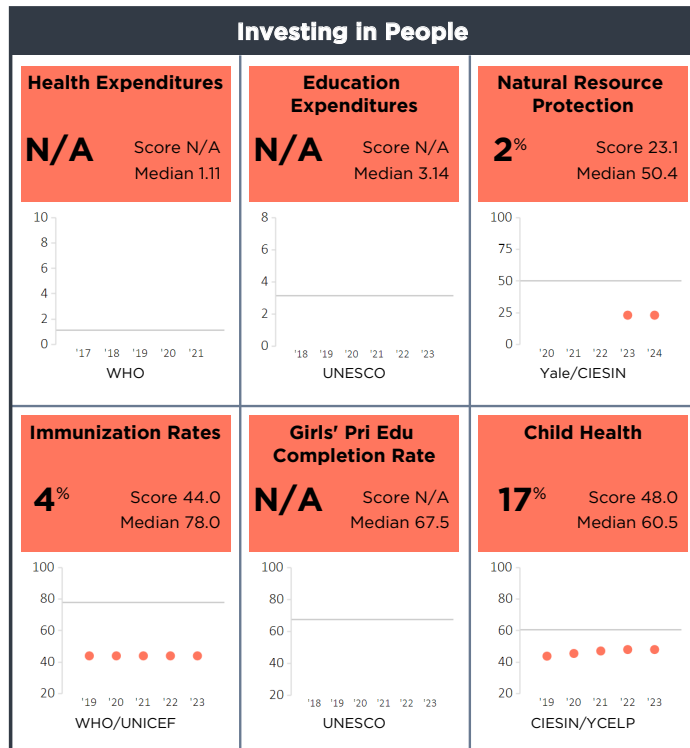
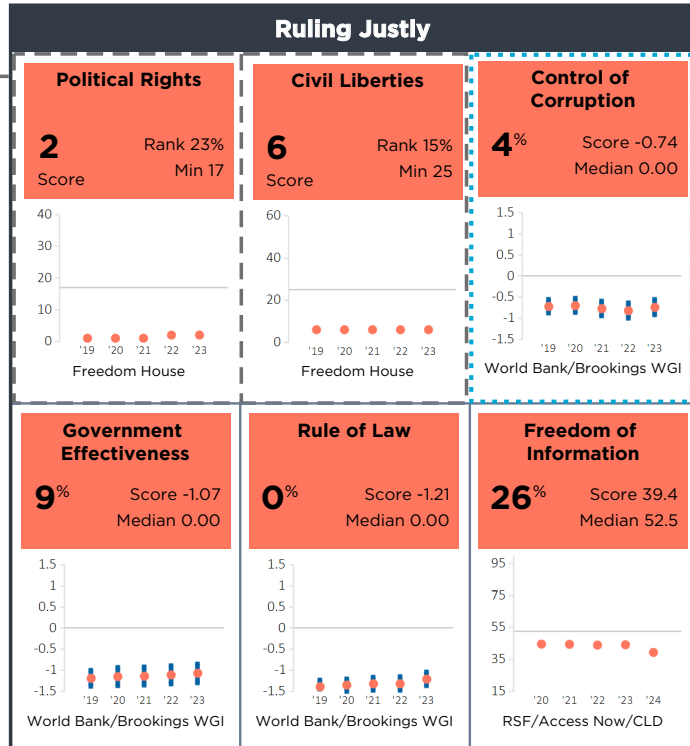
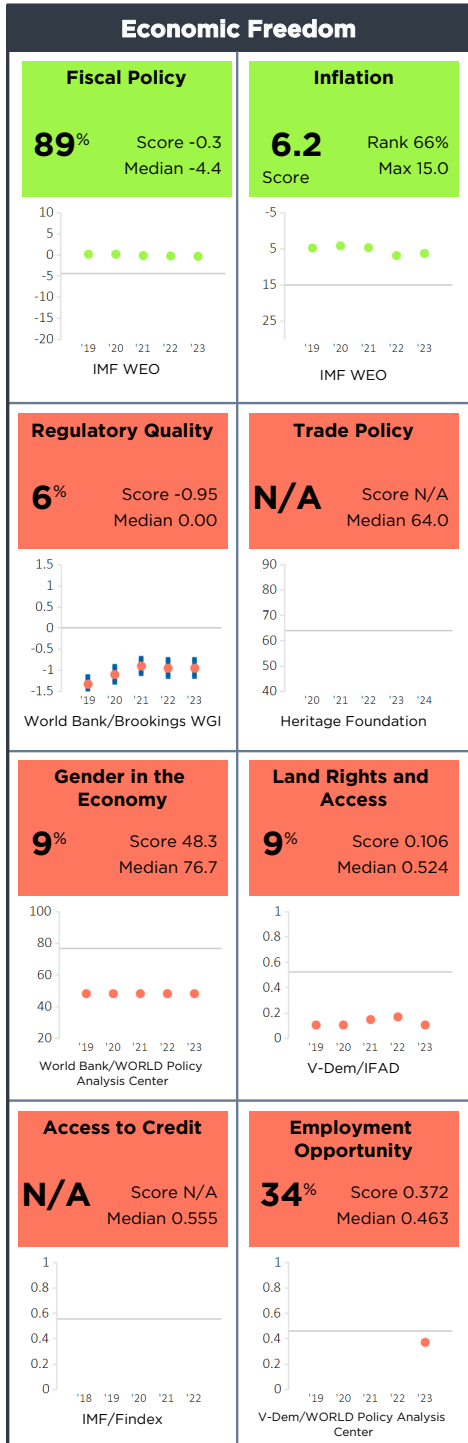
* Indicates the country has a score this year, but the score is outside the range of scores shown on the chart.

Somalia FY25

Population 18,143,000
 GNI/Cap \$610
 Category GNI/Cap ≤ \$2,165

Half Scorecard Passed **X**
 Control of Corruption **X**
 Democratic Rights **X**

Somalia



For more information regarding the Millennium Challenge Account Selection Process and these indicators, please consult MCC's website www.mcc.gov/selection

South Sudan FY25

Population 11,089,000

GNI/Cap

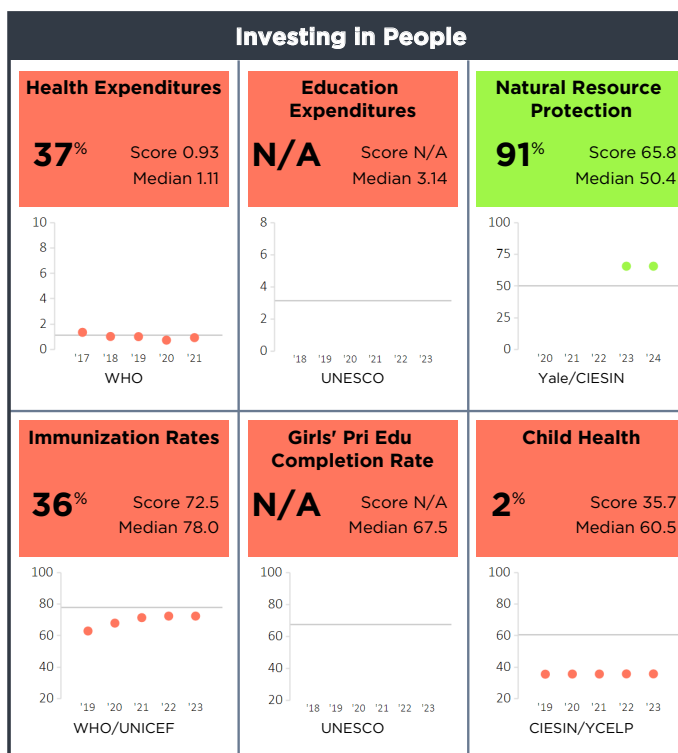
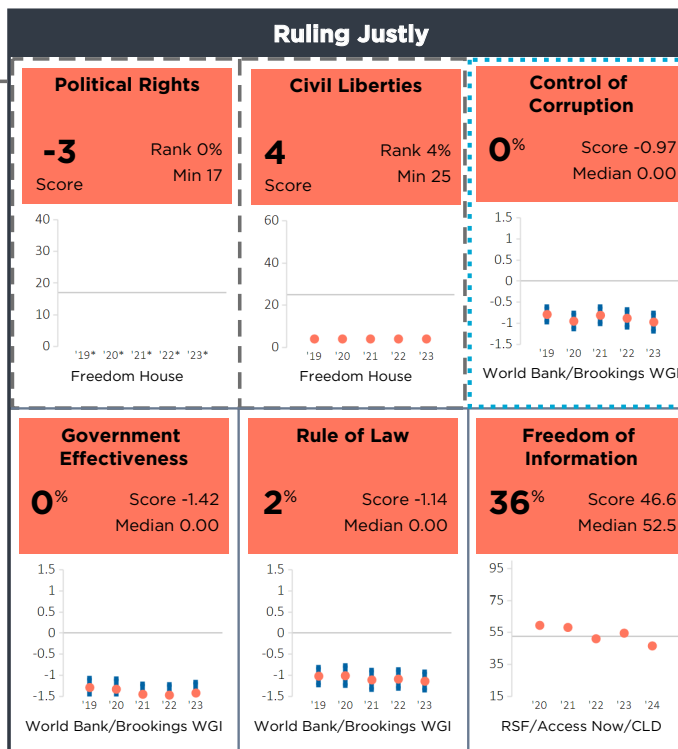
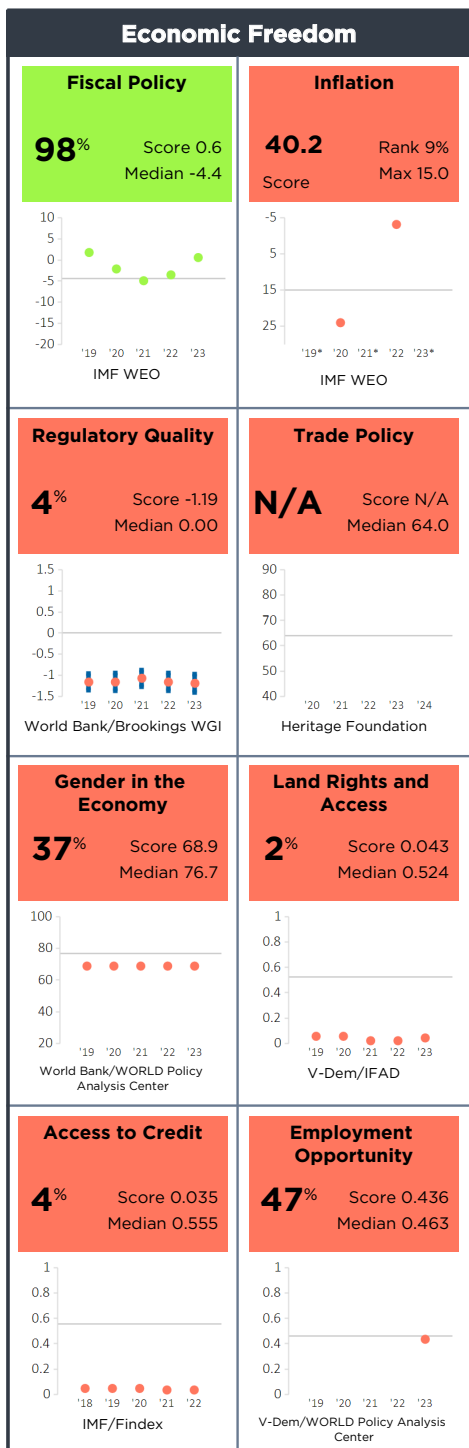
Category GNI/Cap ≤ \$2,165

Half Scorecard Passed **X**

Control of Corruption **X**

Democratic Rights **X**

South Sudan



For more information regarding the Millennium Challenge Account Selection Process and these indicators, please consult MCC's website www.mcc.gov/selection

* Indicates the country has a score this year, but the score is outside the range of scores shown on the chart.

Sudan FY25

Population 48,109,000
 GNI/Cap \$990
 Category GNI/Cap ≤ \$2,165

Half Scorecard Passed **X**
 Control of Corruption **X**
 Democratic Rights **X**

Sudan

Economic Freedom

Fiscal Policy 68% Score -2.0 Median -4.4 IMF WEO	Inflation 77.2 Rank 2% Score Max 15.0 IMF WEO
Regulatory Quality 13% Score -0.68 Median 0.00 World Bank/Brookings WGI	Trade Policy 2% Score 29.6 Median 64.0 Heritage Foundation
Gender in the Economy 4% Score 31.1 Median 76.7 World Bank/WORLD Policy Analysis Center	Land Rights and Access 17% Score 0.186 Median 0.524 V-Dem/IFAD
Access to Credit 40% Score 0.488 Median 0.555 IMF/Findex	Employment Opportunity 13% Score 0.229 Median 0.463 V-Dem/WORLD Policy Analysis Center

Ruling Justly

Political Rights -3 Rank 0% Score Min 17 Freedom House	Civil Liberties 9 Rank 19% Score Min 25 Freedom House	Control of Corruption 13% Score -0.51 Median 0.00 World Bank/Brookings WGI
Government Effectiveness 11% Score -1.07 Median 0.00 World Bank/Brookings WGI	Rule of Law 13% Score -0.67 Median 0.00 World Bank/Brookings WGI	Freedom of Information 19% Score 36.7 Median 52.5 RSF/Access Now/CLD

Investing in People

Health Expenditures 23% Score 0.77 Median 1.11 WHO	Education Expenditures N/A Score N/A Median 3.14 UNESCO	Natural Resource Protection 34% Score 43.9 Median 50.4 Yale/CIESIN
Immunization Rates 11% Score 51.0 Median 78.0 WHO/UNICEF	Girls' Pri Edu Completion Rate 41% Score 64.3 Median 67.5 UNESCO	Child Health 51% Score 60.5 Median 60.5 CIESIN/YCELP

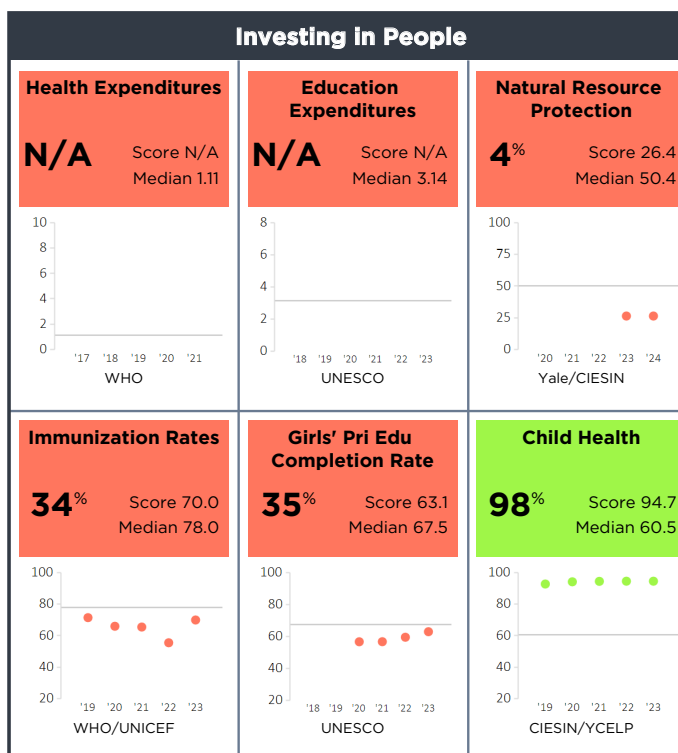
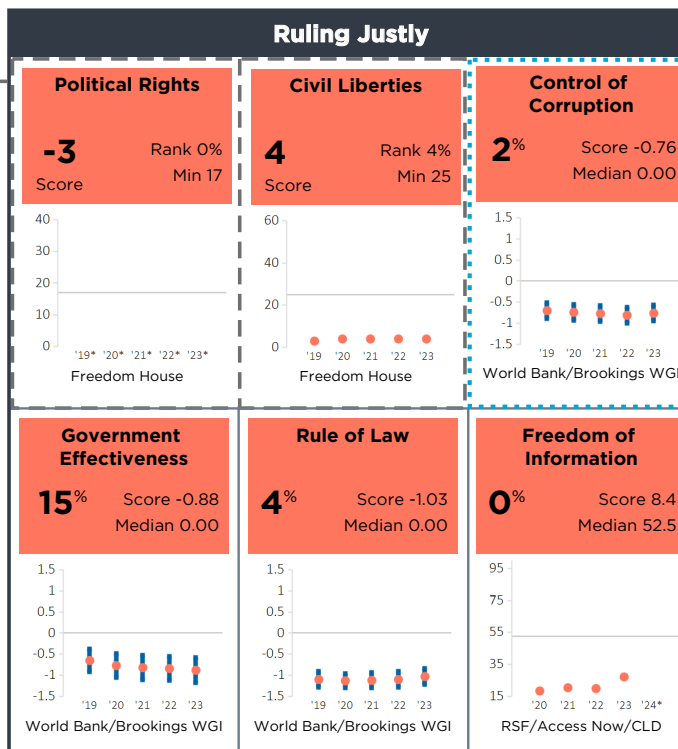
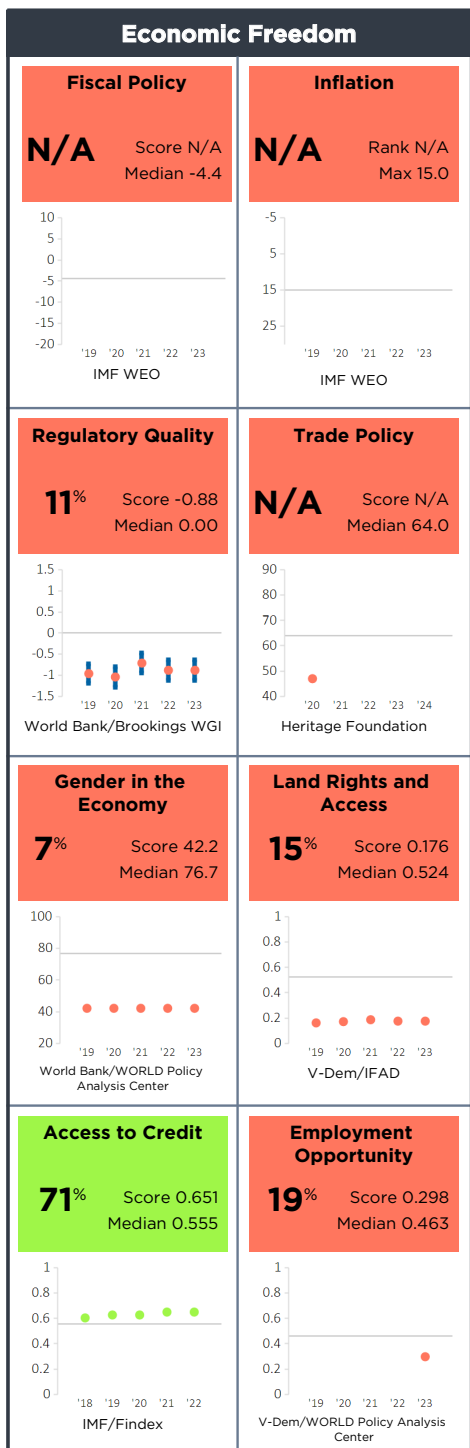
For more information regarding the Millennium Challenge Account Selection Process and these indicators, please consult MCC's website www.mcc.gov/selection

* Indicates the country has a score this year, but the score is outside the range of scores shown on the chart.

Syrian Arab Republic FY25

Population 23,227,000
 GNI/Cap \$560
 Category GNI/Cap ≤ \$2,165

Half Scorecard Passed **X**
 Control of Corruption **X**
 Democratic Rights **X**



For more information regarding the Millennium Challenge Account Selection Process and these indicators, please consult MCC's website www.mcc.gov/selection

* Indicates the country has a score this year, but the score is outside the range of scores shown on the chart.

Syrian Arab Republic

Tajikistan FY25

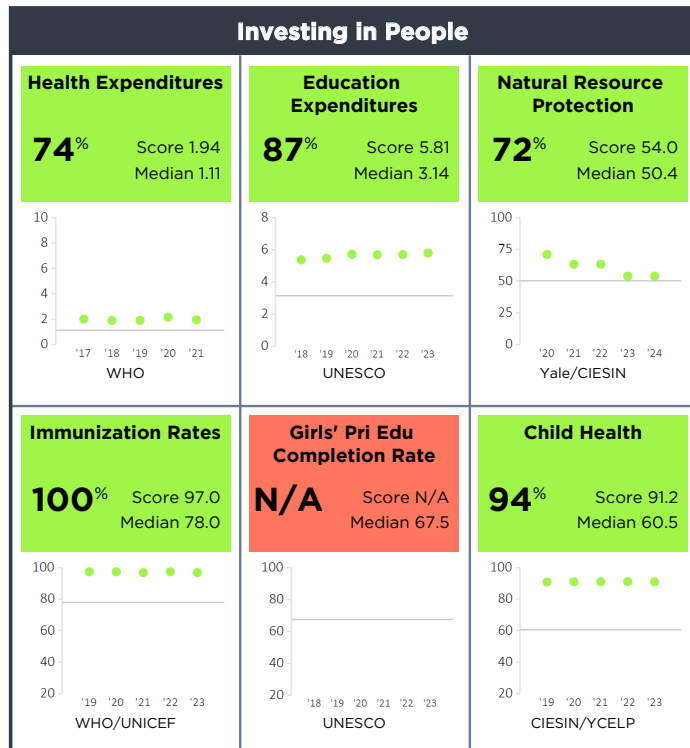
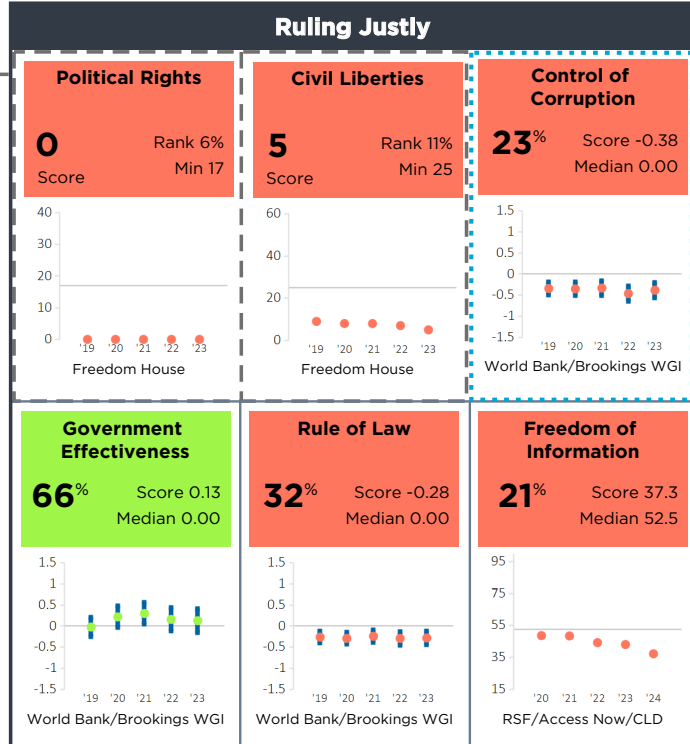
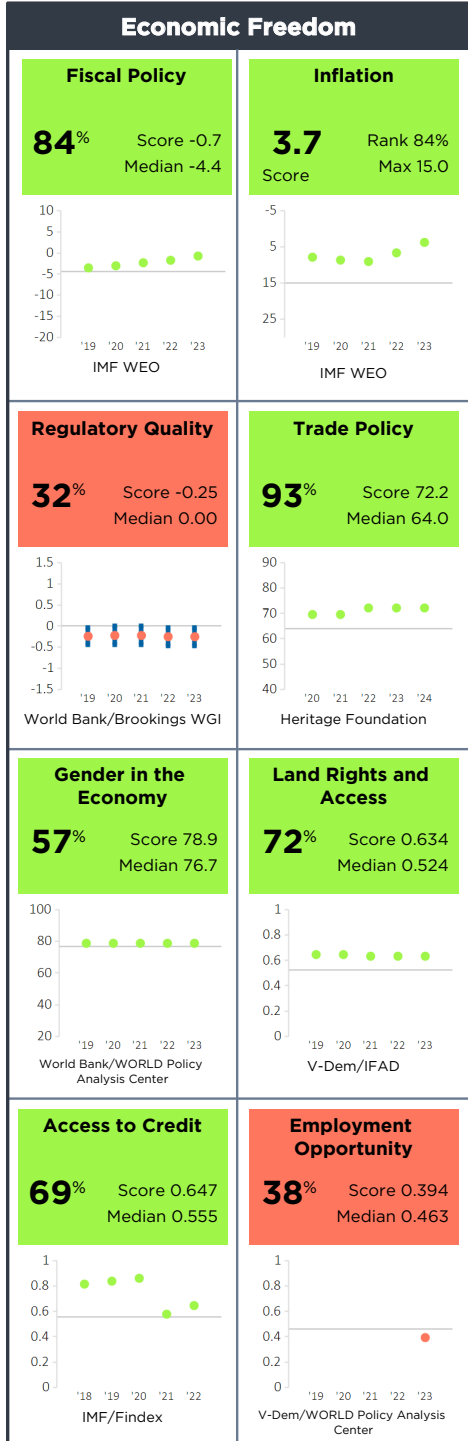
Population 10,144,000
 GNI/Cap \$1,440
 Category GNI/Cap ≤ \$2,165

Half Scorecard Passed ✓

Control of Corruption X

Democratic Rights X

Tajikistan

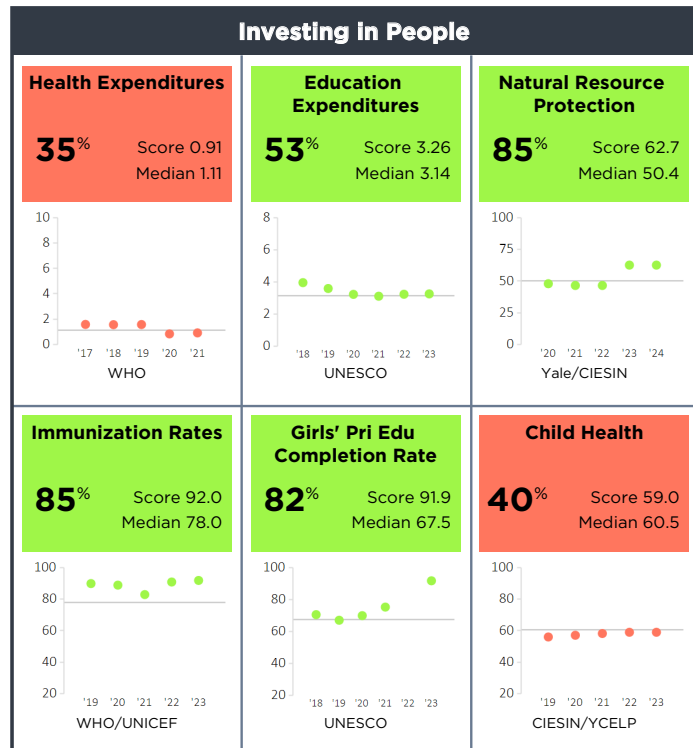
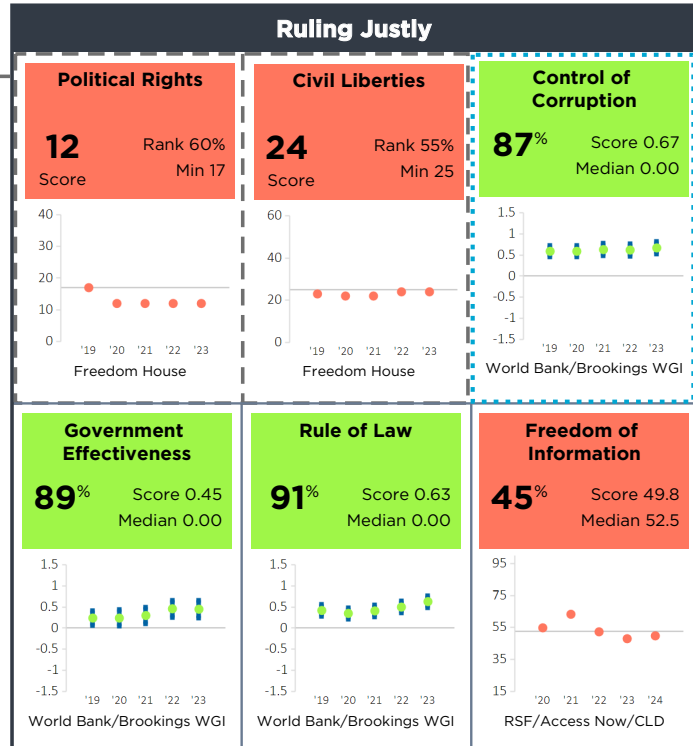
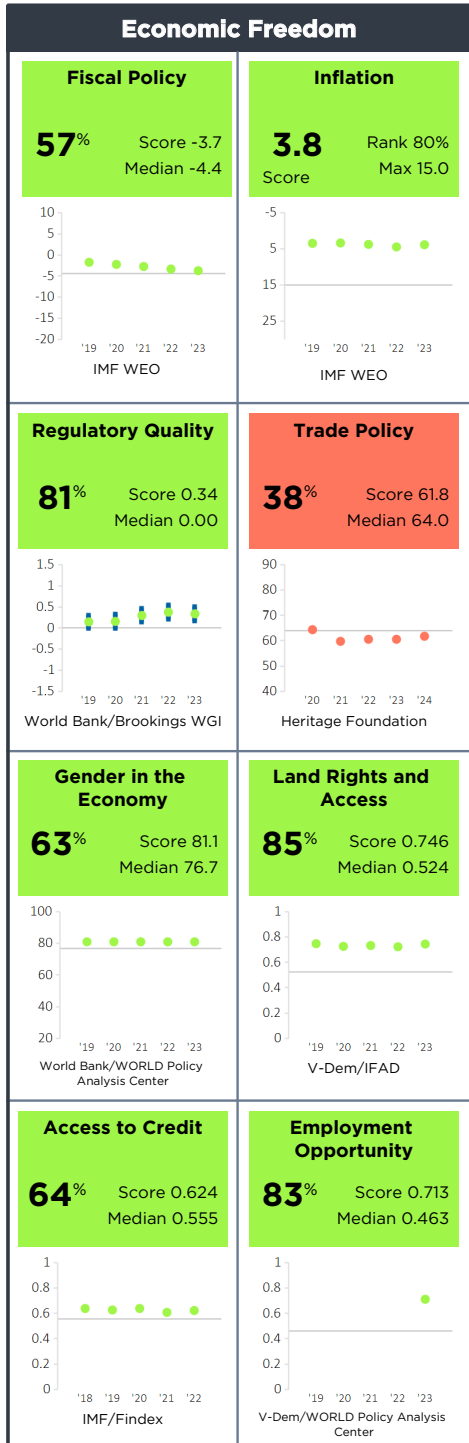


For more information regarding the Millennium Challenge Account Selection Process and these indicators, please consult MCC's website www.mcc.gov/selection

Tanzania FY25

Population 67,438,000
 GNI/Cap \$1,210
 Category GNI/Cap ≤ \$2,165

Half Scorecard Passed
 Control of Corruption
 Democratic Rights



For more information regarding the Millennium Challenge Account Selection Process and these indicators, please consult MCC's website www.mcc.gov/selection

Tanzania

Timor-Leste FY25

Population 1,361,000
 GNI/Cap \$2,140
 Category GNI/Cap ≤ \$2,165

Half Scorecard Passed
 Control of Corruption
 Democratic Rights

Timor-Leste

Economic Freedom

Fiscal Policy 0% Score -27.2 Median -4.4 <p>IMF WEO</p>	Inflation 8.4 Rank 48% Score Max 15.0 <p>IMF WEO</p>
Regulatory Quality 89% Score 0.44 Median 0.00 <p>World Bank/Brookings WGI</p>	Trade Policy 100% Score 80.0 Median 64.0 <p>Heritage Foundation</p>
Gender in the Economy 76% Score 83.3 Median 76.7 <p>World Bank/WORLD Policy Analysis Center</p>	Land Rights and Access 57% Score 0.553 Median 0.524 <p>V-Dem/IFAD</p>
Access to Credit 89% Score 0.791 Median 0.555 <p>IMF/Findex</p>	Employment Opportunity 85% Score 0.718 Median 0.463 <p>V-Dem/WORLD Policy Analysis Center</p>

Ruling Justly

Political Rights 33 Rank 100% Score Min 17 <p>Freedom House</p>	Civil Liberties 39 Rank 96% Score Min 25 <p>Freedom House</p>	Control of Corruption 91% Score 0.77 Median 0.00 <p>World Bank/Brookings WGI</p>
Government Effectiveness 60% Score 0.07 Median 0.00 <p>World Bank/Brookings WGI</p>	Rule of Law 60% Score 0.17 Median 0.00 <p>World Bank/Brookings WGI</p>	Freedom of Information 100% Score 82.9 Median 52.5 <p>RSF/Access Now/CLD</p>

Investing in People

Health Expenditures 100% Score 7.26 Median 1.11 <p>WHO</p>	Education Expenditures 45% Score 2.97 Median 3.14 <p>UNESCO</p>	Natural Resource Protection 49% Score 50.3 Median 50.4 <p>Yale/CIESIN</p>
Immunization Rates 49% Score 77.5 Median 78.0 <p>WHO/UNICEF</p>	Girls' Pri Edu Completion Rate 88% Score 93.1 Median 67.5 <p>UNESCO</p>	Child Health 81% Score 78.5 Median 60.5 <p>CIESIN/YCELP</p>

For more information regarding the Millennium Challenge Account Selection Process and these indicators, please consult MCC's website www.mcc.gov/selection

* Indicates the country has a score this year, but the score is outside the range of scores shown on the chart.

Togo FY25

Population 9,054,000
 GNI/Cap \$1,030
 Category GNI/Cap ≤ \$2,165

Half Scorecard Passed
 Control of Corruption
 Democratic Rights

Economic Freedom

Fiscal Policy 16% Score -6.6 Median -4.4 <p>IMF WEO</p>	Inflation 5.3 Rank 73% Score Max 15.0 <p>IMF WEO</p>
Regulatory Quality 87% Score 0.43 Median 0.00 <p>World Bank/Brookings WGI</p>	Trade Policy 62% Score 66.8 Median 64.0 <p>Heritage Foundation</p>
Gender in the Economy 100% Score 95.6 Median 76.7 <p>World Bank/WORLD Policy Analysis Center</p>	Land Rights and Access 91% Score 0.789 Median 0.524 <p>V-Dem/IFAD</p>
Access to Credit 82% Score 0.720 Median 0.555 <p>IMF/Findex</p>	Employment Opportunity 81% Score 0.660 Median 0.463 <p>V-Dem/WORLD Policy Analysis Center</p>

Ruling Justly

Political Rights 15 Rank 66% Score Min 17 <p>Freedom House</p>	Civil Liberties 27 Rank 70% Score Min 25 <p>Freedom House</p>	Control of Corruption 68% Score 0.38 Median 0.00 <p>World Bank/Brookings WGI</p>
Government Effectiveness 83% Score 0.33 Median 0.00 <p>World Bank/Brookings WGI</p>	Rule of Law 79% Score 0.47 Median 0.00 <p>World Bank/Brookings WGI</p>	Freedom of Information 60% Score 54.9 Median 52.5 <p>RSF/Access Now/CLD</p>

Investing in People

Health Expenditures 9% Score 0.55 Median 1.11 <p>WHO</p>	Education Expenditures 68% Score 3.80 Median 3.14 <p>UNESCO</p>	Natural Resource Protection 57% Score 52.0 Median 50.4 <p>Yale/CIESIN</p>
Immunization Rates 51% Score 78.5 Median 78.0 <p>WHO/UNICEF</p>	Girls' Pri Edu Completion Rate 79% Score 90.3 Median 67.5 <p>UNESCO</p>	Child Health 30% Score 54.9 Median 60.5 <p>CIESIN/YCELP</p>

For more information regarding the Millennium Challenge Account Selection Process and these indicators, please consult MCC's website www.mcc.gov/selection



Uganda FY25

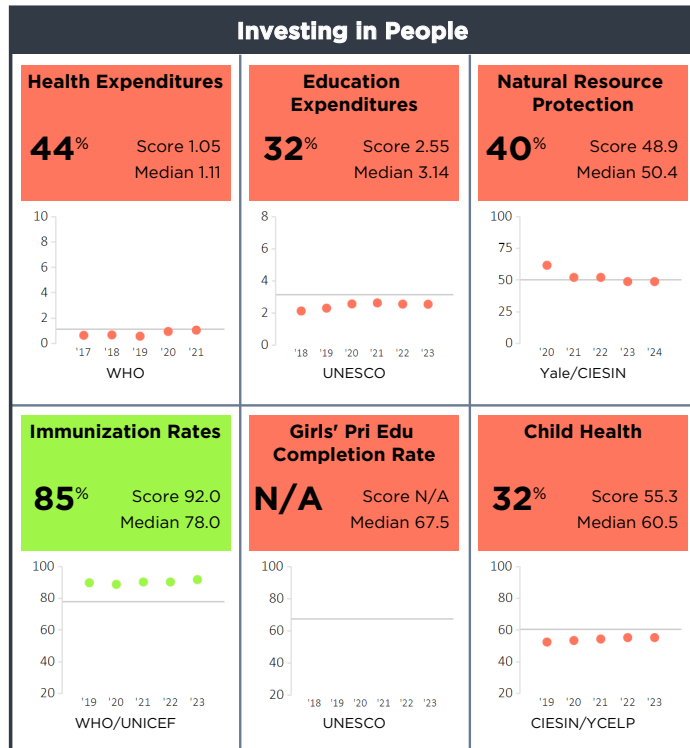
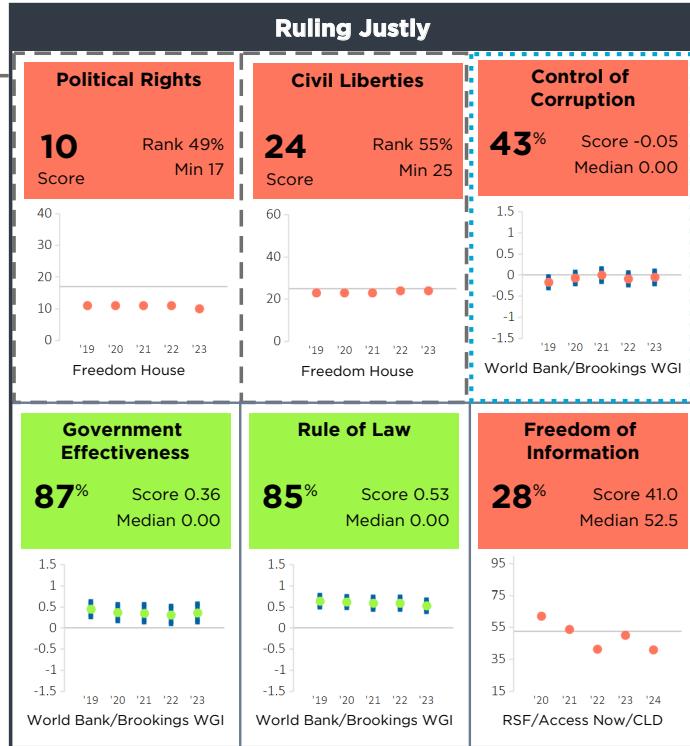
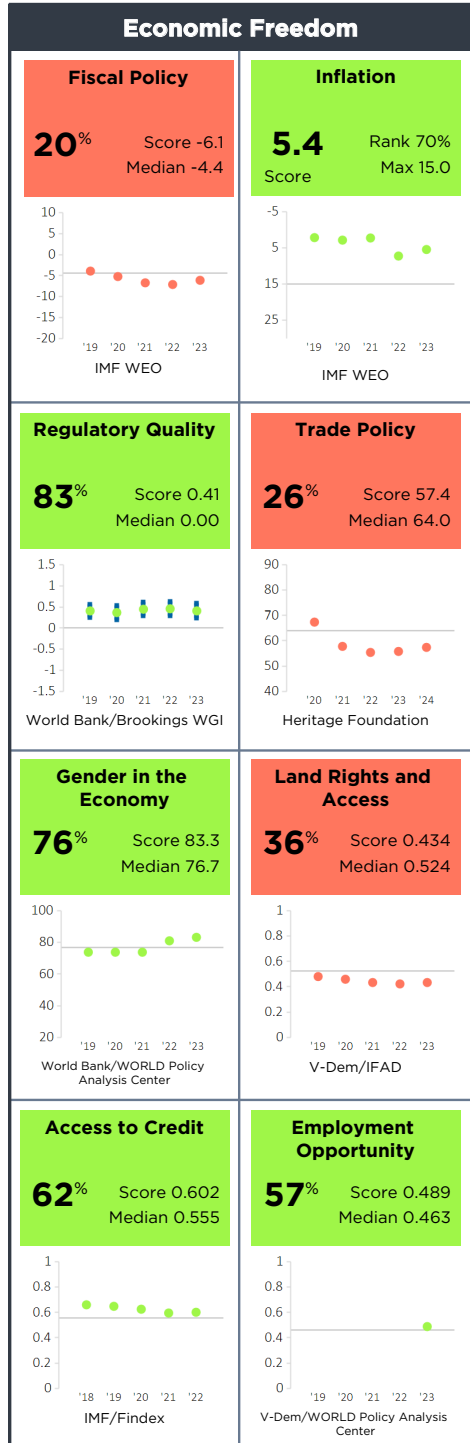
Population 48,582,000
 GNI/Cap \$980
 Category GNI/Cap ≤ \$2,165

Half Scorecard Passed **X**

Control of Corruption **X**

Democratic Rights **X**

Uganda



For more information regarding the Millennium Challenge Account Selection Process and these indicators, please consult MCC's website www.mcc.gov/selection

Yemen, Rep. FY25

Population 34,450,000

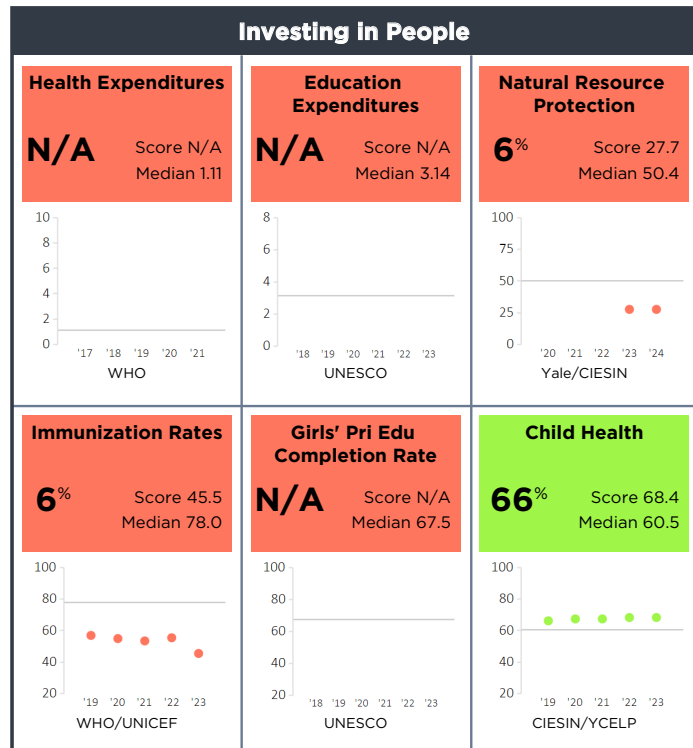
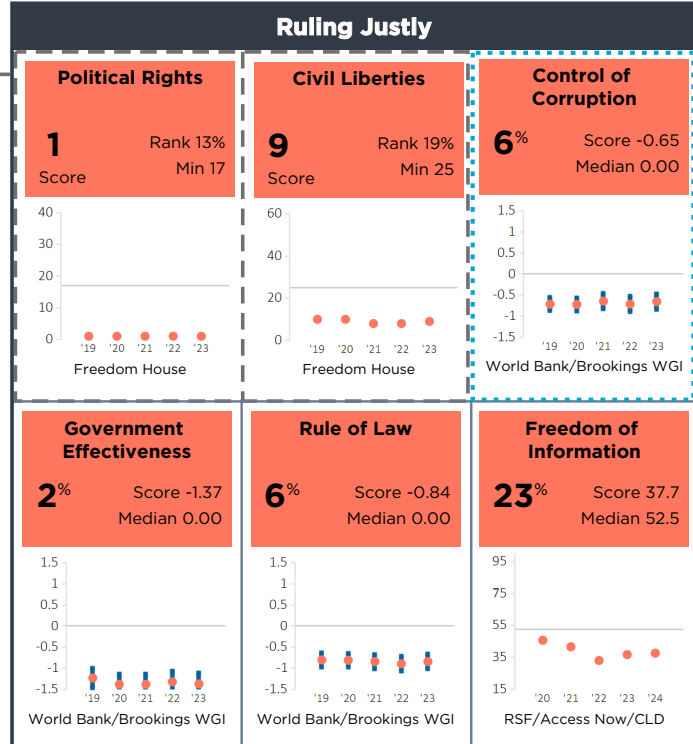
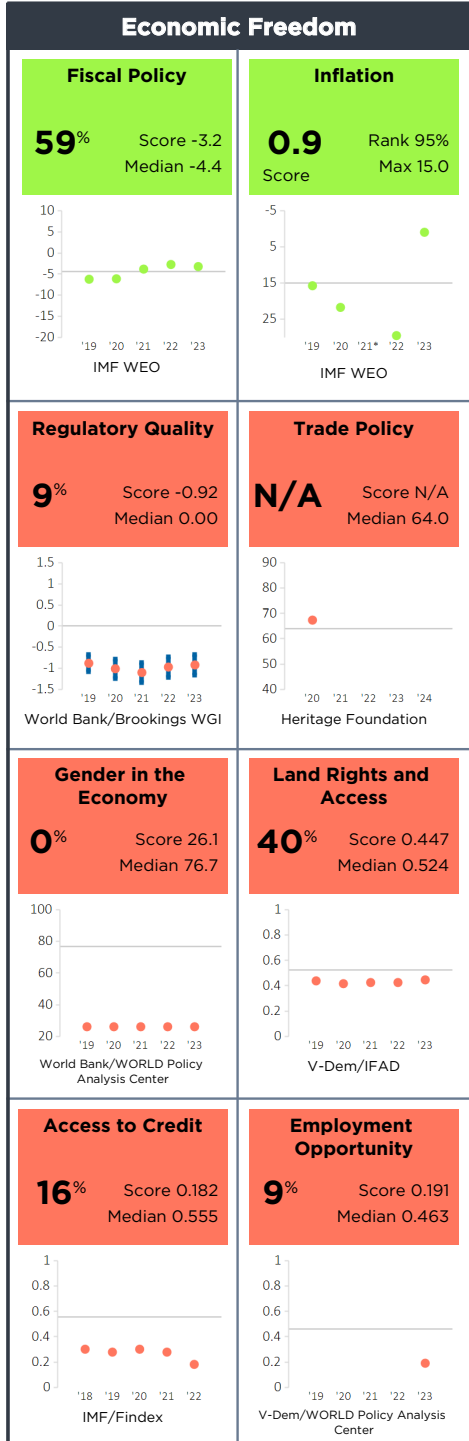
GNI/Cap

Category GNI/Cap ≤ \$2,165

Half Scorecard Passed **X**

Control of Corruption **X**

Democratic Rights **X**



For more information regarding the Millennium Challenge Account Selection Process and these indicators, please consult MCC's website www.mcc.gov/selection

* Indicates the country has a score this year, but the score is outside the range of scores shown on the chart.

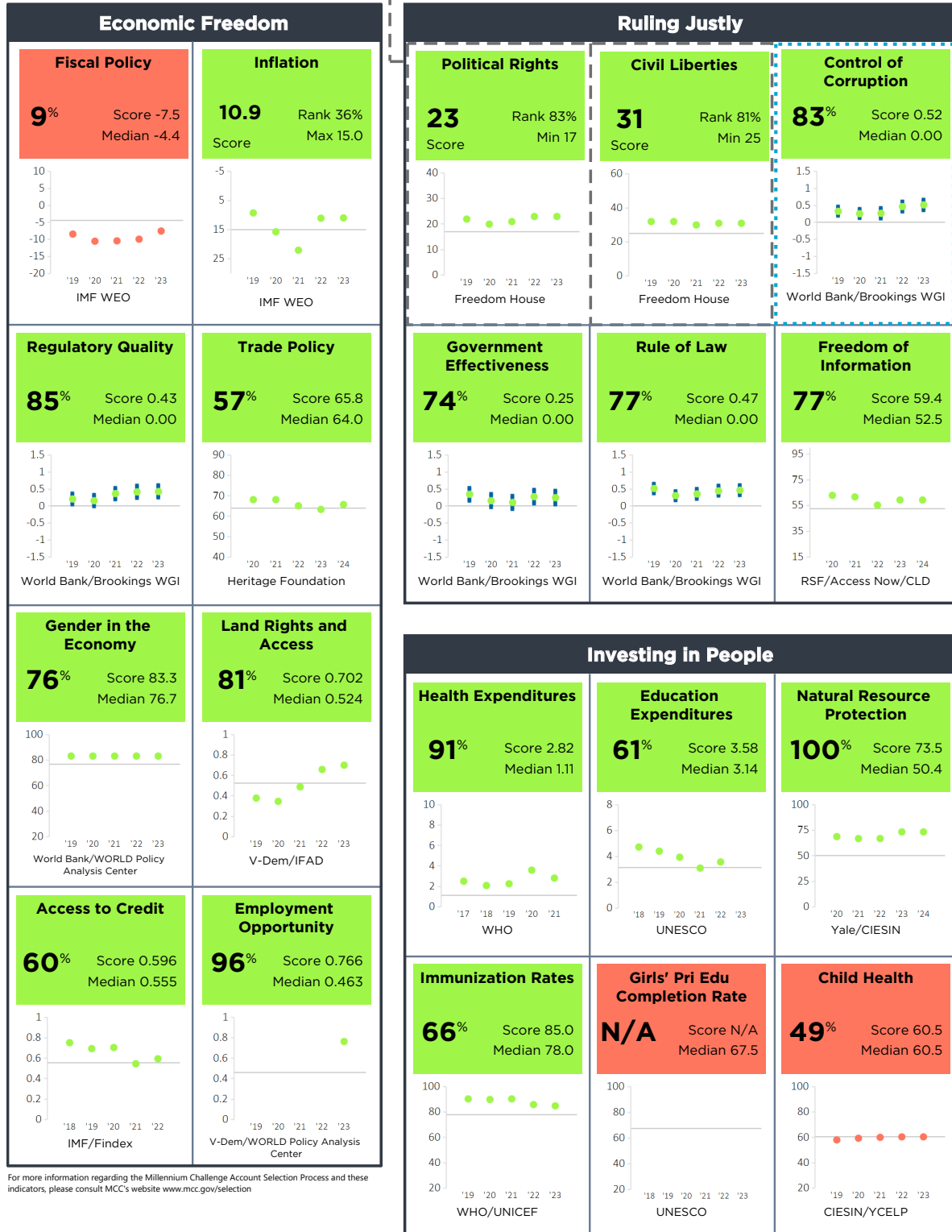
Yemen, Rep

Zambia FY25

Population 20,570,000
 GNI/Cap \$1,320
 Category GNI/Cap ≤ \$2,165

Half Scorecard Passed ✓
 Control of Corruption ✓
 Democratic Rights ✓

Zambia

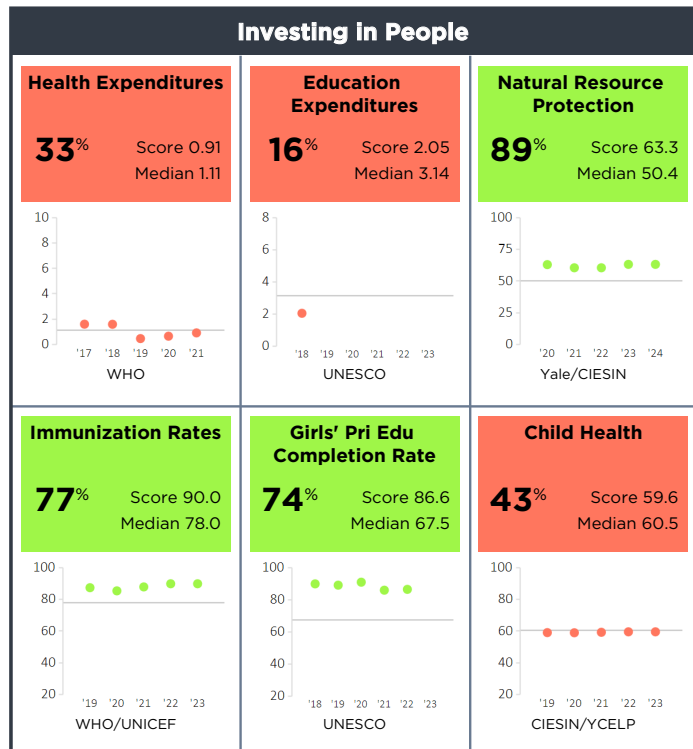
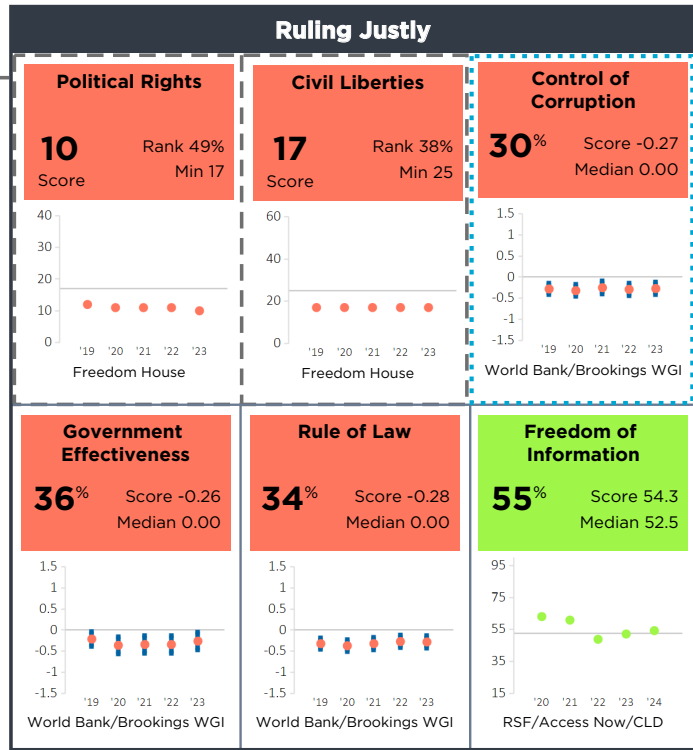
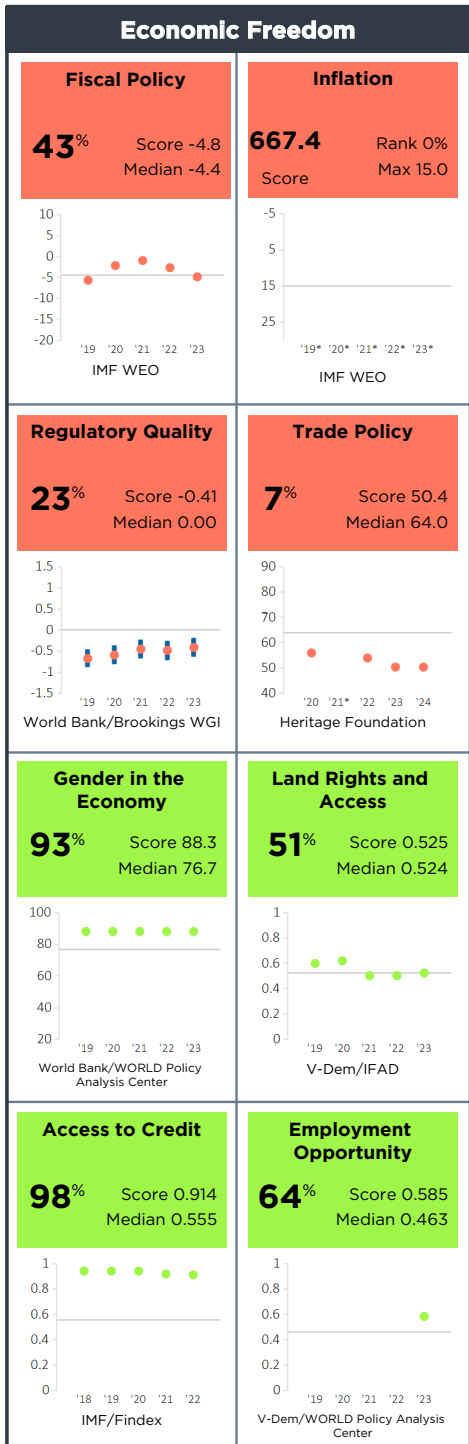


For more information regarding the Millennium Challenge Account Selection Process and these indicators, please consult MCC's website www.mcc.gov/selection

Zimbabwe FY25

Population 16,665,000
 GNI/Cap \$1,740
 Category GNI/Cap ≤ \$2,165

Half Scorecard Passed **X**
 Control of Corruption **X**
 Democratic Rights **X**



For more information regarding the Millennium Challenge Account Selection Process and these indicators, please consult MCC's website www.mcc.gov/selection

* Indicates the country has a score this year, but the score is outside the range of scores shown on the chart.

Zimbabwe

Part 2: Scorecards for Countries with GNI/Capita \$2,166–\$4,515



MILLENNIUM
CHALLENGE CORPORATION

Reducing Poverty Through Growth

Bangladesh FY25

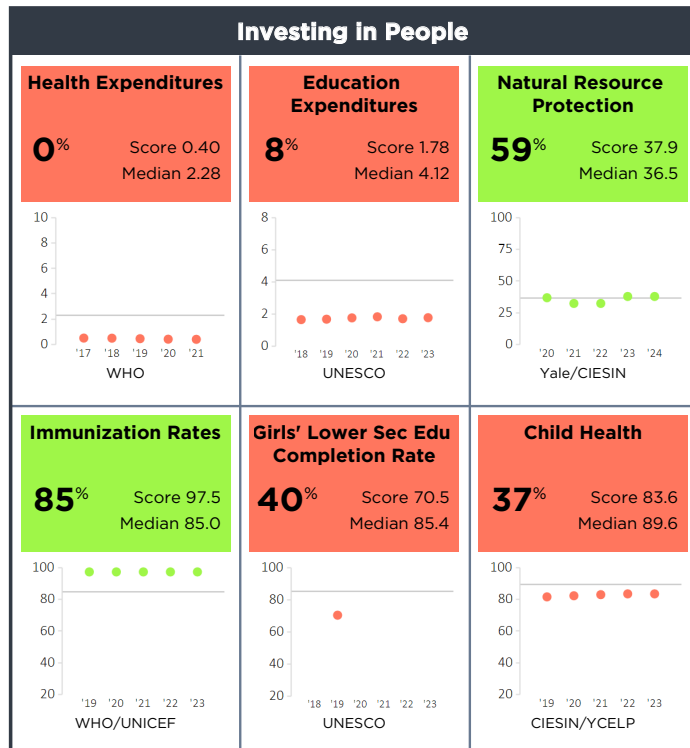
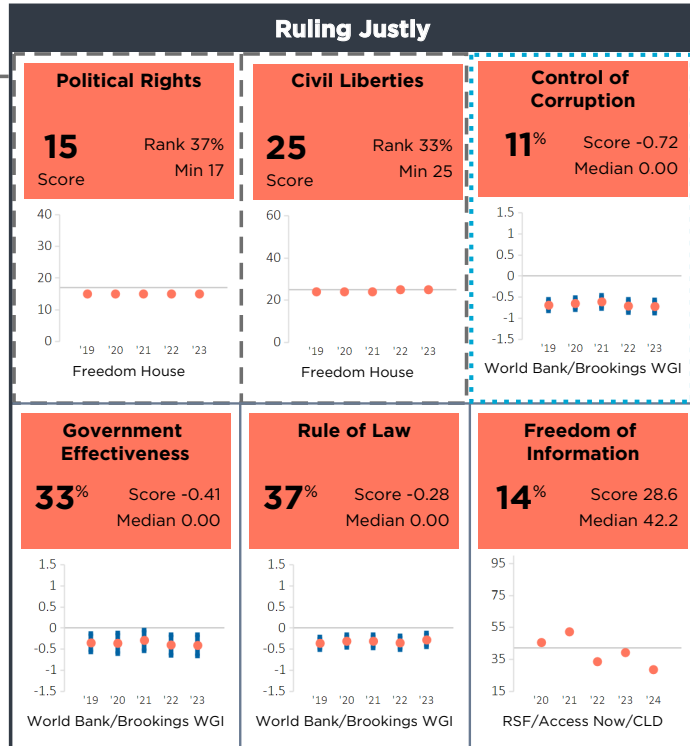
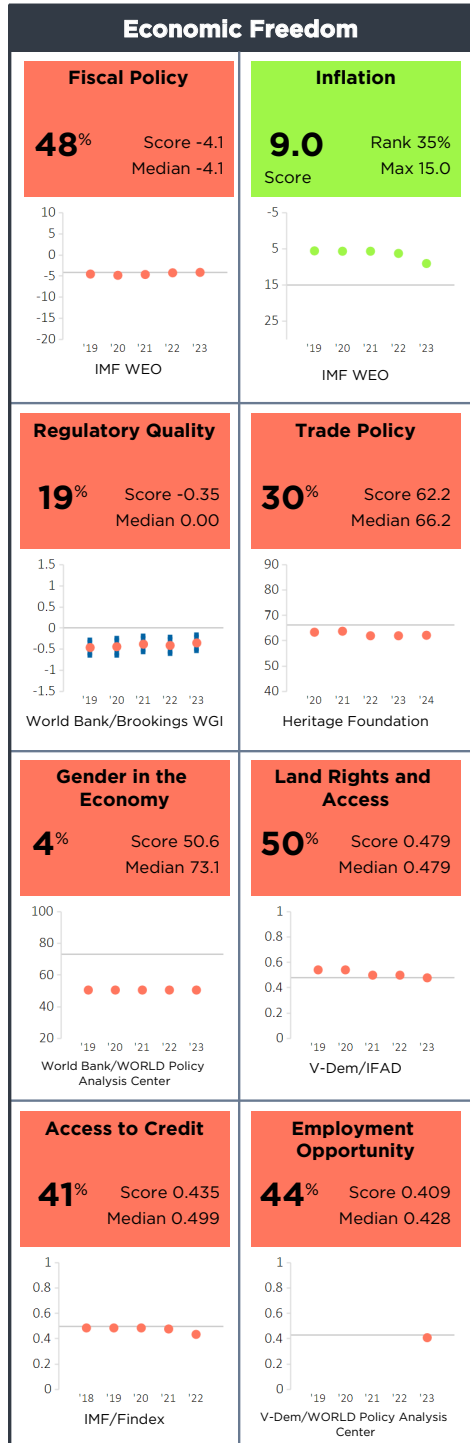
Population 172,954,000
 GNI/Cap \$2,860
 Category GNI/Cap \$2,166 - \$4,515

Half Scorecard Passed **X**

Control of Corruption **X**

Democratic Rights **X**

Bangladesh

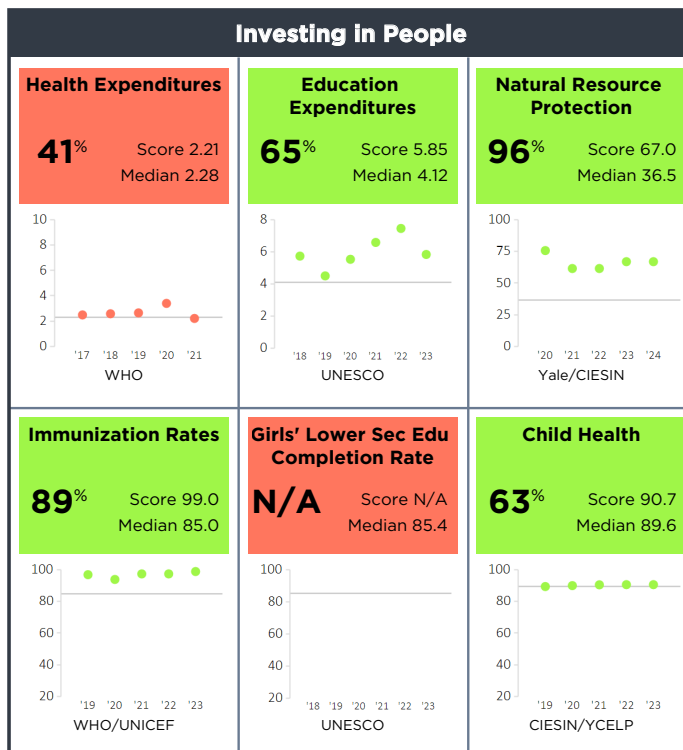
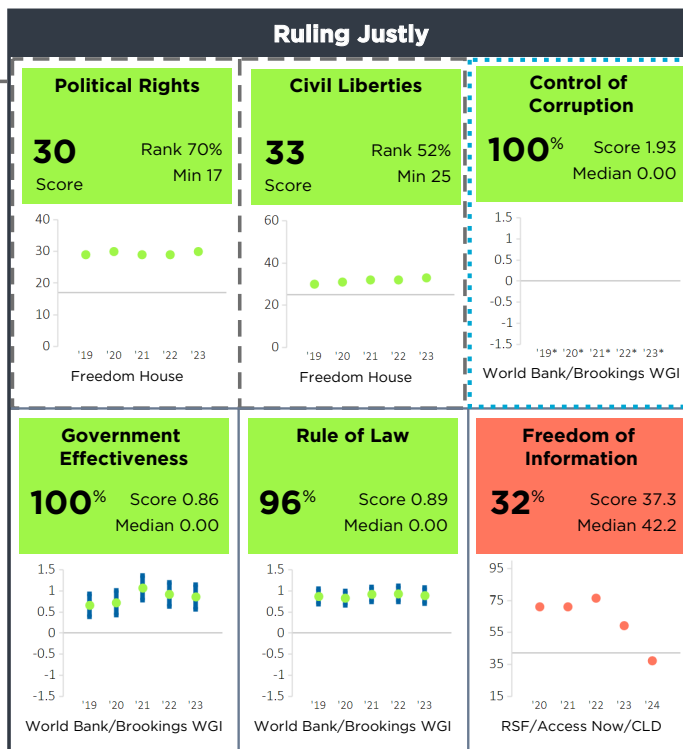
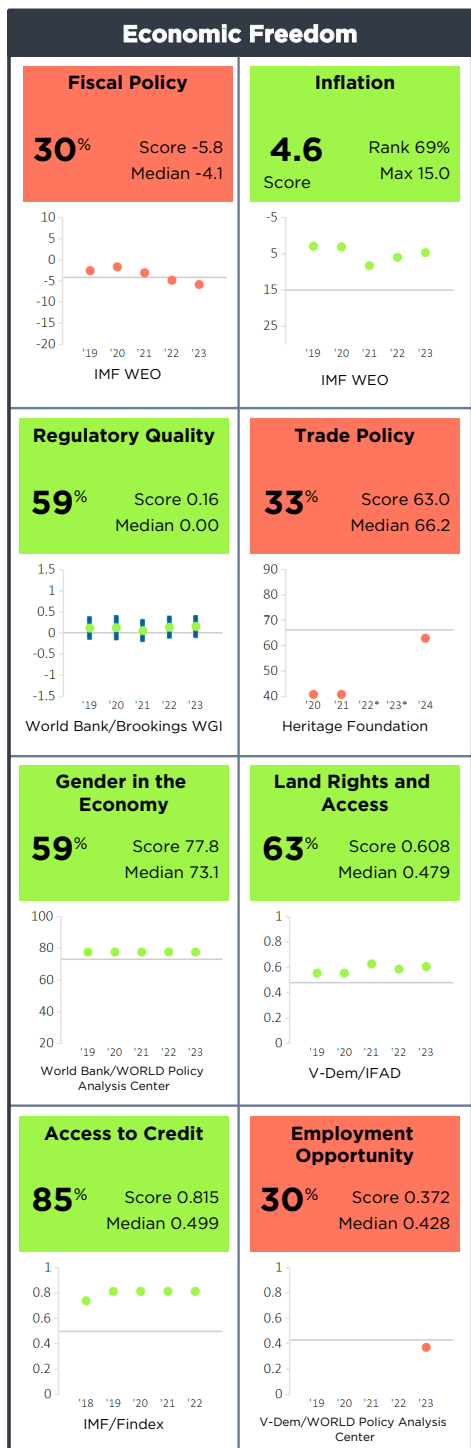


For more information regarding the Millennium Challenge Account Selection Process and these indicators, please consult MCC's website www.mcc.gov/selection

Bhutan FY25

Population 787,000
 GNI/Cap \$3,590
 Category GNI/Cap \$2,166 - \$4,515

Half Scorecard Passed
 Control of Corruption
 Democratic Rights



For more information regarding the Millennium Challenge Account Selection Process and these indicators, please consult MCC's website www.mcc.gov/selection

* Indicates the country has a score this year, but the score is outside the range of scores shown on the chart.

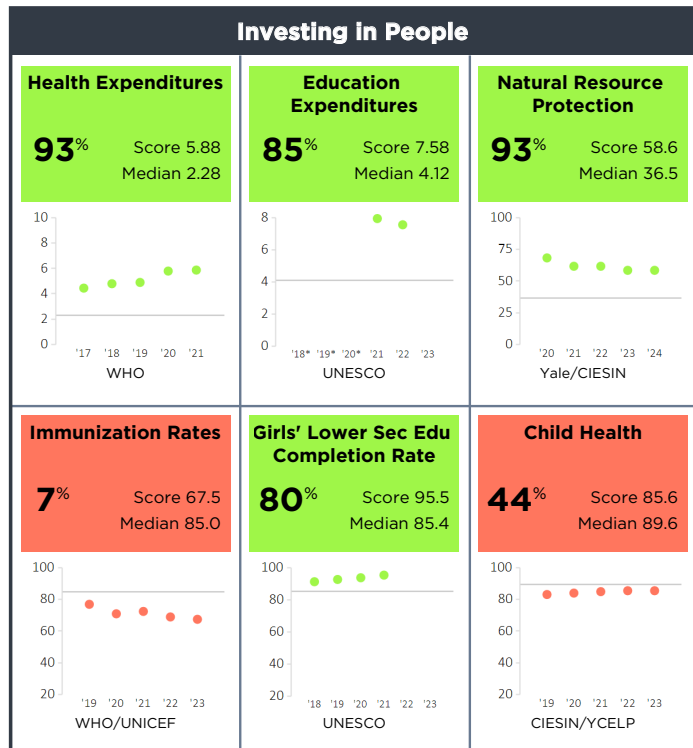
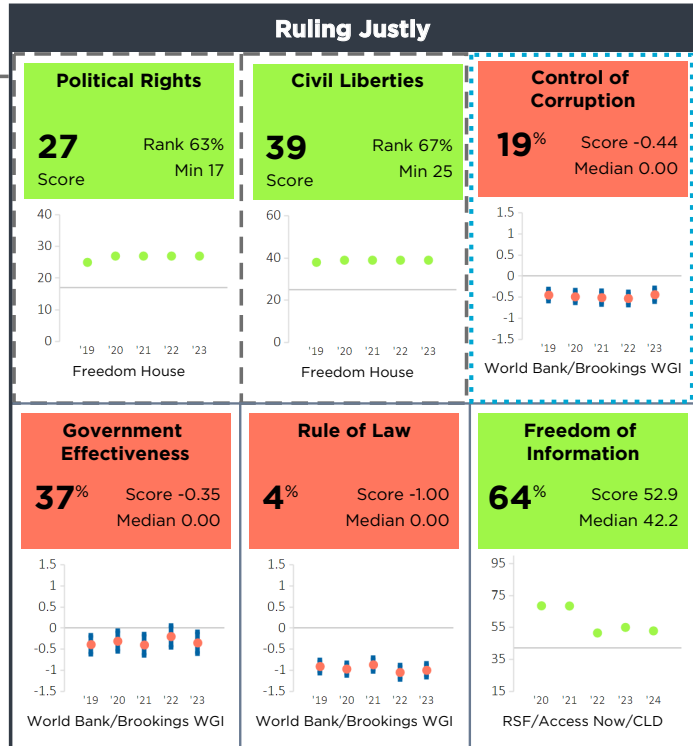
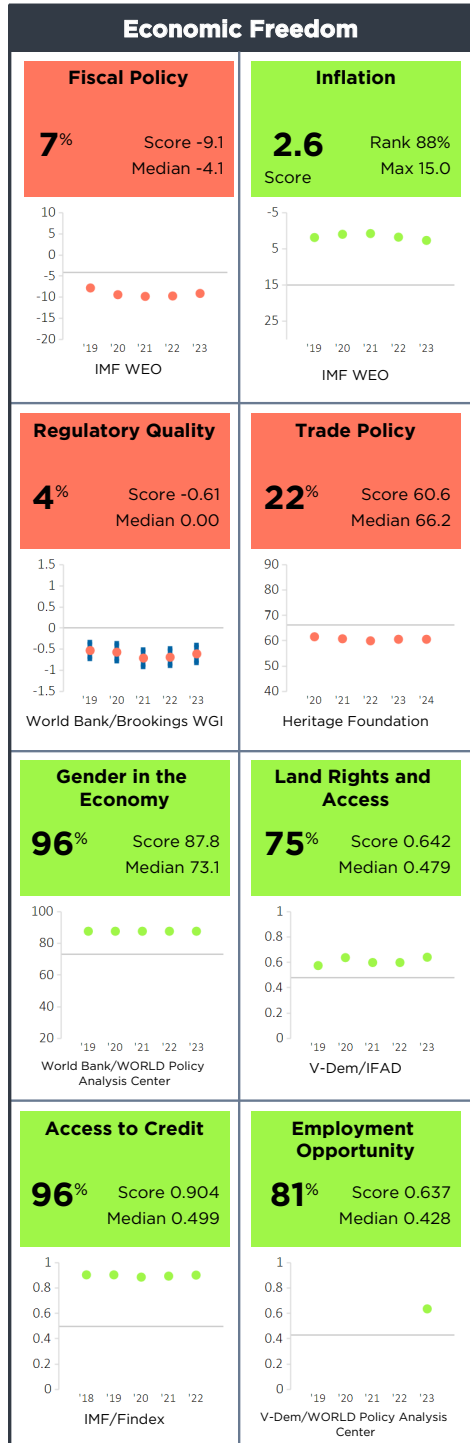
Bhutan

Bolivia FY25

Population 12,389,000
 GNI/Cap \$3,600
 Category GNI/Cap \$2,166 - \$4,515

Half Scorecard Passed ✓
 Control of Corruption ✗
 Democratic Rights ✓

Bolivia



For more information regarding the Millennium Challenge Account Selection Process and these indicators, please consult MCC's website www.mcc.gov/selection

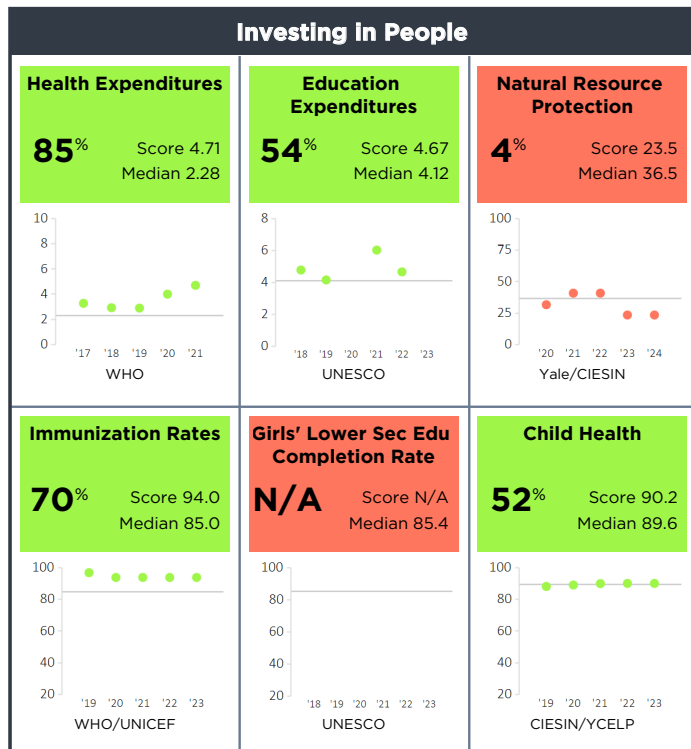
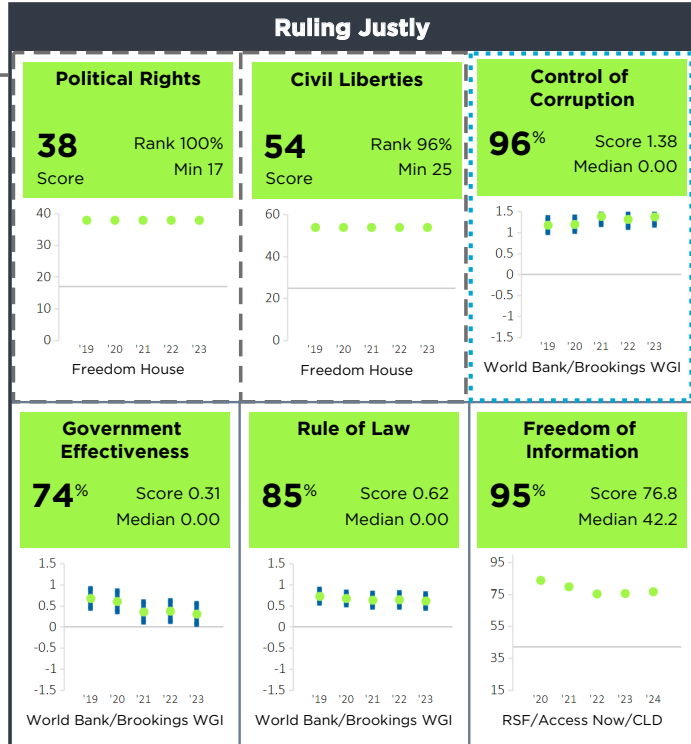
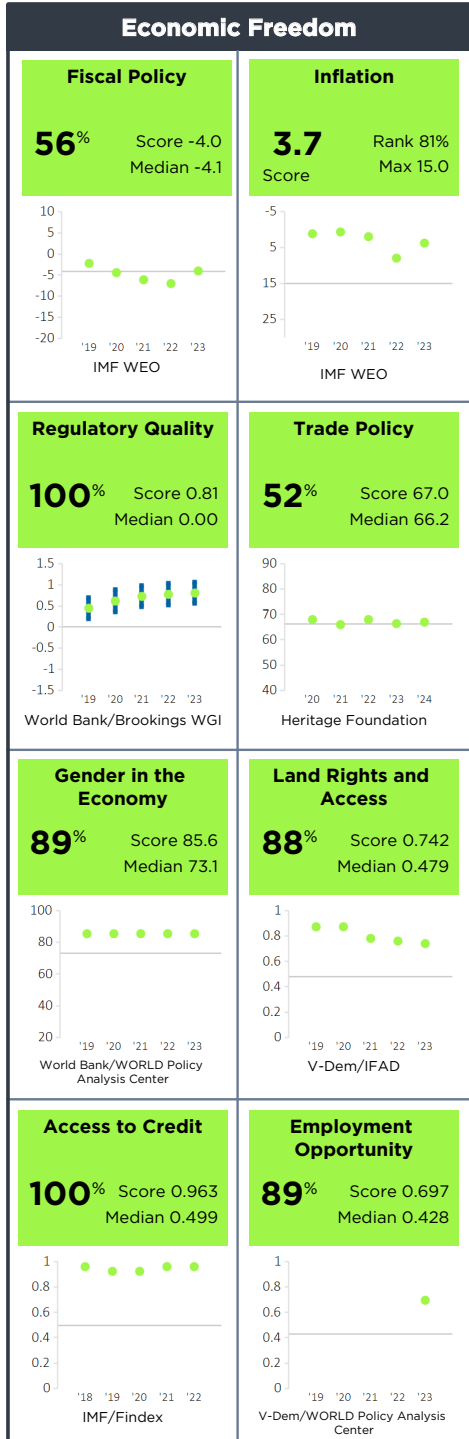
* Indicates the country has a score this year, but the score is outside the range of scores shown on the chart.

Cabo Verde FY25

Population 599,000
 GNI/Cap \$4,280
 Category GNI/Cap \$2,166 - \$4,515

Half Scorecard Passed
 Control of Corruption
 Democratic Rights

Cabo Verde



For more information regarding the Millennium Challenge Account Selection Process and these indicators, please consult MCC's website www.mcc.gov/selection

Congo, Rep. FY25

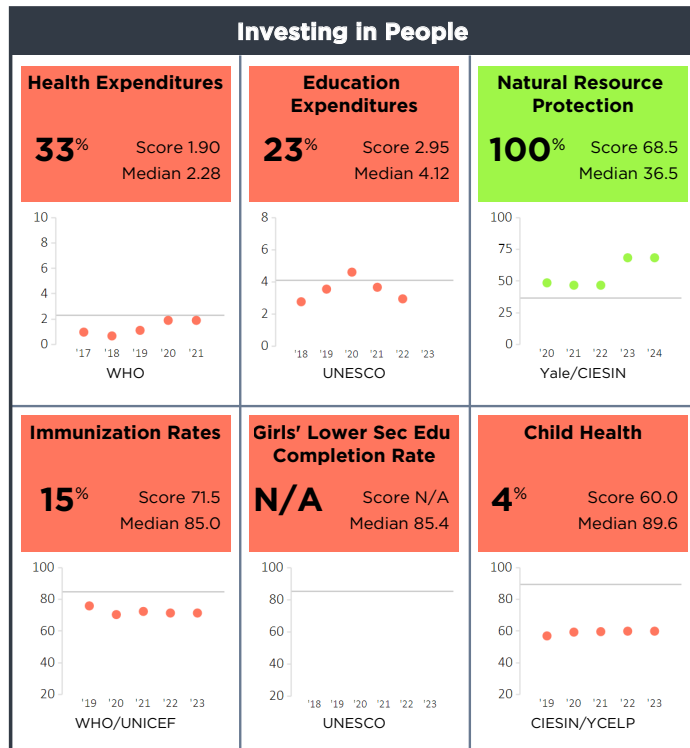
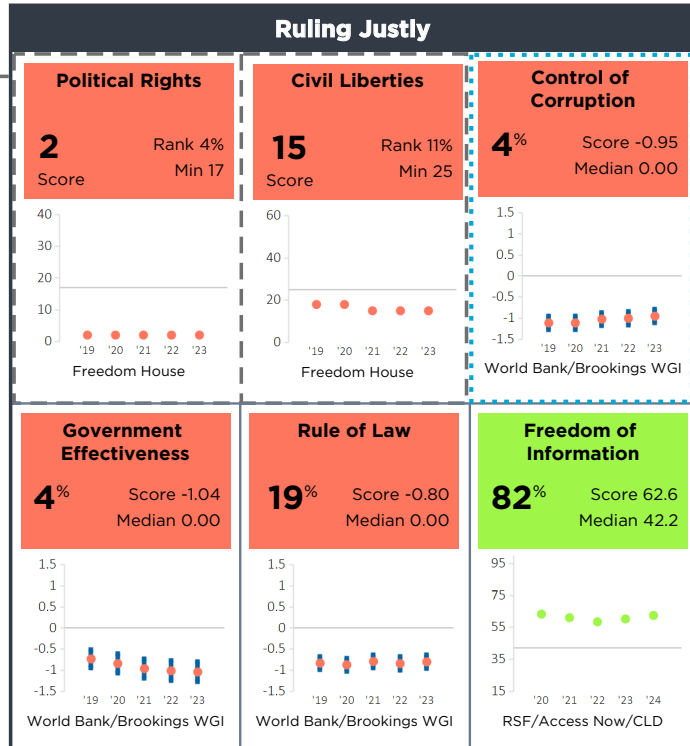
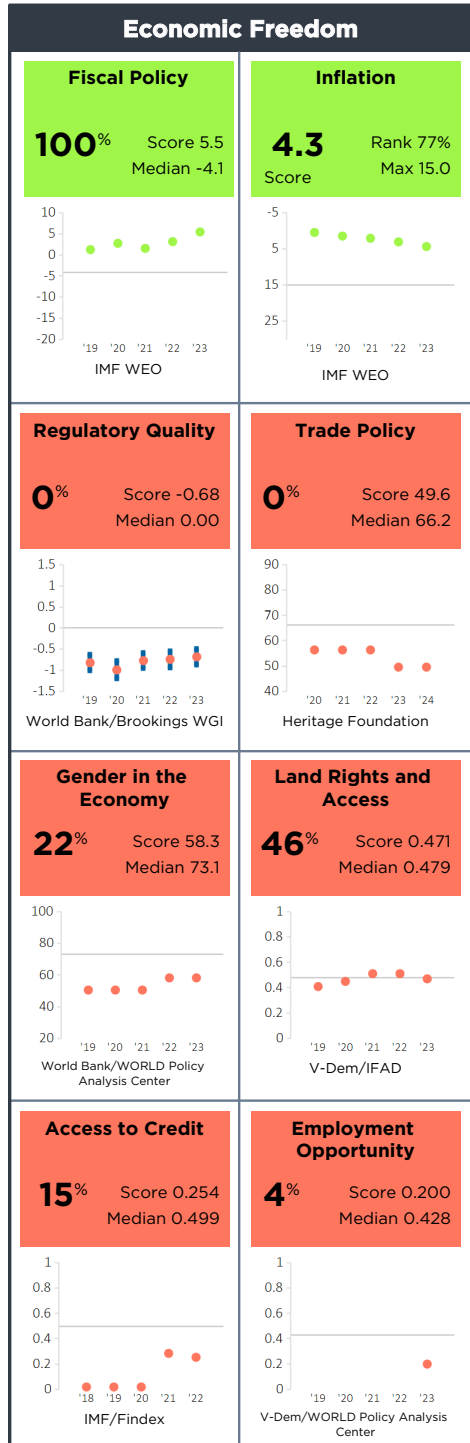
Population 6,107,000
 GNI/Cap \$2,470
 Category GNI/Cap \$2,166 - \$4,515

Half Scorecard Passed **X**

Control of Corruption **X**

Democratic Rights **X**

Congo, Rep.

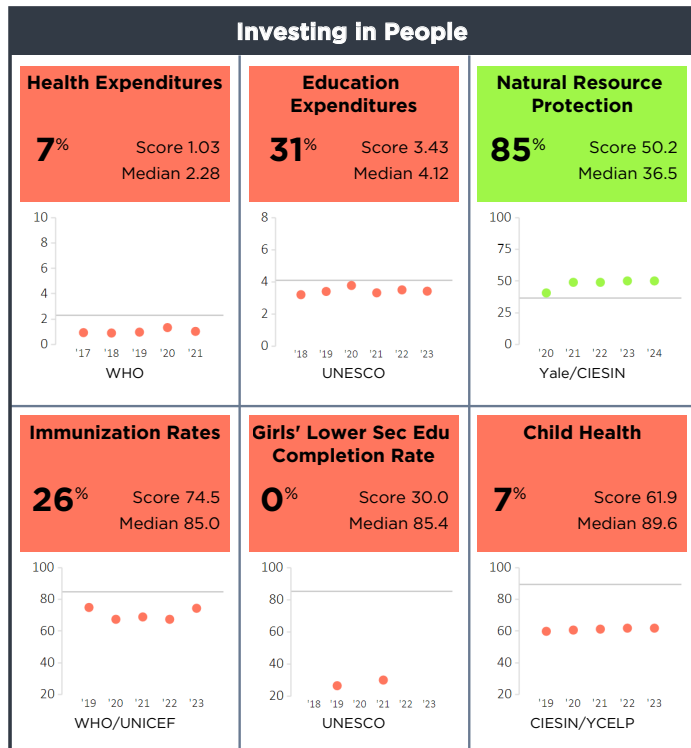
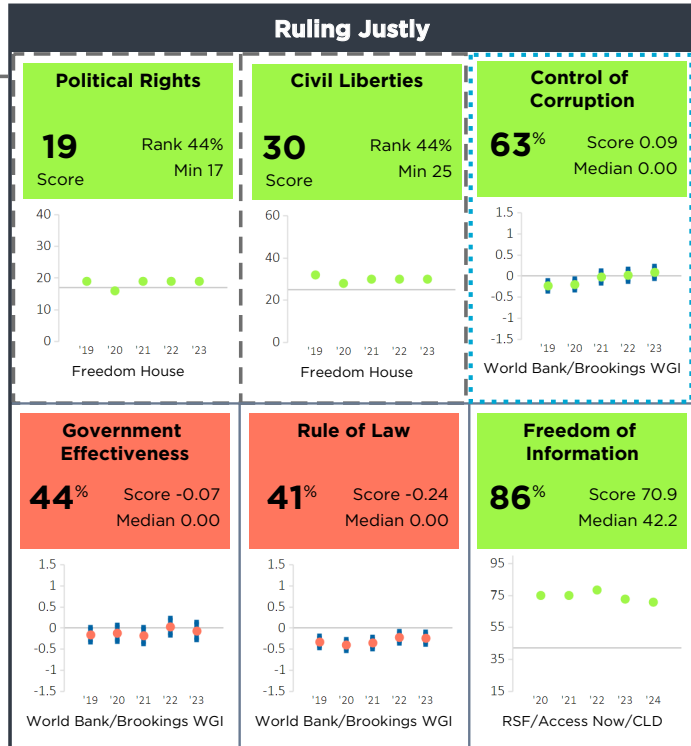
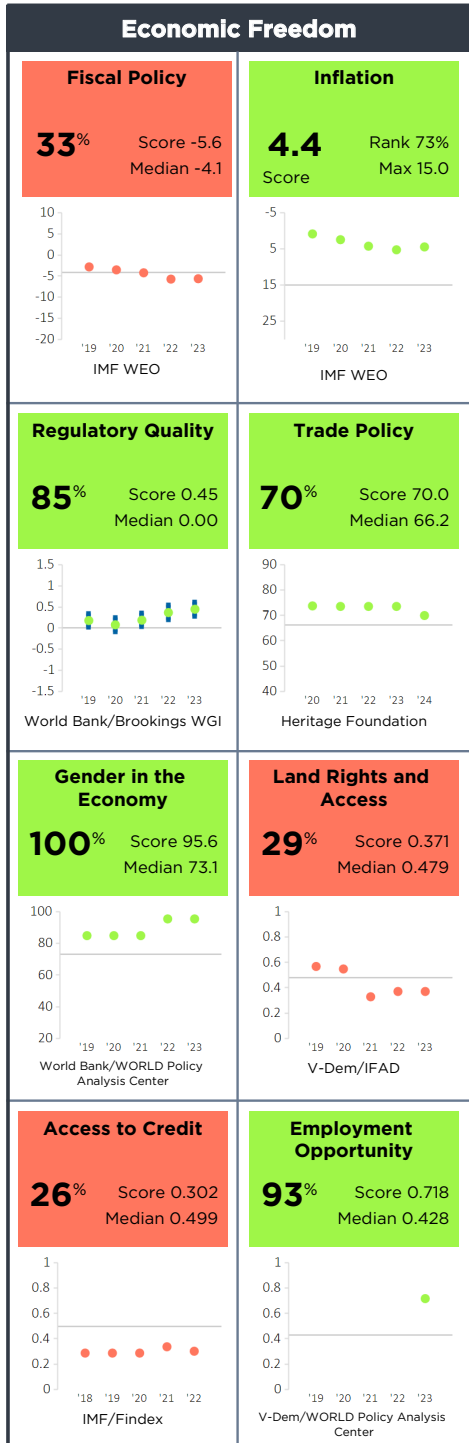


For more information regarding the Millennium Challenge Account Selection Process and these indicators, please consult MCC's website www.mcc.gov/selection

Côte d'Ivoire FY25

Population 28,873,000
 GNI/Cap \$2,670
 Category GNI/Cap \$2,166 - \$4,515

Half Scorecard Passed
 Control of Corruption
 Democratic Rights



For more information regarding the Millennium Challenge Account Selection Process and these indicators, please consult MCC's website www.mcc.gov/selection

Côte d'Ivoire

Djibouti FY25

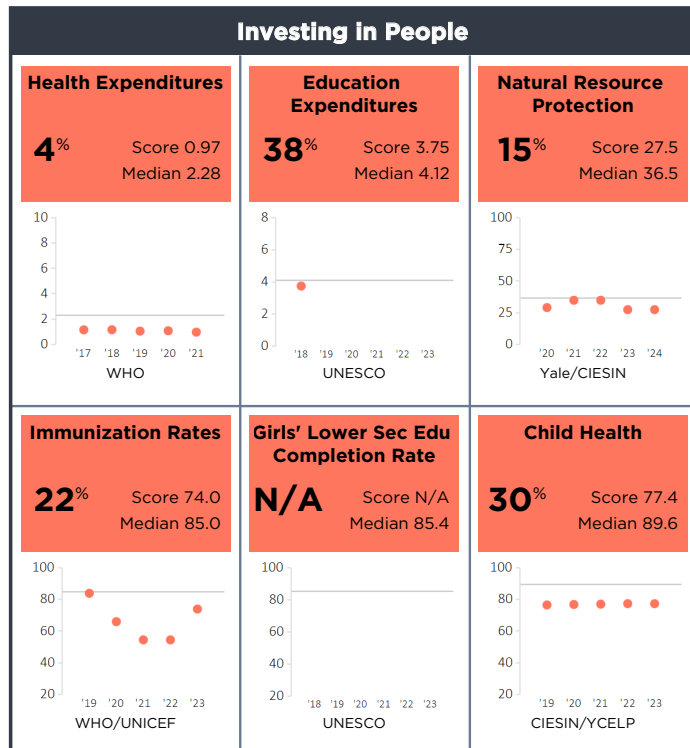
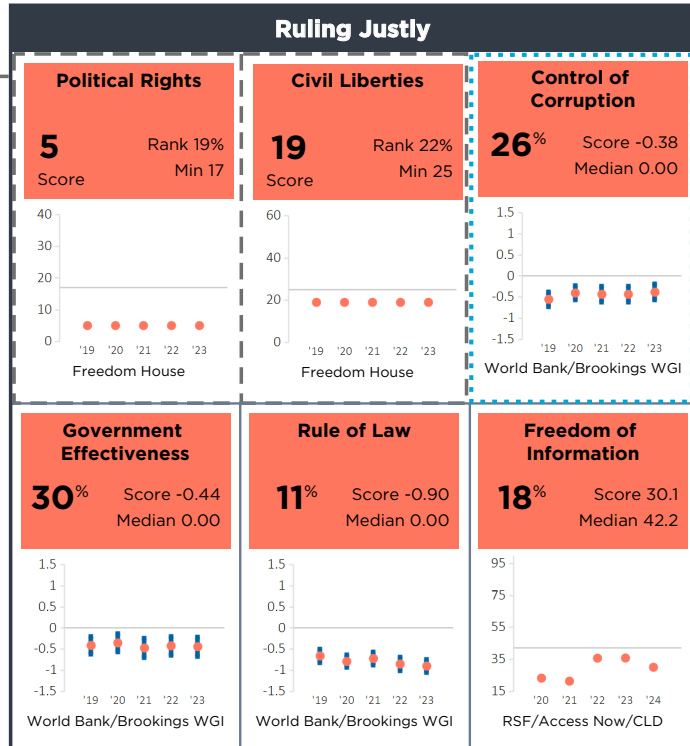
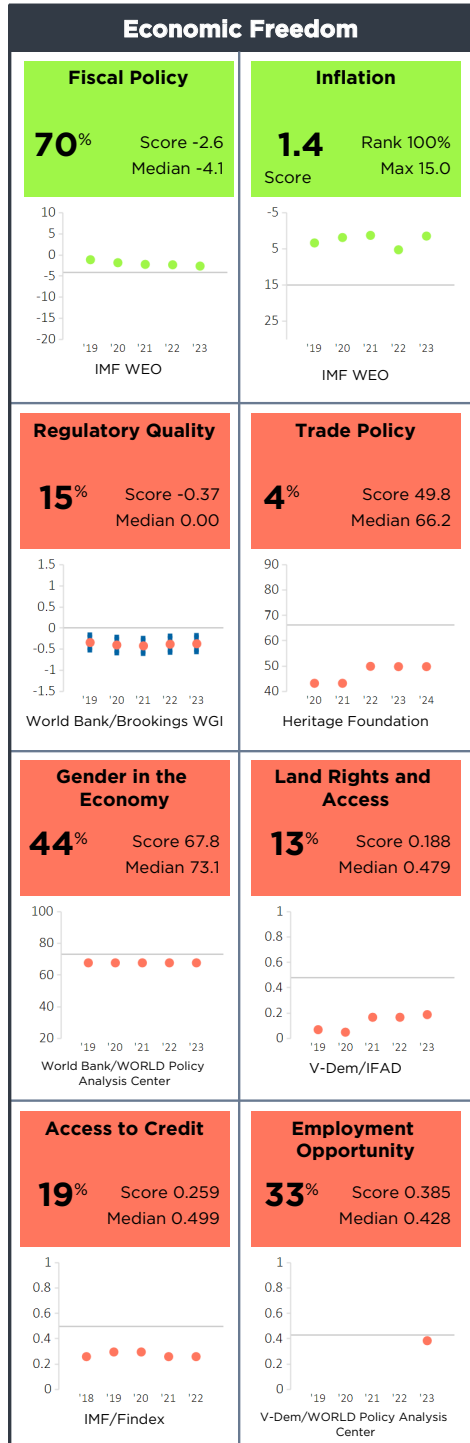
Population 1,136,000
 GNI/Cap \$3,450
 Category GNI/Cap \$2,166 - \$4,515

Half Scorecard Passed **X**

Control of Corruption **X**

Democratic Rights **X**

Djibouti

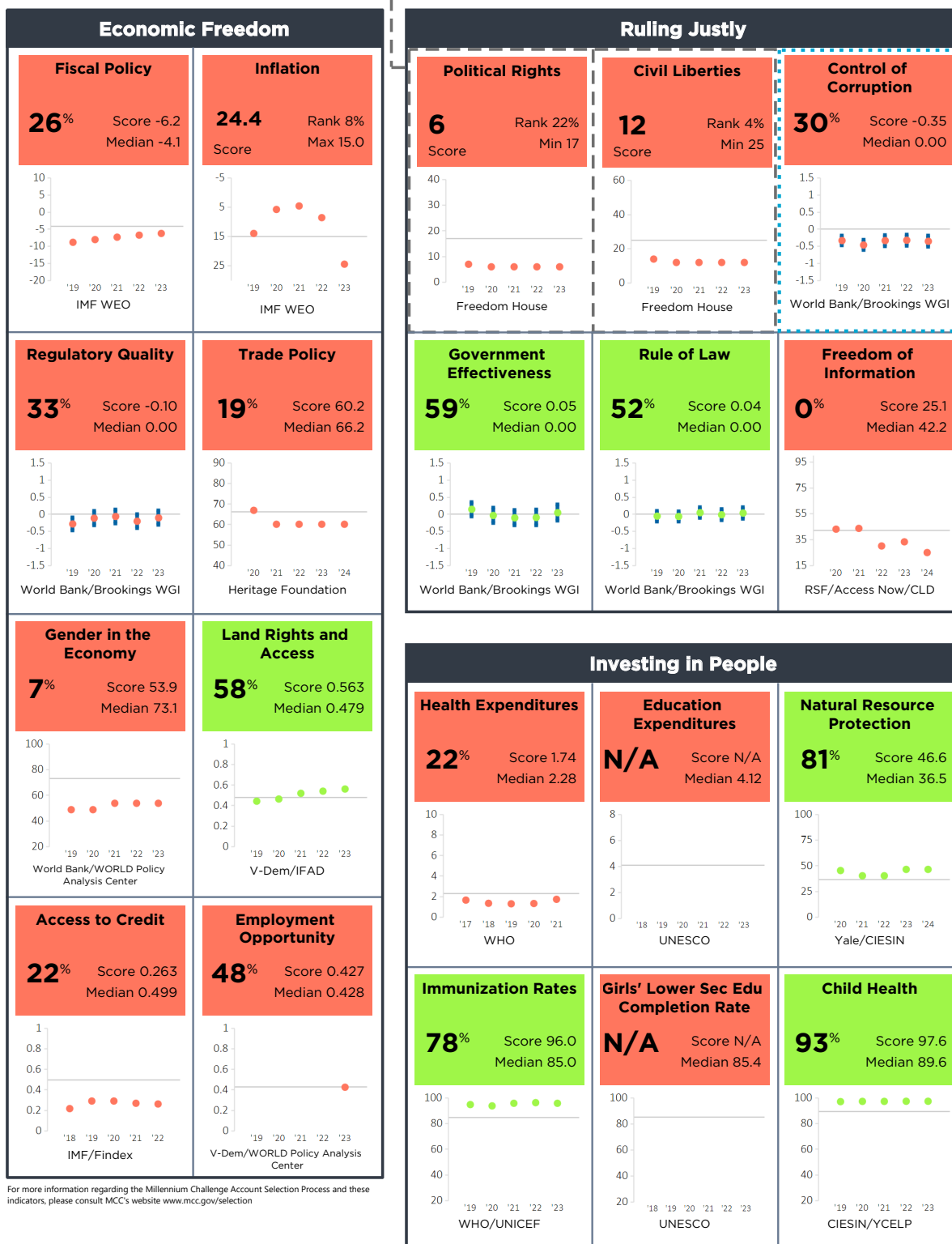


For more information regarding the Millennium Challenge Account Selection Process and these indicators, please consult MCC's website www.mcc.gov/selection

Egypt, Arab Rep. FY25

Population 112,717,000
 GNI/Cap \$3,900
 Category GNI/Cap \$2,166 - \$4,515

Half Scorecard Passed **X**
 Control of Corruption **X**
 Democratic Rights **X**



For more information regarding the Millennium Challenge Account Selection Process and these indicators, please consult MCC's website www.mcc.gov/selection

Egypt, Arab Rep.

Eswatini FY25

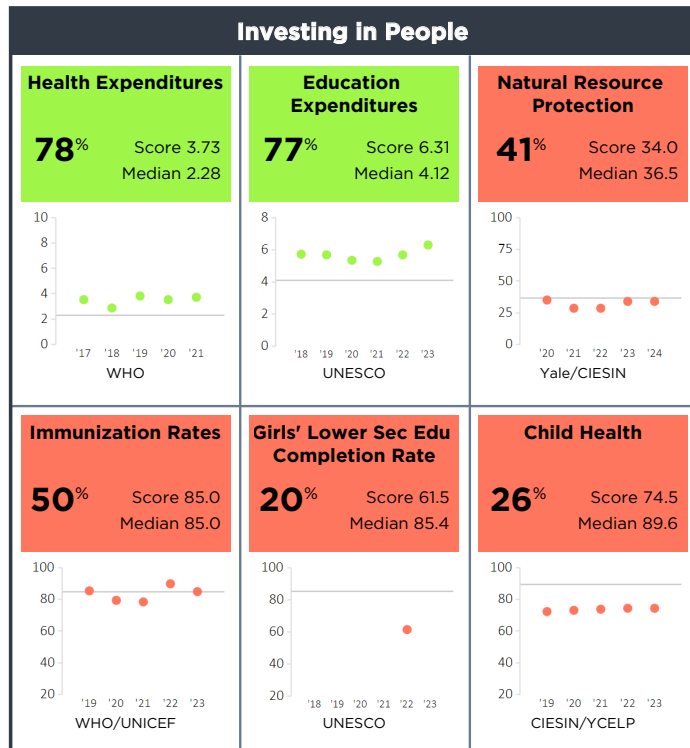
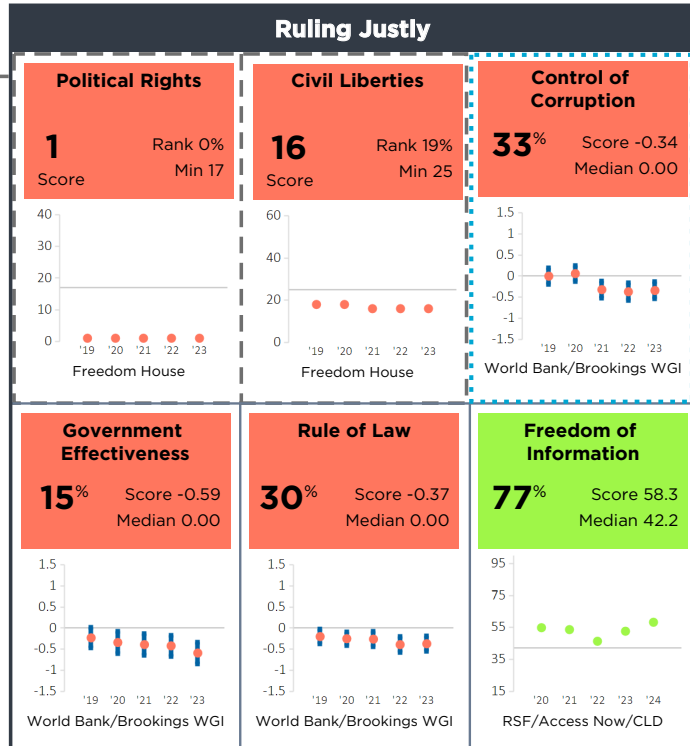
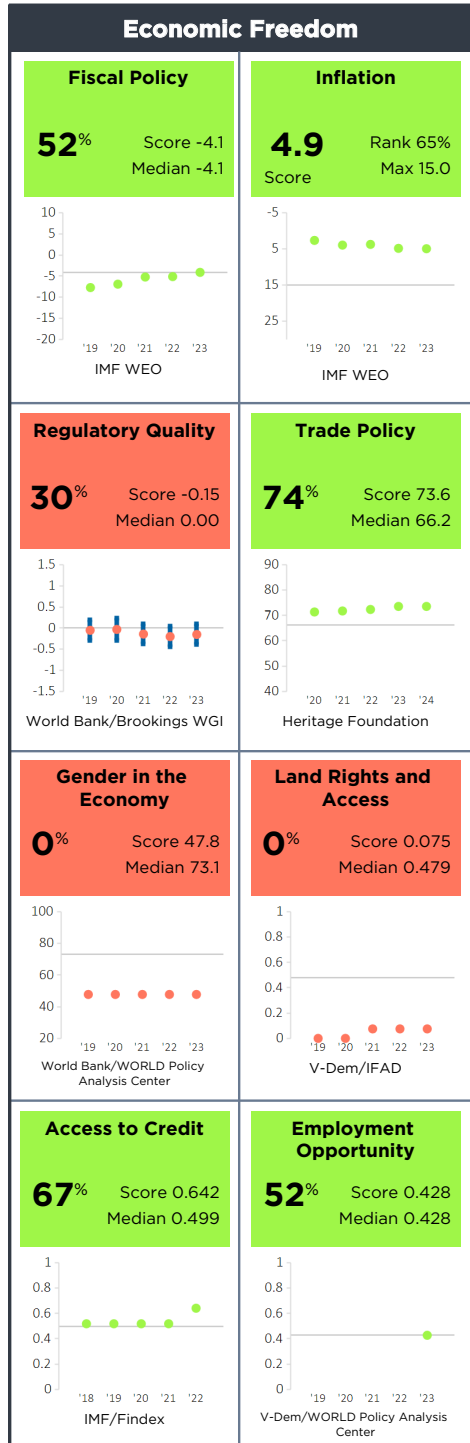
Population 1,211,000
 GNI/Cap \$3,860
 Category GNI/Cap \$2,166 - \$4,515

Half Scorecard Passed **X**

Control of Corruption **X**

Democratic Rights **X**

Eswatini

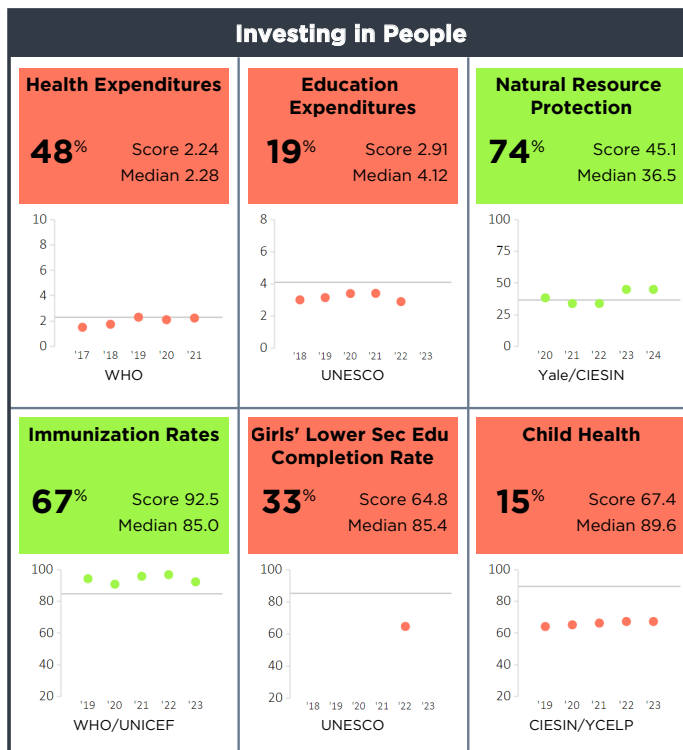
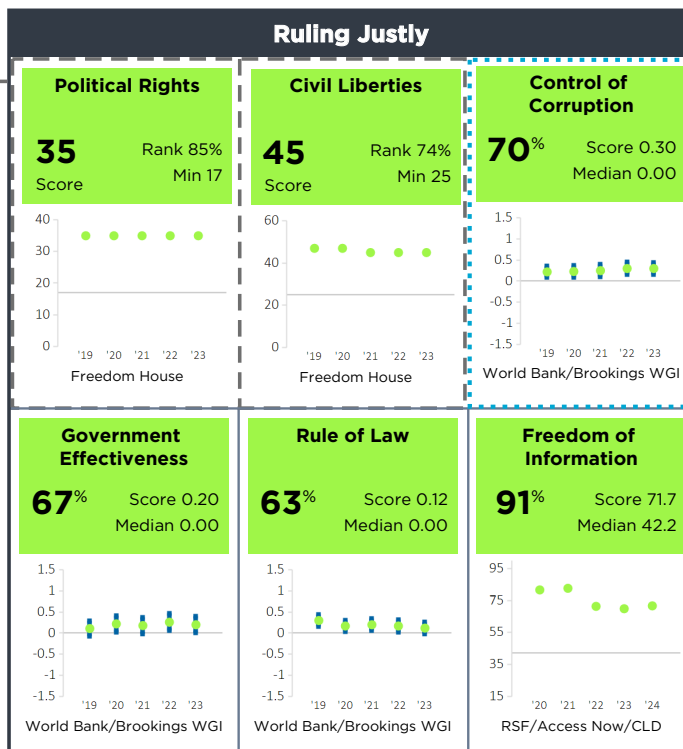
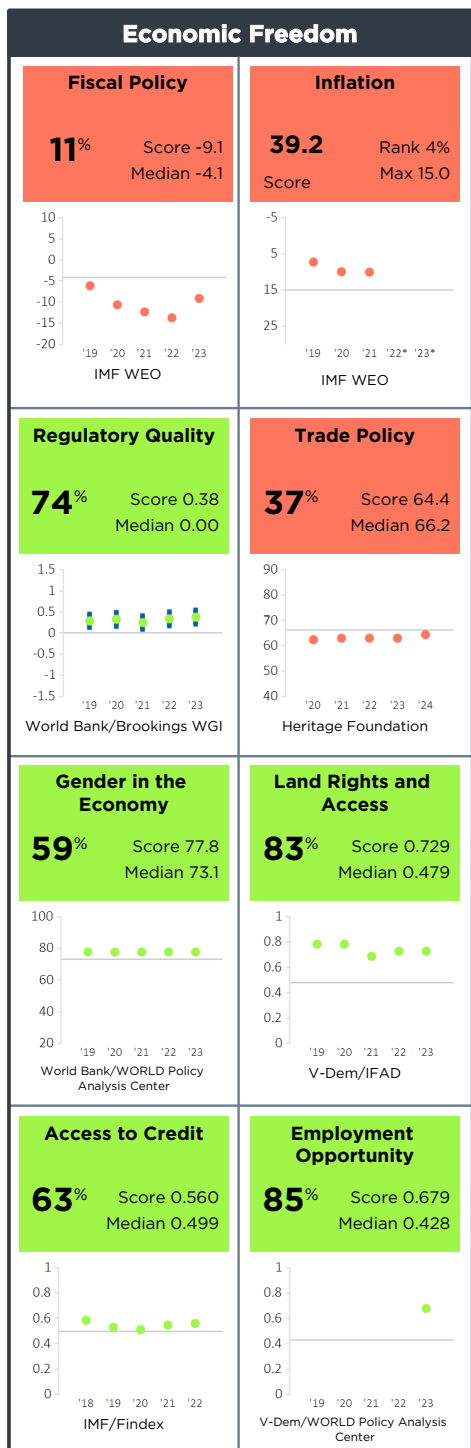


For more information regarding the Millennium Challenge Account Selection Process and these indicators, please consult MCC's website www.mcc.gov/selection

Ghana FY25

Population 34,122,000
 GNI/Cap \$2,340
 Category GNI/Cap \$2,166 - \$4,515

Half Scorecard Passed
 Control of Corruption
 Democratic Rights



For more information regarding the Millennium Challenge Account Selection Process and these indicators, please consult MCC's website www.mcc.gov/selection

* Indicates the country has a score this year, but the score is outside the range of scores shown on the chart.



Honduras FY25

Population 10,594,000
 GNI/Cap \$2,900
 Category GNI/Cap \$2,166 - \$4,515

Half Scorecard Passed ✓
 Control of Corruption ✗
 Democratic Rights ✓

Honduras

Economic Freedom

Fiscal Policy 85% Score -0.8 Median -4.1 <p>IMF/WEO</p>	Inflation 6.7 Rank 42% Score Max 15.0 <p>IMF/WEO</p>
Regulatory Quality 52% Score 0.01 Median 0.00 <p>World Bank/Brookings WGI</p>	Trade Policy 67% Score 69.4 Median 66.2 <p>Heritage Foundation</p>
Gender in the Economy 59% Score 77.8 Median 73.1 <p>World Bank/WORLD Policy Analysis Center</p>	Land Rights and Access 100% Score 0.958 Median 0.479 <p>V-Dem/IFAD</p>
Access to Credit 37% Score 0.414 Median 0.499 <p>IMF/Findex</p>	Employment Opportunity 100% Score 0.777 Median 0.428 <p>V-Dem/WORLD Policy Analysis Center</p>

Ruling Justly

Political Rights 22 Rank 48% Score Min 17 <p>Freedom House</p>	Civil Liberties 26 Rank 37% Score Min 25 <p>Freedom House</p>	Control of Corruption 15% Score -0.71 Median 0.00 <p>World Bank/Brookings WGI</p>
Government Effectiveness 22% Score -0.50 Median 0.00 <p>World Bank/Brookings WGI</p>	Rule of Law 15% Score -0.87 Median 0.00 <p>World Bank/Brookings WGI</p>	Freedom of Information 50% Score 42.2 Median 42.2 <p>RSF/Access Now/CLD</p>

Investing in People

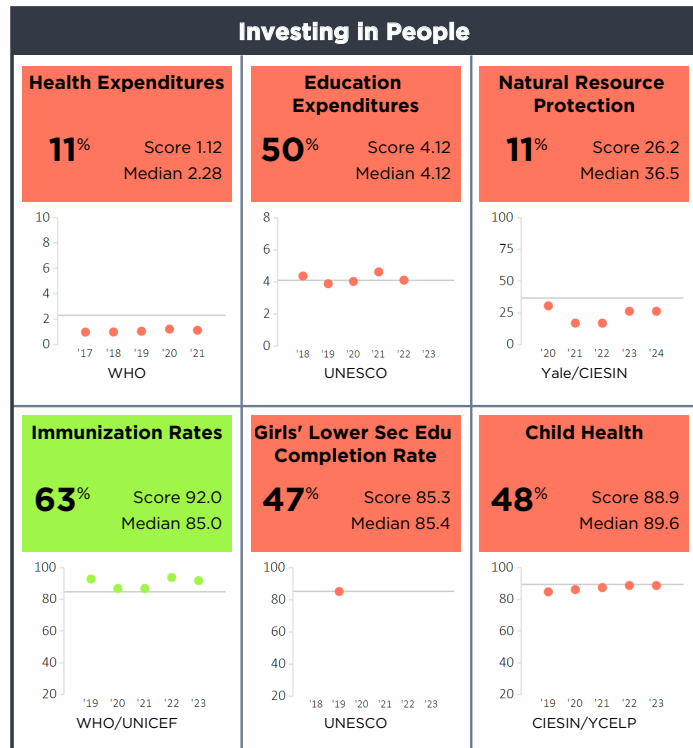
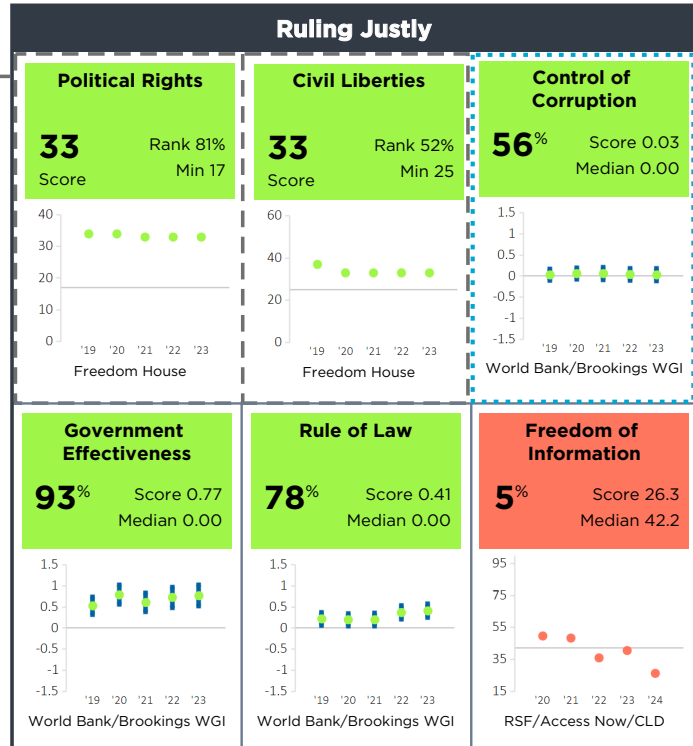
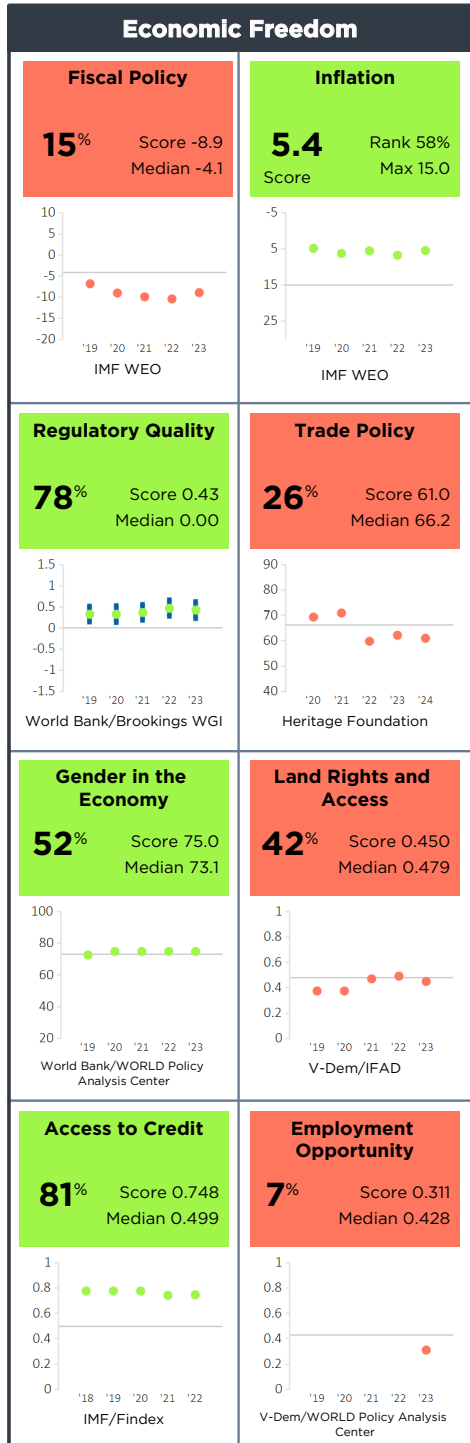
Health Expenditures 74% Score 3.44 Median 2.28 <p>WHO</p>	Education Expenditures 46% Score 4.05 Median 4.12 <p>UNESCO</p>	Natural Resource Protection 70% Score 44.8 Median 36.5 <p>Yale/CIESIN</p>
Immunization Rates 30% Score 75.0 Median 85.0 <p>WHO/UNICEF</p>	Girls' Lower Sec Edu Completion Rate 27% Score 62.6 Median 85.4 <p>UNESCO</p>	Child Health 70% Score 92.4 Median 89.6 <p>CIESIN/YCELP</p>

For more information regarding the Millennium Challenge Account Selection Process and these indicators, please consult MCC's website www.mcc.gov/selection

India FY25

Population 1,428,628,000
 GNI/Cap \$2,540
 Category GNI/Cap \$2,166 - \$4,515

Half Scorecard Passed
 Control of Corruption
 Democratic Rights



For more information regarding the Millennium Challenge Account Selection Process and these indicators, please consult MCC's website www.mcc.gov/selection



Jordan FY25

Population 11,337,000
 GNI/Cap \$4,460
 Category GNI/Cap \$2,166 - \$4,515

Half Scorecard Passed ✓

Control of Corruption ✓

Democratic Rights ✗

Jordan

Economic Freedom

Fiscal Policy 19% Score -7.2 Median -4.1 <p>IMF WEO</p>	Inflation 2.1 Rank 96% Score Max 15.0 <p>IMF WEO</p>
Regulatory Quality 96% Score 0.78 Median 0.00 <p>World Bank/Brookings WGI</p>	Trade Policy 100% Score 82.4 Median 66.2 <p>Heritage Foundation</p>
Gender in the Economy 26% Score 59.4 Median 73.1 <p>World Bank/WORLD Policy Analysis Center</p>	Land Rights and Access 67% Score 0.625 Median 0.479 <p>V-Dem/IFAD</p>
Access to Credit 52% Score 0.521 Median 0.499 <p>IMF/Findex</p>	Employment Opportunity 74% Score 0.544 Median 0.428 <p>V-Dem/WORLD Policy Analysis Center</p>

Ruling Justly

Political Rights 11 Rank 26% Score Min 17 <p>Freedom House</p>	Civil Liberties 22 Rank 26% Score Min 25 <p>Freedom House</p>	Control of Corruption 78% Score 0.49 Median 0.00 <p>World Bank/Brookings WGI</p>
Government Effectiveness 89% Score 0.68 Median 0.00 <p>World Bank/Brookings WGI</p>	Rule of Law 81% Score 0.48 Median 0.00 <p>World Bank/Brookings WGI</p>	Freedom of Information 41% Score 39.3 Median 42.2 <p>RSF/Access Now/CLD</p>

Investing in People

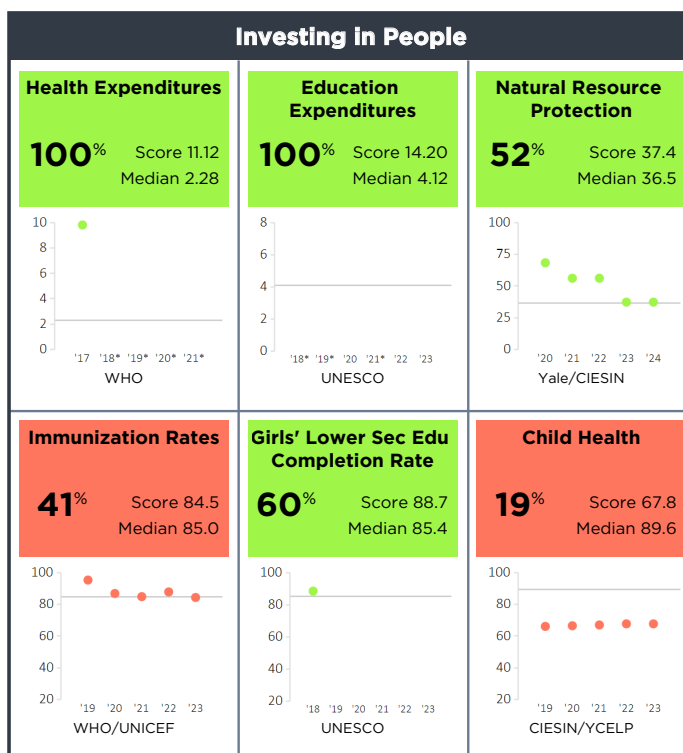
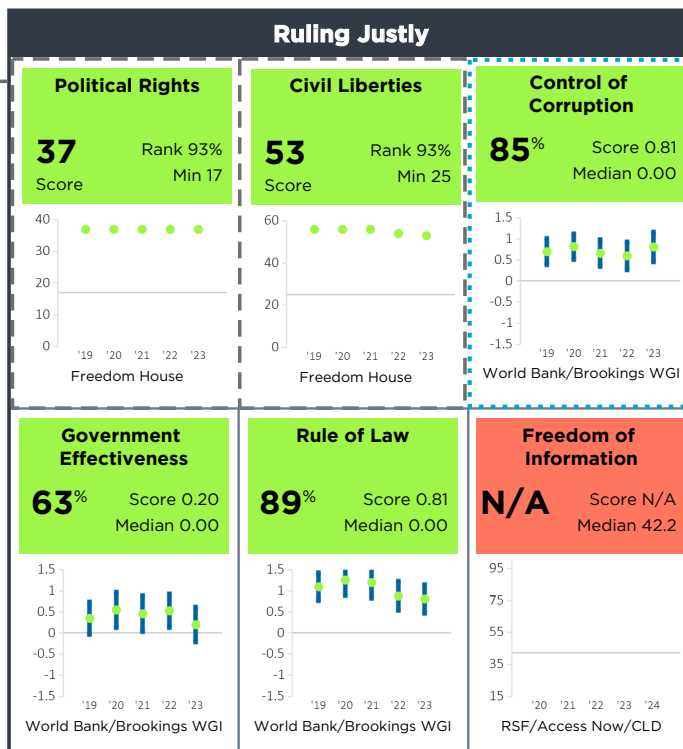
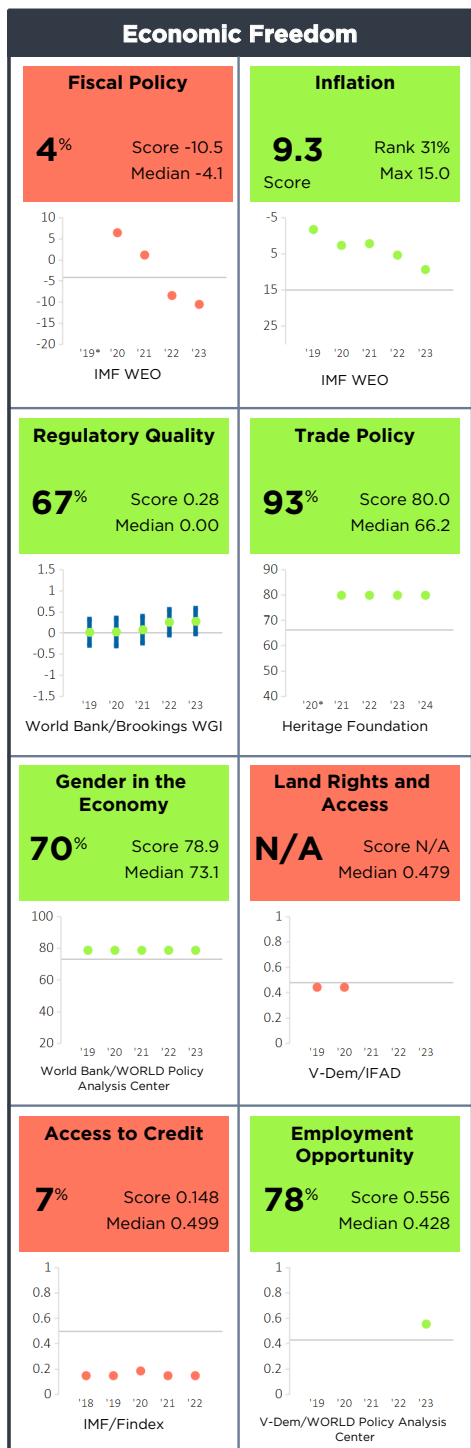
Health Expenditures 56% Score 2.59 Median 2.28 <p>WHO</p>	Education Expenditures 27% Score 3.16 Median 4.12 <p>UNESCO</p>	Natural Resource Protection 56% Score 37.5 Median 36.5 <p>Yale/CIESIN</p>
Immunization Rates 74% Score 95.5 Median 85.0 <p>WHO/UNICEF</p>	Girls' Lower Sec Edu Completion Rate N/A Score N/A Median 85.4 <p>UNESCO</p>	Child Health 96% Score 97.8 Median 89.6 <p>CIESIN/YCELP</p>

For more information regarding the Millennium Challenge Account Selection Process and these indicators, please consult MCC's website www.mcc.gov/selection

Kiribati FY25

Population 134,000
 GNI/Cap \$3,730
 Category GNI/Cap \$2,166 - \$4,515

Half Scorecard Passed
 Control of Corruption
 Democratic Rights



For more information regarding the Millennium Challenge Account Selection Process and these indicators, please consult MCC's website www.mcc.gov/selection

* Indicates the country has a score this year, but the score is outside the range of scores shown on the chart.

Kiribati

Lebanon FY25

Population 5,354,000
 GNI/Cap \$3,740
 Category GNI/Cap \$2,166 - \$4,515

Half Scorecard Passed **X**
 Control of Corruption **X**
 Democratic Rights **✓**

Lebanon

Economic Freedom

Fiscal Policy 63% Score -3.2 Median -4.1 IMF WEO	Inflation 221.3 Rank 0% Score Max 15.0 IMF WEO
Regulatory Quality 7% Score -0.45 Median 0.00 World Bank/Brookings WGI	Trade Policy 48% Score 65.4 Median 66.2 Heritage Foundation
Gender in the Economy 15% Score 56.7 Median 73.1 World Bank/WORLD Policy Analysis Center	Land Rights and Access 54% Score 0.542 Median 0.479 V-Dem/IFAD
Access to Credit 30% Score 0.352 Median 0.499 IMF/Findex	Employment Opportunity 15% Score 0.339 Median 0.428 V-Dem/WORLD Policy Analysis Center

Ruling Justly

Political Rights 13 Rank 30% Score Min 17 Freedom House	Civil Liberties 29 Rank 41% Score Min 25 Freedom House	Control of Corruption 7% Score -0.83 Median 0.00 World Bank/Brookings WGI
Government Effectiveness 0% Score -1.29 Median 0.00 World Bank/Brookings WGI	Rule of Law 7% Score -0.94 Median 0.00 World Bank/Brookings WGI	Freedom of Information 27% Score 36.9 Median 42.2 RSF/Access Now/CLD

Investing in People

Health Expenditures 59% Score 2.90 Median 2.28 WHO	Education Expenditures 4% Score 1.67 Median 4.12 UNESCO	Natural Resource Protection 33% Score 33.6 Median 36.5 Yale/CIESIN
Immunization Rates 4% Score 64.0 Median 85.0 WHO/UNICEF	Girls' Lower Sec Edu Completion Rate N/A Score N/A Median 85.4 UNESCO	Child Health 81% Score 96.2 Median 89.6 CIESIN/YCELP

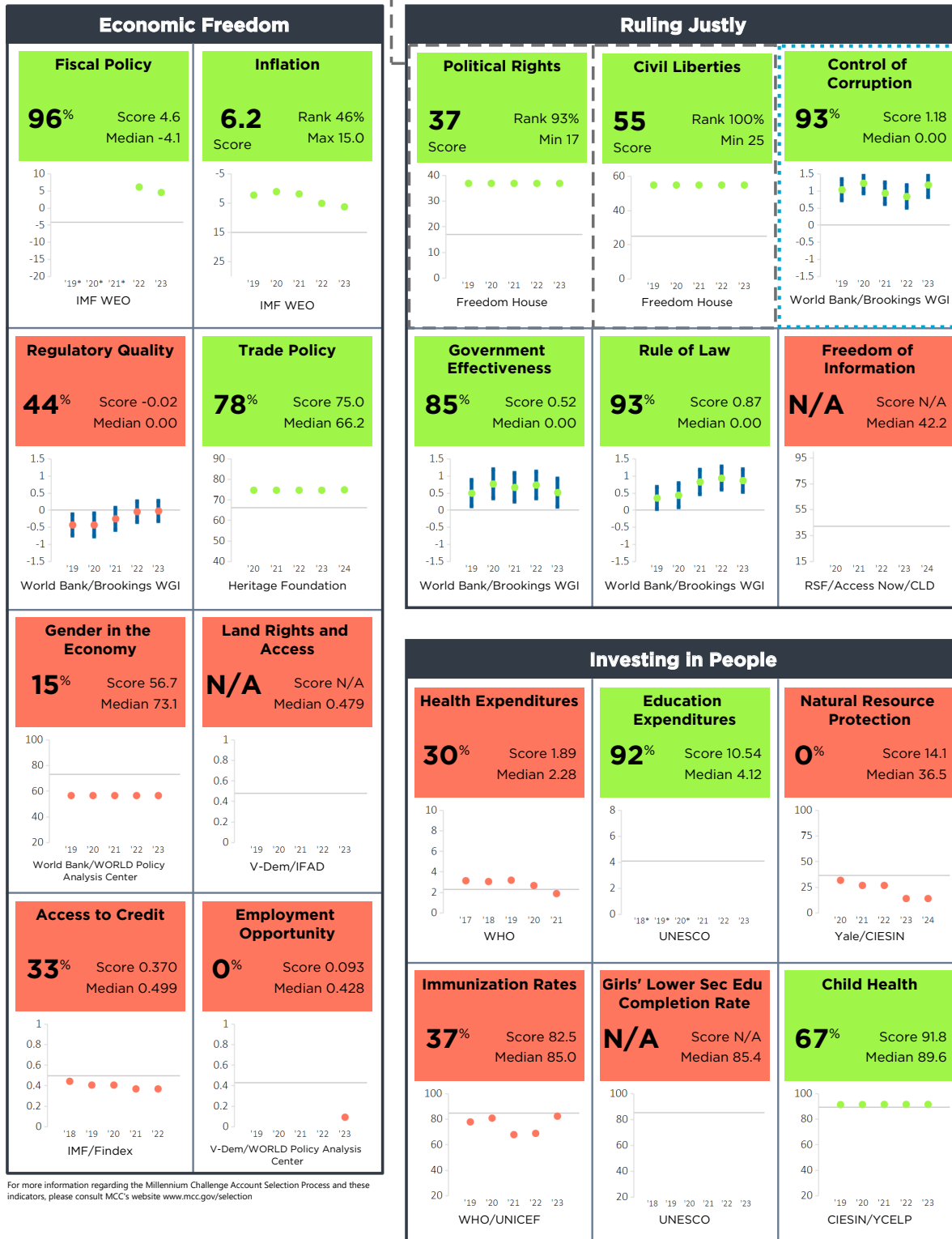
For more information regarding the Millennium Challenge Account Selection Process and these indicators, please consult MCC's website www.mcc.gov/selection

* Indicates the country has a score this year, but the score is outside the range of scores shown on the chart.

Micronesia, Fed. Sts. FY25

Population 115,000
 GNI/Cap \$4,150
 Category GNI/Cap \$2,166 - \$4,515

Half Scorecard Passed
 Control of Corruption
 Democratic Rights



Micronesia, Fed. Sts.

For more information regarding the Millennium Challenge Account Selection Process and these indicators, please consult MCC's website www.mcc.gov/selection

* Indicates the country has a score this year, but the score is outside the range of scores shown on the chart.

Morocco FY25

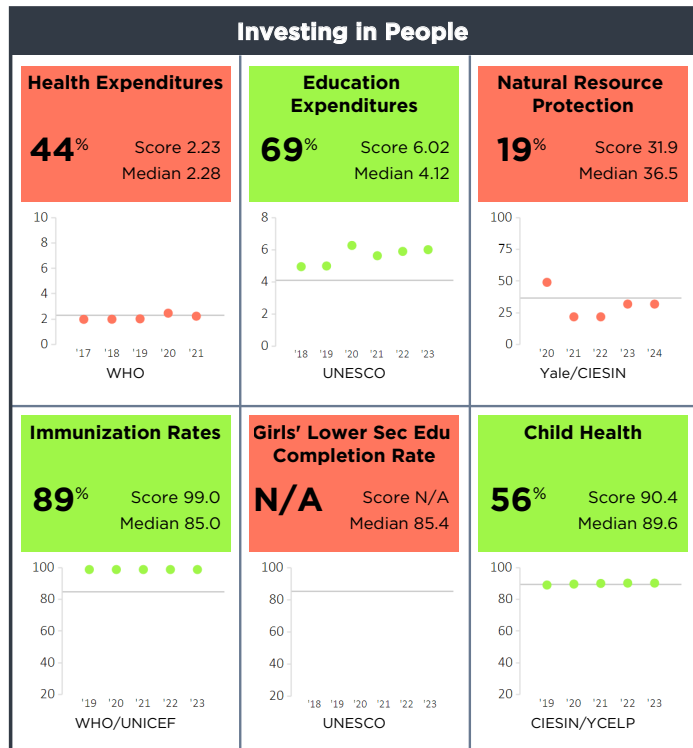
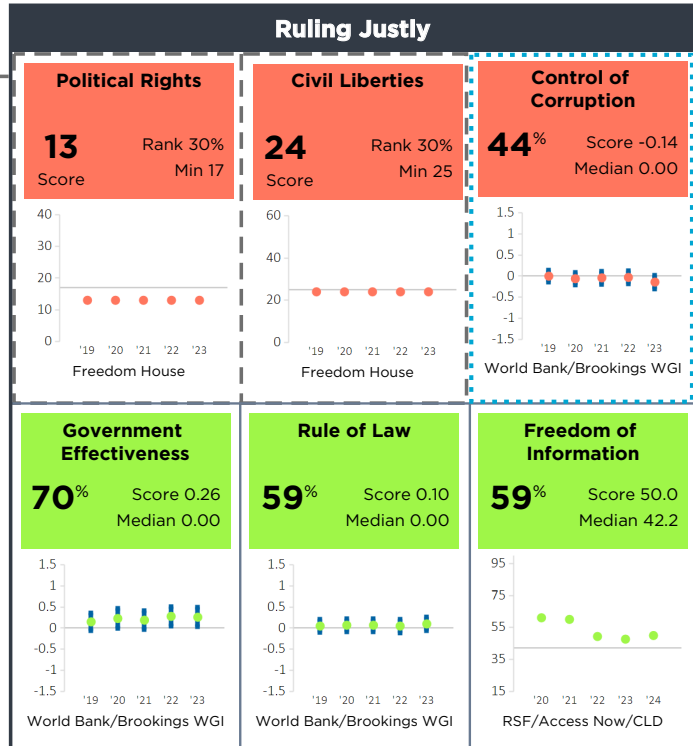
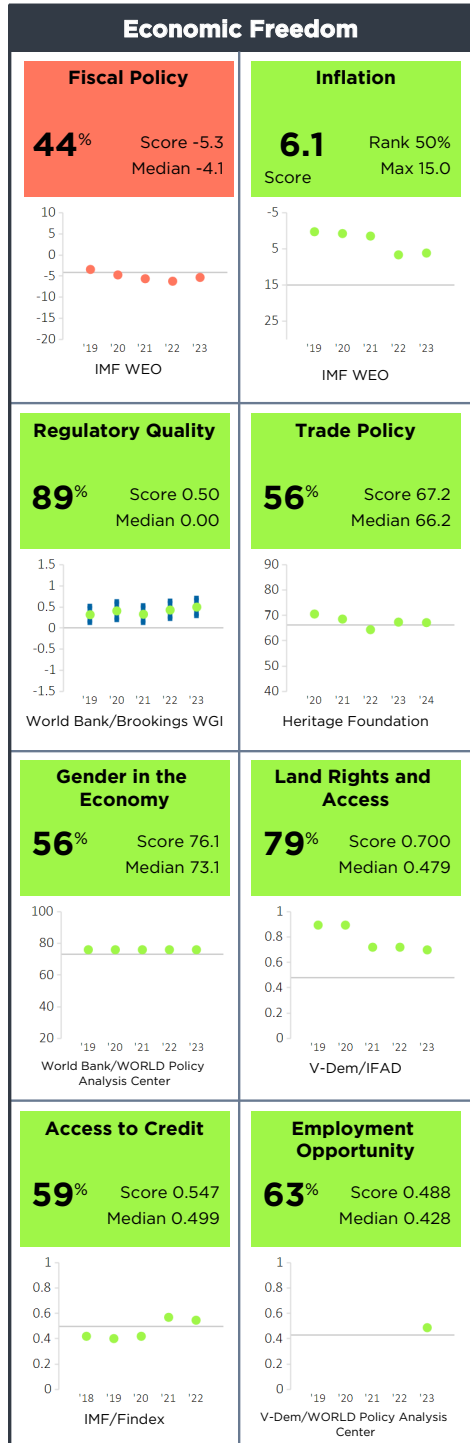
Population 37,840,000
 GNI/Cap \$3,700
 Category GNI/Cap \$2,166 - \$4,515

Half Scorecard Passed ✓

Control of Corruption X

Democratic Rights X

Morocco

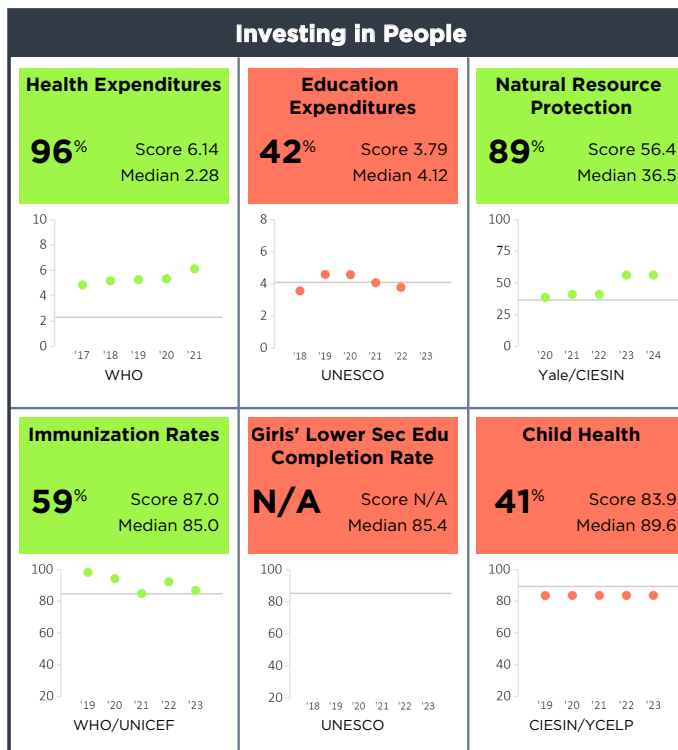
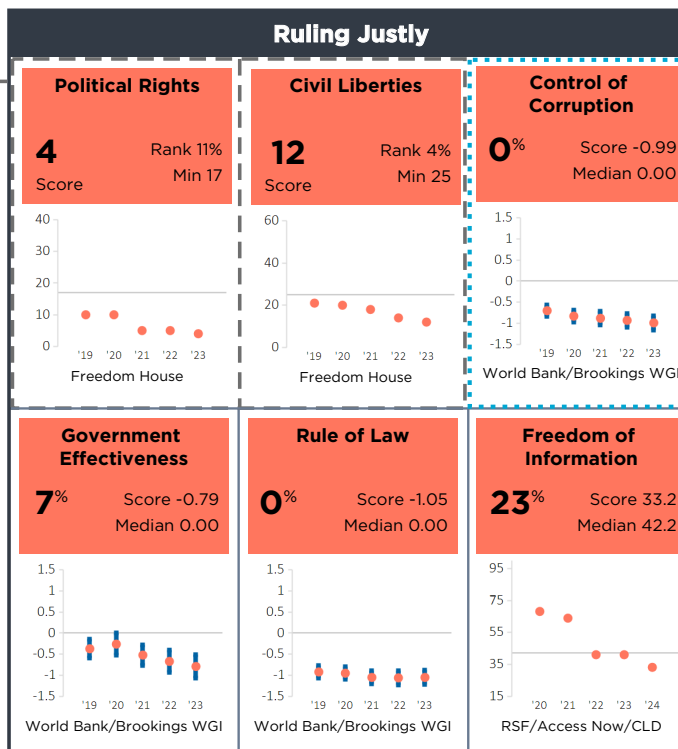
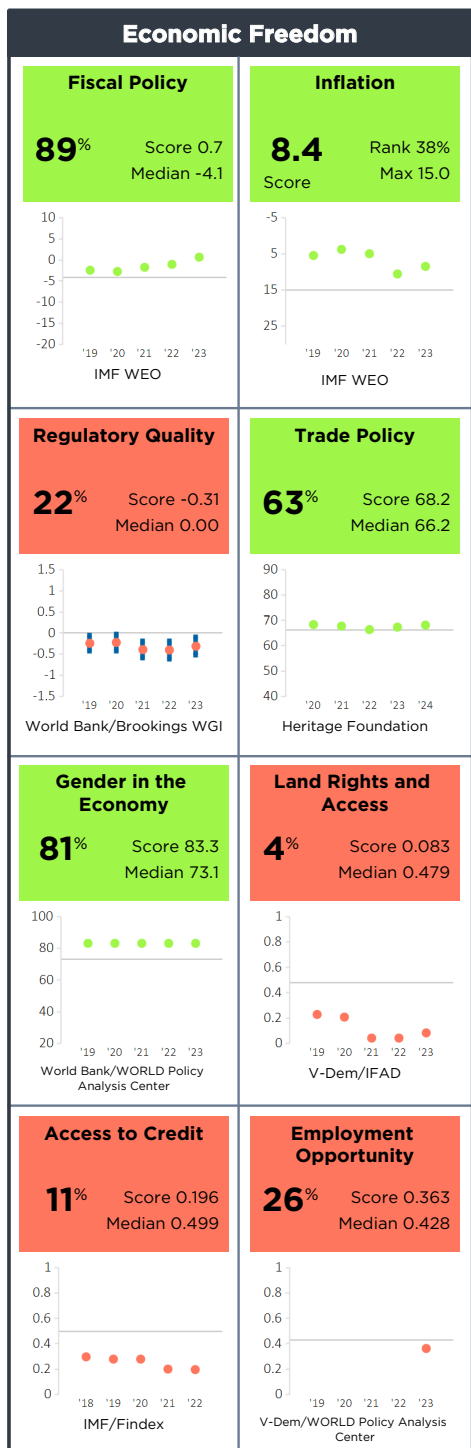


For more information regarding the Millennium Challenge Account Selection Process and these indicators, please consult MCC's website www.mcc.gov/selection

Nicaragua FY25

Population 7,046,000
 GNI/Cap \$2,270
 Category GNI/Cap \$2,166 - \$4,515

Half Scorecard Passed **X**
 Control of Corruption **X**
 Democratic Rights **X**



For more information regarding the Millennium Challenge Account Selection Process and these indicators, please consult MCC's website www.mcc.gov/selection

Nicaragua

Papua New Guinea FY25

Population 10,330,000
 GNI/Cap \$2,840
 Category GNI/Cap \$2,166 - \$4,515

Half Scorecard Passed **X**
 Control of Corruption **X**
 Democratic Rights **✓**

Papua New Guinea

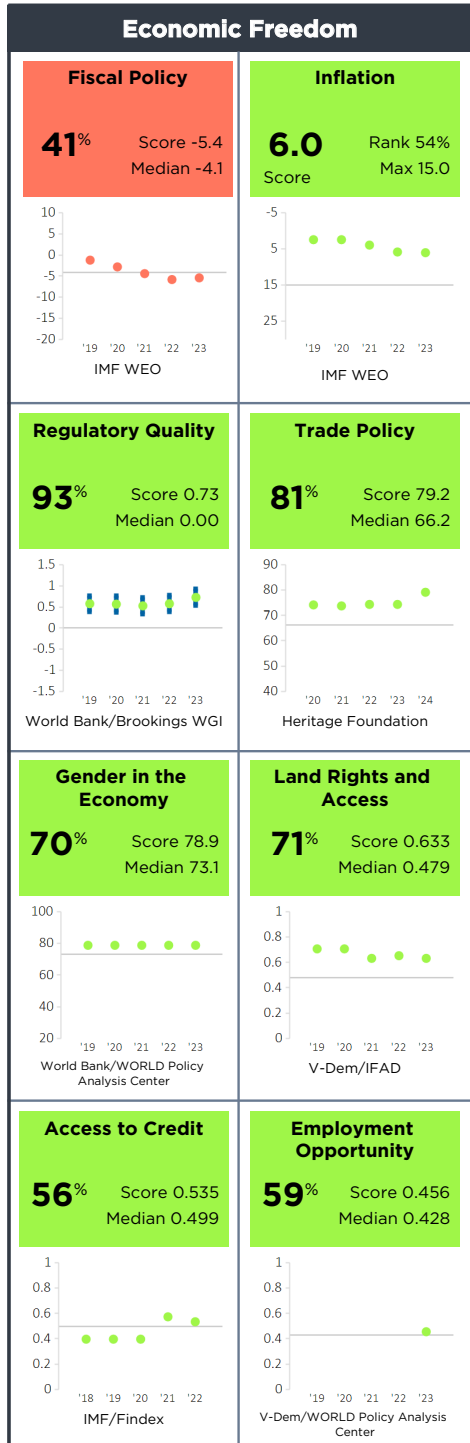


For more information regarding the Millennium Challenge Account Selection Process and these indicators, please consult MCC's website www.mcc.gov/selection

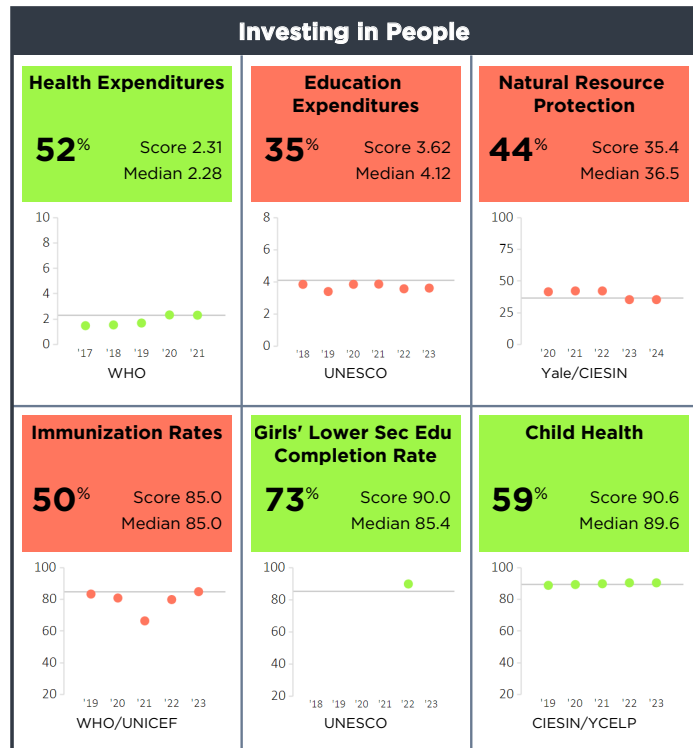
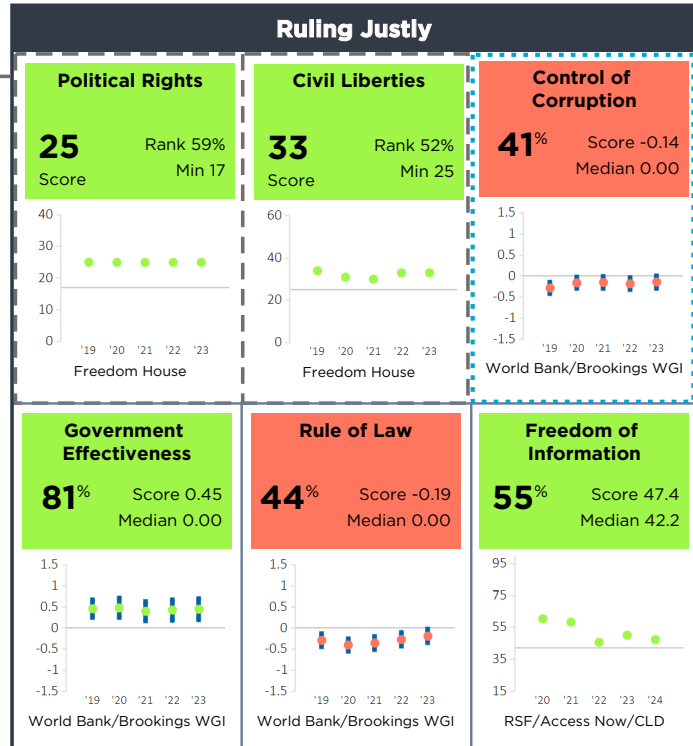
Philippines FY25

Population 117,337,000
 GNI/Cap \$4,230
 Category GNI/Cap \$2,166 - \$4,515

Half Scorecard Passed
 Control of Corruption
 Democratic Rights



For more information regarding the Millennium Challenge Account Selection Process and these indicators, please consult MCC's website www.mcc.gov/selection



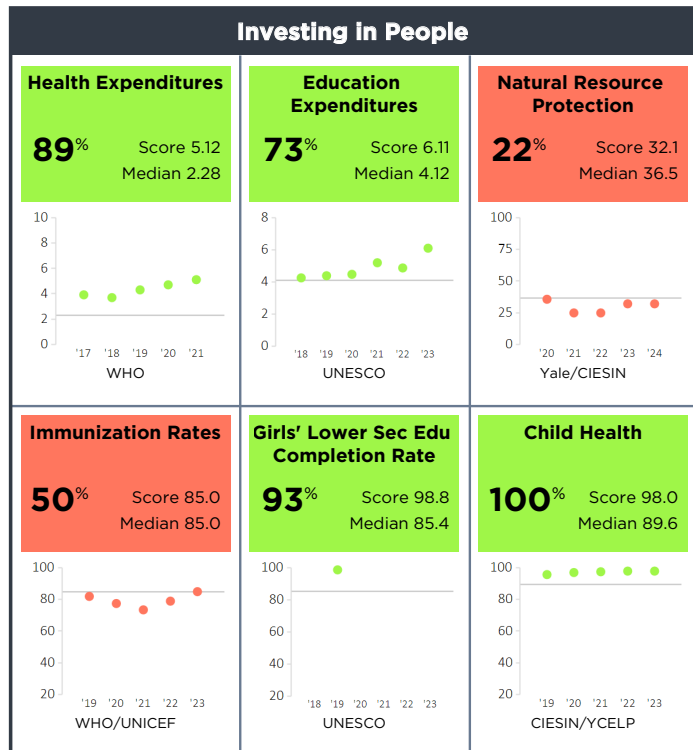
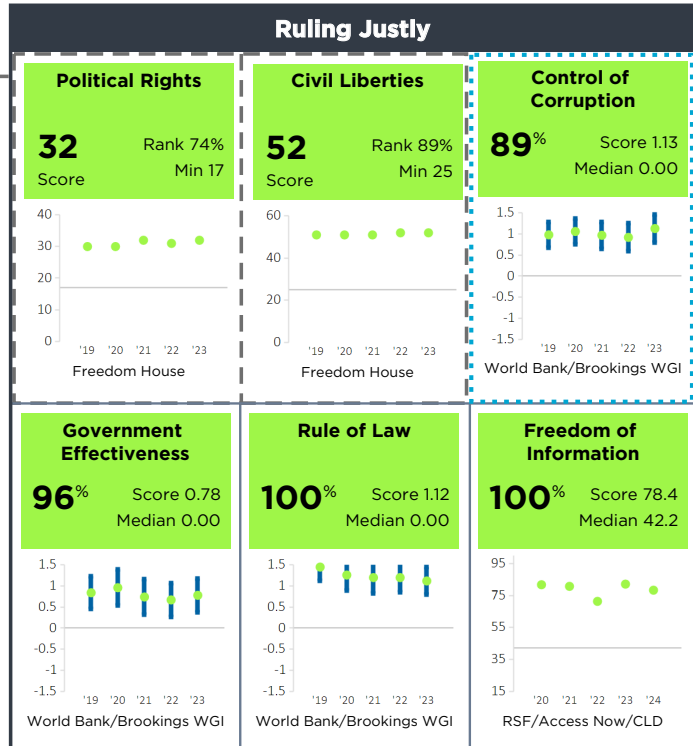
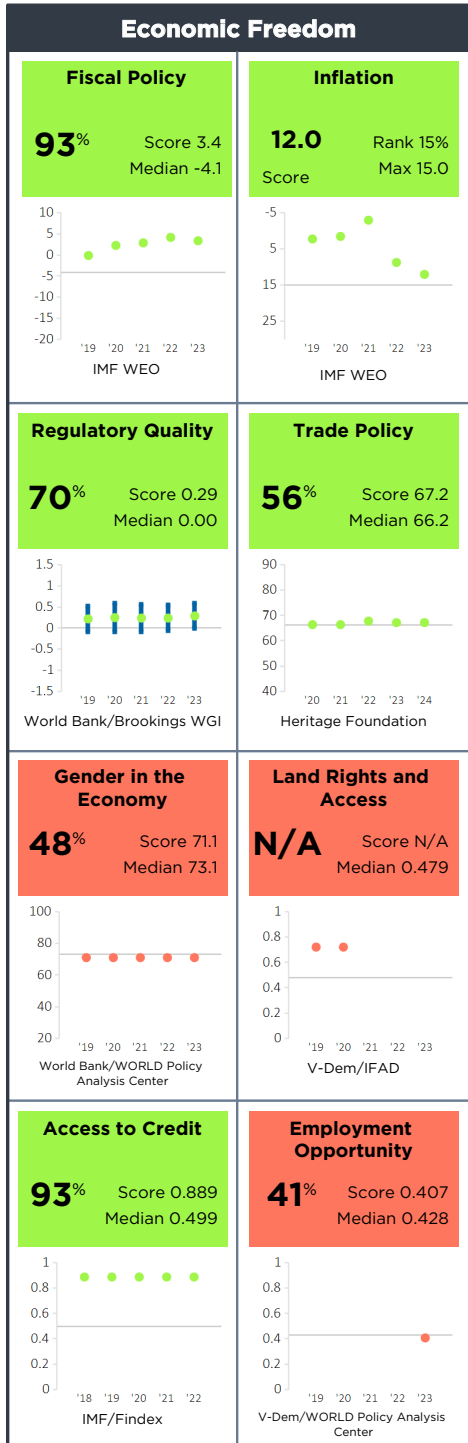
Philippines

Samoa FY25

Population 226,000
 GNI/Cap \$4,020
 Category GNI/Cap \$2,166 - \$4,515

Half Scorecard Passed ✓
 Control of Corruption ✓
 Democratic Rights ✓

Samoa

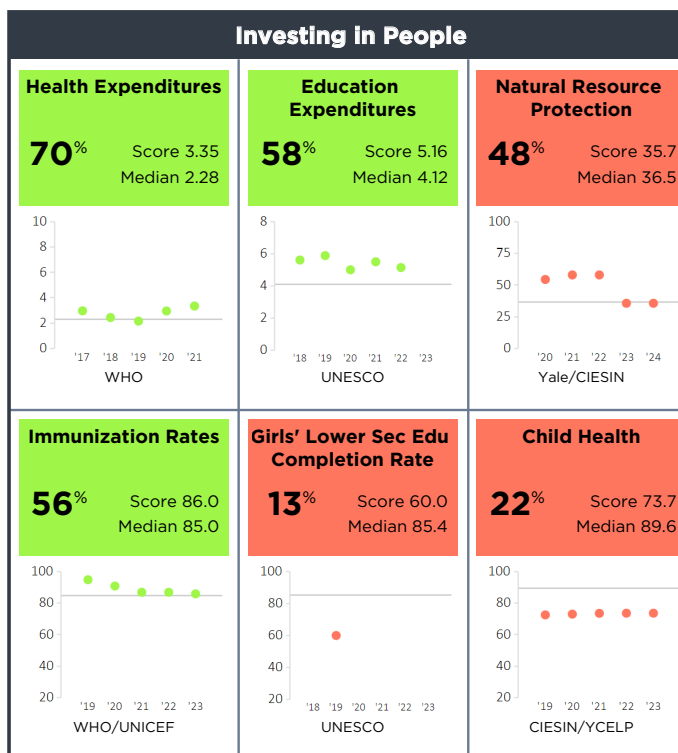
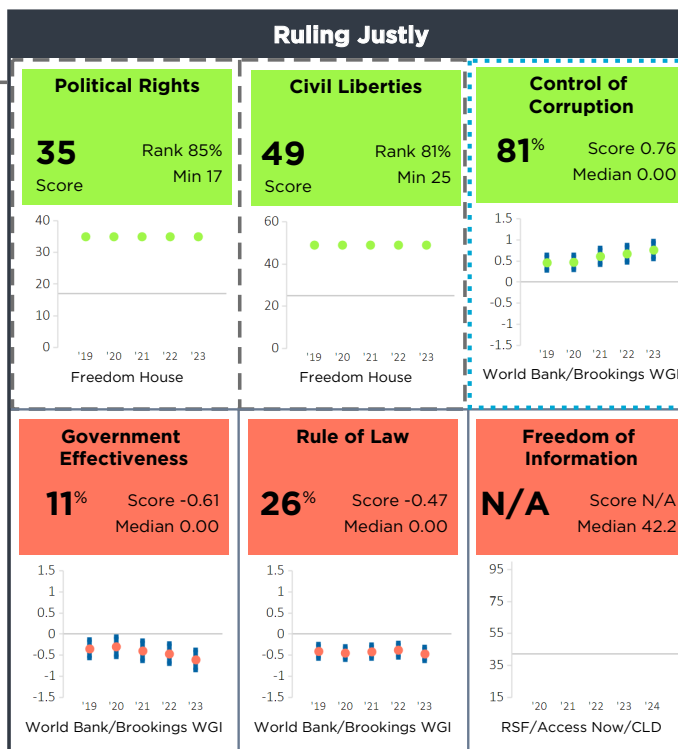
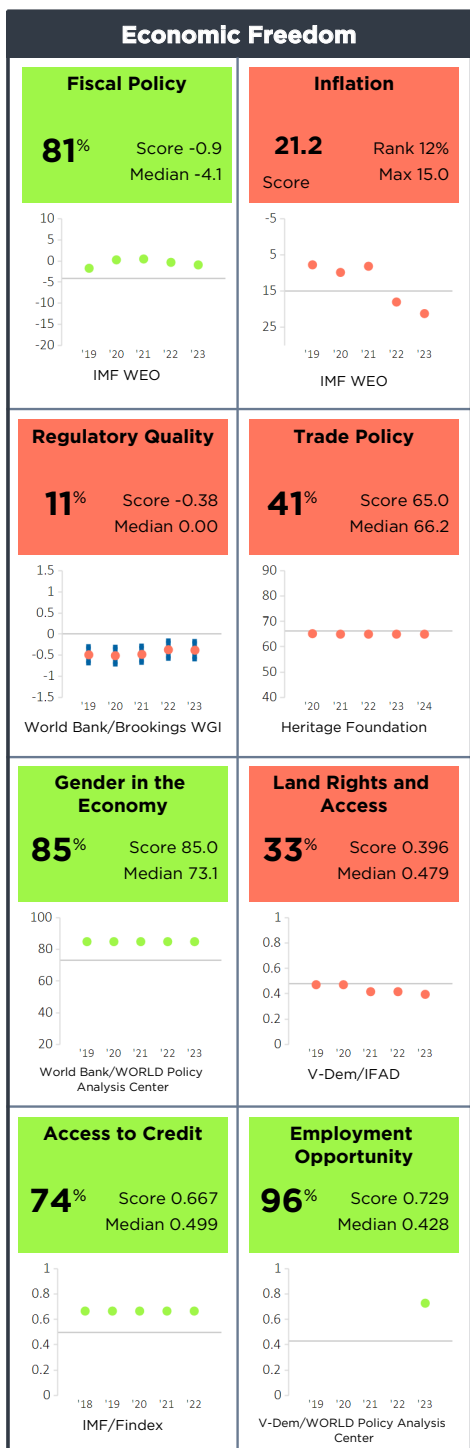


For more information regarding the Millennium Challenge Account Selection Process and these indicators, please consult MCC's website www.mcc.gov/selection

São Tomé and Príncipe FY25

Population 232,000
 GNI/Cap \$2,480
 Category GNI/Cap \$2,166 - \$4,515

Half Scorecard Passed
 Control of Corruption
 Democratic Rights



For more information regarding the Millennium Challenge Account Selection Process and these indicators, please consult MCC's website www.mcc.gov/selection

São Tomé and Príncipe

Solomon Islands FY25

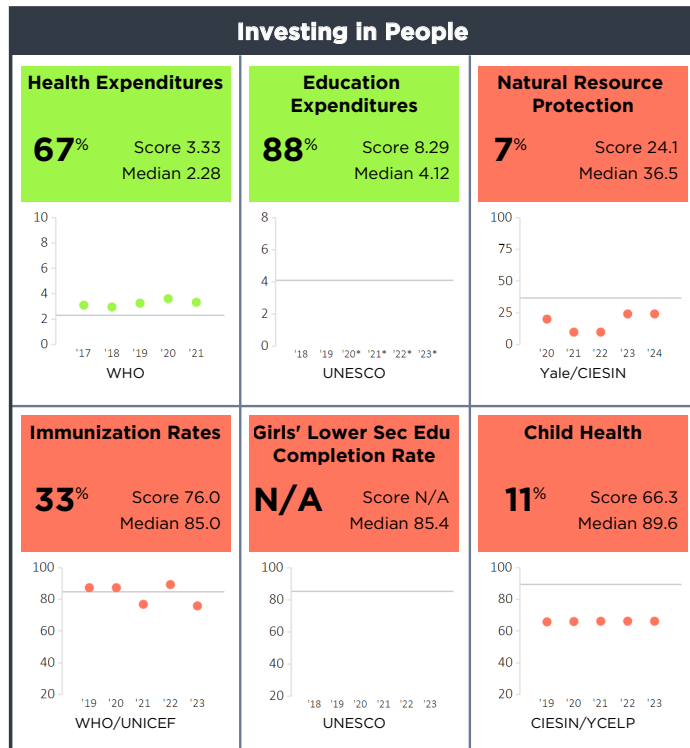
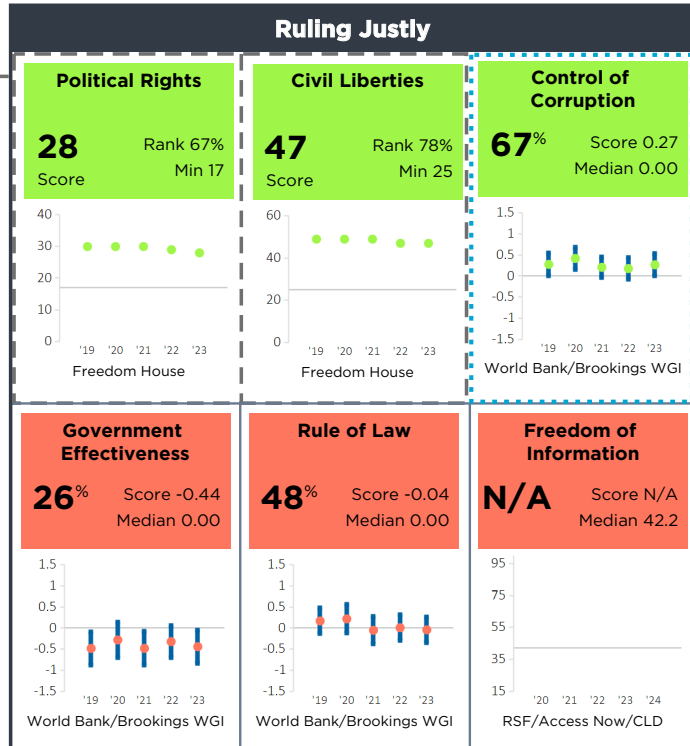
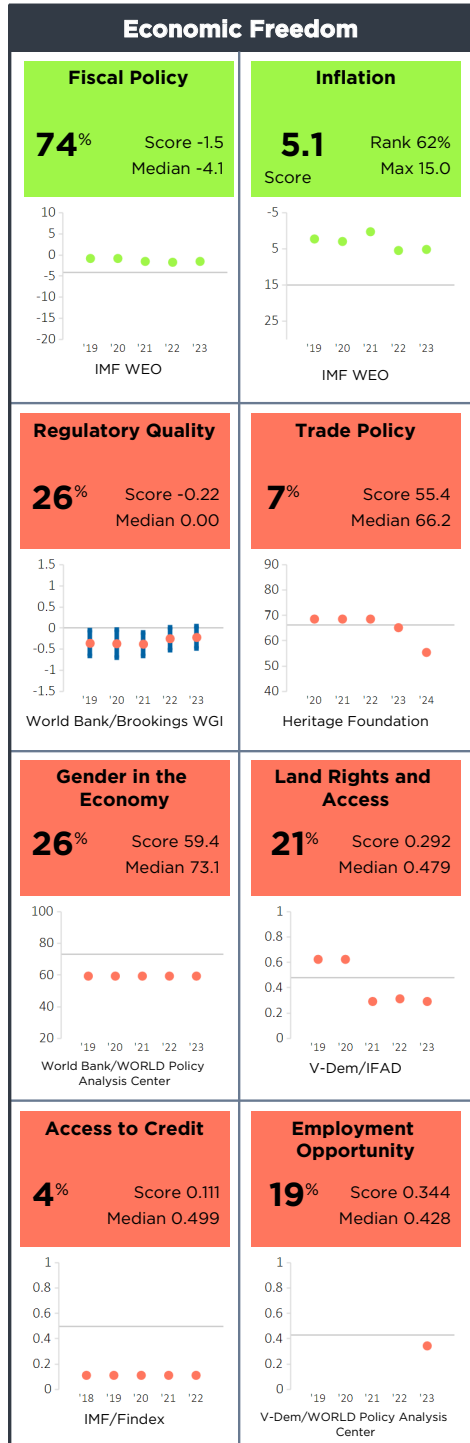
Population 740,000
 GNI/Cap \$2,270
 Category GNI/Cap \$2,166 - \$4,515

Half Scorecard Passed **X**

Control of Corruption **✓**

Democratic Rights **✓**

Solomon Islands



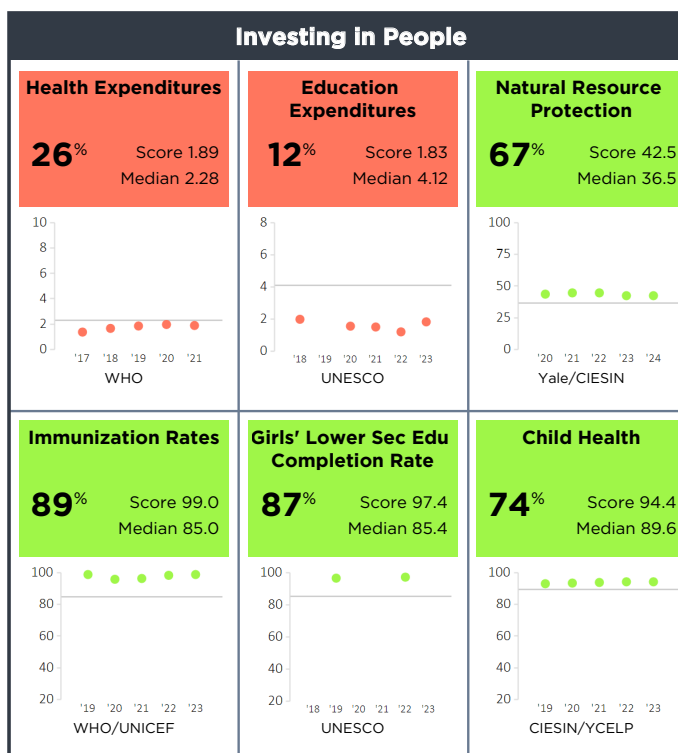
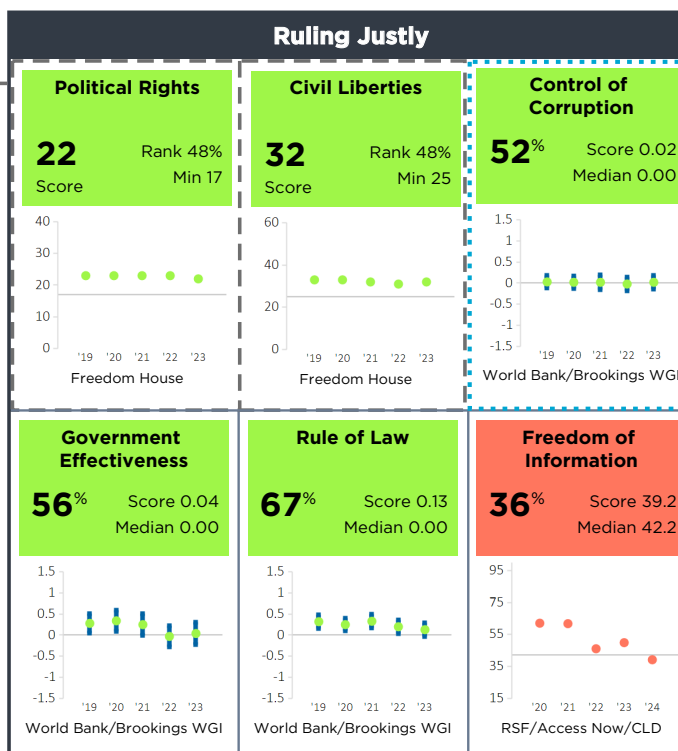
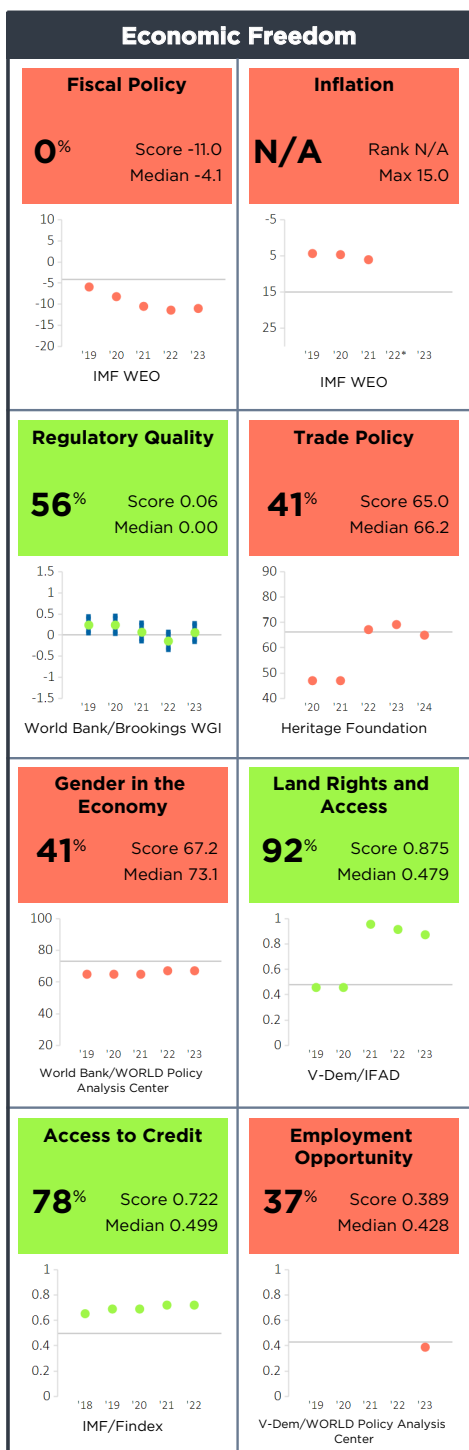
For more information regarding the Millennium Challenge Account Selection Process and these indicators, please consult MCC's website www.mcc.gov/selection

* Indicates the country has a score this year, but the score is outside the range of scores shown on the chart.

Sri Lanka FY25

Population 22,037,000
 GNI/Cap \$3,540
 Category GNI/Cap \$2,166 - \$4,515

Half Scorecard Passed
 Control of Corruption
 Democratic Rights



For more information regarding the Millennium Challenge Account Selection Process and these indicators, please consult MCC's website www.mcc.gov/selection

* Indicates the country has a score this year, but the score is outside the range of scores shown on the chart.

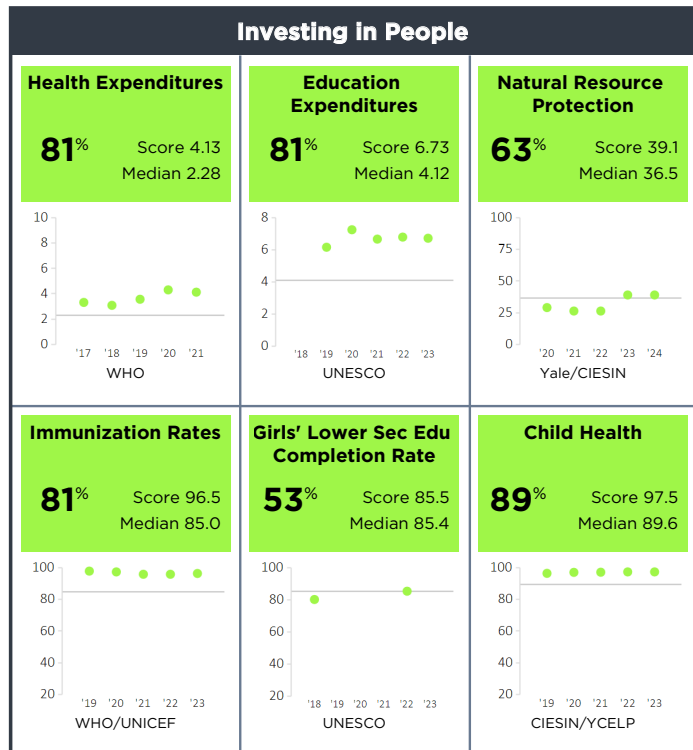
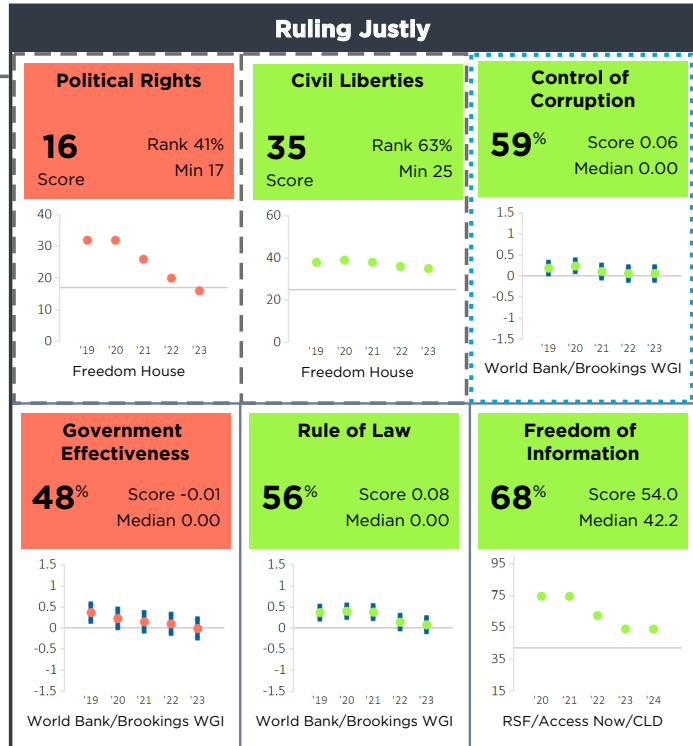
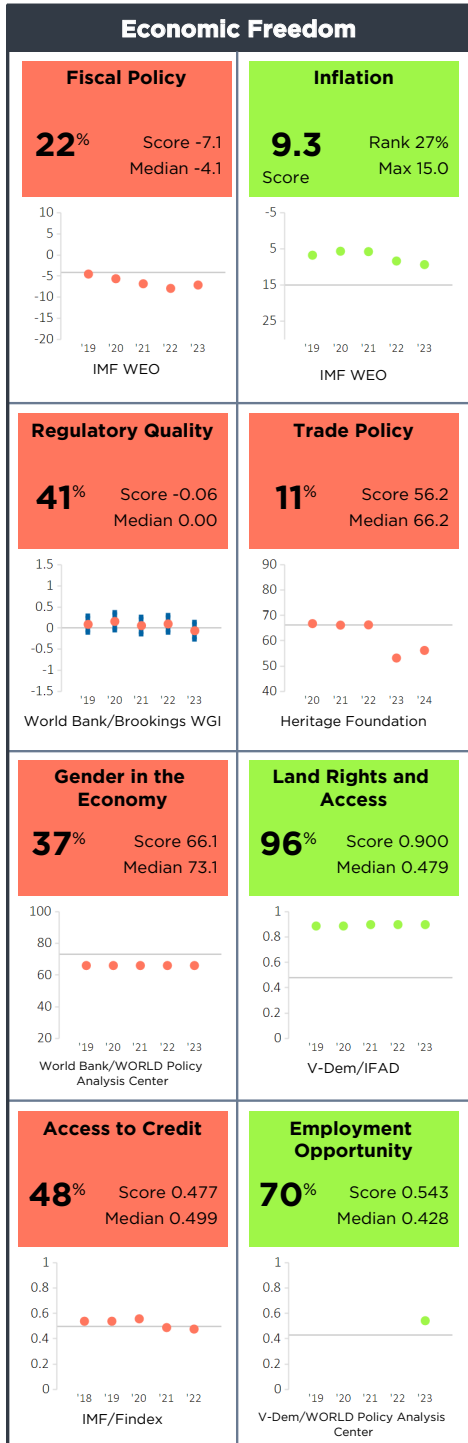
Sri Lanka

Tunisia FY25

Population 12,458,000
 GNI/Cap \$3,770
 Category GNI/Cap \$2,166 - \$4,515

Half Scorecard Passed ✓
 Control of Corruption ✓
 Democratic Rights ✓

Tunisia

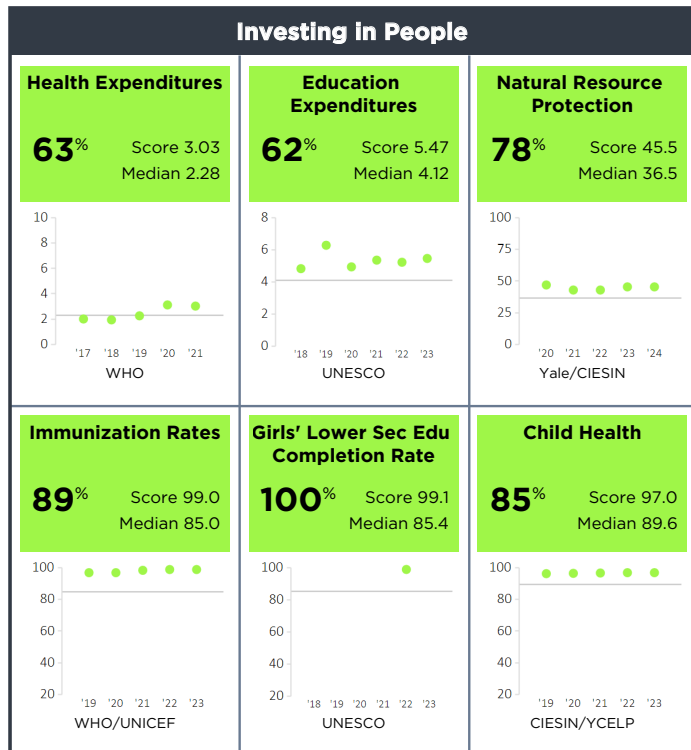
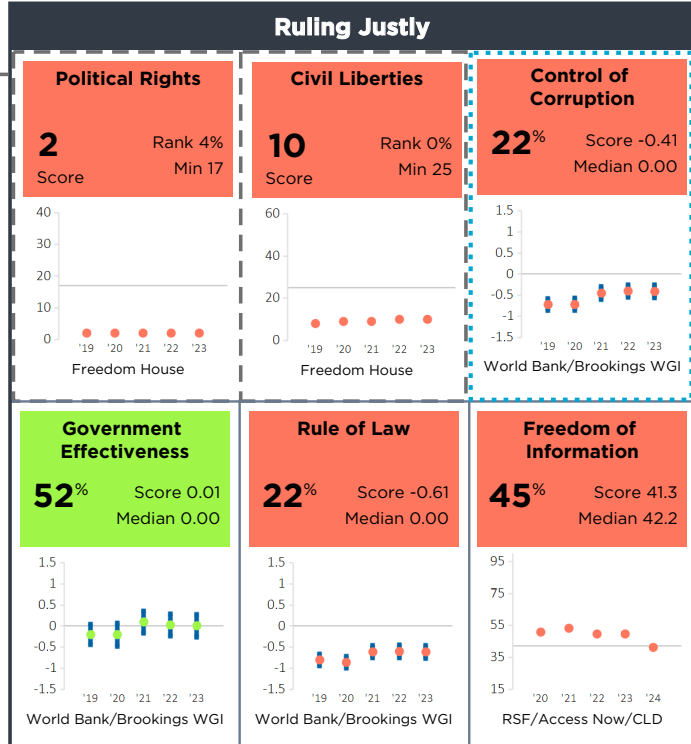
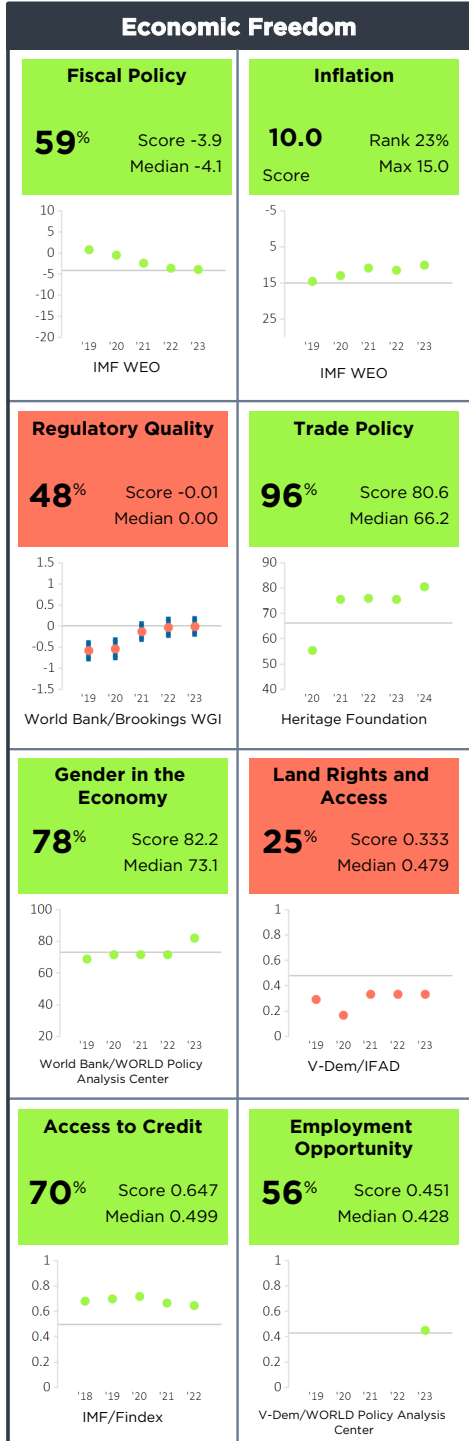


For more information regarding the Millennium Challenge Account Selection Process and these indicators, please consult MCC's website www.mcc.gov/selection

Uzbekistan FY25

Population 36,412,000
 GNI/Cap \$2,360
 Category GNI/Cap \$2,166 - \$4,515

Half Scorecard Passed ✓
 Control of Corruption ✗
 Democratic Rights ✗



For more information regarding the Millennium Challenge Account Selection Process and these indicators, please consult MCC's website www.mcc.gov/selection

Uzbekistan

Vanuatu FY25

Population 335,000
 GNI/Cap \$3,660
 Category GNI/Cap \$2,166 - \$4,515

Half Scorecard Passed

Control of Corruption

Democratic Rights

Vanuatu

Economic Freedom

Fiscal Policy 67% Score -2.6 Median -4.1 IMF WEO	Inflation 11.2 Rank 19% Score Max 15.0 IMF WEO
Regulatory Quality 81% Score 0.44 Median 0.00 World Bank/Brookings WGI	Trade Policy 15% Score 59.4 Median 66.2 Heritage Foundation
Gender in the Economy 11% Score 56.1 Median 73.1 World Bank/WORLD Policy Analysis Center	Land Rights and Access 38% Score 0.404 Median 0.479 V-Dem/IFAD
Access to Credit 89% Score 0.852 Median 0.499 IMF/Findex	Employment Opportunity 67% Score 0.519 Median 0.428 V-Dem/WORLD Policy Analysis Center

Ruling Justly

Political Rights 32 Rank 74% Score Min 17 Freedom House	Civil Liberties 50 Rank 85% Score Min 25 Freedom House	Control of Corruption 74% Score 0.39 Median 0.00 World Bank/Brookings WGI
Government Effectiveness 41% Score -0.28 Median 0.00 World Bank/Brookings WGI	Rule of Law 74% Score 0.36 Median 0.00 World Bank/Brookings WGI	Freedom of Information N/A Score N/A Median 42.2 RSF/Access Now/CLD

Investing in People

Health Expenditures 19% Score 1.21 Median 2.28 WHO	Education Expenditures 96% Score 10.64 Median 4.12 UNESCO	Natural Resource Protection 30% Score 33.1 Median 36.5 Yale/CIESIN
Immunization Rates 11% Score 71.0 Median 85.0 WHO/UNICEF	Girls' Lower Sec Edu Completion Rate N/A Score N/A Median 85.4 UNESCO	Child Health 33% Score 78.2 Median 89.6 CIESIN/YCELP

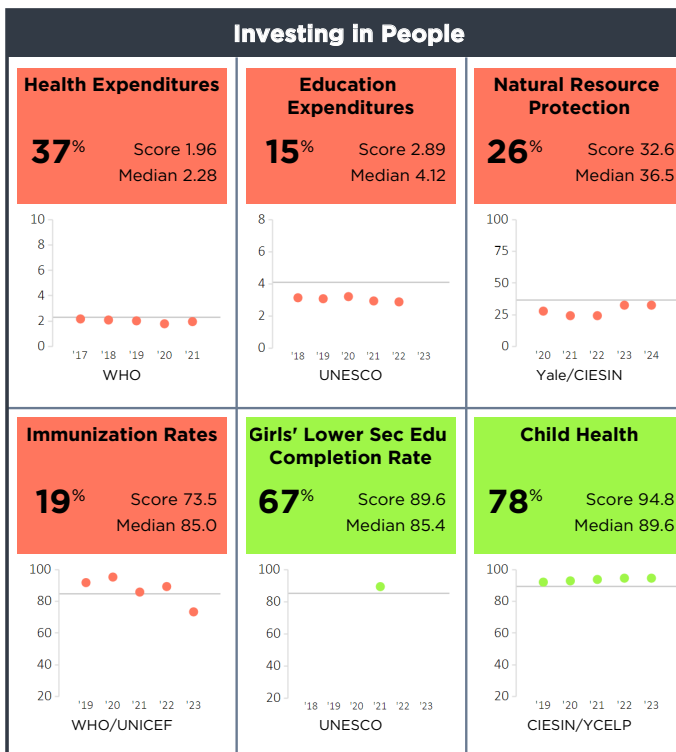
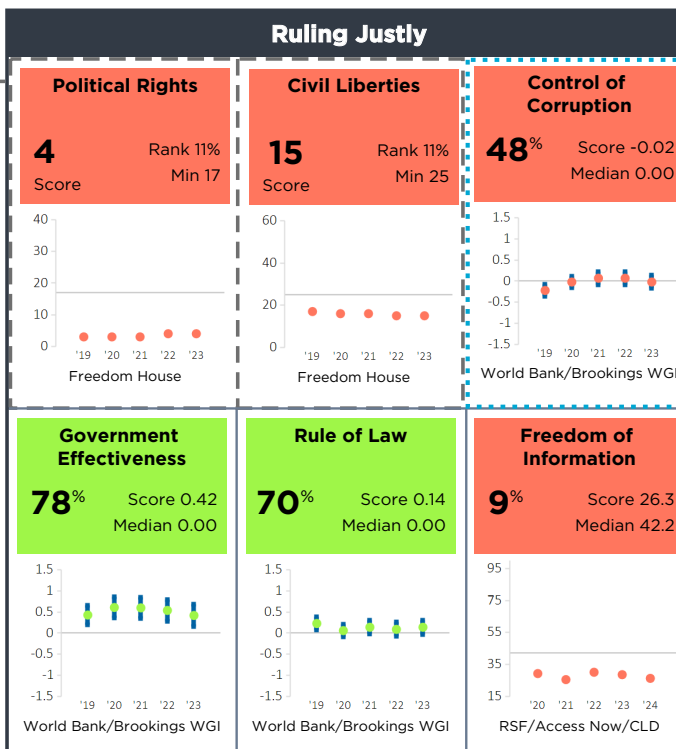
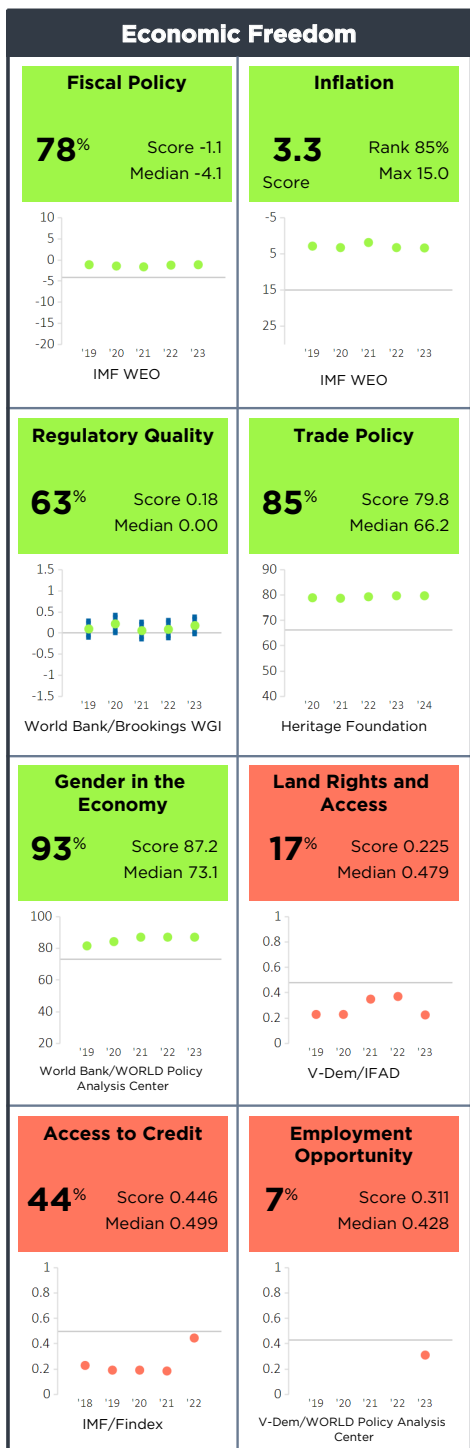
For more information regarding the Millennium Challenge Account Selection Process and these indicators, please consult MCC's website www.mcc.gov/selection

* Indicates the country has a score this year, but the score is outside the range of scores shown on the chart.

Vietnam FY25

Population 98,859,000
 GNI/Cap \$4,180
 Category GNI/Cap \$2,166 - \$4,515

Half Scorecard Passed **X**
 Control of Corruption **X**
 Democratic Rights **X**



For more information regarding the Millennium Challenge Account Selection Process and these indicators, please consult MCC's website www.mcc.gov/selection

Vietnam

Reducing Poverty Through Growth



MILLENNIUM
CHALLENGE CORPORATION

UNITED STATES OF AMERICA

1099 14th Street NW | Suite 700
Washington, DC 20005-3550
www.mcc.gov